

NSI effects on tripartite entanglement in neutrino oscillations

Lekhashri Konwar^{1,*} and Bhavna Yadav^{1,†}

¹*Indian Institute of Technology Jodhpur, Jodhpur 342030, India*

In this study, we investigate the impact of new physics on different measures of tripartite entanglement within the context of three-flavor neutrino oscillations. These measures encompass concurrence, entanglement of formation, and negativity. We analyze the influence of new physics on these measures across a range of experimental setups involving both reactors and accelerators. Reactor experiments under consideration include Daya Bay, JUNO, and KamLAND setups, while accelerator experiments encompass T2K, MINOS, and DUNE. Our analysis reveals that accelerator experiments demonstrate greater sensitivity to NSI, with the most pronounced impact observed in the DUNE experiment. Negativity, while a weaker metric compared to EOF and concurrence, exhibits maximal sensitivity to NSI effects, particularly evident when neutrinos possess moderate to high energies. Conversely, reactor experiments demonstrate less sensitivity to NSI, with concurrence and EOF displaying more prominent effects.

I. Introduction

The phenomenon of neutrino oscillation, validated through a multitude of experimental observations, incontrovertibly signifies the presence of nonzero neutrino masses. Within the confines of the Standard Model (SM) of electroweak interactions, the three-flavor neutrino oscillations elegantly account for the comprehensive dataset stemming from a variety of neutrino oscillation experiments. Nonetheless, acknowledging the limitations of the SM as the definitive theory governing fundamental interactions, it becomes imperative to incorporate the potential influence of new physics into the domain of neutrino oscillations. Such deviations from the standard framework, often referred to as non-standard interactions (NSI), are anticipated to manifest as subtle perturbations within the landscape of neutrino oscillations, leading to modifications in oscillation probabilities.

Numerous ongoing and upcoming experiments are poised to investigate the possible presence of NSI in neutrino oscillations. These experiments range from accelerator-based neutrino oscillation experiments, such as DUNE [1] and T2K [2], to reactor experiments like JUNO [3] and even astrophysical and cosmological observations involving neutrinos. The quest to uncover NSI effects is driven by the desire to unveil new physics phenomena that could lie hidden within the neutrino sector, ultimately providing vital clues about the fundamental nature of particles and interactions. The study of quantum correlations in the oscillating neutrino system can also serve as an alternative platform to probe NSI effects.

Quantum correlations are a multifaceted concept within the domain of quantum mechanics, and they cannot be fully described by a single quantity or measure. Instead, there are various aspects used to characterize these correlations. One of the most famous and intriguing facets of quantum correlations is entanglement. En-

tanglement serves as a fundamental resource in various quantum information processing tasks, including quantum teleportation [4] and quantum cryptography [5]. Importantly, entanglement is not a single-valued quantity; rather, there are numerous methods to quantify it. These quantification approaches include Entanglement of Formation [6, 7], Concurrence [8, 9], and Negativity [10, 11].

Entanglement of formation (EOF) is a fundamental concept in the realm of quantum physics. It is defined as the von Neumann entropy of the reduced density matrix, as perceived by any of the three parties involved, namely A, B, or C. In simpler terms, it quantifies the minimum level of entanglement that must be shared among three parties to create a specified quantum state. An intriguing property of EOF is that its value is only zero when the quantum state is separable, underlining its usefulness in identifying entanglement.

Concurrence is another widely used measure for quantifying entanglement. It was introduced as a more tractable alternative to EOF, which involves a minimization step in its definition, making analytical analysis challenging. Concurrence signifies the maximum potential entanglement attainable for a given set of eigenvalues of the density matrix. Its values range between 0 and 1, with 1 indicating maximal entanglement. Initially, concurrence was defined exclusively for two-qubit states, but recent work by Guo and Gour has extended its applicability to three-qubit states. [9]

Negativity is yet another measure used to characterize entanglement. It is defined as the sum of the absolute values of the negative eigenvalues of the partially transposed density matrix. One of its significant advantages is its applicability to mixed quantum states, where other measures are more suitable for pure states. Notably, EOF, defined in terms of von Neumann entropy, may not effectively capture entanglement in mixed states since each subsystem possesses non-zero entropy, even in the absence of entanglement. In comparison, negativity provides a more comprehensive characterization of entanglement in mixed states. Therefore, negativity, while a valuable tool, is generally a weaker measure when compared to EOF and concurrence.

* konwar.3@iitj.ac.in

† yadav.18@iitj.ac.in

Many investigations have employed principles from quantum information theory to yield significant findings in systems of high-energy physics., see for e.g., [12–34]. Among these, studies related to quantum correlations in neutrino oscillations are particularly important. However, it is noteworthy that most of these studies operate under the assumption that the dynamics of oscillating neutrino systems adhere to the SM. On the contrary, our study focuses specifically on examining the influence of NSI on different measures of entanglement, such as EOF, concurrence, and negativity. We investigate the effects of NSI across a spectrum of experimental set-ups, spanning various experimental configurations, including reactors and accelerators such as Daya Bay [35, 36], JUNO [37], KamLAND [38], T2K [39], MINOS [40], and DUNE [41], all within the framework of three-flavor neutrino oscillations.

The work is structured as follows: Section II outlines the formalization of our study in conjunction with matter and NSI. Next, Section III delves into the discussion of tripartite entanglement measures. Subsequently, Section IV presents our findings, and Section V encapsulates our concluding remarks.

II. Formalism

In the formalism of three-flavor neutrino oscillations, the flavor states ν_e , ν_μ , and ν_τ are expressed as a combination of the mass eigenstates ν_1 , ν_2 , and ν_3 . This relationship is represented by the equation

$$|\nu_\alpha\rangle = \sum_i U_{\alpha i} |\nu_i\rangle, \quad (1)$$

where α represents the flavor indices (e , μ , τ), and i represents the mass eigenstate indices (1, 2, 3). This formalism reflects the fact that the initial flavor states at $t = 0$ are composed of the underlying mass eigenstates due to the phenomenon of mixing. The 3×3 mixing matrix responsible for this transformation is known as the Pontecorvo-Maki-Nakagawa-Sakata (PMNS) matrix.

The elements of the PMNS matrix are given by

$$\begin{pmatrix} c_{12}c_{13} & s_{12}c_{13} & s_{13}e^{-i\delta} \\ -s_{12}c_{23} - c_{12}s_{13}s_{23}e^{i\delta} & c_{12}c_{23} - s_{12}s_{13}s_{23}e^{i\delta} & c_{13}s_{23} \\ s_{12}s_{23} - c_{12}s_{13}c_{23}e^{i\delta} & -c_{12}s_{23} - s_{12}s_{13}c_{23}e^{i\delta} & c_{13}c_{23} \end{pmatrix}. \quad (2)$$

These matrix elements are parameterized by mixing angles, such as θ_{12} , θ_{13} , and θ_{23} , which describe the blending of different flavor components. Here $s_{ij} = \sin \theta_{ij}$ and $c_{ij} = \cos \theta_{ij}$. Additionally, there exists a CP-violating phase, typically denoted as δ_{CP} , which introduces the violation of combined charge conjugation and parity symmetries. While not included in the original matrix, this phase becomes relevant when studying CP violation in neutrino oscillations. In this work, for the sake of simplicity, we will disregard the CP-violating phase.

The determination of the PMNS matrix and its components is an essential aspect of comprehending neutrino oscillations and how neutrinos transition between different flavors during their propagation. Experimental measurements from various neutrino experiments contribute to establishing these parameters.

The evolution of the mass eigenstates is then described as follows

$$|\nu_i(t)\rangle = e^{-iE_i t} |\nu_i\rangle. \quad (3)$$

Here, considering the mass eigenstates at $t = 0$ as represented by (3), the time evolution of the flavor eigenstate can be expressed as follows

$$|\nu_\alpha(t)\rangle = \sum_i U_{\alpha i} e^{-iE_i t} |\nu_i\rangle. \quad (4)$$

In the context of the relativistic limit, neutrino flavor states are treated as individual modes. When two modes become entangled, it signifies a form of interconnectedness between their quantum states. Neutrino mode entanglement refers to a specific type of entanglement that emerges among distinct modes within a neutrino field. As a consequence, the time-evolved flavor state can be conceived as an entangled superposition of flavor modes. In the scenario of a three-flavor neutrino system, this concept can be expressed as follows [13]

$$\begin{aligned} |\nu_e\rangle &\equiv |1\rangle_e |0\rangle_\mu |0\rangle_\tau \equiv |100\rangle_{e\mu\tau} \\ |\nu_\mu\rangle &\equiv |0\rangle_e |1\rangle_\mu |0\rangle_\tau \equiv |010\rangle_{e\mu\tau} \\ |\nu_\tau\rangle &\equiv |0\rangle_e |0\rangle_\mu |1\rangle_\tau \equiv |001\rangle_{e\mu\tau}. \end{aligned} \quad (5)$$

By employing Eq. (4) and (5), we can derive the time evolution for the tripartite quantum state as follows:

$$|\nu_\alpha(t)\rangle = \bar{U}_{\alpha e}(t) |100\rangle_{e\mu\tau} + \bar{U}_{\alpha \mu}(t) |010\rangle_{e\mu\tau} + \bar{U}_{\alpha \tau}(t) |001\rangle_{e\mu\tau}. \quad (6)$$

Here, considering the flavor state α at the initial time $t = 0$, and defining $\bar{U} = U e^{-i\mathcal{H}_m t} U^\dagger$ with $\mathcal{H}_m = \text{diag}(E_1, E_2, E_3)$ representing the Hamiltonian in the mass eigenbasis having energies E_i ($i = 1, 2, 3$), (6) establishes the entanglement existing at time t among the flavor modes. Consequently, we can utilize the framework of quantum resources to examine the inherent quantum nature within the oscillatory neutrino system.

Next, our attention turns to the density matrix, which will allow us to compute the tripartite entanglement. For the state described in (6), denoted as $\rho_{ABC}^\alpha(t) = |\nu_\alpha(t)\rangle \langle \nu_\alpha(t)|$, the density matrix is expressed as

$$\rho_{ABC}^\alpha(t) = \begin{pmatrix} 0 & 0 & 0 & 0 & 0 & 0 & 0 & 0 \\ 0 & \rho_{22}^\alpha & \rho_{23}^\alpha & 0 & \rho_{25}^\alpha & 0 & 0 & 0 \\ 0 & \rho_{32}^\alpha & \rho_{33}^\alpha & 0 & \rho_{35}^\alpha & 0 & 0 & 0 \\ 0 & 0 & 0 & 0 & 0 & 0 & 0 & 0 \\ 0 & \rho_{52}^\alpha & \rho_{53}^\alpha & 0 & \rho_{55}^\alpha & 0 & 0 & 0 \\ 0 & 0 & 0 & 0 & 0 & 0 & 0 & 0 \\ 0 & 0 & 0 & 0 & 0 & 0 & 0 & 0 \\ 0 & 0 & 0 & 0 & 0 & 0 & 0 & 0 \end{pmatrix}, \quad (7)$$

where the elements of this matrix can be written as

$$\begin{aligned}
\rho_{22}^\alpha &= |\bar{U}_{\alpha\tau}(t)|^2; \\
\rho_{23}^\alpha &= \bar{U}_{\alpha\tau}(t)\bar{U}_{\alpha\mu}^*(t); \\
\rho_{25}^\alpha &= \bar{U}_{\alpha\tau}(t)\bar{U}_{\alpha e}^*(t); \\
\rho_{32}^\alpha &= \bar{U}_{\alpha\mu}(t)\bar{U}_{\alpha\tau}^*(t); \\
\rho_{33}^\alpha &= |\bar{U}_{\alpha\mu}(t)|^2; \\
\rho_{35}^\alpha &= \bar{U}_{\alpha\mu}(t)\bar{U}_{\alpha e}^*(t); \\
\rho_{52}^\alpha &= \bar{U}_{\alpha e}(t)\bar{U}_{\alpha\tau}^*(t); \\
\rho_{53}^\alpha &= \bar{U}_{\alpha e}(t)\bar{U}_{\alpha\mu}^*(t); \\
\rho_{55}^\alpha &= |\bar{U}_{\alpha e}(t)|^2.
\end{aligned} \tag{8}$$

The associated probabilities are as follows: $P_{\alpha e}(t) = |\bar{U}_{\alpha e}(t)|^2$ and $P_{\alpha\mu}(t) = |\bar{U}_{\alpha\mu}(t)|^2$. In the context of the ultra-relativistic limit, where length is approximately equal to time ($L \equiv t$), and when the energy difference $E_i - E_j$ is considerably smaller compared to the neutrino energy E , we can approximate it as $E_i - E_j \approx \Delta m_{ij}^2/2E$.

Neutrinos, as they traverse through matter, can engage in interactions through both charged currents (CC) and neutral currents (NC). These interactions can have consequences for the characteristic flavor oscillation pattern. When neutrinos are inside a medium and these interactions are considered, the Hamiltonian of the Standard Model (SM) can be expressed as follows [42]

$$\begin{aligned}
\mathcal{H}_m &= \mathcal{H}_{vac} + \mathcal{H}_{mat} \\
&= \begin{pmatrix} E_1 & 0 & 0 \\ 0 & E_2 & 0 \\ 0 & 0 & E_3 \end{pmatrix} + U^\dagger \begin{pmatrix} A & 0 & 0 \\ 0 & 0 & 0 \\ 0 & 0 & 0 \end{pmatrix} U.
\end{aligned} \tag{9}$$

Here, the Hamiltonian for neutrino oscillations in vacuum is denoted as \mathcal{H}_{vac} , while \mathcal{H}_{mat} represents the Hamiltonian accounting for oscillations in the presence of matter. Additionally, $A = \pm\sqrt{2}G_F N_e$ stands for the matter potential, where G_F is the Fermi constant and N_e corresponds to the number density of electrons within the matter. Notably, the sign of the matter potential hinges on the type of neutrinos being considered. Specifically, for neutrinos, the matter potential is positive, whereas for antineutrinos, it is negative. In our analysis, the approximate value of the matter potential, denoted as A , is around 10^{-13} eV, corresponding to Earth's matter density of $\rho = 2.8$ gm/cc.

The impact of NSI is expected to play a subleading role in neutrino flavor oscillations. These NSI effects, affecting both CC and NC interactions, can be incorporated by means of four-fermion dimension-6 operators. It's important to note that constraints on NC-NSI are relatively milder as compared to the highly constrained CC-NSI. In our current analysis, we exclude CC-NSI effects due to these tight constraints. The NC Lagrangian is given by

$$\mathcal{L}_{NSI}^{NC} = 2\sqrt{2}G_F \sum_{\alpha,\beta,P} \epsilon_{\alpha\beta}^{f,P} (\bar{\nu}_\alpha \gamma^\mu P \nu_\beta) (\bar{f} \gamma_\mu P f), \tag{10}$$

here $P \in \{P_R, P_L\}$, $P_{R,L} = (1 \mp \gamma^5)/2$. P_R and P_L are the right and left-handed chirality operators, respectively. α and β correspond to different neutrino flavours, $l_\beta = e, \mu, \tau$ and $\{f\} \in \{e, u, d\}$. The strength of NC-NSI is measured by $\epsilon_{\alpha\beta}^f$, which is the dimensionless coefficient. It measures the strength as compared to weak interaction coupling constant G_F , i.e., $\epsilon_{\alpha\beta}^{f,P} \sim \mathcal{O}(G_x/G_F)$.

The Hamiltonian in the presence of NSI can be written as

$$\begin{aligned}
\mathcal{H}_{tot} &= \mathcal{H}_{vac} + \mathcal{H}_{mat} + \mathcal{H}_{NSI} = \begin{pmatrix} E_1 & 0 & 0 \\ 0 & E_2 & 0 \\ 0 & 0 & E_3 \end{pmatrix} \\
&+ U^\dagger A \begin{pmatrix} 1 + \epsilon_{ee}(x) & \epsilon_{e\mu}(x) & \epsilon_{e\tau}(x) \\ \epsilon_{\mu e}(x) & \epsilon_{\mu\mu}(x) & \epsilon_{\mu\tau}(x) \\ \epsilon_{\tau e}(x) & \epsilon_{\tau\mu}(x) & \epsilon_{\tau\tau}(x) \end{pmatrix} U.
\end{aligned} \tag{11}$$

The NSI parameters $\epsilon_{\alpha\beta}(x)$, where $\alpha, \beta = e, \mu, \tau$, can be expressed as follows

$$\epsilon_{\alpha\beta}(x) = \sum_{f=e,u,d} \frac{N_f(x)}{N_e(x)} \epsilon_{\alpha\beta}^f, \tag{12}$$

where x denotes the position or location within the medium, f is summed over the fermions $f \in e, u, d$ and $N_f(x)$ is the matter fermion density. According to the charge neutrality condition ($N_p = N_e$) and from the neutron and proton quark structure we obtain, $N_u(x) = 2N_p(x) + N_n(x)$ and $N_d(x) = N_p(x) + 2N_n(x)$. Substituting these conditions in (12), the expression for $\epsilon_{\alpha\beta}(x)$ turns out to be

$$\epsilon_{\alpha\beta}(x) = \epsilon_{\alpha\beta}^e + (2 + Y_n(x))\epsilon_{\alpha\beta}^u + (1 + 2Y_n(x))\epsilon_{\alpha\beta}^d, \tag{13}$$

where $Y_n = N_n(x)/N_e(x)$. NSI parameters can take on both real and complex values. In the case of complex NSI parameters, the off-diagonal elements in the flavor basis are generally not equal. For real NSI parameters, however, the condition $\epsilon_{\alpha\beta} = \epsilon_{\beta\alpha}$ holds, ensuring symmetry.

Furthermore, NSI can exhibit both axial vector (A) and vector (V) types, with $\epsilon_{\alpha\beta}^f = \epsilon_{\alpha\beta}^{f,L} \pm \epsilon_{\alpha\beta}^{f,R}$ ('-' indicating axial vector and '+' indicating vector). These different types of NSI can contribute to neutrino flavor oscillations in distinct ways.

The constraints on NSI parameters are derived from a comprehensive analysis of data from a range of experiments, including both oscillation and non-oscillation studies. This collective analysis aims to determine the allowed values and limitations on NSI parameters. References such as [43–46] are instrumental in providing these constraints based on a global evaluation of experimental data.

In the ultra-relativistic limit, the time evolution operator for a neutrino mass eigenstate is given by $U_m(L) = e^{-i\mathcal{H}_{tot}L}$. In the context of three-flavor neutrino oscillations, the evolution operator $U_m(L)$ can be expressed as

follows [47]

$$U_m(L) = e^{-i\mathcal{H}_{tot}L} = \phi e^{-iLT} \quad (14)$$

$$= \phi \sum_{a=1}^3 e^{-iL\lambda_a} \frac{1}{3\lambda_a^2 + c_1} [(\lambda_a^2 + c_1)I + \lambda_a T + T^2].$$

Here, λ_1 , λ_2 and λ_3 are the eigenvalues of the matrix T , which is given as

$$T \equiv \mathcal{H}_{tot} - (tr \mathcal{H}_{tot})I/3 = \begin{pmatrix} T_{11} & T_{12} & T_{13} \\ T_{21} & T_{22} & T_{23} \\ T_{31} & T_{32} & T_{33} \end{pmatrix}. \quad (15)$$

The evolution operator $U_f(L)$, which operates in the flavor basis, can be computed as $U_f(L) = U^\dagger U_m(L)U$. This evolution operator in the flavor basis is essential for calculating the probabilities of neutrino oscillations. To calculate the probabilities, we focus on the matrix elements of the evolution operator in the flavor basis. By considering the absolute values of these elements and squaring them, we obtain the oscillation probabilities for the transition from ν_α to ν_β . These probabilities are expressed as follows

$$\tilde{P}_{\alpha\beta} \equiv |A_{\alpha\beta}|^2 = |\langle \beta | U_f(L) | \alpha \rangle|^2. \quad (16)$$

In this context, $\tilde{P}_{\alpha\beta}$ represents the probability of neutrino oscillation in the presence of NSI. In the formalism described above, the mass evolution operator $U_m(L)$ depends on the Hamiltonian of the system. When considering vacuum oscillations, the operator $U_m(L)$ is constructed using the vacuum Hamiltonian \mathcal{H}_{vac} . On the other hand, when neutrinos interact with matter, the operator $U_m(L)$ involves the matter Hamiltonian \mathcal{H}_m , which accounts for both vacuum and matter effects. In the presence of NSI, the operator $U_m(L)$ is based on the total Hamiltonian \mathcal{H}_{tot} , which encompasses contributions from vacuum, matter, and Non-Standard Interactions. The choice of the appropriate Hamiltonian depends on the specific context being considered, whether it's vacuum, matter, or the inclusion of NSI effects.

In the upcoming section, we delve into the description of tripartite entanglement measures, both in terms of probabilities and through the lens of reduced density matrices. It's evident that these measures can be computed by leveraging the formalism elucidated in the preceding section.

III. Tripartite Entanglement Measures

In this section, we will provide a succinct overview of some of the tripartite entanglement quantum correlation measures that have been employed in this study.

Entanglement of Formation: Two quantum systems, A and B, are represented by a density matrix. We can decompose this density matrix into all possible pure-state ensembles $|\psi_i\rangle$ and their associated probabilities p_i .

Mathematically, this can be expressed as

$$\rho = \sum_i p_i |\psi_i\rangle \langle \psi_i|, \quad (17)$$

where ρ denotes the density matrix for composite systems A and B, $|\psi_i\rangle$ denotes the pure states in the ensemble, and p_i denotes the corresponding probabilities. The completeness of the ensemble is ensured by the requirement that the sum of the probabilities over all pure states equal to one. This decomposition facilitates the representation of the density matrix in terms of its constituent pure states and their probabilities, thereby providing a more detailed understanding of the quantum correlations inherent in the system.

To quantify the entanglement within subsystems A or B, the entanglement of formation (EOF) is defined for each pure state within the ensemble as:

$$EOF(|\psi_i\rangle) = -Tr(\rho_A \log_2 \rho_A) = -Tr(\rho_B \log_2 \rho_B), \quad (18)$$

here $\rho_{A(B)}$ represents the partial trace of the density matrix ρ , yielding the reduced density matrix of subsystem A (B). The entanglement characterized by the EOF can then be generalized to encompass an arbitrary tripartite pure state $\rho_{ABC}(t)$. In this context, the EOF for such a tripartite state is often defined as follows [7]

$$EOF(\rho_{ABC}(t)) = \frac{1}{2}[S(\rho_A) + S(\rho_B) + S(\rho_C)], \quad (19)$$

where ρ_A , ρ_B and ρ_C are reduced density matrices which are $\rho_A = Tr_{BC}(\rho_{ABC}(t))$, $\rho_B = Tr_{AC}(\rho_{ABC}(t))$ and $\rho_C = Tr_{AB}(\rho_{ABC}(t))$. Further $S(\rho_A)$, $S(\rho_B)$ and $S(\rho_C)$ are von Neumann entropies defined as $S(\rho_A) = -Tr(\rho_A \log \rho_A)$ and same with $S(\rho_B)$ and $S(\rho_C)$.

EOF in terms of survival and oscillation probabilities for vacuum can be presented as follows [48]:

$$EOF^\alpha = -\frac{1}{2}[P_{\alpha e} \log_2 P_{\alpha e} + P_{\alpha\mu} \log_2 P_{\alpha\mu} + P_{\alpha\tau} \log_2 P_{\alpha\tau} \\ + (P_{\alpha\mu} + P_{\alpha\tau}) \log_2 (P_{\alpha\mu} + P_{\alpha\tau}) \\ + (P_{\alpha e} + P_{\alpha\tau}) \log_2 (P_{\alpha e} + P_{\alpha\tau}) \\ + (P_{\alpha\mu} + P_{\alpha e}) \log_2 (P_{\alpha\mu} + P_{\alpha e})]. \quad (20)$$

Here $\alpha = e, \mu, \tau$, representing the initial flavor state of the neutrino.

Concurrence: Originally introduced for two-qubit states by Wootters in 1998 [8], the concurrence has traditionally been a measure of entanglement limited to such systems. However, a recent study has demonstrated that the concept of concurrence can be extended to quantify entanglement in three-qubit states as well. This expansion of the concurrence's applicability represents a significant advancement in our understanding of entanglement in more complex quantum systems. [9]

$$C(\rho_{ABC}) = [3 - Tr(\rho_A)^2 - Tr(\rho_B)^2 - Tr(\rho_C)^2]^{\frac{1}{2}}, \quad (21)$$

TABLE I: Standard neutrino oscillation parameters [49]

Parameters	Best fit $\pm 1\sigma$
θ_{12}°	34.3 ± 1.0
θ_{13}°	$8.58^{+0.11}_{-0.15}$
θ_{23}°	$48.79^{+0.93}_{-1.25}$
$\Delta m_{21}^2 \times 10^{-5} \text{ (eV}^2\text{)}$	$7.5^{+0.22}_{-0.20}$
$\Delta m_{31}^2 \times 10^{-3} \text{ (eV}^2\text{)}$	$2.56^{+0.03}_{-0.04}$

TABLE II: NSI parameters [46] are given here and these parameters are assumed to be real.

NSI Parameters	Range (1σ)	Range (2σ)
ϵ_{ee}^\oplus	$[-0.30, 0.20] \oplus [0.95, 1.3]$	$[-1.00, 1.4]$
$\epsilon_{e\mu}^\oplus$	$[-0.12, 0.011]$	$[-0.20, 0.09]$
$\epsilon_{e\tau}^\oplus$	$[-0.16, 0.083]$	$[-0.24, 0.30]$
$\epsilon_{\mu\mu}^\oplus$	$[-0.43, 0.14] \oplus [0.91, 1.3]$	$[-0.80, 1.4]$
$\epsilon_{\mu\tau}^\oplus$	$[-0.047, 0.012]$	$[-0.021, 0.021]$
$\epsilon_{\tau\tau}^\oplus$	$[-0.43, 0.21] \oplus [0.83, 1.3]$	$[-0.85, 1.4]$

where $\rho_A = \text{Tr}_{BC}(\rho_{ABC}(t))$, $\rho_B = \text{Tr}_{AC}(\rho_{ABC}(t))$ and $\rho_C = \text{Tr}_{AB}(\rho_{ABC}(t))$.

For oscillating neutrinos, the concurrence for vacuum can be expressed in terms of oscillation and survival probabilities as [48]

$$C^\alpha = \sqrt{3 - 3P_S - 2P_{\alpha\mu}P_{\alpha\tau} - 2P_{\alpha e}(P_{\alpha\mu} + P_{\alpha\tau})}, \quad (22)$$

where P_S is the sum of the square of probabilities, and it is defined as $(P_{\alpha e}^2 + P_{\alpha\mu}^2 + P_{\alpha\tau}^2)$.

Negativity: In an alternative approach to quantifying entanglement within a system, the concept of negativity (N) is employed [10, 11]. It is defined as

$$N = (N_{A-BC}N_{B-CA}N_{C-AB})^{\frac{1}{3}}, \quad (23)$$

where $N_{A-BC} = -\sum_i \lambda_i^A$, $N_{B-CA} = -\sum_j \lambda_j^B$ and $N_{C-AB} = -\sum_k \lambda_k^C$. Here λ_i^A , λ_j^B and λ_k^C are negative eigenvalues of $\rho_{ABC}^{T\alpha}(t)$, which is partial transpose of matrix $\rho_{ABC}(t)$.

In terms of survival and oscillation probabilities, negativity is given as [48]:

$$N^\alpha = [\sqrt{P_{\alpha e}}\sqrt{P_{\alpha\mu} + P_{\alpha\tau}}\sqrt{P_{\alpha e}}\sqrt{P_{\alpha\mu}}\sqrt{P_{\alpha e} + P_{\alpha\mu}}\sqrt{P_{\alpha\tau}}]^{\frac{1}{3}}. \quad (24)$$

IV. Results and Discussion

In this section, we delve into an exploration of how NSI affects tripartite entanglement measures within a three-flavor neutrino system. We focus on analyzing prominent entanglement measures, including entanglement of formation, concurrence, and negativity. Our examination encompasses various experimental setups, specifically those involving reactors and accelerators. Through

detailed analysis, we aim to discern the impact of NSI on the entanglement characteristics of neutrinos, shedding light on the intricate interplay between quantum correlations and particle interactions. We consider the following reactor and accelerator experimental setups:

- Daya Bay ($L \approx 2 \text{ km}$, $E \approx 0.8 - 6 \text{ MeV}$) [35, 36],
- JUNO ($L \approx 53 \text{ km}$, $E \approx 1 - 8 \text{ MeV}$) [3, 37],
- KamLAND ($L \approx 180 \text{ km}$, $E \approx 1 - 16 \text{ MeV}$) [38],
- T2K ($L \approx 295 \text{ km}$, $E \approx 0 - 6 \text{ GeV}$) [2, 39],
- MINOS ($L \approx 735 \text{ km}$, $E \approx 1 - 10 \text{ GeV}$) [40],
- DUNE ($L \approx 1300 \text{ km}$, $E \approx 1 - 14 \text{ GeV}$) [1, 41].

The standard neutrino oscillation parameters are presented in Table I, while the NSI parameters are provided in Table II. These tables pertain to the framework of three-flavor neutrino oscillations. In the context of reactor experiments, the initial neutrino is considered to be the antineutrino $\bar{\nu}_e$, whereas for accelerator experiments, the initial neutrino is denoted as ν_μ .

Figure 1 illustrates the projected results for EoF, concurrence, and negativity in the context of different reactor neutrino oscillation experiments, namely Daya Bay, JUNO, and KamLAND. The right panel of each experiment showcases the differences in these measures, denoted as ΔEoF , ΔC , and ΔN , between the scenario with NSI and the SM scenario. This visual representation serves to emphasize the discernible distinctions between the two scenarios, facilitating a clearer understanding of the impact of NSI on entanglement measures.

The left panel of the diagram clearly showcases a notable trend across all three assessed setups. For the JUNO and KamLAND configurations, the EoF stands out as a notably robust measure of entanglement. In contrast, for the Daya Bay setup, the concurrence exhibits higher values throughout the entire energy range under scrutiny. Conversely, negativity consistently demonstrates weaker values within this energy range. Significantly, this pattern remains consistent for both the SM scenario and the introduction of NSI. This finding underscores the enduring importance of both EoF and concurrence as potent indicators of entanglement, particularly in the context of neutrino oscillation experiments.

In the right panel of Figure 1, it becomes evident that among the three entanglement measures, the negativity measure is the least influenced by the presence of NSI across all three reactor experimental configurations under consideration. Additionally, it is noteworthy that the impact of NSI is most subdued for the Daya Bay setup, whereas it is most pronounced for the KamLAND setup. This consistent trend holds true for all three entanglement measures. This observation can be attributed to the fact that the baseline distance is the greatest for the KamLAND configuration compared to the other two setups. The extended baseline enhances the sensitivity of

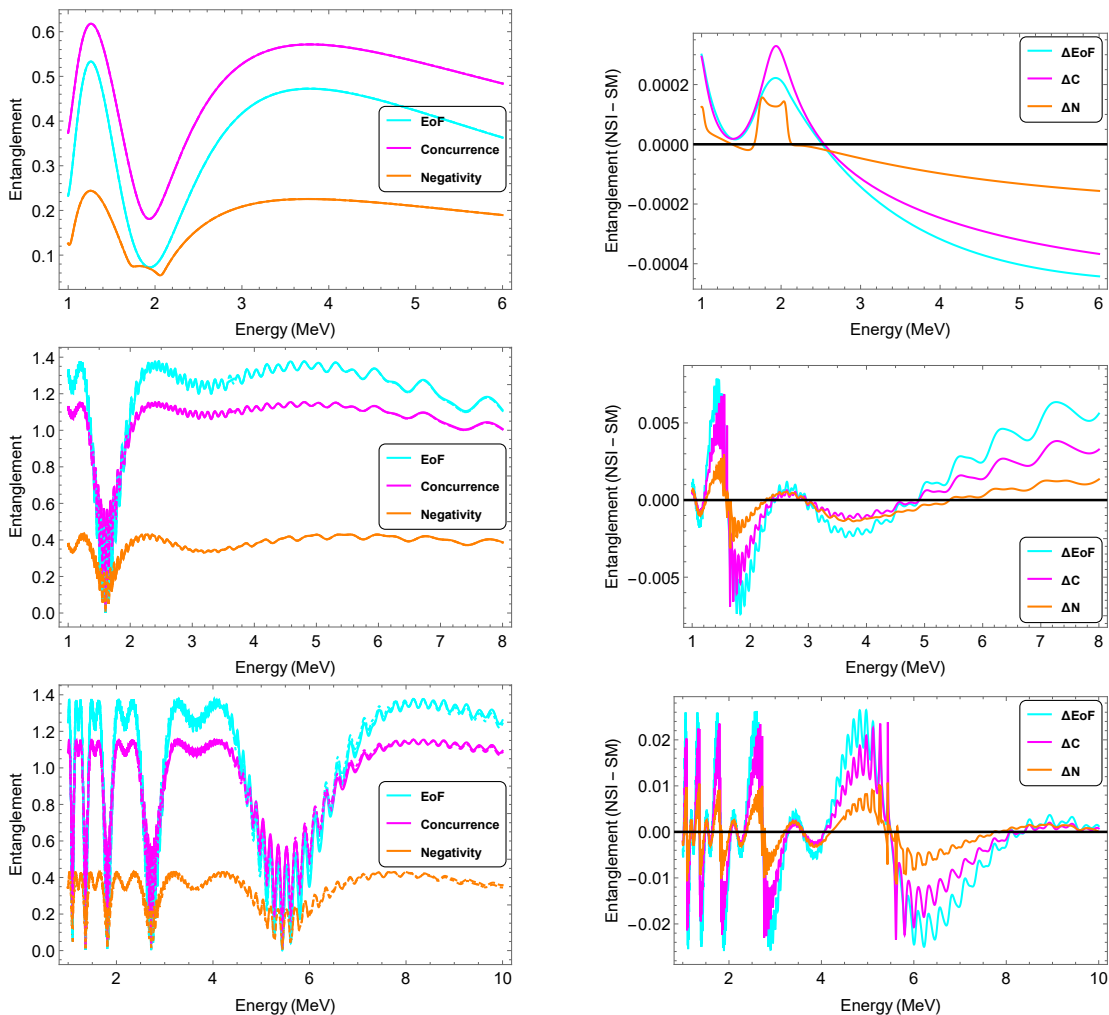


FIG. 1: The three panels depict the prediction of EOF, concurrence, and negativity for various reactor neutrino oscillation experimental setups, i.e., Daya Bay (upper), JUNO (middle), and KamLAND (lower). standard neutrino oscillation parameters and NSI parameters are given in table I and table II, respectively. Colour representation follows cyan for EoF, magenta for concurrence and orange for negativity.

the KamLAND setup to NSI effects, leading to a more pronounced influence on the entanglement measure.

Figure 2 illustrates the analysis of the three entanglement metrics within accelerator experiments, specifically T2K, MINOS, and DUNE. In the left panel of the figure, it becomes evident that in the low-energy range, both EOF and concurrence can be regarded as robust measures of entanglement across all three experimental configurations, as their values closely align. However, in the high-energy domain, for T2K and MINOS experiments, concurrence exhibits slightly greater strength in comparison to EOF. Conversely, for the DUNE setup, the values of these two measures remain nearly identical, even for higher neutrino energy values. Similar to the reactor experimental setups considered, negativity consistently appears as a weaker measure for all three accelerator setups across the entire energy spectrum considered. Remarkably, these findings hold true for both SM and NSI interactions.

The right panel of Figure 2 provides a closer look at

the impact of NSI, characterized by the difference between values in the presence of NSI and SM interactions. Notably, the NSI effects are least pronounced for the T2K setup among all three configurations, while they are most prominent for the DUNE experiment. The MINOS experiment experiences moderate NSI effects. This discrepancy can be attributed to differences in the baseline length.

In contrast to the three considered reactor experimental setups, it's observed that for all three accelerator experiments, NSI effects have the least impact on concurrence compared to EOF and negativity, particularly in the moderate and high-energy range of neutrinos. Specifically, EOF exhibits the highest sensitivity to NSI for the MINOS and DUNE experimental setups, whereas, for T2K, the NSI effects remain nearly the same for both EOF and negativity. In the low-energy region, the trends align with those observed in the reactor experiments, indicating that NSI effects are more pronounced for the EOF and concurrence measures as compared to negativ-

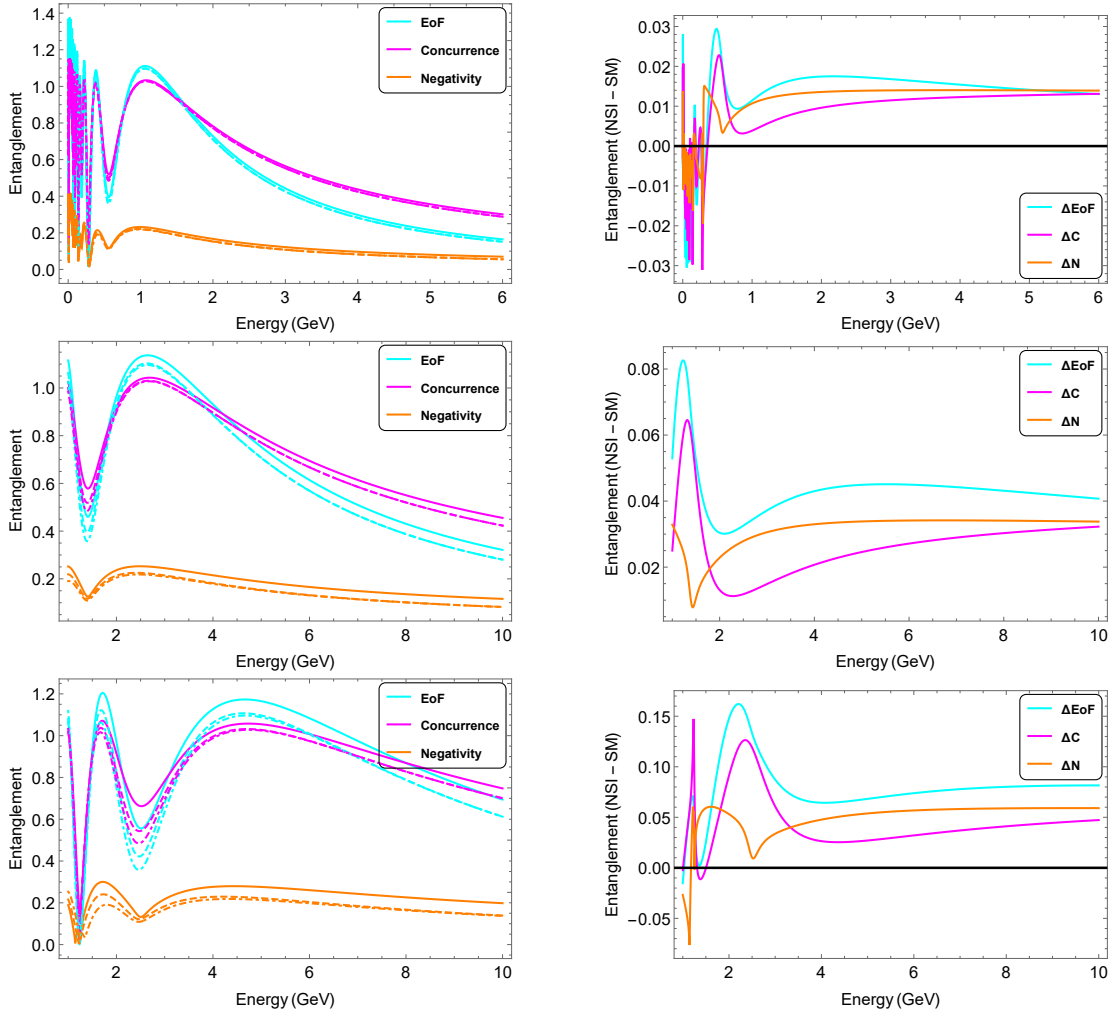


FIG. 2: The three panels depict the prediction of EOF, concurrence, and negativity for various accelerator neutrino oscillation experimental setups, i.e., T2K (upper), MINOS (middle), and DUNE (lower). Figure nomenclature is the same as given in figure 1. In the left panel, NSI is represented by solid lines, the SM matter effect is represented by dashed lines, and the vacuum is represented by dot-dashed lines.

ity.

Figure 3 depicts the probabilities for NSI relative to the SM matter effect for the experimental configurations. In reactor experiments, where the initial neutrino state is ν_e , the probabilities P_{ee} , $P_{e\mu}$, and $P_{e\tau}$ are plotted. Conversely, in accelerator experiments, where ν_μ is the initial neutrino state, the probabilities $P_{\mu e}$, $P_{\mu\mu}$, and $P_{\mu\tau}$ are illustrated. The baseline of the experiments amplifies their sensitivity to NSI effects; a longer baseline results in a more pronounced influence on the probabilities. In reactor experiments, when P_{ee} is enhanced due to NSI, it leads to a reduction in $P_{e\mu}$, $P_{e\tau}$, and the values of entanglement measures, and vice versa. In accelerator experiments, $P_{\mu e}$ exhibits slightly more dominance compared to $P_{\mu\mu}$ and $P_{\mu\tau}$.

In equation 20, when NSI enhances $P_{\mu e}$ and reduces $\log_2 P_{\mu e}$, the overall effect is that the first three terms increase while the last three terms decrease, relative to the SM matter effect. The primary impact arises from the first three terms in equation 20, leading to an increase

in EoF for NSI.

In equation 22, the term $3(P_{\alpha e}^2 + P_{\alpha\mu}^2 + P_{\alpha\tau}^2)$ dominates and possesses a higher value for the SM matter effect compared to NSI, while the other terms have higher values for NSI than the matter effect. Conversely, in equation 24, the dependency of negativity on $P_{\mu e}$ outweighs that on the other two probabilities, and the impact of other terms is less significant. Hence, the enhancement for NSI is more pronounced in negativity.

At lower energy ranges, $P_{\mu e}$ and $\sqrt{P_{\mu e} + P_{\mu\mu}}$ increase while other factors decrease and exert greater dominance. Consequently, the overall effect of NSI is a decrease in this scenario.

Accelerator experiments exhibit higher sensitivity to NSI, as evidenced by Figure 4, which illustrates the percentage deviation of all measures from the SM to NSI. This is defined as:

$$\Delta E = \frac{E_{NSI} - E_{SM}}{E_{SM}} \times 100. \quad (25)$$

In lower energy regions, with the exception of some ener-

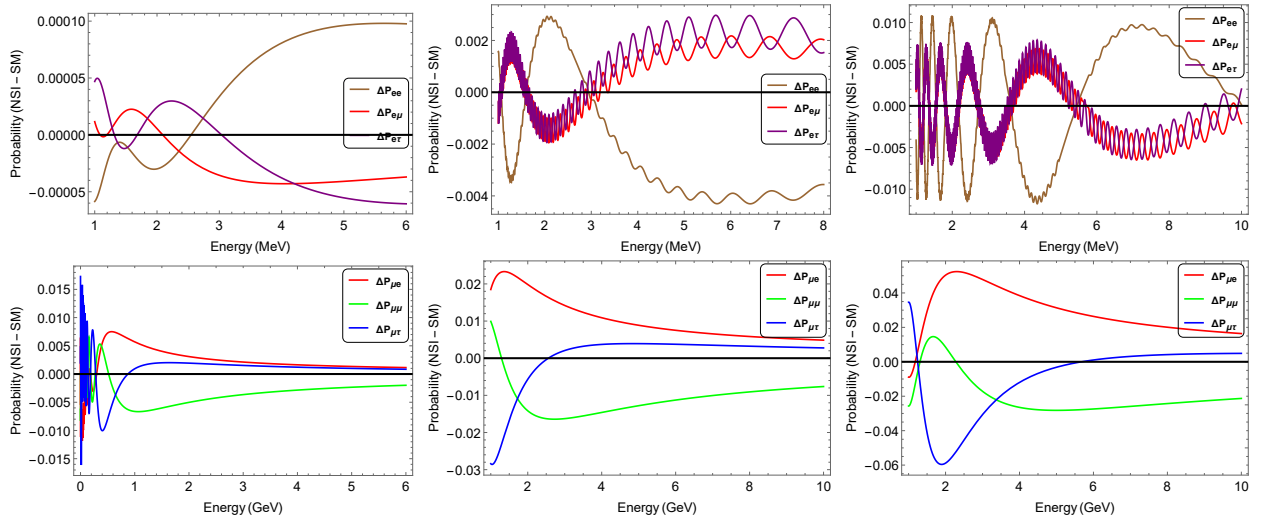


FIG. 3: Showing variation of probabilities for (NSI-SM) scenario with neutrino energies for reactor experiments in upper panel i.e. Daya Bay (left), JUNO (center), KamLAND (right) and for accelerator in lower panel i.e. T2K (left), MINOS (center), DUNE (right). Colour representation is brown for ΔP_{ee} , red for $\Delta P_{e\mu}$ or $\Delta P_{\mu e}$, purple for $\Delta P_{e\tau}$, green for $\Delta P_{\mu\mu}$ and blue for $\Delta P_{\mu\tau}$. Oscillation parameters are the same as given in figure 1.

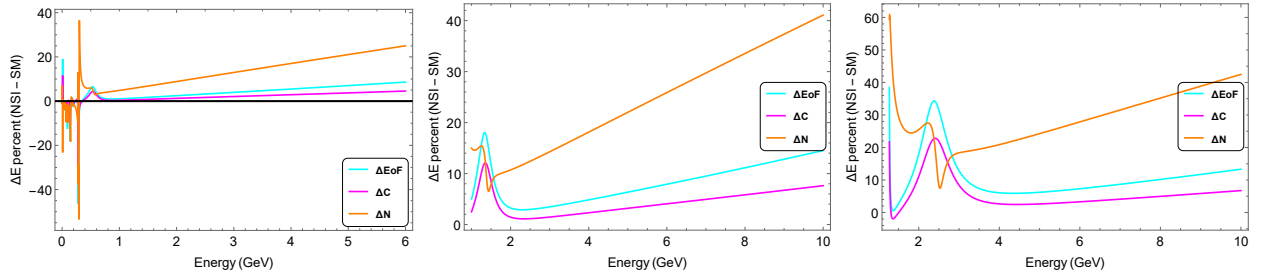


FIG. 4: Showing the variation of entanglement measures for NSI w.r.t. SM for accelerator experiment i.e. T2K (left), MINOS (center), DUNE (right). Colour scheme and parameters same as given in figure 1.

gies in the lower regions, the deviation of negativity from the SM expectation is greater than that of the other two entanglement measures. At higher energy ranges, for instance in T2K, there is a 5% enhancement for concurrence, 9% for EOF, and 25% for negativity. Similarly, in MINOS, the enhancement is 7% for concurrence, 14% for EOF, and 41% for negativity. In the case of DUNE, the enhancement is 8% for concurrence, 14% for EOF, and 43% for negativity. Thus, negativity is a weaker measure for entanglement, yet it still exhibits the maximum ΔE .

V. Conclusion

The impact of NSI on entanglement measures (EoF, concurrence, and negativity) is explored for three-flavor neutrino oscillation scenarios investigated in this study. Analysis is conducted across six neutrino experiments: T2K, MINOS, DUNE, Daya Bay, JUNO, and KamLAND. Among these, DUNE, with the longest baseline, exhibits a more pronounced deviation towards NSI compared to MINOS and T2K. Reactor experiments display lower sensitivity towards NSI, with negativity exhibiting the least sensitivity among entanglement measures. In contrast, accelerator experiments demonstrate greater sensitivity to NSI. Despite entanglement of formation and concurrence being effective measures in accelerator experiments, negativity still exhibits higher sensitivity than concurrence towards NSI.

[1] R. Acciarri *et al.* [DUNE], [arXiv:1512.06148 [physics.ins-det]].

[2] K. Abe *et al.* [T2K], Nucl. Instrum. Meth. A **659**, 106-135 (2011) [arXiv:1106.1238 [physics.ins-det]].

- [3] F. An *et al.* [JUNO], *J. Phys. G* **43**, no.3, 030401 (2016) [arXiv:1507.05613 [physics.ins-det]].
- [4] C. H. Bennett, G. Brassard, C. Crépeau, R. Jozsa, A. Peres, and W. K. Wootters, *Phys. Rev. Lett.*, **70**, 1895 (1993).
- [5] A. K. Ekert, *Phys. Rev. Lett.* **67**, 661-663 (1991).
- [6] C. H. Bennett, D. P. DiVincenzo, J. A. Smolin and W. K. Wootters, *Phys. Rev. A* **54**, no. 5, 3824 (1996).
- [7] Y. Guo, and L. Zhang, *Phys. Rev. A* **101**, no. 3, 032301 (2020).
- [8] W. K. Wootters, *Phys. Rev. Lett.* **80**, no. 10, 2245 (1998).
- [9] Y. Guo, and G. Gour, *Phys. Rev. A* **99**, no. 4, 042305 (2019).
- [10] C. Sabín, and G. García-Alcaine, *Eur. Phys. J. C* **48**, no. 3, 435-442 (2008).
- [11] G. Vidal and R. F. Werner, *Phys. Rev. A* **65**, no. 3, 032314 (2002).
- [12] M. Blasone, F. Dell'Anno, S. De Siena, M. Di Mauro and F. Illuminati, *Phys. Rev. D* **77**, 096002 (2008) [arXiv:0711.2268 [quant-ph]].
- [13] M. Blasone, F. Dell'Anno, S. De Siena and F. Illuminati, *EPL* **85**, 50002 (2009) [arXiv:0707.4476 [hep-ph]].
- [14] S. Banerjee, A. K. Alok and R. MacKenzie, *Eur. Phys. J. Plus* **131**, no. 5, 129 (2016) [arXiv:1409.1034 [hep-ph]].
- [15] A. K. Alok, S. Banerjee and S. U. Sankar, *Nucl. Phys. B* **909**, 65-72 (2016) [arXiv:1411.5536 [hep-ph]].
- [16] S. Banerjee, A. K. Alok, R. Srikanth and B. C. Hiesmayr, *Eur. Phys. J. C* **75**, no. 10, 487 (2015) [arXiv:1508.03480 [hep-ph]].
- [17] J. A. Formaggio, D. I. Kaiser, M. M. Murskyj and T. E. Weiss, *Phys. Rev. Lett.* **117** no. 5, 050402(2016).
- [18] Q. Fu and X. Chen, *Eur. Phys. J. C* **77**, no. 11, 775 (2017) [arXiv:1705.08601 [hep-ph]].
- [19] J. Naikoo, A. K. Alok, S. Banerjee, S. Uma Sankar, G. Guarnieri, C. Schultze and B. C. Hiesmayr, *Nucl. Phys. B* **951**, 114872 (2020) [arXiv:1710.05562 [hep-ph]].
- [20] J. Naikoo, A. K. Alok and S. Banerjee, *Phys. Rev. D* **97**, no. 5, 053008 (2018) [arXiv:1802.04265 [hep-ph]].
- [21] J. Naikoo, A. Kumar Alok, S. Banerjee and S. Uma Sankar, *Phys. Rev. D* **99**, no. 9, 095001 (2019) [arXiv:1901.10859 [hep-ph]].
- [22] K. Dixit and A. Kumar Alok, *Eur. Phys. J. Plus* **136**, no. 3, 334 (2021) [arXiv:1909.04887 [hep-ph]].
- [23] S. Shafaq and P. Mehta, *J. Phys. G* **48**, no. 8, 085002 (2021) [arXiv:2009.12328 [hep-ph]].
- [24] F. Ming, X. K. Song, J. Ling, L. Ye and D. Wang, *Eur. Phys. J. C* **80**, no. 3, 275 (2020)
- [25] M. Blasone, F. Illuminati, L. Petruzzello and L. Smaldone, *Phys. Rev. A* **108**, no. 3, 032210 (2023) [arXiv:2111.09979 [quant-ph]].
- [26] B. Yadav, T. Sarkar, K. Dixit and A. K. Alok, *Eur. Phys. J. C* **82**, 446 (2022) [arXiv:2201.05580 [hep-ph]].
- [27] M. Blasone, F. Illuminati, L. Petruzzello, K. Simonov and L. Smaldone, *Eur. Phys. J. C* **83**, no. 8, 688 (2023) [arXiv:2211.16931 [hep-th]].
- [28] D. S. Chattopadhyay and A. Dighe, *Phys. Rev. D* **108**, no. 11, 112013 (2023) [arXiv:2304.02475 [hep-ph]].
- [29] M. Blasone, S. De Siena and C. Matrella, [arXiv:2305.06095 [quant-ph]].
- [30] P. Caban, J. Rembielinski, K. A. Smolinski and Z. Walczak, *Phys. Lett. A* **363**, 389-391 (2007).
- [31] A. K. Alok, S. Banerjee and S. Uma Sankar, *Phys. Lett. B* **749**, 94-97 (2015) [arXiv:1504.02893 [hep-ph]].
- [32] A. K. Alok, S. Banerjee, N. R. S. Chundawat and S. U. Sankar, [arXiv:2402.02470 [hep-ph]].
- [33] A. Capolupo, S. M. Giampaolo and G. Lambiase, *Phys. Lett. B* **792**, 298-303 (2019) [arXiv:1807.07823 [hep-ph]].
- [34] L. Konwar, J. Vardani and B. Yadav, [arXiv:2401.02886 [hep-ph]].
- [35] F. P. An *et al.* [Daya Bay], *Phys. Rev. Lett.* **108**, 171803 (2012) [arXiv:1203.1669 [hep-ex]].
- [36] B. Roskovec [Daya Bay], *PoS ICHEP2020*, 170 (2021)
- [37] A. Abusleme *et al.* [JUNO], *Prog. Part. Nucl. Phys.*, 10392,(2021) [arXiv:2104.02565 [hep-ex]].
- [38] K. Eguchi *et al.* [KamLAND], *Phys. Rev. Lett.* **90**, 021802 (2003) [arXiv:hep-ex/0212021 [hep-ex]].
- [39] K. Abe *et al.* [T2K], *Phys. Rev. Lett.* **111**, no. 21, 211803 (2013) [arXiv:1308.0465 [hep-ex]].
- [40] D. G. Michael *et al.* [MINOS], *Phys. Rev. Lett.* **97**, 191801 (2006) [arXiv:hep-ex/0607088 [hep-ex]].
- [41] B. Abi *et al.* [DUNE], *Eur. Phys. J. C* **80**, no. 10, 978 (2020) [arXiv:2006.16043 [hep-ex]].
- [42] C. Giunti and C. W. Kim, Oxford university press (2007).
- [43] I. Esteban, M. C .Gonzalez-Garcia, M. Maltoni, I. Martinez-Soler and J. Salvado, *J. High Energy Phys.*, no. 8, 1-33 (2018).
- [44] I. Esteban, M. C .Gonzalez-Garcia and M. Maltoni, *J. High Energy Phys.*, no. 6, 1-24 (2019).
- [45] P. Coloma, I. Esteban, M. C .Gonzalez-Garcia and M. Maltoni, *J. High Energy Phys.*, no. 2, 1-30 (2020).
- [46] P. Coloma, M. C .Gonzalez-Garcia, M. Maltoni, J. P. Pinheiro and S. Urrea, arXiv preprint arXiv:2305.07698 (2023).
- [47] T. Ohlsson and H. Snellman, *J. Math. Phys.* **41**, 2768-2788 (2000) [erratum: *J. Math. Phys.* **42**, 2345 (2001)] [arXiv:hep-ph/9910546 [hep-ph]].
- [48] L. J. Li, F. Ming, X. K. Song, L. Ye, and D. Wang, *Eur. Phys. J. C* **81**, no. 8, 1-10 (2021).
- [49] P. F. de Salas, D. V. Forero, S. Gariazzo, P. Martínez-Miravé, O. Mena, C. A. Ternes, M. Tórtola and J. W. F. Valle, *JHEP* **02**, 071 (2021) [arXiv:2006.11237 [hep-ph]].