

Information gain and measurement disturbance for quantum agents

Arthur O. T. Pang,^{1,*} Noah Lupu-Gladstein,^{1,†} Y. Batuhan Yilmaz,^{1,‡} Aharon Brodutch,^{1,2,§} and Aephraim M. Steinberg^{1,3,¶}

¹*Department of Physics and Centre for Quantum Information Quantum Control University of Toronto, 60 St George St, Toronto, Ontario, M5S 1A7, Canada*

²*Entangled Networks Ltd. Toronto, ON, Canada*

³*Canadian Institute for Advanced Research, Toronto, Ontario, M5G 1M1, Canada*

(Dated: February 21, 2024)

The traditional formalism of quantum measurement (hereafter “TQM”) describes processes where some properties of quantum states are extracted and stored as classical information. While TQM is a natural and appropriate description of how *humans* interact with quantum systems, it is silent on the question of how a more general, *quantum*, agent would do so. How do we describe the observation of a system by an observer with the ability to store not only classical information but quantum states in its memory? In this paper, we extend the idea of measurement to a more general class of sensors for quantum agents which interact with a system in such a way that the agent’s memory stores information (classical or quantum) about the system under study. For appropriate sensory interactions, the quantum agent may “learn” more about the system than would be possible under any set of classical measurements – but as we show, this comes at the cost of additional measurement disturbance. We experimentally demonstrate such a system and characterize the tradeoffs, which can be done by considering the information required to erase the effects of a measurement.

I. INTRODUCTION

The traditional quantum measurement formalism (TQM) models an interaction between a quantum system and a sensor, but under the implicit assumption that a sensor is a classical device. Understanding and modelling measurement has of course been of central importance to the development and interpretation of quantum theory. It is natural to consider the power and limitations of sensors which go beyond this classical framework (we use the term “sensor” instead of “measurement” to avoid confusion between the already fraught topic of quantum measurement theory and the extension we wish to discuss). After all, even humans (so far as we know) are governed by the laws of quantum physics, and there are even speculations that the latter are essential in the operation of our brains[1]. Moreover, with the rapid advances in AI and quantum computing, it is conceivable that a “quantum agent” (e.g., some sort of robot powered by a quantum computer) will one day be capable of running experiments in the not-distant future. Such quantum agents have been discussed in other works such as [2–5], and most notably in the Wigner’s friend paradox [6–8], but the capabilities and properties of the sensory interaction were never the focus of these works. What form would this agent’s observations, stored in its quantum memory, take? What about the back-action of its sensory interactions on the system being studied? We explore these questions in this work.

Broadly defined, a “sensor” is a device which is designed to encode some properties of a system under study in what we will call a “memory”. In the scenario where the encoded memory is itself a quantum state, the sensory process given would be very different from the prescription given by TQM. As an illustrative example, we can pose the following task to an agent with either a classical memory (classical agent) or quantum memory (quantum agent) – given a single copy of an unknown state $|\psi\rangle$, provide a single instance of the state $|\psi\rangle$ from its memory at a later time. At the core of this task, the agent requires some sensory process that will produce a different state for the agent’s memory for (at least some subset of) different unknown states $|\psi\rangle$. Due to the uncertainty principle, TQM dictates that agents with classical memory can measure the state $|\psi\rangle$ along only one of the many non-commuting measurement bases and thus will be unable to reproduce the state $|\psi\rangle$. For an agent with quantum memory of equal dimensions to $|\psi\rangle$, one can imagine performing a SWAP unitary between the memory state and the unknown state $|\psi\rangle$, thus storing all of $|\psi\rangle$ in the agent’s memory. This memory must be a quantum memory with a long coherence time, as a classical memory would decohere $|\psi\rangle$ and destroy some of its quantum information.

Though the use of unitary sensors can place an unknown quantum state into an agent’s memory in an unaltered manner, it comes at a cost of additional disturbance to the original state when compared to sensors given in TQM. A classical agent performing a projective measurement on the state $|\psi\rangle$ on some system of interest \mathcal{S} leaves both the agent and \mathcal{S} with information about $|\psi\rangle$ along the projection basis. However, a quantum agent performing a SWAP unitary leaves the system of interest \mathcal{S} completely uncorrelated with its initial state $|\psi\rangle$.

Concretely, by a unitary sensor, we specifically refer

* arthur.pang@mail.utoronto.ca

† nlupugla@physics.utoronto.ca

‡ ybylmaz@physics.utoronto.ca

§ brodutch@physics.utoronto.ca

¶ steinberg@physics.utoronto.ca

to an interaction that generates correlations between an initial quantum state of a system of interest \mathcal{S} and the post-interaction state of some memory quantum system \mathcal{M} . We will focus our discussion on qubit-qubit unitaries in the context of unitary sensor for quantum agents, and compare a unitary sensor that is described by TQM (section II A) versus a SWAP-like interaction that is not considered in TQM (section II B). We will use quantum mutual information as a quantifier of the correlations generated and back-action imparted by these unitaries (section IV A). To further understand the back-action imparted by a unitary sensor, we will use the operator-Schmidt decomposition (section IV B) to understand the resources needed to restore the system \mathcal{S} to its initial state $|\psi\rangle$ and undo the effect of the unitary sensor (section V). We experimentally implement TQM and SWAP-like interactions to empirically demonstrate the behaviours of unitary sensors.

II. MEASUREMENT AS A UNITARY

A. Traditional Quantum Measurement Formalism

Traditionally, quantum measurement has been formulated as a tool to translate the properties of a quantum state into probabilistic classical events, and although TQM is meant to have results given by classical events, John von Neumann provided ¹ a fully quantum treatment of quantum measurements [9]. In the von Neumann measurement scheme, a measurement device with a quantum memory (\mathcal{M}), initially at a position eigenstate $|x=0\rangle$ can measure an observable $\hat{A}^{\mathcal{S}}$ on an unknown system of interest (\mathcal{S}) by implementing the Hamiltonian

$$\hat{H}_{vN} = g\hat{A}^{\mathcal{S}} \otimes \hat{p}^{\mathcal{M}}, \quad (1)$$

where $\hat{p}^{\mathcal{M}}$ is the momentum operator acting on the quantum memory. Implementing the Hamiltonian for a period of time, an unknown initial system state $|\psi\rangle^{\mathcal{S}} = \sum c_i |A_i\rangle^{\mathcal{S}}$ becomes entangled with the memory state, resulting in the joint state $|f\rangle^{\mathcal{M},\mathcal{S}} = \sum c_i |A_i\rangle^{\mathcal{S}} \otimes |x = g \cdot t \cdot A_i\rangle^{\mathcal{M}}$.

In this paper, we will focus on unitary sensors that are bipartite qubit-qubit interactions. More specifically, we will use the controlled-rotation unitary to represent TQM. The unitary sensor is given by

$$\hat{U}_{\text{CR}}(\phi) = |+\rangle\langle +|^{\mathcal{S}} \otimes \hat{R}_z(\phi)^{\mathcal{M}} + |-\rangle\langle -|^{\mathcal{S}} \otimes \hat{R}_z(-\phi)^{\mathcal{M}}, \quad (2)$$

¹ There are other TQM formalisms, such as the PVM and POVM formalisms. For the purposes of this work, von Neumann's scheme represents a sufficient representation of TQM.

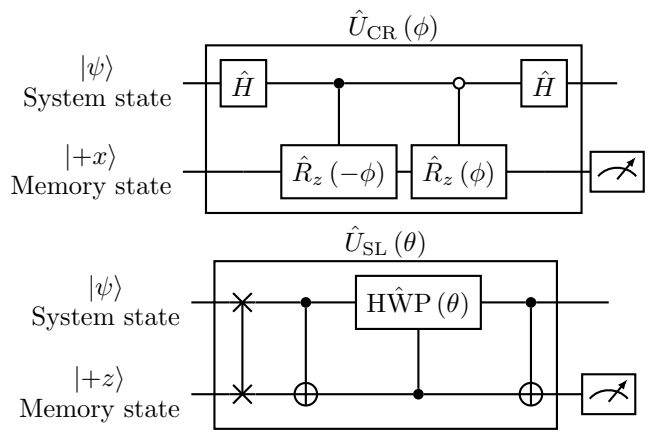


FIG. 1: Top: Circuit diagram of the $\hat{U}_{\text{CR}}(\phi)$, with its physical setup presented in figure 3. The Hadamard gates on the system state correspond to the opening and closing of the Mach-Zehnder interferometer at a 50:50 beamsplitter, and the controlled z-rotations correspond to the liquid crystal waveplate (LCWP) in each arm of the Mach-Zehnder interferometer.

Bottom: Circuit diagram of $\hat{U}_{\text{SL}}(\theta)$, with its physical setup presented in figure 4. $\hat{U}_{\text{SL}}(\theta)$ consists of a SWAP gate due to our preparation procedures; a CNOT gate from the PBS where the first (second) interferometer closes (opens); a controlled HWP rotation from the HWP in the second Sagnac interferometer; and another CNOT gate from the PBS where the second (third) interferometer closes (opens). Details of the experimental setup can be found in figure 4. The unitary performed by the HWP is given by $\hat{\text{HWP}}(\theta) = -(\cos(\theta)\hat{\sigma}_z + \sin(\theta)\hat{\sigma}_x)$.

where $\hat{\mathbb{I}}$ is the identity operator and \hat{R}_z is a rotation along the z-axis in the Bloch sphere, with its maximum interaction strength at $\phi = \pi/2$. This unitary sensor is generated by the von Neumann Hamiltonian with the observable $\hat{A}^{\mathcal{S}} = \hat{\sigma}_x$, quantum memory momentum operator of $\hat{p}^{\mathcal{M}} = \hat{\sigma}_z$, and with an interaction time of $t = \phi/g$. Under this unitary sensor, we can measure $\hat{\sigma}_x$ by preparing the memory as one of the eigenstates of $\hat{\sigma}_x$ and subsequently projecting it onto the eigenstates of $\hat{\sigma}_y$ after the interaction. The corresponding circuit diagram of this unitary sensor can be found in figure 1.

As von Neumann unitaries are explicitly designed for extracting the property of a state associated with some operator $\hat{A}^{\mathcal{S}}$, they do not allow the inference of other properties that have no correlation with $\hat{A}^{\mathcal{S}}$. For the unitary sensor $\hat{U}_{\text{CR}}(\phi)$, this translates to the fact that it can only facilitate the measurement of $\hat{\sigma}_x$, but not $\hat{\sigma}_y$ or $\hat{\sigma}_z$. We show this in figure 2, where we plot the classical mutual information $I_c(X;Y)$ between initial system states and post-interaction memory state versus the interaction strength of the unitary, where

$$\begin{aligned} I_c(X;Y) &= H_s(Y) - H_s(Y|X) \\ &= H_s(X) + H_s(Y) - H_s(X,Y), \end{aligned} \quad (3)$$

with $H_s(\cdot)$ being the Shannon entropy, X being the set of initial system states, and Y being the projections of the post-interaction memory state.

B. Unitary sensors for Quantum Agents

For a quantum agent with a quantum state as its memory, it is natural to think of a sensory interaction as a bipartite process that results in correlations of the initial quantum state of the system of interest and the agent's memory after the sensory interaction [5]. Here, we specifically focus on the sensors that are unitary, and although unitary sensors contains von Neumann interactions, it encompasses a broader class of interactions than those associated with TQM.

Intuitively, the correlation between the initial quantum state of the system of interest and the agent's memory is maximized if one simply exchanges the quantum state between the agent's memory and the system of interest via the SWAP unitary. This SWAP unitary will result in the memory of the agent becoming the unknown state of interest. For qubits, this takes the form of

$$\hat{\text{SWAP}} = \left(\hat{\mathbb{I}} \otimes \hat{\mathbb{I}} + \hat{\sigma}_x \otimes \hat{\sigma}_x + \hat{\sigma}_y \otimes \hat{\sigma}_y + \hat{\sigma}_z \otimes \hat{\sigma}_z \right) / 2. \quad (4)$$

The SWAP unitary, unlike von Neumann unitaries, preserves all statistics of any observables of the quantum state of interest $|\psi\rangle$ in the post-interaction memory state. Experimentally (which will be further discussed in section III), we implement $\hat{U}_{\text{SL}}(\theta)$ to represent the class of bipartite qubit-unitaries that is SWAP-like

$$\hat{U}_{\text{SL}}(\theta) = \frac{1}{2} \left(-(1 + \sin(\theta)) \mathbb{I}^{\text{S}} \otimes \mathbb{I}^{\text{M}} - (1 - \sin(\theta)) \hat{\sigma}_z^{\text{S}} \otimes \hat{\sigma}_z^{\text{M}} + i \cos(\theta) \hat{\sigma}_x^{\text{S}} \otimes \hat{\sigma}_y^{\text{M}} - i \cos(\theta) \hat{\sigma}_y^{\text{S}} \otimes \hat{\sigma}_x^{\text{M}} \right), \quad (5)$$

where θ is a tuning parameter that takes our unitary sensor from identity at $\theta = \pi/2$ to its maximum interaction strength at $\theta = 0$. $\hat{U}_{\text{SL}}(\theta)$ at its maximum interaction strength is equivalent to the SWAP unitary followed by a controlled-phase gate. We implement $\hat{U}_{\text{SL}}(\theta)$ due to the ease of implementing it experimentally, and for the intended analysis of this paper, the SWAP and SWAP-like unitary $\hat{U}_{\text{SL}}(\theta)$ serve the same purpose. For $\hat{U}_{\text{SL}}(\theta = 0)$, an initial memory state of $|+z\rangle$ would result in the memory state after the interaction being the initial system state $|\psi\rangle$. The corresponding circuit diagram for $\hat{U}_{\text{SL}}(\theta)$ can be found in figure 1.

Figure 2 plots I_c for $\hat{U}_{\text{SL}}(\theta)$ between the initial system state and post-interaction memory state. Unlike von Neumann-type unitaries, $\hat{U}_{\text{SL}}(\theta)$ generates correlations between the initial system state and post-interaction memory state on all three Pauli bases. It is important to note that although correlations for all three Pauli bases can be stored in the quantum memory due to the uni-

tary sensor, they are not all simultaneously extractable as classical information due to the uncertainty principle given in TQM. On the other hand, an agent interested in processing states quantum mechanically will find its memory to be a more complete representation of the state ψ by using the sensor $\hat{U}_{\text{SL}}(\theta = 0)$.

III. EXPERIMENTAL SETUP

Both of our experimental setups are built with free space optics in conjunction with an SPDC photon source using PPKTP type-II co-linear down-conversion that generates a signal and an idler photon. The source gives $\sim 63,000$ heralded single photons per second. After the single-mode fibre coupling into a detector, we detect $\sim 8,000$ and $\sim 1,000$ photon pairs per second for the $\hat{U}_{\text{CR}}(\phi)$ and $\hat{U}_{\text{SL}}(\theta)$ setups correspondingly, with losses due to unwanted absorption, reflection, and single-mode coupling inefficiencies.

The experimental setup for the agent using sensor $\hat{U}_{\text{CR}}(\phi)$ consists of a state preparation stage in a Sagnac interferometer followed by the unitary sensor of $\hat{U}_{\text{CR}}(\phi)$ facilitated by liquid crystal waveplates (LCWPs) in a Mach-Zehnder interferometer. In this experiment, the quantum memory corresponds to the signal photon polarization and the system corresponds to the signal photon path in the Mach-Zehnder interferometer. By tuning the LCWPs optical activity, the unitary given in equation 2 can be implemented for arbitrary θ values. In this experiment, the signal photon is passed into the setup and the herald is used as a triggering mechanism for our detectors. The corresponding circuit and setup diagram of $\hat{U}_{\text{CR}}(\phi)$ can be found in figures 1 and 3.

The $\hat{U}_{\text{SL}}(\theta)$ setup consists of a series of three cascaded interferometers. In this experiment, the quantum memory and the system of interest are also the polarization and path degrees of freedom respectively. However, in our state preparation Sagnac interferometer, the system state is prepared in the polarization degree of freedom and the agent's memory in the path degree of freedom. Conceptually, this preparation procedure itself can be thought of as a SWAP gate due to Hilbert space relabeling. The second Sagnac interferometer allows tuning the unitary sensor from a controlled phase gate to a SWAP unitary². The corresponding circuit and setup diagram of the SWAP agent can be found in figures 1 and 4.

² Due to the design of our interferometer, the setup most naturally tunes between the identity and unitary that is equivalent to a SWAP gate followed by a controlled phase gate. This combined SWAP gate followed by a controlled phase gate has properties equivalent to the SWAP gate for the purposes of this paper

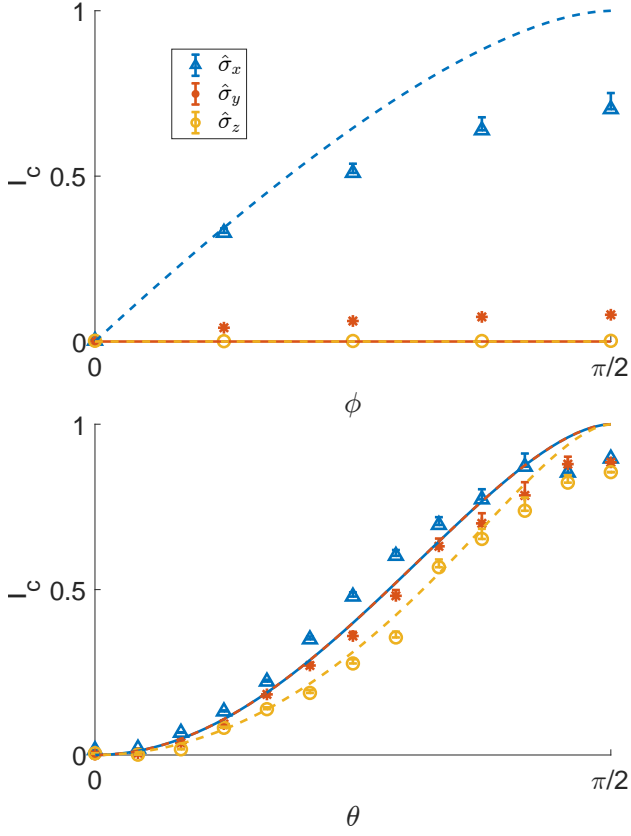


FIG. 2: Classical Mutual Information plot between the initial system state and post-interaction memory state. Here, points represent experimental values and dashed lines represent the theoretical I_c values calculated from the intended unitaries. This plot represents how well the agent can sense initial system states along $\hat{\sigma}_x$, $\hat{\sigma}_y$, and $\hat{\sigma}_z$ eigen-basis. The top plot represents $\hat{U}_{CR}(\phi)$ and the bottom plot represents $\hat{U}_{SL}(\theta)$. The horizontal axis of both plots corresponds to the (arbitrary) value of tuning parameters ϕ and θ for the two unitaries given in equations 2 and 5, with the left corresponding to the Identity operator and the right being the unitaries at its maximum interaction strength. It can be observed that at no tuning values does the agent's memory contain information of the $\hat{\sigma}_y$ and $\hat{\sigma}_z$ basis for $\hat{U}_{CR}(\phi)$, whereas the information for all three bases goes up for $\hat{U}_{SL}(\theta)$ as it approaches its maximum interaction strength. Due to experimental imperfections, I_c for $\hat{\sigma}_x$ measurement for $\hat{U}_{CR}(\phi)$ and all three measurement basis for $\hat{U}_{SL}(\theta)$ does not reach the maximum value of 1. Here, the plotted error bars represent systematic error caused by phase randomization of our interferometer. These systematic errors are asymmetric, as adding randomness to any system only decreases the amount of mutual information. Errors due to imprecise waveplate rotation and off-axis LCWP rotation are not included in the error bars. Appendix C describes these errors in detail.

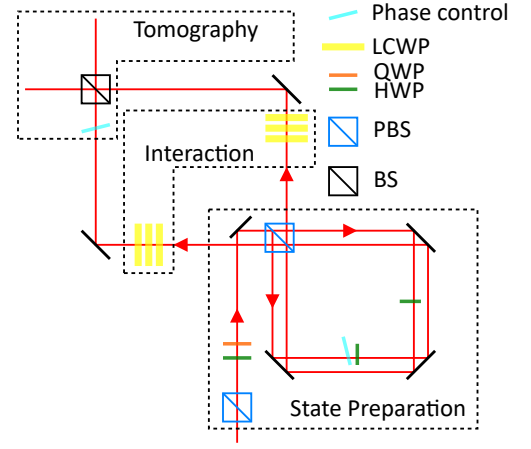


FIG. 3: Experimental setup for the agent using sensor $\hat{U}_{CR}(\phi)$. Signal photons first go through a Sagnac interferometer with a polarization beam splitter (PBS) and an associated set of waveplates such that the system state is encoded in the path degree of freedom and the memory state is encoded in the polarization degree of freedom. A Mach-Zehnder interferometer follows, where the unitary sensor is facilitated by the LCWPs placed in the two arms of the interferometer. The Mach-Zehnder is closed with a non-polarizing beam splitter (BS), after which polarization tomography takes place.

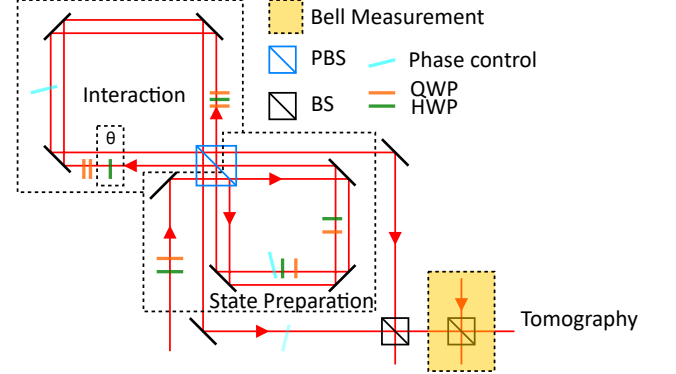


FIG. 4: Experimental setup for the agent using sensor $\hat{U}_{SL}(\theta)$. The quantum memory and the system of interest are also the polarization and path degrees of freedom respectively. The signal photon is injected into a series of three interferometers. The first interferometer is a Sagnac interferometer that opens and closes at a PBS, where it contains a set of waveplates allowing for the preparation of the memory state in the path degree of freedom and the system state in the polarization degree of freedom. This is followed by a second Sagnac interferometer, where the interaction between the path and polarization degrees of freedom takes place. By tuning the angle of the HWP in one of the arms of the interferometer, the unitary sensor can be tuned according to equation 5. The setup ends with a tomography stage for the path and polarization qubit. To perform erasure for the unitary sensor, a BS and the idler photon may be inserted (highlighted in orange) to perform polarization bell state projection.

IV. QUANTIFYING INFORMATION GAINED AND BACK-ACTION

A. Quantum Mutual Infomation

A parameter that captures the information gained and total back-action due to any particular unitary sensor is the quantum mutual information (QMI) [5]. QMI gives a single parameter quantifier of quantum correlations, which for a unitary sensor $\hat{U}^{\mathcal{M},\mathcal{S}}$, is given by $I_q^{\mathcal{M},\mathcal{S},\mathcal{S}_A}$, which we define as the *acquired information*, where

$$I_q^{\mathcal{M},\mathcal{S},\mathcal{S}_A} = H(\rho^{\mathcal{S}_A}) + H(\rho^{\mathcal{M}}) - H(\rho^{\mathcal{M},\mathcal{S}_A}), \quad (6)$$

and

$$\rho^{\mathcal{M},\mathcal{S},\mathcal{S}_A} = \left(\hat{U}^{\mathcal{M},\mathcal{S}} \otimes \mathbb{I}^{\mathcal{S}_A} \right) \cdot |\phi\rangle\langle\phi|^{\mathcal{M}} \otimes |\Phi^+\rangle\langle\Phi^+|^{\mathcal{S},\mathcal{S}_A} \cdot \left(\hat{U}^{\mathcal{M},\mathcal{S}} \otimes \mathbb{I}^{\mathcal{S}_A} \right)^\dagger \quad (7)$$

is the post-interaction density matrix of the combined memory, system, and system ancilla, with $\rho^{\mathcal{M},\mathcal{S}_A}$, $\rho^{\mathcal{M}}$, and $\rho^{\mathcal{S}_A}$ being the marginal states given by tracing $\rho^{\mathcal{M},\mathcal{S},\mathcal{S}_A}$ over the relevant subspaces. Here, $H(\cdot)$ is the von Neumann entropy. $\rho^{\mathcal{M},\mathcal{S}_A}$ is also the dual-state for the quantum channel that maps system state inputs to memory state outputs. Finally, $|\phi\rangle\langle\phi|^{\mathcal{M}}$ is the initial memory state. We introduce the system ancilla \mathcal{S}_A to purify the initial system \mathcal{S} . One can view this ancilla as encoding the initial system state, thanks to the Choi–Jamiołkowski isomorphism. For an unknown, and hence maximally mixed input state, the purification becomes the maximally entangled state $|\Phi^+\rangle\langle\Phi^+|^{\mathcal{S},\mathcal{S}_A}$. As the system ancilla remains unchanged by the unitary sensor, the acquired information effectively compares the initial system state with the post-interaction state.

Figure 5 plots the acquired information for \hat{U}_{CR} and \hat{U}_{SL} against maximized $I_{c,max}$ calculated from channel tomography. $I_{c,max}$ is calculated from channel tomography by maximizing its value over orthogonal states for encoding and decoding X, Y as described in equation 3 and can be interpreted as a quantifier of interaction strength. For the von Neumann unitary \hat{U}_{CR} , the acquired information is bounded by 1, which is due to the fact that von Neumann unitaries are designed to generate classical correlation, which does not exceed 1. For the unitary \hat{U}_{SL} , the acquired information is greater than I_c , and in theory should go up to the maximum value of 2 for \hat{U}_{SL} , indicating quantum coherence between the initial system state and the output.

QMI also provides a good quantifier of the back-action experienced by the system state. In TQM, the back-action of measuring an observable \hat{O} on another observable \hat{V} can be quantified by $\Delta\hat{O} \cdot \Delta\hat{V} \geq [\hat{O}, \hat{V}]$ [10]. While the commutator of operators is a mathematical property of said operators, if one is to interpret this com-

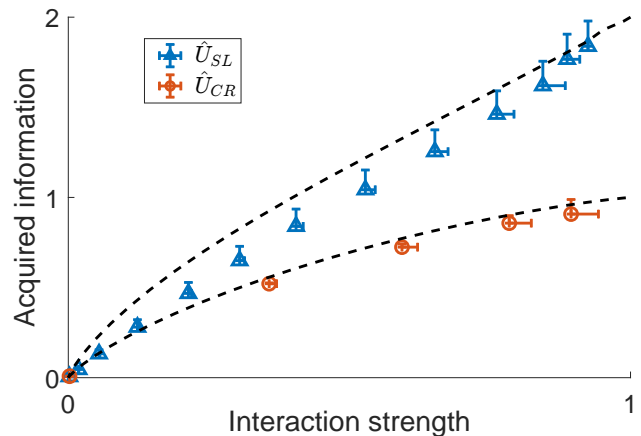


FIG. 5: The plot of the acquired information $I_q^{\mathcal{M},\mathcal{S},\mathcal{S}_A}$ vs interaction strength represented by maximized classical information $I_{c,max}$. $I_{c,max}$ is calculated from channel tomography by maximizing its value over orthogonal states for encoding and decoding X, Y as described in equation 3. Here, we observe that the acquired information for \hat{U}_{SL} is always greater than \hat{U}_{CR} for a given value of maximized I_c . The top and bottom dotted line correspond to the theoretical curve for \hat{U}_{SL} and \hat{U}_{CR} respectively. Deviation of mutual information values \hat{U}_{SL} from its theory line is primarily due to the phase instability in the Mach-Zehnder interferometer, which decreases the value of the acquired information, with a more substantial effect imparted when \hat{U}_{SL} is close to the identity. Deviation of mutual information values for \hat{U}_{CR} from their respective theory lines is due to systematic errors causing the presence of correlations between the initial system state in bases other than only in the intended $\hat{\sigma}_x$ basis, resulting in a decrease in the value of $I_{c,max}$. These errors are systematic in nature and their effect is plotted as asymmetric error bars in the plot. The physical nature of these errors is described in appendix C

mutator specifically for the uncertainty of measurement result, it implies that a result of measuring the two observables \hat{O} and \hat{V} is stored in classical memory.

In layman’s terms, the back-action described in TQM quantifies the disturbance of the system state caused by making measurements. As such, we formulate an equivalent back-action concept for unitary sensors, where we use the QMI between the initial and post-interaction system state $I_q^{\mathcal{S},\mathcal{S}_A}$, which we define as the *residual information*, where

$$I_q^{\mathcal{S},\mathcal{S}_A} = H(\rho^{\mathcal{S}}) + H(\rho^{\mathcal{S}_A}) - H(\rho^{\mathcal{S},\mathcal{S}_A}), \quad (8)$$

The sum of acquired information and the residual information is conserved and scales to the log of the number of dimensions in the joint system of \mathcal{S} and \mathcal{S}_A (short proof in appendix A), where for qudit system states of interest of d dimensions,

$$I_q^{\mathcal{S},\mathcal{S}_A} + I_q^{\mathcal{M},\mathcal{S},\mathcal{S}_A} = 2 \log[d]. \quad (9)$$

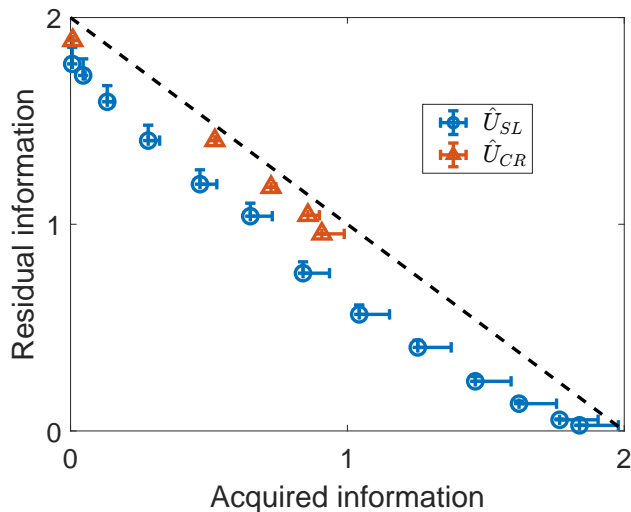


FIG. 6: Experimental plot of the residual information vs acquired information for \hat{U}_{CR} and \hat{U}_{SL} . Note that the acquired information of \hat{U}_{CR} has a maximum value of 1 due to \hat{U}_{CR} being a von Neumann unitary for qubits. The black dotted line reflects perfect conservation where the two information values add up to 2. Deviation of quantum mutual information values from the black dotted line is primarily due to the phase instability in the Mach-Zehnder interferometer of the respective setups of the two unitaries. The effects of these phase randomization monotonically decrease mutual information, and hence are plotted as asymmetric error bars in the plot. Errors due to imprecise waveplate rotation and off-axis LCWP rotation are not included in the error bars. Appendix C describes these errors in detail.

For non-unitary (noisy) sensors, the sum of acquired information and residual information is bounded by $2\log[d]$. Figure 6 plots the residual vs acquired information that is reflective of equation 9. The back-action for unitary sensors by quantum agents can thus be quantified by the amount of information left in the system state, with the residual information $I_q^{S,SA} = 2$ for cases where the system state is undisturbed. In the case of bi-partite qubit interactions, the residual information is directly tied to the minimum entropy of classical infor-

mation needed to perform quantum erasure [11, 12] of the interaction unitary. The erasure and the corresponding experimental implementation will be presented in sections IV B and V.

B. Specifying nature of correlation through Operator-Schmidt decomposition

While the use of QMI gives a single-parameter quantifier of correlations generated by a unitary sensor, it does not specify the nature of said correlations. For an arbitrary bipartite unitary, the nature of correlations generated can be found by examining the operator-Schmidt decomposition. Operator-Schmidt decomposition is a mathematical tool that is used in quantum information [13–15], with its application to bipartite qubit unitaries quite extensively explored. Given a unitary sensor, the operator-Schmidt decomposition is given by

$$\hat{U} = \sum_i \lambda_i \hat{\nu}_i^S \otimes \hat{\mu}_i^M, \quad (10)$$

where $\hat{\nu}_i^S$ and $\hat{\mu}_i^M$ are sets of normalized orthogonal operators such that

$$\text{Tr} \left[\hat{\nu}_i^S \otimes \hat{\mu}_i^M \cdot (\hat{\nu}_i^S \otimes \hat{\mu}_i^M)^\dagger \right] / N = 1. \quad (11)$$

The Schmidt rank is given by the number of non-zero λ_i , and the Schmidt strength is given by $\sum p_i \log[p_i]$, with $p_i = |\lambda_i|^2$ and $\sum p_i = 1$ and $N = \dim(\mathcal{S}) \cdot \dim(\mathcal{M})$. For bipartite qubit unitaries, the operator-Schmidt decomposition can always be written with unitaries as the basis operators $\hat{\nu}_i^S$ and $\hat{\mu}_i^M$. As a consequence (details in appendix B), the maximum value of acquired information given by equation 6 can always be attained by setting the initial memory state to be maximally entangled to a memory ancilla, which would result in acquired information that is equal to the Schmidt strength.

Applying operator-Schmidt decomposition to our two experimental unitaries, we find that $\hat{U}_{CR}(\phi)$ from equation 2 can be written in the operator-Schmidt form,

$$\hat{U}_{CR}(\phi) = \cos[\phi/2] \begin{pmatrix} \cos(\frac{\phi}{2}) & -i \sin(\frac{\phi}{2}) \\ -i \sin(\frac{\phi}{2}) & \cos(\frac{\phi}{2}) \end{pmatrix}^S \otimes \begin{pmatrix} 1 & 0 \\ 0 & 1 \end{pmatrix}^M + \sin[\phi/2] \begin{pmatrix} \sin(\frac{\phi}{2}) & i \cos(\frac{\phi}{2}) \\ i \cos(\frac{\phi}{2}) & \sin(\frac{\phi}{2}) \end{pmatrix}^S \otimes \begin{pmatrix} 1 & 0 \\ 0 & -1 \end{pmatrix}^M, \quad (12)$$

where it is important to note that $\hat{\nu}_2 = \hat{\sigma}_x \cdot \hat{\nu}_1$ and that this unitary is of Schmidt rank 2. Additionally, for $\phi = \pi/2$, $\hat{U}_{CR} = \frac{1}{2} \begin{pmatrix} 1 & -i \\ -i & 1 \end{pmatrix}^S \otimes \begin{pmatrix} 1 & 0 \\ 0 & 1 \end{pmatrix}^M + \frac{1}{2} \begin{pmatrix} 1 & i \\ i & 1 \end{pmatrix}^S \otimes \begin{pmatrix} 1 & 0 \\ 0 & -1 \end{pmatrix}^M$. We also find that equation 5 for \hat{U}_{SL} is

already in operator-Schmidt form, and that the unitary is of Schmidt rank 4.

For a given unitary \hat{U} , the possible operators \hat{N}^S implemented on the system are limited by the normalized

linear combinations of $\lambda_i \hat{\nu}_i^{\mathcal{S}}$, where

$$\hat{N}^{\mathcal{S}} = \sum_i c_i \lambda_i \hat{\nu}_i^{\mathcal{S}}. \quad (13)$$

$\hat{N}^{\mathcal{S}}$ can be implemented by preparing the quantum memory in the maximally entangled state

$$|\Phi^+\rangle^{\mathcal{M}, \mathcal{M}_A} = 1/\sqrt{\dim(\mathcal{M})} \sum_{i=1}^{\dim(\mathcal{M})} |i\rangle^{\mathcal{M}} \otimes |i\rangle^{\mathcal{M}_A} \quad (14)$$

with an ancilla (\mathcal{M}_A) qubit. After the unitary sensor \hat{U} , the joint memory and ancilla state become ‘entangled’ with operators acting on the system state:

$$\begin{aligned} & \hat{U}^{\mathcal{S}, \mathcal{M}} \otimes \mathbb{I}^{\mathcal{M}_A} |\Phi^+\rangle^{\mathcal{M}, \mathcal{M}_A} \\ &= \frac{1}{\sqrt{\dim(\mathcal{M})}} \sum_{i=1}^{\dim(\mathcal{M})} \left[\lambda_i |\mu_i\rangle^{\mathcal{M}, \mathcal{M}_A} \otimes \hat{\nu}_i^{\mathcal{S}} \right]. \end{aligned} \quad (15)$$

The projection of joint memory and ancilla state on channel dual-states[16] $|\mu_i\rangle$ corresponds, up to a scalar, to $\lambda_i \hat{\nu}_i^{\mathcal{S}}$ acting on the system state. Alternatively, projecting the joint memory and ancilla state onto a linear combination of $\hat{\mu}_i^{\mathcal{M}}$ dual-states corresponds to a linear combination of operators $\lambda_i \hat{\nu}_i^{\mathcal{S}}$ acting on the system state.

From this procedure, it is immediately clear that unitary sensors of lower Schmidt rank and strength are more limited in the operators $\hat{N}^{\mathcal{S}}$ on $|\psi\rangle$ they can sense – the operator space spanned by the Schmidt operators of unitary sensors with low Schmidt rank has limited support. Whereas the SWAP-like unitary sensor given by $\hat{U}_{\text{SL}}(\theta = 0)$ has Schmidt operators of the identity and the three Pauli operators which span the entire qubit operator space, the unitary sensor given by \hat{U}_{CR} only has (up to a common unitary rotation) the identity and $\hat{\sigma}_x$ as Schmidt operators. Thus a unitary sensor based on the \hat{U}_{CR} interaction cannot generate correlations in other bases, such as $\hat{\sigma}_y$ and $\hat{\sigma}_z$.

V. QUANTIFYING BACK-ACTION THROUGH ERASURE

Similar to the use of QMI for acquired information, the use of QMI to quantify residual information is imprecise about the nature of that disturbance. Certain values of ϕ and θ might result in very similar residual information for \hat{U}_{CR} and \hat{U}_{SL} , but by their very nature, \hat{U}_{CR} disturbance is a dephasing channel along $\hat{\sigma}_x$ and \hat{U}_{SL} causes the system state to gravitate towards the initial state of the memory.

An alternate way to quantify back-action is to examine the information and operations needed to undo said back-action, which gives a more precise description of the back-action compared to simply using quantum mutual information. For qubit unitary sensors, the back-action is

quantified by $2 - I_q^{\mathcal{S}, \mathcal{S}_A}$ and physically corresponds to the minimum entropy of the classical bits needed to restore the system state after the unitary sensor with operations local to the system.

The use of operator-Schmidt decomposition as the basis for performing erasure also serves as a demonstration of a fundamental difference between unitary sensors such as \hat{U}_{SL} versus those which are von Neumann-type unitaries like \hat{U}_{CR} . As the number of terms in the operator-Schmidt decomposition is the number of different outcomes of the projective measurement needed to perform erasure, the operator-Schmidt rank determines the number of bits required for the erasure channel. A TQM-based sensor for qubits, such as the von Neumann type \hat{U}_{CR} sensor given here, can be erased using a single-bit channel, while a full-rank sensor, such as \hat{U}_{SL} , requires a two-bit channel. More generally, for a system of arbitrary dimension, the channel capacity required for erasure of a sensor interaction is given by the (binary) logarithm of the Schmidt rank of the interaction Hamiltonian, as discussed in Appendix D. This capacity requirement is independent of the tuning parameter and acquired information given by the unitary sensor, and depends only on the structure of the sensor Hamiltonian.

The classical bits used in erasure are generated by performing projective measurements on the memory state with an appropriate basis, where each projection result heralds a corresponding correction unitary that would return the state $|\psi\rangle$ to the system \mathcal{S} . Since the operator-Schmidt decomposition for bipartite qubit unitary always admits a unitary Schmidt basis, erasure can be facilitated by projecting the post-interaction memory state onto an orthonormal set of states $\hat{\mu}_i^{\mathcal{M}} |\phi\rangle^{\mathcal{M}}$, with the corresponding erasure unitary to restore the system state being $\hat{\nu}^{\mathcal{S}}$. Physically, the application of the correction unitary is carried out by changing the basis states used in tomography.

For \hat{U}_{CR} , the two Schmidt operators for the memory are identity and $\hat{\sigma}_z$, which when acting on the initial memory state $|+x\rangle$ and unknown system state $|\psi\rangle$ results in

$$\begin{aligned} & \hat{U}_{\text{CR}}^{\mathcal{S}, \mathcal{M}}(\phi) |\psi\rangle^{\mathcal{S}} \otimes |+x\rangle^{\mathcal{M}} \\ &= \frac{1}{\sqrt{2}} [\cos(\phi/2) \hat{\nu}_1^{\mathcal{S}} |\psi\rangle^{\mathcal{S}} \otimes |+x\rangle^{\mathcal{M}} \\ & \quad + \sin(\phi/2) \hat{\nu}_2^{\mathcal{S}} |\psi\rangle^{\mathcal{S}} \otimes |-x\rangle^{\mathcal{M}}], \end{aligned} \quad (16)$$

where $\hat{\nu}_1$ and $\hat{\nu}_2$ are given in equation 12. Therefore, erasure involves projecting the memory state onto $|\pm x\rangle\langle \pm x|$ states and subsequently performing $\hat{\nu}_1$ ($|+x\rangle\langle +x|$ projection) or $\hat{\nu}_2$ ($|-x\rangle\langle -x|$ projection) on the system state. This procedure is similar to that in quantum eraser experiments [11, 12]. The corresponding circuit diagram for the erasure of \hat{U}_{CR} can be found in figure 7, with the resulting *post-restoration information*, QMI between system ancilla (\mathcal{S}_A) and system (\mathcal{S}) after erasure, found in figure 9.

For \hat{U}_{SL} , its application on the initial memory state $|\phi\rangle$ and unknown system state $|\psi\rangle$ results in

$$\begin{aligned} \hat{U}_{SL}^{S,M} |\psi\rangle^S \otimes |\phi\rangle^M &= \frac{1}{2}(-1 + \sin(\theta)) |\psi\rangle^S \otimes |\phi\rangle^M \\ &\quad - (1 - \sin(\theta)) \hat{\sigma}_z^S |\psi\rangle^S \otimes \hat{\sigma}_z^M |\phi\rangle^M \\ &\quad + i \cos(\theta) \hat{\sigma}_x^S |\psi\rangle^S \otimes \hat{\sigma}_y^M |\phi\rangle^M \\ &\quad - i \cos(\theta) \hat{\sigma}_y^S |\psi\rangle^S \otimes \hat{\sigma}_x^M |\phi\rangle^M \end{aligned} \quad (17)$$

For \hat{U}_{SL} , the four Schmidt operators $\hat{\mu}^M$ are the identity and the three Pauli operators, and thus the set of states given by $\hat{\mu}^M |\phi\rangle$ where $|\phi\rangle = |+\rangle$ is not mutually orthogonal. After all, no channel with a qubit output can give a set of four mutually orthogonal outcomes. Instead, the erasure of \hat{U}_{SL} requires the inclusion of a memory qubit ancilla that is maximally entangled with the initial memory qubit in the joint state given by $|\Phi^+\rangle^{M,M_A}$. Using $|\Phi^+\rangle^{M,M_A}$ instead of $|+\rangle^M$ does not adversely affect the correlation generating capacity of the unitary found in section II. More importantly, the application of the four Schmidt operators $\hat{\mu}^M$ on $|\Phi^+\rangle^{M,M_A}$ results in the four canonical Bell states. Erasure can thus be performed by projecting the joint memory and memory ancilla state onto the Bell basis and applying the corresponding $\hat{\nu}^S$ unitary on the system state. This process is akin to a quantum teleportation protocol [17], and the corresponding circuit diagram for the erasure of \hat{U}_{SL} can be found in figure 8.

Figure 9 shows the post-restoration information after the application of correction unitary $\hat{\nu}^S$ on the system, for one-bit (left) and two-bit (right) classical erasure channels. Ideally, the 1-bit channel permits perfect erasure of \hat{U}_{CR} , while a 2-bit channel is required for perfect erasure of \hat{U}_{SL} . In practice, this is degraded by experimental imperfections, but we observe that as a function of acquired information, the post-restoration information for \hat{U}_{CR} remains constant when we use a 1-bit channel, but for \hat{U}_{SL} this is only true with a 2-bit channel.

To show that the 2-bit protocol is, in theory, the optimal protocol for \hat{U}_{SL} , we compare to the case where we perform no erasure (residual information in figure 6) and another where the memory ancilla is classical and the correction requires 1 bit of information (left figure for 9). For the cases where we use 1 bit of information for erasure, we emulate a classical memory ancilla by projecting the joint memory and memory ancilla states incoherently onto the correlated ($|+\rangle\langle+\rangle$, $|-\rangle\langle-\rangle$) and anti-correlated ($|+\rangle\langle-\rangle$, $|-\rangle\langle+\rangle$) states, and apply the $\hat{\sigma}_x$ or $\hat{\sigma}_z$ unitary as correction correspondingly.

The post-restoration information of \hat{U}_{SL} is, however, far from the ideal value of 2. Primarily, this is due to our Bell projections suffering from low fidelity due to low two-photon interference visibility (0.78). This causes

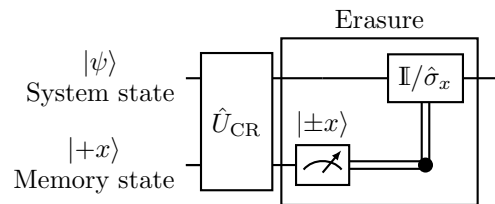


FIG. 7: Circuit diagram for the erasure of \hat{U}_{CR} unitary sensor. After the unitary sensor, the memory state is projected onto the $|\pm x\rangle\langle\pm x|$ states. Depending on the result of this projection, either the identity or $\hat{\sigma}_x$ is applied.

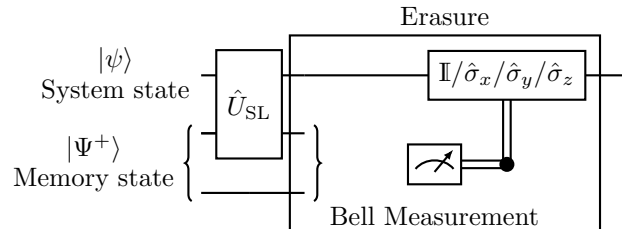


FIG. 8: Circuit diagram for the erasure of \hat{U}_{SL} unitary sensor. After the unitary sensor, the memory state is projected onto the canonical Bell states. Depending on the result of this projection, either the identity or one of the Pauli operators is applied. The erasure procedure can be considered a quantum teleportation procedure for \hat{U}_{SL} .

the paradoxical situation where not performing erasure results in higher post-restoration information than performing erasure at low interaction strengths of \hat{U}_{SL} . To show that this paradoxical situation is entirely due to low two-photon interference visibility, the results for post-restoration information can be compared with the theory curves of post-restoration information calculated from experimental channel tomography for situations both including and excluding the effect of low Bell measurement visibility. Low Bell measurement visibility has no effect on experimental channel tomography as our channel tomography does not depend on two-photon interference, and as one can observe from figure 9, perfect Bell measurements would always give erasing with two bits a higher post-restoration information than erasing with one bit.

A regime also exists at low interaction strengths of \hat{U}_{SL} where the number of bits needed to perform perfect erasure is 2, but the entropy of those bits is less than 1. Figure 10 shows the entropy of the bits used to perform erasure for \hat{U}_{SL} .

The application of the Schmidt-operator decomposition described in section IV B to find erasure procedures also warrants caution when used for bipartite unitary of higher dimensions. While our assertion that the possible operators implementable for a certain unitary is given by the Schmidt-operator basis still holds (equation 13), the correspondence between the maximum value of the acquired information and Schmidt-strength no longer ap-

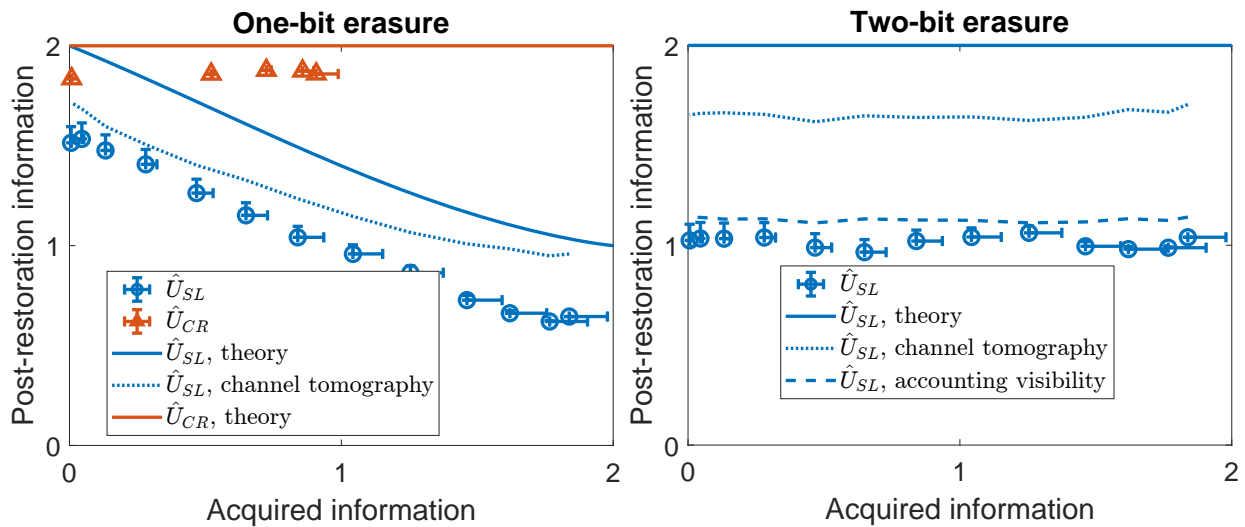


FIG. 9: Erasure of \hat{U}_{SL} and \hat{U}_{CR} unitary sensors, where we use classical information gained from projective measurements on the memory state in order to restore the original state $|\psi\rangle$ back to the system. The left plot shows the post-restoration information vs acquired information for both unitaries given the use of one bit for erasure. For an increasing acquired information, it can be observed that the post-restoration information is constant for \hat{U}_{CR} and decreasing for \hat{U}_{SL} . This implies that using only one bit of information is sufficient for von Neumann-type TQM sensor \hat{U}_{CR} and insufficient for \hat{U}_{SL} to restore the original state $|\psi\rangle$. Note that the acquired information of \hat{U}_{CR} has a maximum value of 1 due to \hat{U}_{CR} being a von Neumann unitary for qubits. The right plot shows the post-restoration information vs acquired information for \hat{U}_{SL} given the use of two bits for erasure. For an increasing acquired information, it can be observed that the post-restoration information is constant for \hat{U}_{SL} . While a perfect restoration would result in a post-restoration information of 2, the imperfection in the implementation of \hat{U}_{SL} and the imperfect projective measurement needed for erasure resulted in the post-restoration information value of 1.01 ± 0.5 shown in the right plot. The dotted line represents the predicted post-restoration information from channel tomography of \hat{U}_{SL} and the dashed line represents the predicted post-restoration information given the channel tomography result and the fact that our projective measurements used for erasure are limited by a two-photon visibility of ~ 0.78 . Photon distinguishability due to SPDC two-photon source spectrum is the main contributor to the decrease in two-photon visibility. For comparison, a solid line of post-restoration information vs acquired information is also plotted assuming perfect implementation of the sensors and no experimental imperfection.

plies. An example is the controlled-SWAP discussed in appendix B.

VI. CONCLUSION

In this work, we extended the concept of quantum measurement by classical observers to a broader class of “quantum sensors” given by general unitaries which may go beyond the standard von Neumann-style \hat{U}_{CR} to include, for instance, a SWAP-like unitary \hat{U}_{SL} . While the latter operation can capture more information about a system (in principle, *all* of it), we show that it also leads to more disturbance. Heisenberg already taught us that a classical observer measuring X perfectly must disturb P ; a *quantum* observer may “sense” both X and P perfectly – but in so doing, they would also disturb both, effectively destroying the original state. Erasing such total disturbance would require quantum teleportation, which is well known for a qubit system to require 2 classical bits – we show, however, that erasure of any sensor interaction of Schmidt rank > 2 , even if the interaction is weak and yields only partial information, demands a classical channel with 2-bit capacity. We demonstrated this

constraint experimentally, in the case of a partial-SWAP unitary (\hat{U}_{SL}), confirming that a second bit of channel capacity was required even when the entropy of the classical bit used in restoring the observed system was less than one.

Our work highlights the qualitative and quantitative distinctions between sensors for quantum and classical agents. We introduced analysis techniques for these sensors for quantum agents which we believe will prove powerful as technology progresses to permit larger and larger systems to be placed under fully quantum control. They will additionally be of importance in the ongoing foundational discussions which build on considerations of agents and observers, as in the setting of “Wigner’s friend”.

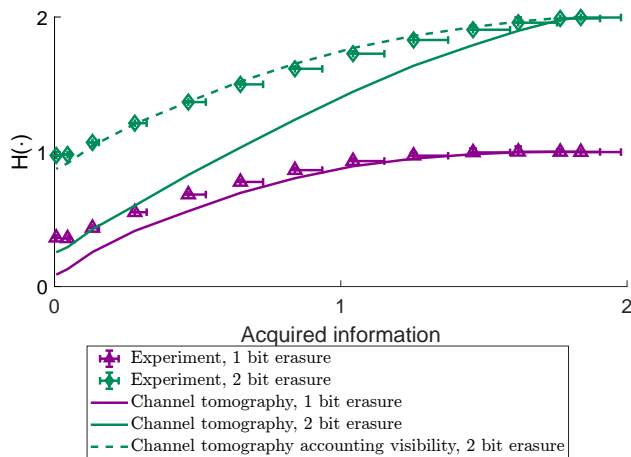


FIG. 10: The need for the use of 2 bits of information to perform erasure for \hat{U}_{SL} exists even when \hat{U}_{SL} is tuned close to the Identity and the entropy of the two bits is much less than one. Here, we plot the entropy of the bits used to perform erasure for \hat{U}_{SL} . As we have shown in figure 9, \hat{U}_{SL} can only be erased with 2 bits of information unless it is tuned to identity. In the above plot, a region that can be inferred from channel tomography where those 2 bits have an entropy of less than one exists. This result is obscured in our erasure experiment due to insufficient two-photon visibility.

-
- [1] S. Hameroff and R. Penrose, Consciousness in the universe: A review of the ‘orch or’ theory, *Physics of Life Reviews* **11**, 39 (2014).
- [2] T. J. Elliott, M. Gu, A. J. Garner, and J. Thompson, Quantum adaptive agents with efficient long-term memories, *Physical Review X* **12**, 011007 (2022).
- [3] A. Skolik, S. Jerbi, and V. Dunjko, Quantum agents in the gym: a variational quantum algorithm for deep q-learning, *Quantum* **6**, 720 (2022).
- [4] T. J. Elliott, M. Gu, A. J. P. Garner, and J. Thompson, Quantum adaptive agents with efficient long-term memories, *Phys. Rev. X* **12**, 011007 (2022).
- [5] A. Brodutch, N. Lupu-Gladstein, H. Ferretti, W.-K. Tham, A. O. T. Pang, K. Bonsma-Fisher, and A. M. Steinberg, Do qubits dream of entangled sheep?, (2020).
- [6] P. Allard Guérin, V. Baumann, F. Del Santo, and Č. Brukner, A no-go theorem for the persistent reality of wigner’s friend’s perception, *Communications Physics* **4**, 93 (2021).
- [7] K.-W. Bong, A. Utreras-Alarcón, F. Ghafari, Y.-C. Liang, N. Tischler, E. G. Cavalcanti, G. J. Pryde, and H. M. Wiseman, A strong no-go theorem on the wigner’s friend paradox, *Nature Physics* **16**, 1199 (2020).
- [8] D. Frauchiger and R. Renner, Quantum theory cannot consistently describe the use of itself, *Nature Communications* **9**, 3711 (2018).
- [9] J. von Neumann, *Mathematical Foundations of Quantum Mechanics* (1932).
- [10] M. Hatridge, S. Shankar, M. Mirrahimi, F. Schackert, K. Geerlings, T. Brecht, K. M. Sliwa, B. Abdo, L. Frunzio, S. M. Girvin, R. J. Schoelkopf, and M. H. Devoret, Quantum back-action of an individual variable-strength measurement, *Science* **339**, 178 (2013).
- [11] M. O. Scully and K. Drühl, Quantum eraser: A proposed photon correlation experiment concerning observation and “delayed choice” in quantum mechanics, *Physical Review A* **25**, 2208 (1982).
- [12] X.-s. Ma, J. Kofler, and A. Zeilinger, Delayed-choice Gedanken experiments and their realizations, *Rev. Mod. Phys.* **88**, 015005 (2016).
- [13] J. E. Tyson, Operator-schmidt decompositions and the fourier transform, with applications to the operator-schmidt numbers of unitaries, *Journal of Physics A: Mathematical and General* **36**, 10101 (2003).
- [14] S. Balakrishnan and R. Sankaranarayanan, Operator-schmidt decomposition and the geometrical edges of two-qubit gates, *Quantum Information Processing* **10**, 449 (2011).
- [15] M. Piani, Channel steering, *Journal of the Optical Society of America B* **32**, A1 (2015).
- [16] M.-D. Choi, Completely positive linear maps on complex matrices, *Linear Algebra and its Applications* **10**, 285 (1975).
- [17] C. H. Bennett, G. Brassard, C. Crépeau, R. Jozsa, A. Peres, and W. K. Wootters, Teleporting an unknown quantum state via dual classical and einstein-podolsky-rosen channels, *Physical Review Letters* **70**, 1895 (1993).

Appendix A: Conservation of acquired and residual information

We provide a simple proof of equation 9 in this section. We begin by examining the sum of the acquired and residual information in terms of entropic quantities, where

$$I_q^{\mathcal{S},\mathcal{S}_A} + I_q^{\mathcal{M},\mathcal{S}_A} = H(\rho^{\mathcal{S}}) + H(\rho^{\mathcal{S}_A}) - H(\rho^{\mathcal{S},\mathcal{S}_A}) + H(\rho^{\mathcal{S}_A}) + H(\rho^{\mathcal{M}}) - H(\rho^{\mathcal{M},\mathcal{S}_A}). \quad (\text{A1})$$

Next, we note that since the initial quantum state in the joint space of \mathcal{S} , \mathcal{S}_A and \mathcal{M} is a pure state and the evolution is unitary, the post-evolution state $\rho^{\mathcal{S},\mathcal{S}_A,\mathcal{M}}$ is also pure. Since $\rho^{\mathcal{S},\mathcal{S}_A,\mathcal{M}}$ is pure, we can also conclude that any bipartition of the state $\rho^{\mathcal{S},\mathcal{S}_A,\mathcal{M}}$ will result in the two partitions having equal entropies, and as such $H(\rho^{\mathcal{S}}) = H(\rho^{\mathcal{M},\mathcal{S}_A})$ and $H(\rho^{\mathcal{M}}) = H(\rho^{\mathcal{S},\mathcal{S}_A})$. Additionally, since the state in $\mathcal{S}, \mathcal{S}_A$ initially a maximally entangled state and that \mathcal{S}_A does not interact with the unitary, the marginal state of $\rho^{\mathcal{S}_A}$ is a maximally mixed state, with $H(\rho^{\mathcal{S}_A}) = \log_2[\dim(\mathcal{S}_A)]$. As a result, we conclude that

$$I_q^{\mathcal{S},\mathcal{S}_A} + I_q^{\mathcal{M},\mathcal{S}_A} = 2 \cdot H(\rho^{\mathcal{S}_A}) = 2 \cdot \log_2[\dim(\mathcal{S}_A)]. \quad (\text{A2})$$

Appendix B: Maximum QMI for bipartite qubit-unitaries

To find the QMI between the initial system state and the post-interaction memory state, we employ a system ancilla that is initially maximally entangled with the system state, such that

$$|\Phi^+\rangle^{\mathcal{S},\mathcal{S}_A} = 1/\sqrt{2} \left(|00\rangle^{\mathcal{S},\mathcal{S}_A} + |11\rangle^{\mathcal{S},\mathcal{S}_A} \right). \quad (\text{B1})$$

The QMI of the memory and the initial system state is given by $I^{\mathcal{S},\mathcal{S}_A}$.

The equation for QMI between the memory and system state can be rewritten in the form

$$I_q^{\mathcal{S}_A,\mathcal{M},\mathcal{M}_A} = H(\rho^{\mathcal{M},\mathcal{M}_A}) - H(\rho^{\mathcal{S}_A,\mathcal{M},\mathcal{M}_A} | \rho^{\mathcal{S}_A}), \quad (\text{B2})$$

where we have introduced the memory ancilla \mathcal{M}_A for generality, and $H(\rho^{\mathcal{S}_A,\mathcal{M},\mathcal{M}_A} | \rho^{\mathcal{S}_A})$ is the conditional entropy. For a pure initial memory state, $H(\rho^{\mathcal{S}_A,\mathcal{M},\mathcal{M}_A} | \rho^{\mathcal{S}_A}) = H(\rho'^{\mathcal{M},\mathcal{M}_A})$ where the primed density matrix denotes the initial states before interaction. Due to the constant nature of entropy under unitary evolution $H(\rho^{\mathcal{S}_A,\mathcal{M},\mathcal{M}_A} | \rho^{\mathcal{S}_A}) = H(\rho'^{\mathcal{M},\mathcal{M}_A})$. Additionally, application of the unitary to the state given in B1 and an arbitrary pure initial memory state $|\gamma\rangle^{\mathcal{M},\mathcal{M}_A}$ re-

sults in

$$\mathbb{I}^{\mathcal{S}_A,\mathcal{M}_A} \otimes \hat{U}^{\mathcal{S},\mathcal{M}} |\Phi^+\rangle^{\mathcal{S},\mathcal{S}_A} \otimes |\gamma\rangle^{\mathcal{M},\mathcal{M}_A} = \sum \lambda_i |\nu_i\rangle^{\mathcal{S},\mathcal{S}_A} \otimes \left(\hat{\mu}_i^{\mathcal{M}} \otimes \mathbb{I}^{\mathcal{M}_A} |\gamma\rangle^{\mathcal{M},\mathcal{M}_A} \right). \quad (\text{B3})$$

The structure of equation B3 is similar to that of equation 15. For bipartite-qubit unitaries, there is always a Schmidt-operator decomposition where $\hat{\mu}_i$ and $\hat{\nu}_i$ are unitaries. This implies that $|\nu_i\rangle^{\mathcal{S},\mathcal{S}_A} \otimes \left(\hat{\mu}_i^{\mathcal{M}} \otimes \mathbb{I}^{\mathcal{M}_A} |\gamma\rangle^{\mathcal{M},\mathcal{M}_A} \right)$ is a normalized state. As $|\nu_i\rangle^{\mathcal{S},\mathcal{S}_A}$ is a set of orthogonal states, the marginal entropy of $H(\rho^{\mathcal{M}})$ would be maximized if $\left(\hat{\mu}_i^{\mathcal{M}} \otimes \mathbb{I}^{\mathcal{M}_A} |\gamma\rangle^{\mathcal{M},\mathcal{M}_A} \right)$ is also a set of orthogonal state, which can be achieved for $|\gamma\rangle^{\mathcal{M},\mathcal{M}_A} = |\Phi^+\rangle^{\mathcal{M},\mathcal{M}_A}$. Having $|\Phi^+\rangle^{\mathcal{M},\mathcal{M}_A}$ as the initial memory state results in the conditional entropy $H(\rho^{\mathcal{S}_A,\mathcal{M}} | \rho^{\mathcal{S}_A}) = 0$, and hence the marginal entropy equaling to the Schmidt strength and the acquired information, where

$$I_q^{\mathcal{M},\mathcal{S}_A} = \sum |\lambda_i|^2 \log[|\lambda_i|^2] \quad (\text{B4})$$

Equation B4 exclusively applies to the bipartite unitaries that admit a Schmidt-operator decomposition where the set of operators $\hat{\mu}_i^{\mathcal{M}}$ is unitary, and as such, always applies to bipartite qubit-unitaries. This is not necessarily the case for higher dimensions, for example, the ququad-qubit bipartite unitary of controlled-swap

$$|0\rangle\langle 0|^{\mathcal{M}_1} \otimes \hat{U}_{swap}^{\mathcal{M}_A \in, \mathcal{S}} + |1\rangle\langle 1|^{\mathcal{M}_1} \otimes \mathbb{I}^{\mathcal{M}_A \in, \mathcal{S}} \quad (\text{B5})$$

has a Schmidt strength of ~ 1.86 , whereas the QMI between the memory and the system is 2 if \mathcal{M}_1 is prepared in the $|0\rangle^{\mathcal{M}_1}$ state.

Appendix C: Systematic Errors

The \hat{U}_{CR} setup is adversely affected by four sources of systematic error. The first is due to phase fluctuation in our Mach-Zehnder interferometer of about 0.3 rad . The second is the calibration error in the polarization rotation axis of the LCWPs of about 0.06 rad , and this error, in particular, has the effect of reducing $I_{c,max}$ for a corresponding value of the acquired information as plotted in figure 5. The third is the waveplate angle uncertainty for both the state preparation and tomography stages of the experiment of about 0.01 rad . Finally, there is a polarization dependence absorbance of at most $\sim 7\%$ present in the setup.

The \hat{U}_{SL} setup is primarily limited by two factors. Firstly, spatial misalignment of the interferometer paths leads to polarization-dependent coupling at the output/measurement couplers. The setup has 3 interferometers, each with two paths, making the total possible number of paths for a photon to traverse the setup to

be 8. Between the 8 paths, the best and worst coupled paths have a coupling difference of $\sim 24\%$. Secondly, the Mach-Zehnder phase is manually locked, with phase drifts of up to 0.08 rad .

All error bars plotted in this work represent systematic errors caused by phase randomization of our interferometer. As mutual information only decreases with added randomness, all error bars are thus asymmetric in nature.

Appendix D: Schmidt rank and bits required for erasure of bipartite qubit unitaries

For any bipartite qubit unitary interactions, there is always a Schmidt decomposition such that the set of opera-

tors $\hat{\nu}_i^S$ given in equation 15 are unitaries[14]. Therefore, to undo the bipartite unitary, the system-system ancilla needs to be projected onto the set of states $|\mu_i\rangle^{\mathcal{M}, \mathcal{M}^A}$. The result of said projection would put the system into the $\hat{\nu}_i^S |\psi\rangle^S$ state, with $|\psi\rangle^S$ being the initial system state. To restore the system state, the unitary $\hat{\nu}_i^{\dagger S}$ must be applied to the system. As the number of outcomes of the memory state projection is equal to the Schmidt rank, the number of bits needed to perform erasure must be greater or equal to \log_2 of the Schmidt rank.