

SelfSwapper: Self-Supervised Face Swapping via Shape Agnostic Masked AutoEncoder

Jaeseong Lee* Junha Hyung* Sohyun Jeong Jaegul Choo

KAIST AI

{wintermad1245, sharpeeee, jsh0212, jchoo}@kaist.ac.kr



Figure 1. **Real-world application of our model.** This figure showcases results with the in-the-wild samples, navy circles for the source, pink circles for the target, and overlaps showing the generated outputs. The second row displays one-source multi-target results. Our model accurately transforms the target face to match the source while faithfully preserving the target attributes such as the skin color, pose, expression, hair, background, and gaze. This showcases our model’s robustness on in-the-wild samples and real-world applicability for diverse facial images. For resolutions beyond 256×256 , an off-the-shelf super-resolution model [34] is used.

Abstract

Face swapping has gained significant attention for its varied applications. The majority of previous face swapping approaches have relied on the seesaw game training scheme, which often leads to the instability of the model training and results in undesired samples with blended identities due to the target identity leakage problem. This paper introduces the Shape Agnostic Masked AutoEncoder (SMAE) training scheme, a novel self-supervised approach designed to enhance face swapping model training.

Our training scheme addresses the limitations of traditional training methods by circumventing the conventional seesaw game and introducing clear ground truth through its self-reconstruction training regime. It effectively mitigates identity leakage by masking facial regions of the input images and utilizing learned disentangled identity and non-identity features. Additionally, we tackle the shape misalignment problem with new techniques including perforation confusion and random mesh scaling, and establishes a new state-of-the-art, surpassing other baseline methods, preserving both identity and non-identity attributes, without sacrificing on either aspect.

*Equal contribution.

1. Introduction

Face swapping has gained significant attention for its ability to create virtual human avatars, digitally resurrect individuals, and develop virtual models. This growing interest is matched by extensive research in academia, driven by advancements in deep generative models [11, 12, 15, 17]. The aim of face swapping is to seamlessly merge the identity characteristics of a source face with the non-identity features (e.g., skin tone, pose, and lighting) of a target face, thereby crafting a cohesive and realistic facial image.

The majority of previous approaches [3, 9, 16, 19, 20, 27, 28, 32] have often utilized the *seesaw game* training scheme, a multi-task learning strategy that leverages both reconstruction loss and identity loss [4] to achieve dual objectives: maintaining non-identity attributes of the target image and reflecting identity of the source image. This scheme is particularly effective as face swapping lacks ground-truth images, and it efficiently incorporates knowledge from pre-trained face recognition models [4] for reflecting identity information. Simultaneously, using reconstruction loss in a straight-forward manner that can comprehensively preserve attributes from the target images.

However, training methods that depend on two losses with distinct goals without clear ground-truth often lead to instability and unreliability in the model. These losses can conflict, particularly when trying to preserve the source’s facial structure through identity loss while retaining the target’s attributes via reconstruction loss, which results in unstable gradient flow [16] that misguides the models to reflect imprecise identity information. The necessity for finely-tuned hyperparameters to balance these competing objectives further complicates the training process. Additionally, simplistic reconstruction losses like L1 loss may cause identity leakage from the target. This leads to a blending of identities from both source and target images, consequently diminishing the model’s consistency across various target samples.

In this paper, we introduce the Shape Agnostic Masked AutoEncoder (SMAAE) training scheme, a novel self-supervised approach designed to enhance face swapping model training. The SMAAE training involves self-reconstruction of facial images from their face-masked versions, together with a combination of facial priors, such as 3D Morphable Models (3DMMs) [5, 26], face identity embeddings [4], and learned features that separately manage identity and non-identity attributes. SMAAE addresses the challenges of traditional training methods by circumventing the conventional seesaw game and introducing clear ground truth through its self-reconstruction training regime. Moreover, it effectively mitigates identity leakage by masking facial regions of the input images and utilizing disentangled identity and non-identity features. Please refer to Fig. 2 for a conceptual comparison between prior works and SMAAE.

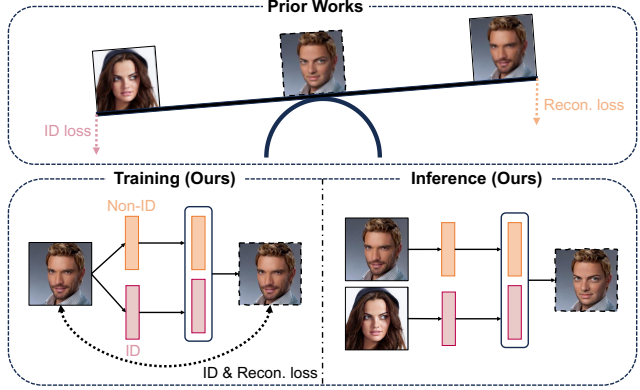


Figure 2. **Conceptual comparison between prior works and our method.** Prior works rely on a seesaw game of two potentially conflicting losses: reconstruction loss and identity loss. On the other hand, our method leverages a self-supervised approach with a clear ground truth, which allows for more stable training.

Our work also introduces two novel techniques: *perforation confusion* and *random mesh scaling*, both are designed to enhance the cross-identity inference capabilities of models trained through self-identity reconstruction. Perforation confusion creates masks that are agnostic to facial shape during SMAAE training. This not only enhances the model’s capacity to generalize to cross-identity swapping regime but also resolves the shape misalignment problem, particularly when there are significant differences in facial contours between the source and target. Random mesh scaling is designed to prevent the model’s over-reliance on the pixel-aligned information of the conditioned mesh, playing a key role in managing volume discrepancies between the source and target faces.

In summary, our contributions are highlighted by three key innovations:

- We introduce a novel training regime of the Shape-Agnostic Masked AutoEncoder (SMAAE) in face swapping, which effectively eliminates the unstable *seesaw game* and addresses the problem of target identity leakage through self-supervised learning.
- We address the shape-misalignment problem with two innovative yet straightforward techniques: *perforation confusion* and *random mesh scaling*.
- Our new training approach establishes a new state-of-the-art, surpassing other baseline methods in the respect of both identity and non-identity attributes without sacrificing on either aspect.




Figure 3. Comparing our base approach (Ours Base) with our enhanced method (Ours Full), which includes techniques like perforation confusion and random mesh scaling. Green masks represent target-posed source 3DMM masks, red masks indicate target 3DMM masks, and orange masks denote their intersection. The first row shows that when the source face is larger than the target’s, the jaw is cut off. The second row shows the opposite case, where the base model fails to inpaint the remaining regions effectively, while Ours Full generates realistic face-swapped outputs.

2. Related Work

Target-Oriented Face Swapping. The target-oriented face swapping refers to a group of face swapping methods that operate by manipulating the target features and leveraging the off-the-shelf face recognition [4] models. This approach inherently relies on seesaw game between reconstruction loss and identity loss.

Faceshifter [20] proposes a Adaptive Embedding Intergration Network (AEI-Net) for merging target non-identity attributes with source identity. SimSwap [3] uses Weak Feature Matching (WFM) loss to maintain target attributes. InfoSwap [9] applies an information bottleneck principle to filter out target identity information. HifiFace [32] adopts a 3DMM parameter-based swapping method. SmoothSwap [16] focuses on identity space smoothness, improving source identity preservation at the cost of target attribute fidelity. MegaFS [40] and FSLSD [35] utilize StyleGAN for high-resolution outputs and structure disentanglement, respectively. RobustSwap [19] and BlendFace [28] address attribute leakage in face swapping. WSC-swap [27] critiques the source-target disentanglement in existing methods.

However, these methods still engage in a seesaw game with the agenda of disentangling source-target information. In contrast, we propose a brand-new training paradigm for face swapping that is free from this seesaw game.

Source-Oriented Face Swapping. Source-oriented face swapping methods often incorporate face reenactment models [29, 31, 33] to warp the source image to match the target’s pose. FSGAN [25] integrates face swapping and reen-

actment in a two-stage process, followed by the use of a face inpainting network to blend the reenacted source with the target images. E4S [23] introduced a regional GAN inversion with face reenactment and mask editing. However, these methods, dependent on reenactment models, often struggle to capture the target’s illumination and can result in identity shifts, particularly when there are large pose discrepancies between the source and the target. Furthermore, they show inferior performance when the source image includes self-occlusions or accessories.

Face Disentanglement Learning. DiscoFaceGAN [6] disentangles StyleGAN’s [15] latent space into 3DMM parameters for controlled generation. GIF [10] combines 3DMM-rendered assets with StyleGAN’s noise space to control expression and lighting. CONFIG [18] differentiates between real image latents and 3DMM parameters, while VariTex [1] uses variational space-based UV projection for real image manipulation. 3DFM-GAN [22] refines StyleGAN’s latent space for controllable manipulation. However, these methods aggregate facial and non-facial elements into identity, complicating their use in face swapping.

3. Backgrounds

Essentials of Face Swapping. High-fidelity face-swapped results, \hat{I}^{swap} , should adhere to the following conditions, inheriting identity from a source image I^{src} and non-identity attributes from a target image I^{tgt} :

- **C1.** They should preserve the non-identity attributes of I^{tgt} , which include non-facial attributes (e.g., background and hair), facial posture (e.g., expression and pose), and facial color (e.g., skin color and lighting).
- **C2.** They must maintain the identity features such as facial contour, inner facial traits (e.g., eyes, eyebrows, nose, lip, cheekbone, dimples, and their interrelations), and skin details (e.g., freckles, moles, and wrinkles) of the source image I^{src} .
- **C3.** The resulting images should be indistinguishable from real images.

3D Morphable Model (3DMM). We employ an off-the-shelf 3DMM [26] and 3DMM parameter estimator E_{3DMM} [5], which estimates a tuple of the lighting and geometric parameters $v = (\alpha, \beta, \gamma, \delta, R, t_{xy}, s)$ of a facial image. The v is composed of shape α , expression β , albedo γ , lighting δ , and camera parameters including rotation matrix R , xy-axial translation parameter t_{xy} and object scale s .¹ The renderer Rd outputs the rasterized face mesh image $I_{ras} = Rd(v)$. The foreground mesh mask M_{ras} is automatically derived from the I_{ras} .

¹In most 3DMMs, since they adopt an orthographic camera model, there is no z-axis translation t_z .

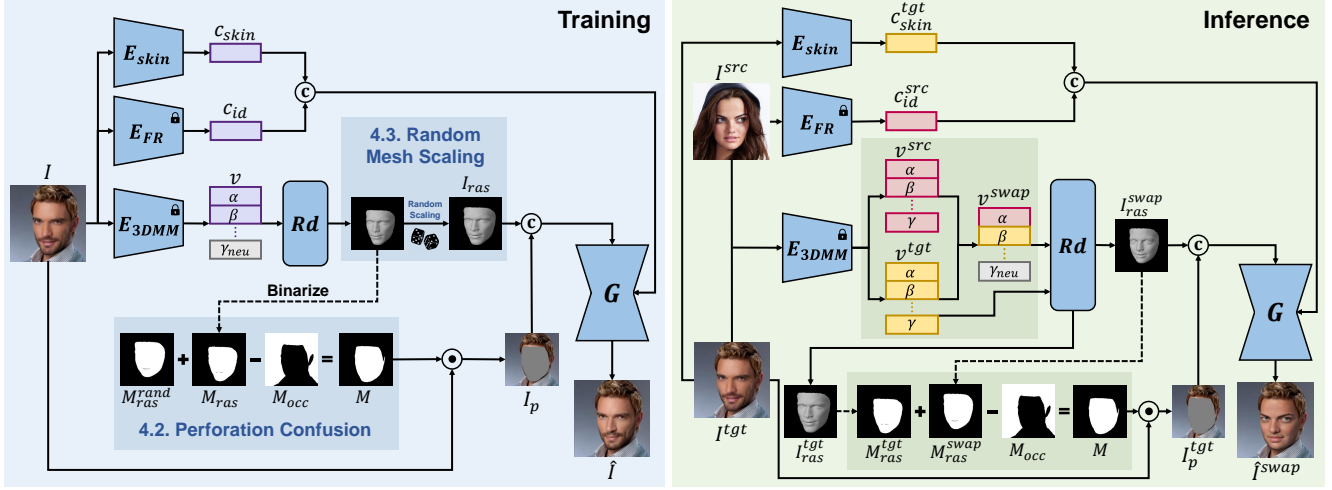


Figure 4. **Overall pipeline of our method.** In the training phase (left), we employ self-reconstruction scheme with perforation confusion and random mesh scaling, enhancing shape agnostic robustness for SAMAE training. During inference (right), this training enables the model to efficiently perform cross-identity face swapping by disentangling ID and non-ID attributes.

4. Method

4.1. Shape Agnostic Masked AutoEncoder

The goal of the Shape Agnostic Masked AutoEncoder (SAMAE) training regime is to reconstruct the ground truth image I given the corresponding decomposed components, which include identity (C2) and non-identity attributes (C1). To extract the non-facial attributes from the image, we utilize a foreground mesh mask M_{ras} and an occlusion mask M_{occ} , obtained from the off-the-shelf face parser [37]. By removing the occluded region M_{occ} from M_{ras} , we construct the final facial mask M as $M = M_{ras} - M_{occ}$. The non-facial attribute image is then defined by the following equation:

$$I_p = (\mathbb{1} - M) \odot I, \quad (1)$$

where \odot represents the Hadamard product and $\mathbb{1}$ is a 1-filled tensor matching the dimension of M .

The facial posture and facial color are represented by (β, R) and (c_{skin}, δ) , respectively. c_{skin} is derived from the skin area of the image I using the skin color encoder E_{skin} (Sec. 4.4). For the identity, the facial contour can be expressed by the facial mesh outline of I_{ras} , and the inner facial traits and the skin details are represented by the combination of the shape parameter α and the identity embedding c_{id} , where c_{id} is extracted from the pretrained face recognition model E_{FR} .

These features are conditioned to the U-Net based generator G [7] which outputs the reconstructed image \hat{I} :

$$\begin{aligned} \hat{I} &= G(I_{ras}, I_p, c_{id}, c_{skin}) \\ &= G(Rd(v), I_p, E_{FR}(I), E_{skin}(I)), \end{aligned} \quad (2)$$

where v here is an estimated 3DMM parameter with albedo

γ replaced to a neutralized albedo γ_{neu} , which will be discussed in Sec. 4.4.

Switching to the cross-identity inference (swap) regime, we condition the model with the identity relevant information extracted from the source image I^{src} to generate the swapped result \hat{I}^{swap} ,

$$\begin{aligned} \hat{I}^{swap} &= G(I_{ras}^{swap}, I_p^{tgt}, c_{id}^{src}, c_{skin}^{tgt}) \\ &= G(Rd(v^{swap}), I_p^{tgt}, E_{FR}(I^{src}), E_{skin}(I^{tgt})), \end{aligned} \quad (3)$$

where $v^{swap} = (\alpha^{src}, \beta^{tgt}, \gamma_{neu}, \delta^{tgt}, R^{tgt}, t_{xy}^{tgt}, s^{tgt})$ and superscripts src and tgt indicates whether the features are from I^{src} or I^{tgt} . Our training and inference regime are depicted in Fig. 4.

4.2. Perforation Confusion

In the training regime, M and I_{ras} can both carry the same information of the facial contour of I . This means that the model can attend to either M or I_{ras} to reconstruct the facial contour of I . However, in inference phase, the final mask M is constructed from the target image I^{tgt} , whereas I_{ras}^{swap} contains the facial contour of the source image. Since facial contour is part of the identity (C2), I_{ras} (or I_{ras}^{swap} in the inference phase) should be the sole factor for carrying the contour information.

To address this problem, we introduce a novel technique called *perforation confusion* which randomly augments the final mask M so that the model learns not to retrieve any contour related information from the masked image I_p (or I_p^{tgt} in the inference phase). Specifically, the perforation confusion is performed by the following sequence:

1. Sample a random shape parameter α^{rand} from a facial image dataset [15].




Figure 5. **Comparison among target-oriented baselines.** Other baselines struggle to replicate the source’s facial features such as inner facial traits (e.g., eye color, wrinkles, and cheekbone) and facial contours (e.g., jaw shape). In contrast, **Ours** conveys these with high-fidelity. Pay attention to the **red** and **orange** indicators for detailed comparison.

2. Replace α of v to α^{rand} to construct a random 3DMM parameter tuple $v^{rand} = (\alpha^{rand}, \beta, \gamma_{neu}, \delta, R, t_{xy}, s)$, and extract a random mask M_{ras}^{rand} from $I_{ras}^{rand} = Rd(v^{rand})$.
3. M_{ras} is summated with M_{ras}^{rand} and exclude non-facial region M_{occ} to generate the final mask $M = M_{ras} + M_{ras}^{rand} - M_{occ}$.

During the inference phase, it’s important to highlight that we substitute M_{ras}^{rand} with M_{ras}^{swap} which is directly derived from the foreground region of I_{ras}^{swap} , and the final mask is generated as $M = M_{ras}^{tgt} + M_{ras}^{swap} - M_{occ}$. Note that M_{ras}^{tgt} is a foreground mesh mask derived from the target facial mesh I_{ras}^{tgt} of the target image I^{tgt} . The necessity of the perforation confusion technique for handling the shape-misalignment problem of source and target face is demonstrated by the results in Fig. 3 and Sec. 5.3.

4.3. Random Mesh Scaling

Empirically, during the inference phase, we observed that when the facial volume of the source is significantly smaller (or larger) than that of the target, the swapped face appears awkward, either shrunk or dilated. This issue arises be-

cause the model, trained to self-reconstruct the input image with a consistently sized facial region, tends to overly on the pixel-aligned information from I_{ras} . This reliance hinders generalization to cross-identity inferences. To handle this problem, we propose the *random mesh scaling* technique, which allows the model to generate realistic face images using randomly scaled I_{ras} , thereby enhancing the model’s ability to generalize to facial priors of varying scales during inference. Specifically, in the train regime, the scale parameter s is substituted with a random scale parameter $s^{rand} \sim U(-4, 1)$, leading to randomly scaled I_{ras} . It is important to note that random mesh scaling is not used during the inference phase; instead, the estimated target scale s^{tgt} is utilized.

4.4. Disentangling Albedo Condition

The estimated 3DMM albedo parameter γ contains both non-identity attributes such as skin color (C1), and identity features, including skin details and certain inner facial traits like eye color (C2). Due to the entangled nature of these attributes within γ , it is unsuitable for our task

Categories	Methods	ID. Sim.↑	ID. Cons.↑	Shape ↓	Expression↓	Head Pose↓	FID↓
Target-Oriented	SimSwap [3]	0.525	0.543	0.128	0.204	0.014	26.77
	InfoSwap [9]	0.527	0.583	0.126	0.233	0.019	32.21
	FSLSD [35]	0.330	0.345	0.129	0.207	0.025	39.71
	BlendFace [28]	0.440	0.510	0.136	0.189	0.013	23.11
Source-Oriented	FSGAN [25]	0.338	0.403	0.164	0.193	0.016	42.56
	E4S [23]	0.501	0.588	0.118	0.262	0.028	52.90
SAMAE	Ours	0.578	0.628	0.108	0.190	0.013	21.22

Table 1. **Quantitative comparison** with both target-oriented and source-oriented baselines. **Bold** text highlights the best scores. Our method outperforms other baselines in Identity Similarity (ID. Sim.), Identity Consistency (ID. Cons.), Head Pose, and Fréchet Inception Distance (FID). Expression distance is on par with the best performing models.

that requires distinct separation of identity and non-identity features. Given the necessity of the albedo parameter in rendering I_{ras} , we have devised a workaround. We transform γ into its neutralized form, γ_{neu} , which incorporates a white-colored albedo map. This modification eliminates any albedo-related information from I_{ras} .

Instead of relying on albedo parameter γ , we find that using identity embeddings c_{id} extracted from E_{FR} is sufficient, as they contain rich identity information. However, directly using these embeddings can lead to unintended transfer of skin color from the source face, which should be derived from the target face. To address this, we apply random color-jittering to the image before processing it with E_{FR} , encouraging our generator to disregard skin color information in c_{id} .

In parallel, we train an additional encoder E_{skin} to capture skin color information. Specifically, we mask out non-skin areas from I (or I^{tgt} during inference) with an off-the-shelf face parser [37], and encode the masked image with E_{skin} . To prevent c_{skin} from incorporating irrelevant features such as skin detail or facial geometry, we empirically choose a low-dimensional embedding, ensuring it has only the necessary capacity to capture skin color information. More details and experiments are provided in the supplementary materials.

4.5. Training Objectives

We employ reconstruction losses (L1 loss and Perceptual loss [13]) and an identity loss [4] between the estimated image \hat{I} and the ground-truth image I . To enhance the realism of the output image, we also incorporate a non-saturating adversarial loss [15]. For additional details, please refer to the supplementary materials.

5. Experiments

Datasets. The model is trained on FFHQ dataset [15] with images at a resolution of 256×256 . For evaluation, we use 1K randomly sampled source-target pairs, ensuring no duplicates, from the CelebA-HQ dataset [14]. It is noteworthy

that, unlike our method, numerous approaches [20, 27, 36] extend their training datasets beyond FFHQ by integrating multiple datasets, including identity-labeled datasets and/or video datasets [2, 24] to stabilize the training. Our method, on the other hand, delivers state-of-the-art performance without such additions.

Baselines. For both quantitative and qualitative comparisons, we establish our baselines with FSGAN [25], SimSwap [3], InfoSwap [9], FSLSD [35], E4S [23], and BlendFace [28]. We exclude other potential baselines like HifiFace [32], FaceShifter [20], and DiffSwap [39] from our main analysis, as they lack official open-sourced codes. Additionally, in the supplementary materials, we present comparisons with other methods such as AFS [30], MegaFS [40], and ReliableSwap [38], which either demonstrate subpar quality or have not been accepted to the academic community.

Implementation Details. Our model is trained on two NVIDIA RTX 3090 GPUs with a batch size of 8, completing 500k iterations in about 6 days. We use the Adam optimizer with a learning rate of 2×10^{-4} for both the generator and the discriminator. We leverage the ADM [7] U-Net for the generator, and StyleGAN2 [15] architecture for the discriminator.

5.1. Qualitative Comparisons

We categorize the baselines into two groups: target-oriented approaches including SimSwap [3], InfoSwap [9], FSLSD [35], and BlendFace [28], and source-oriented approaches FSGAN [25] and E4S [23].

Target-oriented Baselines. Target-oriented baselines directly employ reconstruction losses between generated outputs and target images, effectively preserving target attributes like lighting conditions, expressions, and head poses, as shown in Fig. 5. However, this straightforward application of reconstruction loss often leads to the leakage of the target’s identity, resulting in a blend of source and target identities. These models frequently struggle to accurately represent the source’s facial contours and skin details.

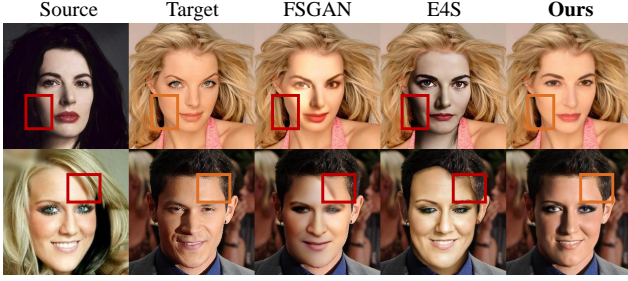


Figure 6. **Comparison among source-oriented baselines.** These baselines exhibit issues with leakage of the source’s illumination. Observe **red** and **orange** indicators. Our model effectively avoids source illumination leakage, thanks to our method’s finely disentangled features.

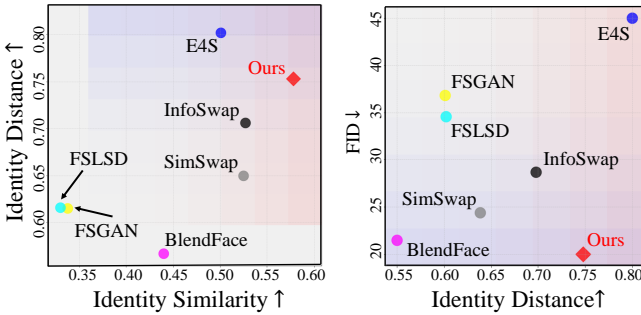


Figure 7. 2-dimensional graph comparison on Identity Similarity and Distance (left), where positioning in the **upper-right** corner signifies a good model. In the Identity Distance - FID graph (right), a location in the **lower-right** side indicates favorable model performance.

In contrast, our model moves beyond this trade-off, adeptly reproducing the source’s facial contours, skin details, and inner facial features, while still maintaining the target’s non-facial attributes, facial posture, and expressions. Further results can be found in the supplementary materials.

Source-oriented Baselines. We present a comparison of our method with source-oriented baselines in Fig. 6. These methods involve merging the reenacted source face with the target image, effectively reducing the risk of target identity leakage. However, their effectiveness is limited by the reenactment models’ performance, often leading to inaccuracies in source identity preservation and difficulties in handling pose variations. Furthermore, the blending process can result in unnatural skin tones and inadequate replication of the target’s lighting, sometimes introducing noticeable artifacts. For example, the shadow from the source image can be carried over into the swapped image, as depicted in the second row of Fig. 6. In contrast, our method is adept at matching the target’s skin color and lighting conditions, producing outputs that blend seamlessly with the target images.

5.2. Quantitative Comparisons

We conduct a quantitative comparison of our method against both target-oriented and source-oriented approaches. The evaluation involves several metrics: Identity Similarity (ID. Sim.), Identity Consistency (ID. Cons.), Expression and Head Pose distance, and the Fréchet Inception Distance (FID) score. Identity Similarity (ID. Sim.) calculates the cosine similarity between the identity embeddings of the source and swapped images, using a separate face recognition model [4] that was not used in the training phase. Identity Consistency (ID. Cons.) [27] measures the consistency of identity among the swapped images, using one source image and various target images. Further, we measure the Expression and Head Pose Distance between the target and swapped faces, as well as the Shape Distance between the source and the swapped results, using a 3DMM predictor [8] that was also excluded from the training process. The FID score evaluates the overall quality of the images.

As shown in Table 1, our method achieves the state-of-the-art quality without sacrificing certain metrics, unlike other methods. InfoSwap ranks second-best in terms of ID. Sim. and ID. Cons. scores, falls behind in other metrics. Regarding Expression distance, although BlendFace achieves the highest score, it exhibits a lower ID. Sim. score. Additionally, its low ID. Cons. score suggests a leakage of target attributes. This indicates that BlendFace potentially compromises identity preservation in favor of maintaining the target’s pose and expression.

Also to comprehensively evaluate our model’s performance, including aspects such as target identity leakage and image realism, we present a two-dimensional graph in Fig. 7. In Fig. 7 (left), the x -axis shows the identity similarity score between the source and the generated images, while the y -axis indicates the identity distance between the target and the generated images. Optimal models without target identity leakage should exhibit both high identity similarity scores and high identity distances, positioning them in the upper-right corner of the graph. The figure implies that our method excels in reflecting the source identity and preventing target identity leakage. E4S is also positioned at the upper-right corner of the figure. However, right panel of Fig. 7 indicates that E4S yields the lowest FID score, suggesting it creates source-like images with reduced target identity leakage, but with poor realism. In contrast, our model is situated in the bottom-right corner of the graph, demonstrating superior performance in image realism and robustness against target identity leakage, outperforming other baselines.

5.3. Ablation Study

We conducted an ablation study on various components of our method, including perforation confusion, random mesh

Methods	ID. Sim. \uparrow	Expression \downarrow	Head Pose \downarrow	FID \downarrow
B	0.570	0.208	0.014	24.05
B+P	0.568	0.209	0.014	23.92
B+P+R	0.573	0.220	0.015	22.99
B+P+R+S	0.578	0.190	0.013	21.22

Table 2. **Quantitative evaluation in ablation study.** (B) indicates Ours Base. Perforation confusion (P) enhances realism (FID), reducing unpainted regions or cut-off facial contours. Random mesh scaling (R) further boosts the realism and identity scores. Incorporating skin color condition (S) ensures skin color and illumination closely match the target images, yielding naturally blended images, and optimally improves all metrics.




Figure 8. **Qualitative evaluation in ablation study.** (A) Ours Base, (B) Ours Base + perforation confusion (P), (C): Ours Base + perforation confusion (P) + random mesh scaling (R), and (D): Ours Base + perforation confusion (P) + random mesh scaling (R) + skin color condition (S).

scaling, and disentangled albedo conditions. The results are shown in Fig. 8. Column (A) displays the base model without these techniques. Without perforation confusion, the model struggles with cross-identity swapping and fails to properly inpaint the gaps caused by shape misalignment between the source and target faces. With perforation confusion, as shown in column (B), the model handles the shape misalignment and successfully fills non-facial areas, such as the neck. However, this column also reveals that without random mesh scaling, the facial volume in the target image is not preserved, leading to swapped images with unnaturally shrunk or enlarged faces. Random mesh scaling allows the model to adaptively fit the target priors, maintaining the facial volume of the target image (column (C)). Finally, matching the skin color of the generated results with the target images is crucial for seamless blending. By employing the disentangled skin color embedding c_{skin} , we see in column (D) that the skin color and illumination of the swapped faces closely match those of the target, enhancing the realism of the blended images.

We also compare two different conditioning methods: “parameter” and “mesh”. The mesh condition, as described in our paper, uses I_{ras}^{swap} for the geometry condition, fully utilizing 3DMM renderer and thus providing the model with enhanced spatial information. The parameter method directly employs 3DMM coefficients v^{swap} in vector form



Figure 9. **Ablation study on the geometry condition.** Models trained with direct 3DMM parameters in vector form, without rendering (Parameter), often fail to accurately capture the precise facial geometries of the source.



Figure 10. **Limitations.** When 3DMM estimators are unable to accurately capture exaggerated expressions, as shown in the “Mesh” visualization, our model is constrained by the mesh condition, reflecting these limitations.

without rendering the mesh. As shown in the first row of Fig. 9, we find that the mesh condition is vital for preserving the source’s facial features. Furthermore, the results in the second row indicate that the mesh condition more accurately guides the model in learning the head pose. On the other hand, the parameter condition results in an artifact on the nose with messy geometry.

6. Discussion

Limitations and Future Work. As can be seen in Fig. 10, our model sometimes fails to capture detailed expressions, such as exaggerated grin, due to the limited representation capacity of 3DMM. Advanced 3DMMs and their prediction models [8, 21] can be utilized for future works. We posit that incorporating strong generative priors like StyleGAN or the latest diffusion models into our training pipeline could enhance the face swapping quality and will be an interesting research direction.

Ethical Considerations. Face swapping is useful in areas like digital resurrection and telepresence but also poses risks of privacy invasion and misinformation. We are dedicated to prevent the potential misuse our model, and plan to release our model exclusively for research purposes. Additionally, we will provide a benchmark dataset to support research in face forensics and privacy protection.

References

- [1] Marcel C Bühler, Abhimitra Meka, Gengyan Li, Thabo Beeler, and Otmar Hilliges. Varitex: Variational neural face textures. In *Proceedings of the IEEE/CVF International Conference on Computer Vision*, pages 13890–13899, 2021. 3
- [2] Qiong Cao, Li Shen, Weidi Xie, Omkar M Parkhi, and Andrew Zisserman. Vggface2: A dataset for recognising faces across pose and age. In *2018 13th IEEE international conference on automatic face & gesture recognition (FG 2018)*, pages 67–74. IEEE, 2018. 6
- [3] Renwang Chen, Xuanhong Chen, Bingbing Ni, and Yanhao Ge. Simswap: An efficient framework for high fidelity face swapping. In *Proceedings of the 28th ACM International Conference on Multimedia*, pages 2003–2011, 2020. 2, 3, 6
- [4] Jiankang Deng, Jia Guo, Niannan Xue, and Stefanos Zafeiriou. Arcface: Additive angular margin loss for deep face recognition. In *Proceedings of the IEEE/CVF conference on computer vision and pattern recognition*, pages 4690–4699, 2019. 2, 3, 6, 7
- [5] Yu Deng, Jiaolong Yang, Sicheng Xu, Dong Chen, Yunde Jia, and Xin Tong. Accurate 3d face reconstruction with weakly-supervised learning: From single image to image set. In *Proceedings of the IEEE/CVF conference on computer vision and pattern recognition workshops*, pages 0–0, 2019. 2, 3
- [6] Yu Deng, Jiaolong Yang, Dong Chen, Fang Wen, and Xin Tong. Disentangled and controllable face image generation via 3d imitative-contrastive learning. In *Proceedings of the IEEE/CVF conference on computer vision and pattern recognition*, pages 5154–5163, 2020. 3
- [7] Prafulla Dhariwal and Alexander Nichol. Diffusion models beat gans on image synthesis. *Advances in neural information processing systems*, 34:8780–8794, 2021. 4, 6
- [8] Yao Feng, Haiwen Feng, Michael J Black, and Timo Bolkart. Learning an animatable detailed 3d face model from in-the-wild images. *ACM Transactions on Graphics (ToG)*, 40(4): 1–13, 2021. 7, 8
- [9] Gege Gao, Huaibo Huang, Chaoyou Fu, Zhaoyang Li, and Ran He. Information bottleneck disentanglement for identity swapping. In *Proceedings of the IEEE/CVF conference on computer vision and pattern recognition*, pages 3404–3413, 2021. 2, 3, 6
- [10] Partha Ghosh, Pravir Singh Gupta, Roy Uziel, Anurag Ranjan, Michael J Black, and Timo Bolkart. Gif: Generative interpretable faces. In *2020 International Conference on 3D Vision (3DV)*, pages 868–878. IEEE, 2020. 3
- [11] Ian Goodfellow, Jean Pouget-Abadie, Mehdi Mirza, Bing Xu, David Warde-Farley, Sherjil Ozair, Aaron Courville, and Yoshua Bengio. Generative adversarial nets. *Advances in neural information processing systems*, 27, 2014. 2
- [12] Jonathan Ho, Ajay Jain, and Pieter Abbeel. Denoising diffusion probabilistic models. *Advances in neural information processing systems*, 33:6840–6851, 2020. 2
- [13] Justin Johnson, Alexandre Alahi, and Li Fei-Fei. Perceptual losses for real-time style transfer and super-resolution. In *Computer Vision–ECCV 2016: 14th European Conference, Amsterdam, The Netherlands, October 11–14, 2016, Proceedings, Part II 14*, pages 694–711. Springer, 2016. 6
- [14] Tero Karras, Samuli Laine, and Timo Aila. A style-based generator architecture for generative adversarial networks. In *Proceedings of the IEEE/CVF conference on computer vision and pattern recognition*, pages 4401–4410, 2019. 6
- [15] Tero Karras, Samuli Laine, Miika Aittala, Janne Hellsten, Jaakko Lehtinen, and Timo Aila. Analyzing and improving the image quality of stylegan. In *Proceedings of the IEEE/CVF conference on computer vision and pattern recognition*, pages 8110–8119, 2020. 2, 3, 4, 6
- [16] Jiseob Kim, Jihoon Lee, and Byoung-Tak Zhang. Smoothswap: a simple enhancement for face-swapping with smoothness. In *Proceedings of the IEEE/CVF Conference on Computer Vision and Pattern Recognition*, pages 10779–10788, 2022. 2, 3
- [17] Diederik P Kingma and Max Welling. Auto-encoding variational bayes. *arXiv preprint arXiv:1312.6114*, 2013. 2
- [18] Marek Kowalski, Stephan J Garbin, Virginia Estellers, Tadas Baltrušaitis, Matthew Johnson, and Jamie Shotton. Config: Controllable neural face image generation. In *Computer Vision–ECCV 2020: 16th European Conference, Glasgow, UK, August 23–28, 2020, Proceedings, Part XI 16*, pages 299–315. Springer, 2020. 3
- [19] Jaeseong Lee, Taewoo Kim, Sunghyun Park, Younggun Lee, and Jaegul Choo. Robustswap: A simple yet robust face swapping model against attribute leakage. *arXiv preprint arXiv:2303.15768*, 2023. 2, 3
- [20] Lingzhi Li, Jianmin Bao, Hao Yang, Dong Chen, and Fang Wen. Faceshifter: Towards high fidelity and occlusion aware face swapping. *arXiv preprint arXiv:1912.13457*, 2019. 2, 3, 6
- [21] Tianye Li, Timo Bolkart, Michael J. Black, Hao Li, and Javier Romero. Learning a model of facial shape and expression from 4D scans. *ACM Transactions on Graphics, (Proc. SIGGRAPH Asia)*, 36(6):194:1–194:17, 2017. 8
- [22] Yuchen Liu, Zhixin Shu, Yijun Li, Zhe Lin, Richard Zhang, and SY Kung. 3d-fm gan: Towards 3d-controllable face manipulation. In *European Conference on Computer Vision*, pages 107–125. Springer, 2022. 3
- [23] Zhian Liu, Maomao Li, Yong Zhang, Cairong Wang, Qi Zhang, Jue Wang, and Yongwei Nie. Fine-grained face swapping via regional gan inversion. In *Proceedings of the IEEE/CVF Conference on Computer Vision and Pattern Recognition*, pages 8578–8587, 2023. 3, 6
- [24] Arsha Nagrani, Joon Son Chung, Weidi Xie, and Andrew Zisserman. Voxceleb: Large-scale speaker verification in the wild. *Computer Speech & Language*, 60:101027, 2020. 6
- [25] Yuval Nirkin, Yosi Keller, and Tal Hassner. Fsgan: Subject agnostic face swapping and reenactment. In *Proceedings of the IEEE/CVF international conference on computer vision*, pages 7184–7193, 2019. 3, 6
- [26] Pascal Paysan, Reinhard Knothe, Brian Amberg, Sami Romdhani, and Thomas Vetter. A 3d face model for pose and illumination invariant face recognition. In *2009 sixth IEEE international conference on advanced video and signal based surveillance*, pages 296–301. Ieee, 2009. 2, 3

- [27] Xiaohang Ren, Xingyu Chen, Pengfei Yao, Heung-Yeung Shum, and Baoyuan Wang. Reinforced disentanglement for face swapping without skip connection. In *Proceedings of the IEEE/CVF International Conference on Computer Vision*, pages 20665–20675, 2023. 2, 3, 6, 7
- [28] Kaede Shiohara, Xingchao Yang, and Takafumi Takeuchi. Blendface: Re-designing identity encoders for face-swapping. *arXiv preprint arXiv:2307.10854*, 2023. 2, 3, 6
- [29] Aliaksandr Siarohin, Stéphane Lathuilière, Sergey Tulyakov, Elisa Ricci, and Nicu Sebe. First order motion model for image animation. *Advances in neural information processing systems*, 32, 2019. 3
- [30] Truong Vu, Kien Do, Khang Nguyen, and Khoat Than. Face swapping as a simple arithmetic operation. *arXiv preprint arXiv:2211.10812*, 2022. 6
- [31] Ting-Chun Wang, Arun Mallya, and Ming-Yu Liu. One-shot free-view neural talking-head synthesis for video conferencing. In *Proceedings of the IEEE/CVF conference on computer vision and pattern recognition*, pages 10039–10049, 2021. 3
- [32] Yuhan Wang, Xu Chen, Junwei Zhu, Wenqing Chu, Ying Tai, Chengjie Wang, Jilin Li, Yongjian Wu, Feiyue Huang, and Rongrong Ji. Hiface: 3d shape and semantic prior guided high fidelity face swapping. *arXiv preprint arXiv:2106.09965*, 2021. 2, 3, 6
- [33] Yaohui Wang, Di Yang, Francois Bremond, and Antitza Dantcheva. Latent image animator: Learning to animate images via latent space navigation. *arXiv preprint arXiv:2203.09043*, 2022. 3
- [34] Zhouxia Wang, Jiawei Zhang, Runjian Chen, Wenping Wang, and Ping Luo. Restoreformer: High-quality blind face restoration from undegraded key-value pairs. In *Proceedings of the IEEE/CVF Conference on Computer Vision and Pattern Recognition*, pages 17512–17521, 2022. 1
- [35] Yangyang Xu, Bailin Deng, Junle Wang, Yanqing Jing, Jia Pan, and Shengfeng He. High-resolution face swapping via latent semantics disentanglement. In *Proceedings of the IEEE/CVF Conference on Computer Vision and Pattern Recognition*, pages 7642–7651, 2022. 3, 6
- [36] Zhiliang Xu, Hang Zhou, Zhibin Hong, Ziwei Liu, Jiaming Liu, Zhizhi Guo, Junyu Han, Jingtuo Liu, Errui Ding, and Jingdong Wang. Styleswap: Style-based generator empowers robust face swapping. In *Computer Vision–ECCV 2022: 17th European Conference, Tel Aviv, Israel, October 23–27, 2022, Proceedings, Part XIV*, pages 661–677. Springer, 2022. 6
- [37] Changqian Yu, Jingbo Wang, Chao Peng, Changxin Gao, Gang Yu, and Nong Sang. Bisenet: Bilateral segmentation network for real-time semantic segmentation. In *Proceedings of the European conference on computer vision (ECCV)*, pages 325–341, 2018. 4, 6
- [38] Ge Yuan, Maomao Li, Yong Zhang, and Huicheng Zheng. Reliablename: Boosting general face swapping via reliable supervision. *arXiv preprint arXiv:2306.05356*, 2023. 6
- [39] Wenliang Zhao, Yongming Rao, Weikang Shi, Zuyan Liu, Jie Zhou, and Jiwen Lu. Diffswap: High-fidelity and controllable face swapping via 3d-aware masked diffusion. In *Proceedings of the IEEE/CVF Conference on Computer Vision and Pattern Recognition*, pages 8568–8577, 2023. 6
- [40] Yuhao Zhu, Qi Li, Jian Wang, Cheng-Zhong Xu, and Zhenan Sun. One shot face swapping on megapixels. In *Proceedings of the IEEE/CVF conference on computer vision and pattern recognition*, pages 4834–4844, 2021. 3, 6