

The effects of interparticle cohesion on the collapse of granular columns

Ram Sudhir Sharma,^{1,*} Wladimir Sarlin,^{2,3} Langqi Xing,¹ Cyprien Morize,³ Philippe Gondret,³ and Alban Sauret^{1,†}

¹*Department of Mechanical Engineering, University of California, Santa Barbara, CA 93106, USA*

²*Laboratoire d'Hydrodynamique, CNRS, École polytechnique,*

Institut Polytechnique de Paris, 91120 Palaiseau, France

³*Université Paris-Saclay, CNRS, Laboratoire FAST, 91405 Orsay, France*

(Dated: February 13, 2024)

The presence of interparticle cohesion can drastically change the behavior of granular materials. For instance, powders are challenging to handle, and one can make a sandcastle using wet grains. In this study, we report experimental results for columns of model cohesive grains collapsing under their own weight in air and spreading on a rough horizontal surface. The effects of two different sources of interparticle cohesion on two collapse geometries are compared and rationalized in a common framework. Grains are made cohesive by adding a small amount of water, such that they are in the pendular state, or by applying a polymer coating. The effects of cohesion are reported for a cylindrical column that spreads unconfined axisymmetrically and a confined rectangular column that flows in a single direction. A dimensionless number, comparing macroscopic cohesive strength to particle weight, is shown to capture the effects of cohesion on the final morphology. To this end, a characterization of the cohesive strength of the granular materials is obtained, independent of the physical source of cohesion at the particle scale. Such a framework allows for a common description of cohesive granular materials with different sources of cohesion.

I. INTRODUCTION

Cohesion, or adhesive forces between particles, is ubiquitous in natural systems and observed in many industrial settings. In industry, the presence of cohesion can lead to problems in processing, such as reduced flowability and caking of powders [1]. Cohesion also results in the agglomeration of particles [2], which can be useful for some processes, such as powder coating [1]. Adhesive forces between particles can be caused by various physical mechanisms. In dry granular materials, inter-particle adhesion can be induced by electrostatic forces dependent on the surface properties of the particles or by Van der Waals forces [1]. The presence of moisture can result in capillary bridges between particles, where surface tension causes particles to attract [1, 3, 4]. These forces depend on the distance between particles. For an arbitrary assembly of cohesive particles, it is not always straightforward to discern what the primary source of cohesion may be. For instance, powders may be sticky due to both Van der Waals forces and capillary bridges [5].

In natural systems, such as soil, several sources of inter-particle adhesion may be at play simultaneously. Besides Van der Waals and capillary forces, the presence of bacterial biofilms [6] may cause adhesion. The presence of a wide variety of particle shapes can also modify bulk yield properties [7]. When cohesive soils are destabilized, for instance, as a result of rapid erosion due to drop impacts during heavy rainfalls [8, 9], large-scale mudflows, debris flows, or landslides can be triggered, carrying massive amounts of material over large distances. Many features of these complex geophysical flows are recovered when modeling them experimentally with granular media [10–12]. This is one reason why considerable progress has been made in the last two decades towards a description of granular media, especially by employing continuum approaches [13, 14] like the $\mu(I)$ rheology for dry cohesionless granular flows [15]. However, the possible extension of such approaches to cohesive granular materials remains elusive.

To obtain a better understanding of landslides at the laboratory scale, experiments of gravity-driven collapses of columns of cohesionless grains were first performed by Lajeunesse *et al.* [16], Lube *et al.* [17], and Balmforth and Kerswell [18]. Scaling laws based on these early studies were successfully applied, for instance, to describe the runout of large landslides on Mars [10]. Hence, for almost two decades, numerous studies have been dedicated to the collapse of dry cohesionless granular columns [13, 14, 19–23]. In this model experiment, a granular column of initial height H_0 and radius R_0 (for a cylindrical column) or width L_0 (for a rectangular column) is suddenly released and collapses under the effect of gravity. The cylindrical column relaxes unconfined on a flat surface, while the rectangular column spreads confined within a channel. When the final heap stabilizes, one can characterize the resulting deposit by two typical

* ramsharma@ucsb.edu

† asauret@ucsb.edu

lengths [17]: The final maximum height, H_∞ , and the runout distance ΔR_∞ (axisymmetric) or ΔL_∞ (quasi-two-dimensional). The runout is defined as the total distance traveled in the spreading direction, *i.e.*, $\Delta R_\infty = R_\infty - R_0$. The initial aspect ratio of the column, defined as $a = H_0/R_0$ (respectively, $a = H_0/L_0$ for the rectangular geometry), governs the final morphology of the deposit in both geometries by empirical piece-wise power laws [17, 19].

In the axisymmetric case, the final height rescaled by the initial radius, H_∞/R_0 equals a for small aspect ratios a and is roughly constant for larger a . For the quasi-2D geometry, the rescaled final height H_∞/L_0 was similarly found to be equal to a for small a , but scale with $a^{1/3}$ for large initial aspect ratio. In the small a cases, and for both geometries, the column only collapses on the edges, such that $H_\infty = H_0$. The rescaled runout in the axisymmetric case, $\Delta R_\infty/R_0$, was found to scale with a for small a , and with $a^{1/2}$ for large a , whereas for the 2D case $\Delta L_\infty/L_0$ was also found to scale with a for small a , and to evolve with $a^{2/3}$ for large initial a . The critical aspect ratios that mark the transitions between the collapse regimes were also found to differ between the two geometries [19]. The values for the scaling coefficients as well as the critical aspect ratios, and thus the power laws themselves, are dependent on the material and frictional properties of the grains [18, 23], and may also be impacted by the presence of some finite-size effects [24]. Many experimental studies [18, 22–28] and numerical simulations [13, 14, 21, 29–33] have since retrieved similar scaling behavior for cohesionless collapses. However, various granular flows involved in geophysical or industrial processes feature additional physical richness, which explains why the behavior of the granular collapse was found to be significantly altered in cases where the medium is fluidized [34], polydisperse [26, 35], or if adhesive forces exist between the particles [36–40]. In particular, cohesion is known to alter the rheological and mechanical properties of granular materials [41–43]. In the context of granular collapse, the effects of a small amount of water on the stability of a granular column has been of particular interest [44–47].

Modeling and controlling cohesion experimentally remains challenging. Following the common experience of building sandcastles, one method consists of mixing a certain amount of liquid with the grains to constitute an unsaturated wet granular medium [4, 48, 49]. Different mechanical properties are bestowed to the material depending on the fraction of liquid added to it $W\%$, which determines whether it belongs to the pendular, funicular, capillary, or slurry states (for increasing amounts of added fluid, respectively) [4]. In the pendular regime, the added liquid is contained within capillary bridges between particles, which holds them together and makes the material cohesive. This approach has been used to investigate the collapse of rectangular cohesive columns in both channelized [36–38] and unchannelized collapse geometries [39]. Artoni *et al.* [36] discussed the influence of cohesion on the final morphology of the deposit in terms of two parameters: a dimensionless Bond number Bo , which compares the effects of gravity and surface tension, and the relative mass of liquid added to the granular material, $W\%$. Santomaso *et al.* [37] compared the collapse of columns made of spherical beads to those made of natural polydisperse sand for various water contents and evidenced significant differences between them. More recently, Li *et al.* [38, 39] varied the aspect ratio a , the particle diameter d , and the added water amount $W\%$ for the channelized and unchannelized collapse of rectangular columns. These authors provide a phase diagram of the different collapse regimes: The continuous collapse (in the absence or the presence of a weak cohesion), the block collapse (cohesive case), and a stable region where no collapse occurs. For the unchannelized collapse of a rectangular column, Li *et al.* [39] propose scaling laws for the final morphology of the deposit, which capture the effects of $W\%$ and Bo and connect with the cohesionless case.

Another recent approach developed to produce cohesive grains consists of coating glass beads with a thin layer of polymers. Cohesion is controlled by tuning the coating thickness [50, 51]. For instance, this cohesion-controlled granular material (CCGM) has been used as a model material to study the effects of cohesion on erosion induced by turbulent air jets [52] and on the discharge of silos [53]. Compared to capillary bridges, this source of cohesion has the advantage of avoiding drainage and evaporation of the menisci, which could play a significant role over time. Gans *et al.* [40] have used such cohesive grains to study the stability and collapse of a confined rectangular column in the quasi-2D geometry. In this work, the authors combine experiments with numerical simulations based on a continuum model to discuss the stability and failure of quasi-bidimensional columns of cohesive grains. While not explicitly compared, the effects of cohesion provided in this study appear, at first glance, to be qualitatively similar to the morphology of deposits for wet grains in the pendular state, where ΔR_∞ is reduced while H_∞ becomes larger when the interparticle cohesive force increases. Other kinds of apparent cohesion have been used in geometries similar to collapsing columns. Sarate *et al.* [54], for instance, studied the deposition of flexible granular chains, showing where such systems display stability rather than spreading. Several studies have also demonstrated how the physical entanglement of dry particles can also display cohesion-like stability using a similar collapse geometry [55–57]. Overall, various experimental studies have investigated the influence of different sources of cohesion, but a common framework rationalizing the macroscopic observations remains elusive.

Numerical simulations have also been used to probe the role of cohesion on 2D collapses, using contact models of cohesion [58–61]. Abramian *et al.* [58] compared discrete simulations to a continuum model with cohesion and provided a framework to connect micro- and macro-scale effects for a rectangular channelized geometry. Furthermore, they also examined the correlation between roughness on the surface of the deposit and cohesive forces between the grains

[59]. Other numerical simulations, for instance, by Langlois *et al.* [60] for dry brittle cohesive columns and by Zhu *et al.* [61] for submerged ones, investigated the collapse process in the channelized rectangular configurations. These studies provided, among other insights, details into the internal structure of the collapsed pile and the trajectories and size of particle clusters.

Despite the recent research interest in the collapse of cohesive granular columns, several points remain elusive. In particular, it is unclear whether a common framework can capture the macroscopic effects of cohesion on the collapses regardless of the source of cohesion at the particle scale. The development of such a macroscopic framework is of great significance since cohesive granular assemblies encountered in natural environments can typically have several sources of cohesion acting simultaneously. In addition, most studies on cohesive collapses have focused on quasi-2D rectangular columns in a confined channel, while natural situations typically occur in a tri-dimensional context. In this regard, it is relevant to better understand unconfined situations and investigate whether the behavior observed in two-dimensional collapses applies to more realistic geometries.

In the present study, we report experiments on collapsing granular columns for various ranges of cohesion, grain size, and column geometries. We compare the effects of cohesion on the final morphology of deposits across the 3D axisymmetric and 2D channelized geometries, with a particular focus on the former. The initial aspect ratio a of the column and the cohesive forces between the grains are systematically varied. Two different sources of cohesion are considered: Wet granular material in the pendular state, where water is the wetting liquid, and a polymer coating applied to glass beads to obtain a CCGM. In Sec. II, we detail the experimental apparatus and methods. We then characterize the macroscopic cohesion from the two sources into a common framework in Sec. III. To this end, a dimensionless number Co , comparing the bulk cohesion to the particle weight, is constructed by performing yield strength measurements from independent experiments using a shear cell. Results of collapsing axisymmetric and rectangular columns and the morphology of the final deposits for both geometries are provided in Sec. IV. Finally, in Sec. V, the effects of cohesion on the piece-wise power laws are rationalized using the macroscopic cohesive number Co . An alternative interpretation of this dimensionless number as the ratio of the cohesive length to the grain diameter is also discussed, which enables us to connect the microscopic and macroscopic cohesion across the two collapse geometries.

II. EXPERIMENTAL METHODS

A. Experiment Setup

For the unconfined collapse of an axisymmetric column, a hollow poly-methyl methacrylate (PMMA) cylindrical shell is initially filled with grains of diameter d , as illustrated in Fig. 1(a). We use two different cylinders with internal radii, $R_0 = 4.2$ cm and 2.5 cm, respectively. By controlling the amount of grains filling each cylinder, we vary the initial height of the column H_0 . An identical loading procedure is used for both cohesionless and cohesive grains, even if the presence of cohesion leads to a slightly smaller volume fraction [51]. Grains are poured in using a funnel and gently flattened to resemble a cylindrical column without introducing any noticeable compaction. We use the cylinder of internal radius $R_0 = 4.2$ cm to make columns of aspect ratios $a \equiv H_0/R_0 \in [0.25, 6]$ and the cylinder of radius $R_0 = 2.5$ cm to make columns with $a \in [3, 10]$. This approach allows us to investigate a range of aspect ratios $a \in [0.25, 10]$, which is similar to most previous studies on the topic [16, 17, 19–21, 23, 24, 62]. Even for the largest grains used and the narrowest cylinder, $R_0/d \approx 25$, suggesting that the confinement effects remain negligible [63]. For each batch of grains (cohesionless or cohesive), a trial was repeated using both the narrowest ($R_0 = 2.5$ cm) and the widest ($R_0 = 4.2$ cm) cylinders for a between 3 and 6, to quantitatively ensure that no significant finite size effects were at play. The cylinder is connected to a pneumatic system, allowing for its rapid vertical translation over its full length at a velocity of order $2 \text{ m}\cdot\text{s}^{-1}$. At this velocity, the effect of the release does not influence the collapse dynamics [28]. The whole system is placed on a rough surface, made by gluing \sim one layer of grains of $d = 0.7$ mm on a large base. When the cylinder is lifted, the initial column follows an unconstrained collapse and spreads radially on the rough surface. Once the grains have come to rest, an axisymmetric deposit is observed, as illustrated by the dashed lines in Fig. 1(a). A camera images the collapse from the side [Fig. 1(b)]. For this geometry, the final height of the relaxed pile is denoted H_∞ and is located at the center, and the radial runout is denoted ΔR_∞ .

A PMMA tank is used for the channelized collapse of an initially rectangular column. A removable gate is used on one side to enclose a rectangular section of grains for the entire spanwise width of the tank (20 cm), and the bottom surface is coated with a layer of grains. A side view as imaged by a camera is schematized in Fig. 1(c). We then vary the two dimensions of the initial column, height H_0 and length L_0 , defining an aspect ratio $a \equiv H_0/L_0$ similar to the unconfined cylindrical geometry. For the experiments considered here, we use three initial lengths $L_0 = 1.6, 5,$ and 10 cm. We use $L_0 = 10$ cm to make columns of $a \equiv H_0/L_0 \in [0.25, 1.5]$; $L_0 = 5$ cm to make $a \in [1.5, 4]$; and $L_0 = 1.6$

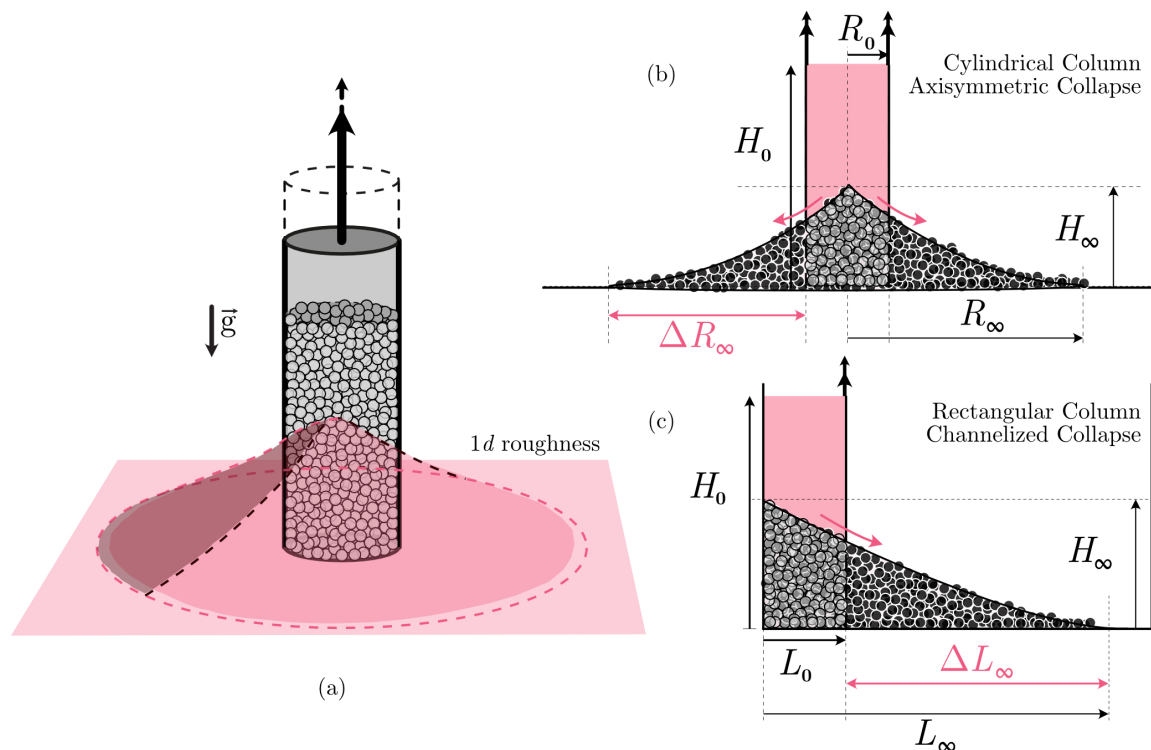


FIG. 1. (a) Schematic of the 3D axisymmetric experimental apparatus. A hollow cylinder is first filled with a granular material, then the cylindrical shell is rapidly lifted, which allows the grains to spread axisymmetrically on a horizontal surface under their own weight, as illustrated by the dashed lines. (b) Side view of the 3D axisymmetric setup showing the initial dimensions of the cylindrical column H_0 and R_0 , and the final height H_∞ and runout R_∞ of the relaxed pile. (c) Side view of the 2D channelized setup showing the initial dimensions of the rectangular column H_0 and L_0 , and the final deposit of final height H_∞ and runout distance $\Delta L_\infty = L_\infty - L_0$. The horizontal bottom surfaces for both cases are coated with one layer of glued grains.

cm to make $a \in [4, 12]$. We repeat some aspect ratios for different L_0 to confirm that the confinement effects remain small. Altogether, the range $a \in [0.25, 12]$ comprises a similar range to the axisymmetric geometry. The relaxing column is channeled by the width of the confining tank. The final height of the deposit is maximum at the back wall. The extensional runout is also measured similarly to the axisymmetric case, *i.e.*, $\Delta L_\infty = L_\infty - L_0$.

All columns are composed of glass spheres (Potters, Inc.) with density $\rho = 2.5 \text{ g.cm}^{-3}$, which can be made cohesive as discussed in the next section. In this study, we use four different grain diameters: $d = 1.1 \text{ mm}$ (\circ), $d = 0.7 \text{ mm}$ (\diamond), $d = 0.5 \text{ mm}$ (\square), and $d = 0.3 \text{ mm}$ (∇). Marker shapes shown in parentheses are used in all figures in the following to represent the corresponding grain size.

B. Cohesion Controlled Granular Material (CCGM)

We first create inter-particle cohesion through a polymer coating on the grains, following the approach of Gans *et al.* [51]. The cohesion is induced by a polyborosiloxane (PBS) coating on the glass beads, made of polydimethylsiloxane (PDMS) cross-linked with Boric Acid. More details on the manufacturing can be found in Ref. [51]. Grains made using this method are dry, and separating and re-attaching them does not affect their stickiness. We prepare three batches of CCGM, two corresponding to relatively small cohesions (made by coating $b \approx 100 \text{ nm}$ on grains of diameter $d = 1.1 \text{ mm}$ or $d = 0.7 \text{ mm}$), and a third CCGM with moderate cohesion for which grains are made of a thicker coating ($b \approx 300 \text{ nm}$ and $d = 0.7 \text{ mm}$). The physical properties of these grains can be found in Table I. The magnitude of the cohesive force is controlled by tuning the average coating thickness, b .

The precise physical origin of the cohesion observed for the CCGM is still not fully understood [51]. Indeed, for a short contact duration, Gans *et al.* described the cohesive force using a capillary model, from which one can infer that cohesion arises from the establishment of bridges between the grains. In this case, if the coating thickness b is below a certain value (which depends on the roughness of the grain), increasing it leads to an increase of the number of contact points, hence the overall cohesion force. All our considered CCGM for this study are in this regime. If b

d (mm)	Source	b (nm)	$W_{\%}$	$\langle\phi\rangle$	μ	τ_y (Pa)	Co
0.34 ± 0.04	-	0	0	0.60 ± 0.01	0.35 ± 0.02	0	0
1.08 ± 0.10	-	0	0	0.55 ± 0.01	0.35 ± 0.03	0	0
1.08 ± 0.10	CCGM	116	-	0.60 ± 0.01	0.33 ± 0.05	35 ± 20	2.2 ± 1.3
0.70 ± 0.05	CCGM	106	-	0.56 ± 0.01	0.43 ± 0.04	28 ± 10	3.0 ± 1.0
1.08 ± 0.10	Wet	-	0.5%	0.55 ± 0.02	0.35 ± 0.05	111 ± 13	7.5 ± 0.9
0.70 ± 0.05	CCGM	310	-	0.57 ± 0.01	0.27 ± 0.07	79 ± 31	8.1 ± 3.2
0.49 ± 0.04	Wet	-	0.5%	0.51 ± 0.04	0.46 ± 0.16	133 ± 42	20 ± 6.1

TABLE I. Physical details of the cohesive grains used in this study. The static properties ($\langle\phi\rangle$, μ , τ_y) are determined using the inclined shear cell. Solid fraction $\phi = V_{\text{solid}}/V_{\text{tot}}$ is measured for every trial and then averaged for a given cohesive granular material. The coefficient of friction, μ , and the yield stress τ_y are through the results of the shear cell using the Mohr-Coulomb failure criterion, as shown in Fig. 2.

exceeds a threshold, the roughness of the grains is screened by the coating, and additional complications may also be noticed when such grains are kept in contact for a large time, which seems to be due to an aging phenomenon such as the entanglement of PDMS polymer chains [51]. To ensure that aging does not play a significant role in our experiments, the same collapse experiments were tested by waiting a few seconds after preparing the initial column and another by waiting an hour. Both experiments led quantitatively to the same results.

While Gans *et al.* [51] provided an *ad-hoc* relationship between the cohesive force F_c and the coating thickness b , this relationship was not straightforwardly applicable to describe our grains with a Bond number. It is indeed possible to define a granular Bond number Bo as the ratio between the weight of a particle and the cohesive force using the *ad-hoc* expression of Ref. [51]. Nevertheless, in our experience, two manufactured CCGM with supposedly similar Bond numbers produced very different levels of cohesion for the range of grain sizes considered in this study. Thus, additional tests are required to determine the actual forces or the yield stresses to characterize CCGM. Section III discusses our tests to determine the yield stresses.

C. Wet Grains in the Pendular State

The second source of cohesion between the grains is induced by capillary bridges of deionized (DI) water [3, 4] with surface tension $\gamma_\ell = 72 \text{ mN}\cdot\text{m}^{-1}$ at ambient temperature. When the liquid bridges are small compared to the diameter of the grain d , the capillary force between two spherical particles is proportional to $\gamma_\ell d$ [4]. We define the mass liquid content in an unsaturated wet granular material as $W_{\%} = m_{\text{water}}/m_{\text{particles}}$ [36, 38, 39]. If all the liquid content in such a granular medium is confined to liquid bridges, the material is said to be in the pendular state [4, 48]. This situation also corresponds to the state of mixture between phases where the material has the largest cohesion [64], and maximum shear and elastic moduli [43].

To produce these grains, we first remove any moisture content by drying the grains in an oven. Then water is weighed and added to the grains once they have cooled altogether in a closed container, following Li *et al.* [38]. The closed container containing grains and water is placed on a mixer for 5 minutes to ensure the water is homogeneously mixed with the grains before moving into the column. In preliminary experiments, the grains are moved between containers to estimate the water content lost in moving grains into the experimental apparatus by adhesion to the surface of the container (approx. 2% by mass). Consequently, this much extra water mass is added to prepare our cohesive grains [38, 64].

Artoni *et al.* [36] showed that the effects of such cohesion on the final morphology of the 2D channelized deposit can be rationalized by a group of dimensionless numbers, $\text{Bo}^{-1} W_{\%}^{2/3}$ consisting of the granular Bond number, Bo and the liquid content $W_{\%}$. The granular Bond number is defined as [36]:

$$\text{Bo} = \frac{F_w}{F_c} = \frac{\rho g d^2}{\gamma_\ell}, \quad (1)$$

where ρ is the particle density and g is the acceleration due to gravity. Li *et al.* [39] also rationalized the final morphology of unchannelized collapse of rectangular columns using this dimensionless group. For our study, we seek to minimize any viscous dissipation, and consequently, the attempt is made to keep $W_{\%}$ as small as possible while ensuring a homogeneous mixture of grains and fluid. Altogether, for grains in the pendular state, we report experiments with two grain sizes ($d = 0.5 \text{ mm}$ or 1.1 mm) and for which $W_{\%} = 0.5\%$. Increasing grain size corresponds to an increase in the Bond number and, thus, to a less cohesive system.

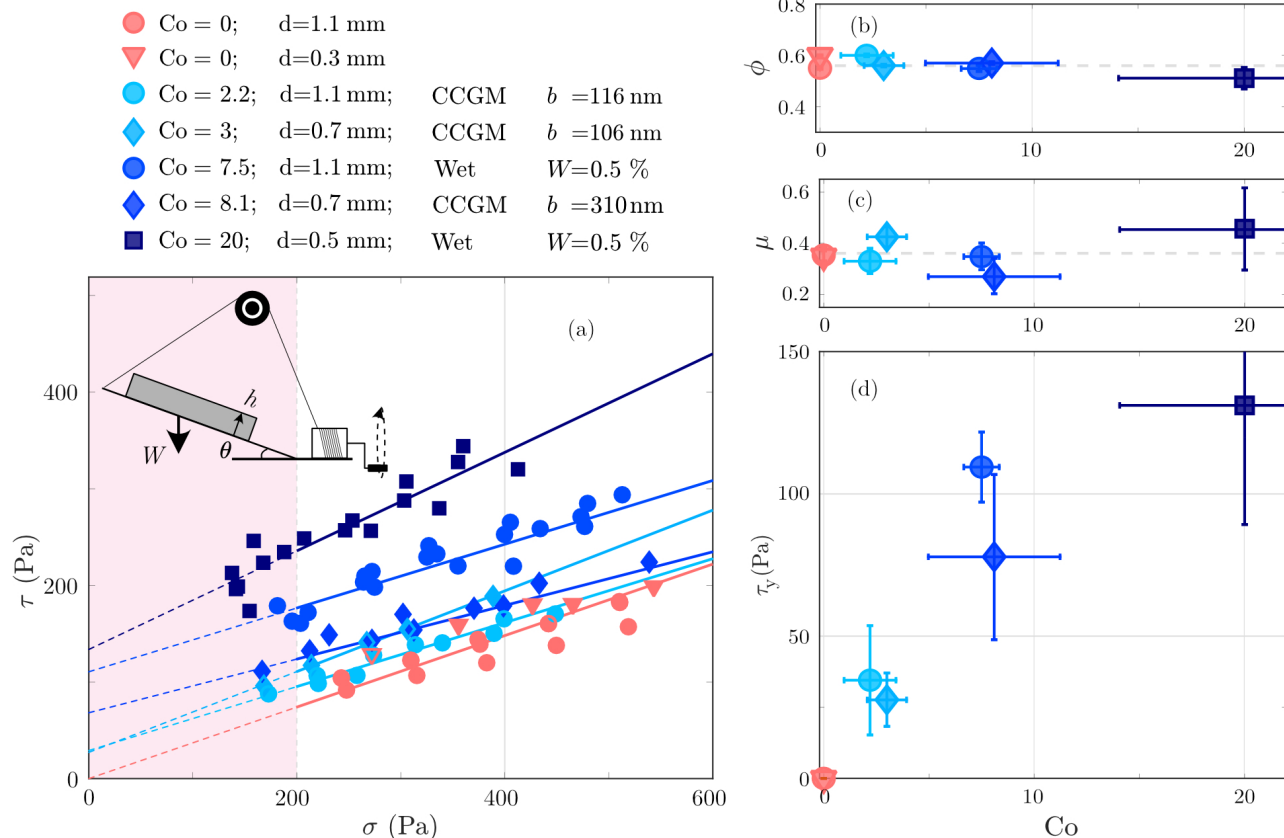


FIG. 2. (a) Inset: Schematic of the inclined plane setup. By changing the height h , the weight W can be changed and controlled. Main figure: Shear and normal stresses τ and σ , respectively, corresponding to each failure experiment for all the tested grains. The best fits of the yield curves, which are shown in solid lines, are used to estimate the yield stress τ_y and the friction coefficient μ using the Mohr-Coulomb failure criterion from Eq. (2). (b) Measured volume fraction ϕ from the shear cell experiments for our range of grains as a function of Co [as defined in Eq. (3)]. ϕ is averaged from all the trials, and the standard deviation from this average is the associated uncertainty. The evolution of the friction coefficient μ and the yield stress τ_y as a function of Co are shown in (c) and (d), respectively. The uncertainties in both subfigures show the variation of fits.

III. CHARACTERIZATION OF COHESIVE STRENGTH

As we shall see later, our experiments suggest that the final deposits of some cohesive columns made with grains using different sources of cohesion and grain sizes are very close. For instance, glass beads of $d=1.1$ mm and $W\% = 0.5\%$ exhibit very similar behavior to that of a CCGM of diameter $d=0.7$ mm and $b \approx 300$ nm. Independent measurements of cohesive yield stresses are carried out using a shear cell to compare the macroscopic behavior of different materials. A similar approach was considered by Santomaso *et al.* [37] to compare collapses of rectangular columns made of wet spherical beads and calcium carbonate (coarse sand), where no straightforward expression could be derived for the cohesion force to be used in the Bond number description.

The shear cell is used to evaluate the cohesion for each granular system based on the Mohr-Coulomb failure criterion (the simpler model for granular plasticity) [42, 65]. The yield stress described through this criterion is a measure of internal failure within a granular bulk. At a point of failure, the state of stresses on the failing plane must overcome the effects of friction, having accounted for cohesion. Measurements of shear and normal stress configurations at failure are used to estimate the yield locus. Within this framework, a cohesive material will yield when the applied shear τ reaches:

$$\tau = \mu \sigma + \tau_y, \quad (2)$$

where σ is the normal stress, μ is the coefficient of internal friction, and τ_y is the cohesive yield strength of the material. Richefeu *et al.* [64] use a rectangular shear cell to characterize the shear strength of wet granular materials.

Here, similar to Gans *et al.* [51], we use an inclined plane apparatus.

We start with a cohesive granular bed placed in a cell of fixed basal surface S (length 20 cm, width 10 cm), whose height h is varied between tests. The bottom surface of the cell is coated with a layer of grains of the same diameter as the grains being tested [51]. Since the failure occurs on this bottom plane, this coating ensures the grains do not slide. The cell is initially filled with the cohesive material. The top plane remains open, and coincides with the cell's height. The bed is weighed before an experiment, and since the internal volume and weight of the empty cell are known, we obtain the volume fraction ϕ of the tested material. The filled cell is placed on an inclined plane, as illustrated by the schematic of the setup shown in the inset of Fig. 2(a). The downstream side of the box is opened such that the grains are free to fall without any restriction as the system is inclined at a continuous rate. As the angle θ increases, the magnitude of normal stresses on the bottom surface of the cell decreases, while the shear stresses increase until the material yields at a critical angle, θ_c . Since we measure the initial weight of the bulk of grains, $W = \phi \rho g h S$, at the point of failure, the normal stress on the bottom surface is $\sigma = W \cos \theta_c / S$ and the shear stress is $\tau = W \sin \theta_c / S$. By changing the height h of the initial bed of grains, we change W and thus the angle at which the avalanche is triggered. While local collapses do occur at the opening of the downstream side, the plane used is large enough that the area affected is small compared with bulk. For each set of grains, at least five different heights are used. The results are reported in Fig. 2(a), with the best fits of the data using Eq. (2) also shown. The intercept is τ_y , and the slope is a measure of the coefficient of internal friction, μ . The yield locus displays some non-linearity when the normal stresses are small, typically for $\sigma < 200$ Pa here. A similar behavior was reported by Richefeu *et al.* [64], and following their approach, the fits do not include these points. Additionally, it should be noted that this shear cell technique is ill-suited to measure failure for cohesionless grains, as the free surface always approximately exhibits the angle of repose. This explains the wide range of data for our cohesionless points, and for simplicity, $\tau_y = 0$ is enforced for this case.

The values of τ_y measured from these tests are used to classify our cohesive granular materials on a common scale. Santomaso *et al.* [37] suggested that τ_y can be used to explain the effects of cohesion on collapse. However, anticipating the discussion given in the next section, the cases reported in Figs. 5(b) and 5(c) correspond to two different τ_y , despite producing quantitatively similar final deposits for all aspect ratios. The yield loci for these two grains are marked in indigo on Fig. 2(a) for the wet grains (\circ) and the CCGM (\diamond). It shows that the yield stress is not adequate independently to describe the effects of cohesion on collapse. The additional effects of grain size on the final morphology, which is demonstrated later in the present study, were likely unnoticed by Santomaso *et al.* [37] since coarse sand and glass beads of roughly equal size were used in their experiments.

Rather than considering the effects of cohesion at the scale of an individual bond, τ_y measures the cohesion within a static bulk of cohesive grains. Gans *et al.* [51] have shown for CCGM that the cohesive force scales as $F_c \sim \tau_y d^2$, where d is the grain diameter. In the case of wet grains, Pierrat and Caram [66] derived a relation from Rumpf's model for the tensile strength σ_t in terms of the attractive force F_c between grains and their diameter and find $F_c \sim \sigma_t d^2$, which is further elucidated by Richefeu *et al.* [64] for additional particle properties. σ_t is a measure of the tensile strength and represents the resistance of individual bonds to traction [37]. The tensile strength scales as the cohesive yield stress, with a numerical prefactor related to the internal angle of friction [42]. Most importantly, this implies that one can use τ_y to estimate the average cohesion force at the scale of the grain as $\langle F_c \rangle \sim \tau_y d^2$, independent of the source of cohesion for these two cases, and measured only through its bulk failure. Consequently, we define a cohesion number using this average description of forces:

$$\text{Co} \equiv \frac{\langle F_c \rangle}{\langle F_w \rangle} \cong \frac{\tau_y d^2}{\phi \rho g d^3} = \frac{\tau_y}{\phi \rho g d}, \quad (3)$$

Here, we reversed the numerator and denominator compared to the definition of the Bond number, such that a more cohesive granular bulk corresponds to a larger value of Co. Consequently, we expect $\text{Co} \sim \text{Bo}^{-1}$. Since we are considering the average cohesion force in the bulk, we similarly consider the bulk weight at the scale of the grain, $\langle F_w \rangle \sim \rho_b g d^3$, where $\rho_b = \phi \rho$ is the bulk density. Despite not knowing the numerical prefactors to resolve the forces individually, the expression here is readily comparable for all our cohesive grains since τ_y and ϕ can be measured experimentally. This description can also be interpreted as a balance of relevant length scales, as it is discussed later in section V.

The values of Co for all tested grains are compiled in Table I. Altogether, the cohesive effects can be broadly categorized as the following: (i) cohesionless grains; (ii) small cohesion - CCGM; (iii) moderate cohesion - our most cohesive CCGM, and the less cohesive wet grains; (iv) large cohesion - our most cohesive wet grains. Since the bulk cohesion description also accounts for the change in grain size, we refer only to the cohesive number Co for brevity in what follows. Fig. 2(b) shows the average volume fraction $\langle \phi \rangle$ measured per grain species from measurements prior to the start of each test in the shear cell. Error bars on this plot are the standard deviations of the measured ϕ for each kind of cohesion. For our range of Co and grain size, observed ϕ for all the grains are similar, with an

overall mean value $\langle\phi\rangle = 0.56 \pm 0.02$, corresponding to loose packings. A slightly lower $\langle\phi\rangle$ is observed, however, for the largest cohesion considered here. In Fig. 2(c) and 2(d), the values of μ and τ_y are shown, respectively, as a function of Co. Error bars, in these plots, show uncertainties from the fit. The friction coefficient μ is roughly constant ($\langle\mu\rangle = 0.36 \pm 0.01$) for our range of experiments, however a wider scatter of the data is noticed for larger cohesion. In Fig. 2(d), the two grains with moderate cohesions (Co = 7.5 and 8.1) correspond to different yield stresses, but have a similar overall Co. In addition, the two wet grains (for which Co = 7.5 and 20) correspond to similar yield stresses but are quite different qualitatively. This difference is, again, captured in the definition of the cohesive number Co since smaller d results in a larger Co.

IV. RESULTS

A. Dynamics: Phenomenology of 3D Collapse

In what follows, we investigate the collapse of cohesive granular columns, by varying both the initial aspect ratio $a = H_0/R_0$ and the value of the cohesive number Co. For all aspect ratios considered in this study, once released, unstable columns spread unconfined for approximately 0.5 s before coming to rest. To illustrate the collapsing column, a selection of the side profiles is shown in Fig. 3. We show three cases, for which $H_0 < R_0$ ($a = 0.5$), $H_0 \gtrsim R_0$ ($a = 2.0$) and $H_0 \gg R_0$ ($a = 10.0$) in Figs. 3(a)-(c), respectively. For each a , a cohesionless collapse (*i.e.*, Co = 0.0), a moderate cohesion (Co = 8.1), and our most cohesive grains tested (Co = 20) are shown. Frames captured every successive 1/30 s after the cylindrical shell begins lifting are presented. Complete videos of these collapses are available in supplemental materials. In the cohesionless case, the removal of the cylinder causes the outermost layer of grains to be disturbed by friction on the cylinder wall, which is highlighted by roughness of significant amplitude in some early profiles. Still, as these grains collapse, the deposits exhibit a smooth final surface. However, roughness is seen on the surface of the final deposits of cohesive grains at the end of the dynamics. Major roughness is also present for small a in the cohesive cases, where agglomerates fall off from the sides of the column. The collapsing column spreads less for more cohesive grains, as expected.

From the side profiles, we extract the time evolution of the granular front at the base of the column, $R(t) - R_0$. In Figs. 4(a)-(c), we show the radial evolution corresponding to $a = 0.5, 2.0$, and 10, respectively, for all cohesion tested. Error bars indicate the difference between the left and right profiles seen by the camera, the average of which is taken to be the radial front. In these plots, $t = 0$ s is denoted as the time corresponding to the first frame where the cylindrical enclosure begins to be lifted. Time on these axes thus shows the time since the grains are free to start moving. For Fig. 4(a), where $a = 0.5$, the most cohesive case Co = 20 shows no radial change at all, as the column is stable [as illustrated, for instance, in Fig. 3(a)]. For Co = 8.1, the column initially holds steady and then collapses after some delay. Particularly for the larger aspect ratios, as shown in Figs. 4(b) and 4(c), the evolution of the radial front is well described by a straight line (*i.e.* a constant velocity), with brief acceleration and deceleration phases. The acceleration and deceleration stages at the start and the end of the spreading are even less pronounced for more cohesive grains. The slope is used to determine the average velocity of the front, v_f , as marked in Fig. 4(c), which appears smaller for collapses with larger cohesion.

B. Morphology of Final Deposits

Examples of the axisymmetric deposit, once the granular collapse has finished, are shown in Fig. 5 for a few cohesion numbers, Co, and initial aspect ratios, a . For each image, the initial radius of the column is $R_0 = 4.2$ cm, and all pictures share the same scale. Fig. 5(a) shows collapses of cohesionless grains, and the circumference of the confining cylinder is penciled in to show its relative size. Figs. 5(b)-(d) show collapses of Co = 7.5, 8.1 and Co = 20 grains, respectively. For aspect ratio $a = 1$, the final height $H_\infty = H_0$ for these cohesions, while $H_\infty < H_0$ for Co = 0, suggesting cohesion affects the critical aspect ratio separating partially and fully collapsing regimes, $a_{c,H}$.

In the first regime, *i.e.*, for $a < a_{c,H}$, the presence of cohesion can lead to two different kinds of collapse. In some combination of parameters, particularly large Co and small a , collapse do not occur at all (*e.g.*, $a = 0.5$ and 1 for Co = 20), akin to stable columns in sandcastles. When cohesive grains do collapse in this regime, the collapse is irregular and often not symmetric - agglomerates of different sizes fall off the column in blocks. These observations are reminiscent of recent experiments for the unchannelized collapse of rectangular columns of wet grains in the pendular state performed by Li *et al.* [39]. For large aspect ratios, where $a > a_{c,H}$, the final deposits display some memory of the initial cylinder on the top surface as a crown-like shape on the final deposit (*e.g.*, Co = 7.5 and 8.1 and $a = 2.0$). For large cohesion and aspect ratios (*e.g.*, Co = 20 and $a = 5.0$), the final deposit displays clear crack-like striations,

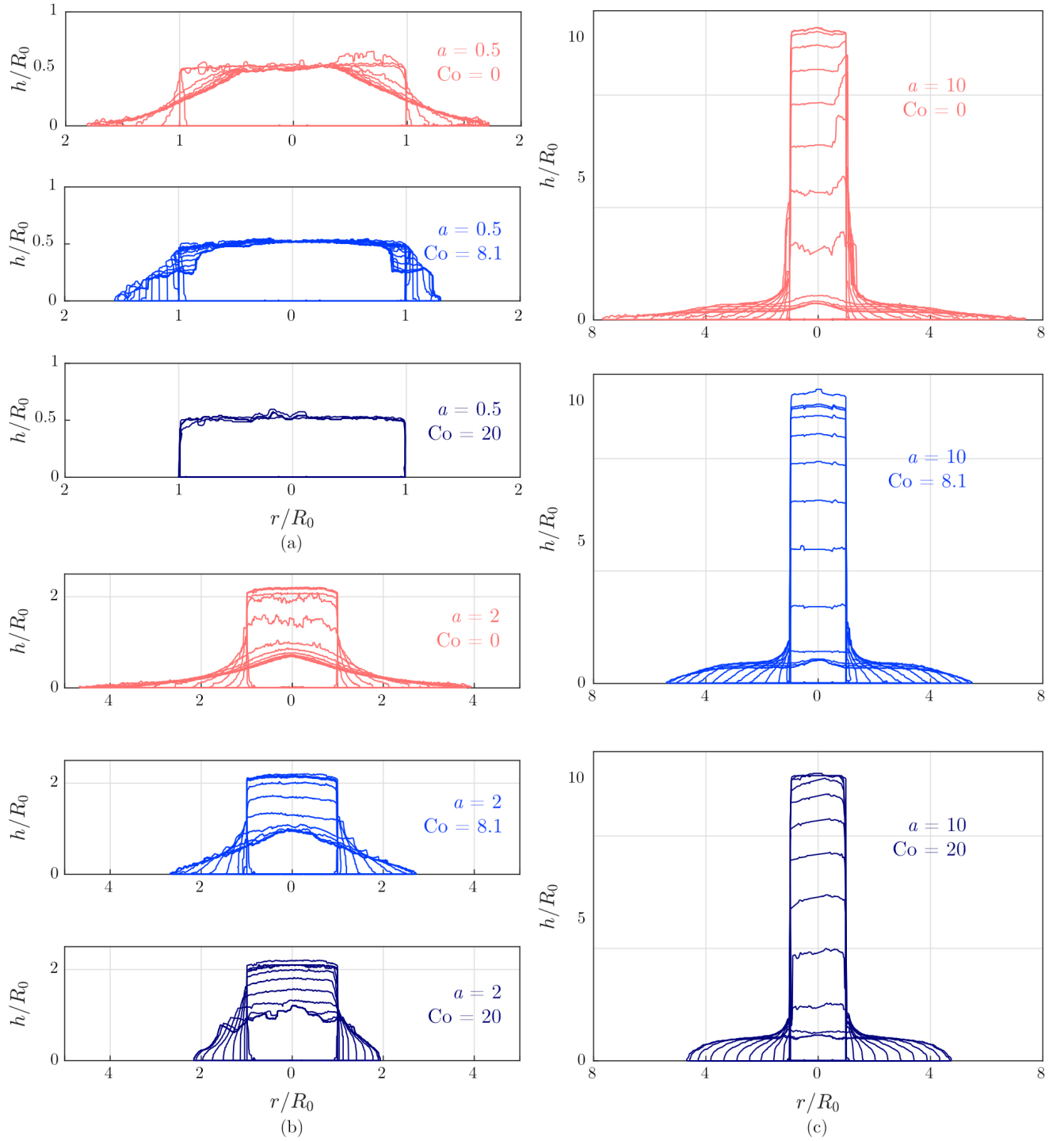


FIG. 3. Side profiles of the cylindrical column collapsing axisymmetrically for various initial aspect ratios, a , and cohesions, Co , taken every 0.03 s. (a) $a = 0.5$, (b) $a = 2$ and (c) $a = 10$. For each a , we report collapses with cohesionless grains, *i.e.*, $Co = 0$, a medium cohesion with $Co = 8.1$ and with our most cohesive grains with $Co = 20$. The corresponding videos are available in supplemental materials.

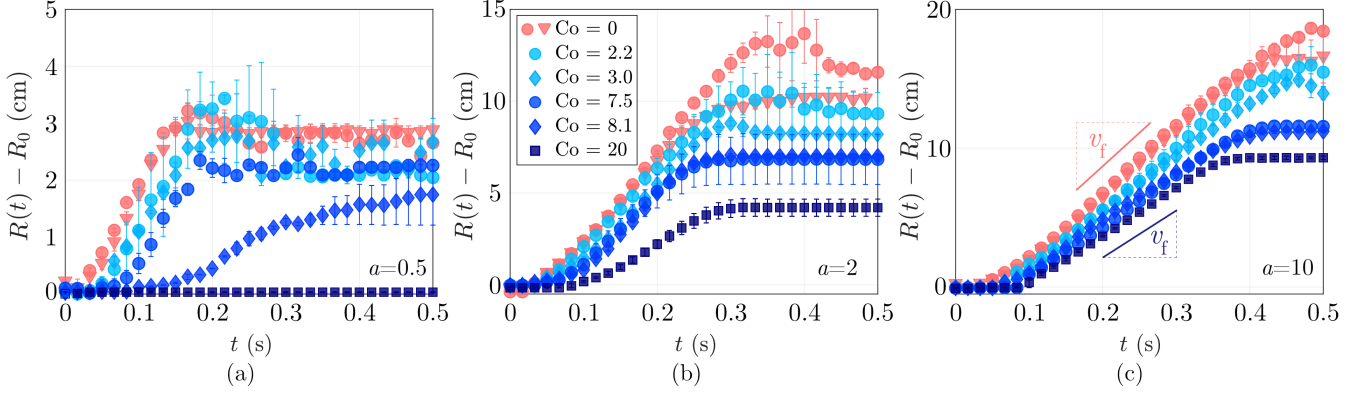


FIG. 4. Time evolution of the spreading radius for the axisymmetric collapse of cylindrical columns after triggering the withdrawal of the confining cylinder. (a) $a = 0.5$, (b) $a = 2.0$, and (c) $a = 10$ for our full range of cohesion. These cases correspond to the evolutions shown in Fig. 3 with additional intermediate cohesion values.

which appear during spreading. The significant roughness, and sometimes cracks, visible on the morphology for the cohesive cases seems to be the consequence of the collapse dynamics, as it is more pronounced for higher aspect ratios (*i.e.*, for high inertia of the grains during collapse), and may depend on the source of cohesion. Indeed, a closer inspection of Fig 5(b) and 5(c) reveals that the spatial distribution of roughness differs between wet grains and CCGM, so does the corona-like shape on the final deposits for $a = 2$: While it is almost continuous for wet grains ($Co = 7.5$), in the case of CCGM ($Co = 8.1$) it consists of a ring of singular agglomerates. The investigation of these aspects is beyond the scope of the present study as it would require finer measurements of the surface roughness.

In all cases, cohesion reduces the overall spread of a deposit compared to cohesionless columns of the same initial dimensions. The final deposits also display some roughness on the free surface as a consequence of these materials being able to sustain tensile stresses for some grain layers below the free surface [42, 59]. The effects of cohesion on the surface roughness on the final deposit of a 2D collapse were recently studied using numerical simulations by Abramian *et al.* [59], where more cohesive grains typically lead to a rougher final deposit.

The final height H_∞ and the runout $\Delta R_\infty = R_\infty - R_0$ (for the axisymmetric case) or $\Delta L_\infty = L_\infty - L_0$ (for the rectangular geometry) of the deposits are measured from the profiles once the grains have stopped spreading. The pile reaches its relaxed state approximately 0.5 s after the cylinder begins to be lifted and does not undergo any noticeable changes in the next few minutes. Lube *et al.* [17], and Lajeunesse *et al.* [16] have shown these length scales of the final deposit to depend on the initial aspect ratio $a = H_0/R_0$ (or H_0/L_0) of the column for both these geometries in the case of cohesionless grains. The influence of a on H_∞ and ΔR_∞ , when those two lengths are rescaled by the initial radius R_0 (or width L_0 in two dimensions), is shown to be captured by empirical piece-wise power laws of the form [19]:

$$\frac{H_\infty}{R_0} = \begin{cases} a & \text{for } a \lesssim a_{c,H}, \\ \alpha & \text{for } a \gtrsim a_{c,H}, \end{cases} \quad \frac{\Delta R_\infty}{R_0} = \begin{cases} \beta a & \text{for } a \lesssim a_{c,\Delta}, \\ \gamma a^{1/2} & \text{for } a \gtrsim a_{c,\Delta}, \end{cases} \quad (4)$$

for the axisymmetric setup, and

$$\frac{H_\infty}{L_0} = \begin{cases} a & \text{for } a \lesssim a_{c,H}, \\ \delta a^{1/3} & \text{for } a \gtrsim a_{c,H}, \end{cases} \quad \frac{\Delta L_\infty}{L_0} = \begin{cases} \varepsilon a & \text{for } a \lesssim a_{c,\Delta}, \\ \zeta a^{2/3} & \text{for } a \gtrsim a_{c,\Delta}, \end{cases} \quad (5)$$

for the rectangular case. Note that the critical aspect ratios $a_{c,H}$ and $a_{c,\Delta}$ differ between the two scalings (4) and (5) according to Lajeunesse *et al.* [19]. The values for the numerical prefactors α , β , γ , δ , ε , and ζ , as well as those of the critical aspect ratios $a_{c,H}$ and $a_{c,\Delta}$ marking the transitions between the collapse regimes, are known to depend on the material and frictional properties of the grains [18, 23]. Figs. 6 and 7 show the rescaled length scales H_∞/R_0 and $\Delta R_\infty/R_0$ (resp. H_∞/L_0 and $\Delta L_\infty/L_0$) of the final deposits of all our experiments for the axisymmetric and rectangular geometries, respectively. Special attention is brought to the trends of $Co = 7.5$ and 8.1 , which correspond to two granular systems having different sources of cohesion and grain sizes yet lead to similar results for the entire range of tested a . This is further evidence for the relevance of using an average cohesion description since this suggests a bulk description such as that the cohesive number Co can capture the macroscopic effects of cohesion on collapse.

In Figs. 6(a) and 6(b), we show measurements of the rescaled height and runout of the final deposit of the




FIG. 5. A top view of the relaxed piles for a selection of aspect ratios a and cohesive numbers Co . (a) $Co = 0$, with a trace of the initial cylindrical column of radius $R_0 = 4.2$ cm shown. (b) and (c) correspond to moderate cohesions for wet grains ($Co = 7.5$) and CCGM ($Co = 8.1$), respectively, and lead to similar results. (d) $Co = 20$ corresponds to the most cohesive grains used in this study. A common scale bar is shown, corresponding to 10 cm.

axisymmetric collapse as a function of a for the range of cohesive grains considered. In the case of the ratio H_∞/R_0 presented in Fig. 6(a), two regimes are clearly visible and are separated by a critical aspect ratio $a_{c,H}$. For $a < a_{c,H}$, some central portion of the column does not participate in the collapse, and consequently, $H_\infty = H_0$. We determine $a_{c,H}$ as the average of the largest a for which $H_\infty = H_0$ and the smallest a for which $H_\infty < H_0$. Another method to estimate $a_{c,H}$ would be to consider the intersect of a plateau with the line $H_\infty/R_0 = a$. However, this approach could lead to some discrepancies if the resulting values do not follow a plateau. For cohesionless grains (*i.e.* $Co = 0$), experiments were done with grains of size $d = 1.1$ mm (\circ) and $d = 0.3$ mm (∇) and $a_{c,H}$ is found to be 0.71, in close agreement with Lajeunesse *et al.* [16] who found $a_{c,H} = 0.74$ with similar sized grains for the axisymmetric collapse.

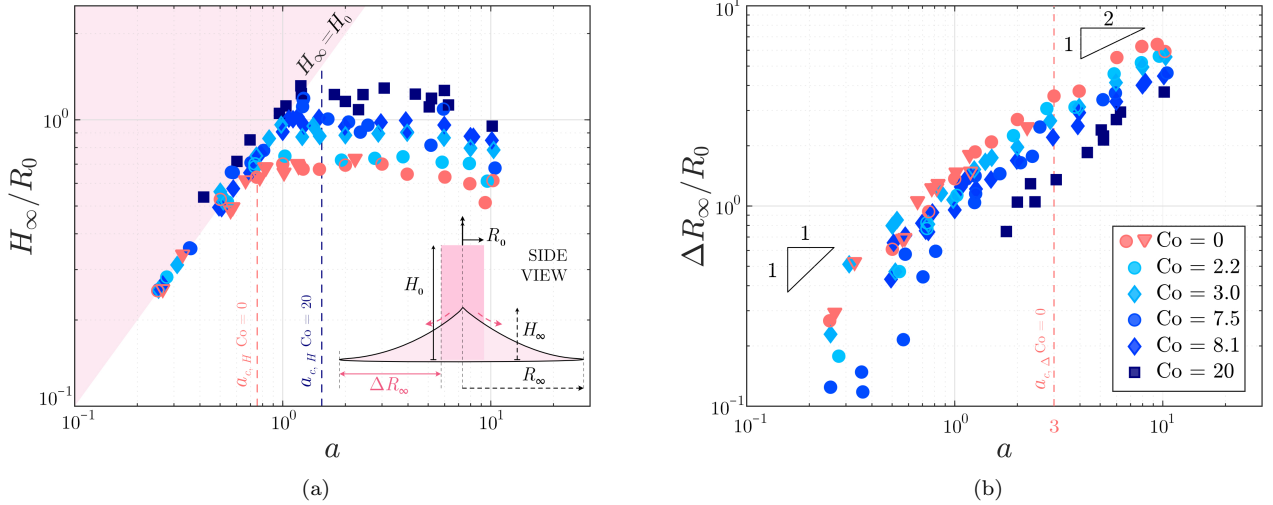


FIG. 6. Final extent of the deposit for a 3D cylindrical column of grains collapsing axisymmetrically for a range of initial aspect ratios a and cohesions Co . (a) Final rescaled height H_∞/R_0 as a function of a for all investigated values of Co . The critical aspect ratio $a_{c,H}$ separates the two trends as formulated in Eq. (4). $a_{c,H}$ for cohesionless grains and for the most cohesive grains tested are both marked by dashed vertical lines. The shaded region corresponds to $H_\infty > H_0$, which is not physically possible since the column cannot stretch. (b) Evolution of the rescaled radial runout, $\Delta R_\infty/R_0 = R_\infty/R_0 - 1$ as a function of a for the tested Co . $a_{c,\Delta} = 3$ is shown by the dashed line separating the two power-law trends for the cohesionless grains. Stable columns, *i.e.*, columns for which $R_\infty = R_0$ do not appear on this plot.

The transition between the two regimes, $a_{c,H}$, then increases for more cohesive grains, e.g., $a_{c,H}$ for $Co = 20$ is found to be 1.50, and is marked in Fig. 6(a) with a dashed line. The variation of $a_{c,H}$ for our range of cohesive number Co is shown in Fig. 8(a). Since dry columns cannot stretch, $H_\infty = H_0$ demarcates a physical limit on the final height: the corresponding non-physical region $H_\infty > H_0$ is shaded in the figure. For our largest cohesion ($Co = 20$), minor stretching is noted as cohesion allows the column to sustain extensional stresses when the cylinder is removed. For $a > a_{c,H}$, all the relaxed piles exhibit a plateau value of H_∞/R_0 , independent of the initial aspect ratio and obtained by fitting H_∞/R_0 for all the values of $a > a_{c,H}$ for each cohesive material. For $Co = 0$, α is found to be 0.66 ± 0.03 from the fit, in reasonable agreement with Lajeunesse *et al.* [16] who found $\alpha = 0.74$. A full list of $a_{c,H}$ and α for all the tested cohesive grains is provided in Table II.

Similarly, $\Delta R_\infty/R_0$ displays two trends with the aspect ratio a , as shown in Fig. 6(b). The separation between the two regimes defines a second critical aspect ratio $a_{c,\Delta}$. Following Lajeunesse *et al.* [16], we use $a_{c,\Delta} = 3$ for our cases as well since the behavior is systematic beyond this threshold for all our grains and because the effects of cohesion on $a_{c,\Delta}$ are less obvious than for the relative final height. For $a \lesssim a_{c,\Delta}$, a linear trend is observed such that $\Delta R_\infty/R_0 = \beta a$, where β is a numerical prefactor, as has been suggested by Lube *et al.* [17] based on scaling arguments. For $a \gtrsim a_{c,\Delta}$, $\Delta R_\infty/R_0 = \gamma a^{1/2}$, where γ is another numerical prefactor. Fitting our cohesionless data to these power laws leads to comparable values of β and γ to those found in previous studies [17, 19, 27]. The presence of cohesion reduces the radial spread of the pile in both regimes, analogous to observations reported in other geometries [36, 38–40]. A scattering of the data is observed for small aspect ratios $a < a_{c,\Delta}$. Indeed, in these cases, we observe agglomerates of grains falling off the column, resulting in some associated randomness with such collapses. However, it is observed that, at first order, cohesion only shifts the curves, with no major modification of the followed trends in the investigated range of Co , except for the most cohesive case where $Co = 20$. This suggests that, overall, cohesion essentially affects the numerical prefactors of the scalings given by Eqs. (4). In what follows, we thereby assume that this is effectively the case, so that even for cohesive grains we will apply similar fits as those given by Eq. (4). The prefactor values of β and γ obtained by doing so are provided in Table II for all our grains. This assumption, and its relevance, are discussed in more detail in Appendix A.

In Figs. 7(a) and 7(b), the respective measurements of H_∞/L_0 and $\Delta L_\infty/L_0$ from the channelized rectangular collapses are shown. For the rescaled final height in Fig. 7(a), the two pieces are again clearly separated by a critical aspect ratio, $a_{c,H}$. $a_{c,H}$ for $Co=0$ is found to be 0.84, in close agreement with previous experiments in this geometry [19]. Similar to the axisymmetric case, the value of $a_{c,H}$ is larger for more cohesive grains, as shown in Fig. 8(e).

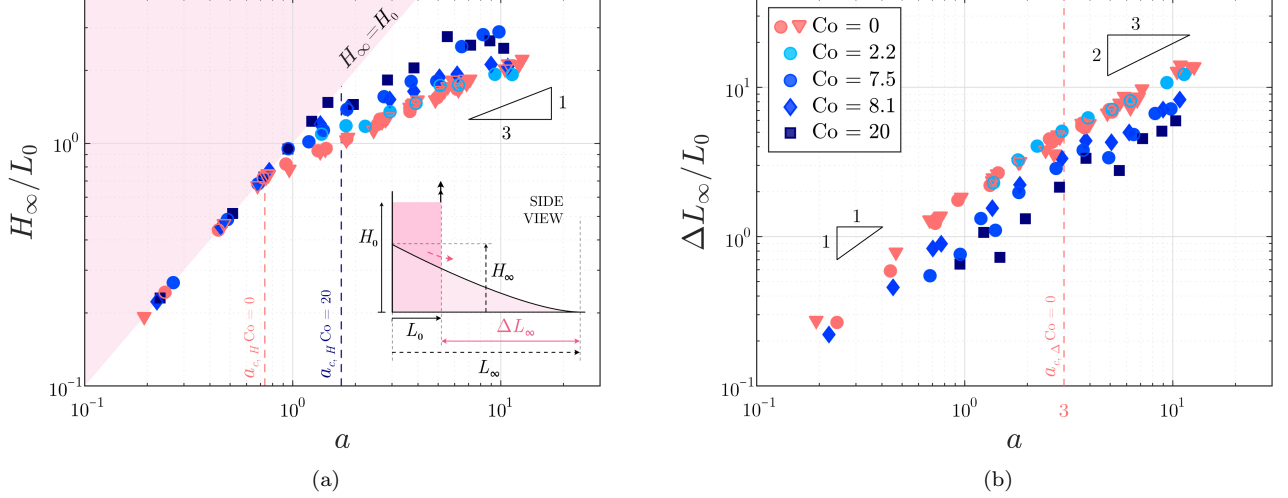


FIG. 7. Final extent of the deposit for a 2D rectangular column of grains collapsing in a constrained channel for a range of initial aspect ratios a and cohesions Co . (a) Final rescaled height H_∞/L_0 as a function of a for all Co tested here. The critical aspect ratio $a_{c,H}$ separates the two trends as formulated in Eq. (5). $a_{c,H}$ for cohesionless grains and the most cohesive grains tested are both marked by dashed vertical lines. The shaded region corresponds to $H_\infty > H_0$, which is not physically possible since the column cannot stretch. (b) Evolution of the rescaled axial runout, $\Delta L_\infty/L_0 = (L_\infty - L_0)/L_0$ as a function of a for the tested Co . $a_{c,\Delta} = 3$ is shown by the dashed line separating the two power-law trends for the cohesionless grains. Stable columns, *i.e.*, columns for which $L_\infty = L_0$ do not appear on this plot.

For $a > a_{c,H}$, the final re-scaled height was fitted by a power law of the form $H_\infty/R_0 = \delta a^{1/3}$, where δ is a numerical prefactor [19]. The value of δ for $Co = 0$ is found from fitting to be $\delta_0 = 0.91 \pm 0.02$, and increases with Co . Likewise, for this geometry, we suggest that the effects of cohesion are mainly captured by changes in the prefactors for the scaling laws of the rectangular collapse, a point that is also discussed in Appendix A.

The rescaled channelized runout distances are shown in Fig. 7(b). Similar to the axisymmetric case, $a_{c,\Delta}$ is kept fixed at a value of $a_{c,\Delta} = 3$, following Lajeunesse *et al.* [19]. Fitting the piece-wise power law from (5) for cohesionless grains, we obtain ε_0 and ζ_0 to be 1.71 ± 0.01 and 2.43 ± 0.07 respectively, in good agreement with literature on this geometry. In summary, cohesion reduces the spreading of all columns. Table IV summarizes the details of the fits for the range of cohesive grains tested.

V. DISCUSSION

A. Effects of Cohesion on Final Morphology

Altogether, inter-particle cohesion affects the velocity of the spreading grains, the overall spread, the shape of the final deposit, and the roughness of the free surface. Effects of cohesion on the final deposit across both collapse geometries are found to depend on the cohesive number, Co , which relates the macroscopic cohesion to grain-scale properties. In this section, the effects of cohesion on the final morphology are quantified and related to the value of Co .

The power laws of Eqs. (4) and (5), derived by Lajeunesse *et al.* [19], are used to describe the final deposit. The corresponding numerical coefficients associated with each cohesion are listed in Table II for the axisymmetric geometry and in Table IV for the rectangular case. Figs. 8(a) and 8(e) show that for both 3D and 2D geometries, larger cohesion leads to larger critical aspect ratios $a_{c,H}$. In Fig. 8(b), values of α for our cohesive grains are normalized by α_0 , where $\alpha_0 = \alpha_{Co=0}$, and shown as a function of Co . A good collapse of the data is observed, which motivates the use of a linear fit applied to the experimental points to capture the evolution of the plateau α with Co . Similarly, for the 2D case presented in Fig. 8(f), the evolution of δ normalized by $\delta_0 = \delta_{Co=0}$ as a function of Co is shown along with its corresponding best linear fit. Altogether, despite the difference in the power laws, the effects of cohesion on the rescaled final height for $a > a_{c,H}$ are found to be similar across both these geometries:

$$\alpha = \alpha_0(1 + 0.04 Co); \quad \delta = \delta_0(1 + 0.02 Co). \quad (6)$$

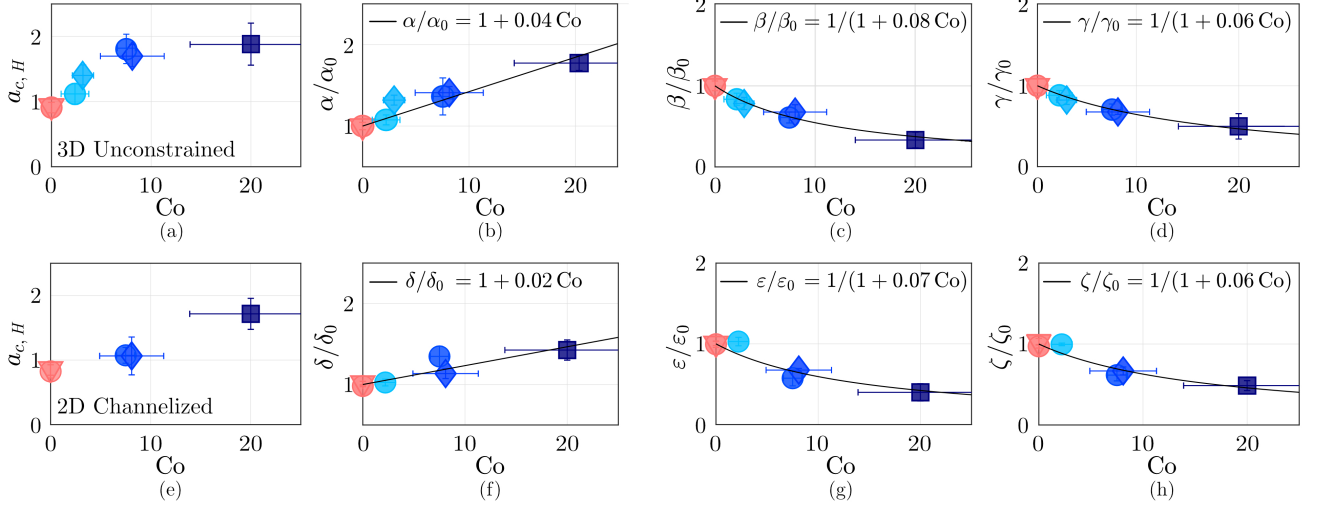


FIG. 8. (a) and (e) Critical aspect ratio $a_{c,H}$ separating the two trends for the rescaled final height of the relaxed pile, H_∞/R_0 , for each cohesion in the 3D and 2D geometry, respectively. (b) - (d) The effects of cohesion on the numerical prefactors α , β and γ as defined in Eq. (4) for the 3D collapses, normalized by their respective values for $Co=0$. (f) - (h) The effects of cohesion on the numerical prefactors δ , ε and ζ as defined in Eq. (5) for the 2D channelized collapses, also normalized by their respective values for $Co=0$. Simple fits to capture the relative effects of cohesion on the final deposit are shown within each plot.

The effects are slightly more pronounced in the case of the axisymmetric collapse but overall they remain of similar magnitude. This is likely due to the difference in H_∞ between the geometries: In 3D, the peak is supported only by grains below, while in 2D, the presence of a confining boundary wall causes differences.

In the case of the runout distance, similar steps are used to explicitly determine the effects of cohesion on numerical prefactors β and γ for the axisymmetric case, and ε and ζ for the rectangular case, corresponding to the different collapse regimes. Since cohesion reduces the spread, these numerical prefactors reduce with increased cohesion. The critical aspect ratio delineating the pieces of the power laws is taken as $a_{c,\Delta} = 3$ for both geometries and all considered cohesions. For small aspect ratios, i.e., in the linear regimes where $a < a_{c,\Delta}$, the effects of cohesion on the runout are shown in Figs. 8(c) and 8(g) for the axisymmetric and rectangular geometries, respectively. In both cases, prefactors β and ε from the fit are normalized by their cohesionless values β_0 and ε_0 and shown for the range of investigated Co . A fit is shown in a solid line for both plots showing similar effects of cohesion as for the final height, with the caveat that cohesion reduces the overall spread, so that the fits now take the form

$$\beta = \frac{\beta_0}{1 + 0.08 Co}; \quad \varepsilon = \frac{\varepsilon_0}{1 + 0.07 Co}. \quad (7)$$

Using scaling arguments, Lube *et al.* [20] have shown that the re-scaled spread is linearly related to the initial aspect ratio a for $a < a_{c,\Delta}$, for both 2D and 3D geometries. Our results suggest that the effects of cohesion are also observed to be similar across both geometries in this regime, as $\beta/\beta_0 \approx \varepsilon/\varepsilon_0$. Furthermore, even for $a > a_{c,\Delta}$, the effects of cohesion on the spreading are comparable across the geometries. Indeed, while the difference in geometry results in different powers for the dependence on a , the effects of cohesion are found to mainly affect the numerical prefactors in a similar way. Figs. 8(d) and 8(h) show the change in the fitted prefactors for the 3D and 2D geometry, respectively, for the range of cohesion investigated. Similar to the small aspect ratio cases, two fits are also reported in Figs. 8(d) and 8(h). These are found to be:

$$\gamma = \frac{\gamma_0}{1 + 0.06 Co}; \quad \zeta = \frac{\zeta_0}{1 + 0.06 Co}. \quad (8)$$

for the axisymmetric and rectangular cases, respectively. Two conclusions can be drawn from these: First, this confirms that the effects of cohesion on the final spread are comparable in 2 or 3 dimensions for the range of cohesions tested in this study. This also shows that the influence of cohesion does not vary much between the two pieces of the piece-wise scaling for the rescaled runout.

At first glance, the contribution of Co may seem small since the numerical coefficients of the obtained scalings are small, but this is purely an artifact of how Co is defined. For instance, a column of $Co \approx 15$ would result in half the

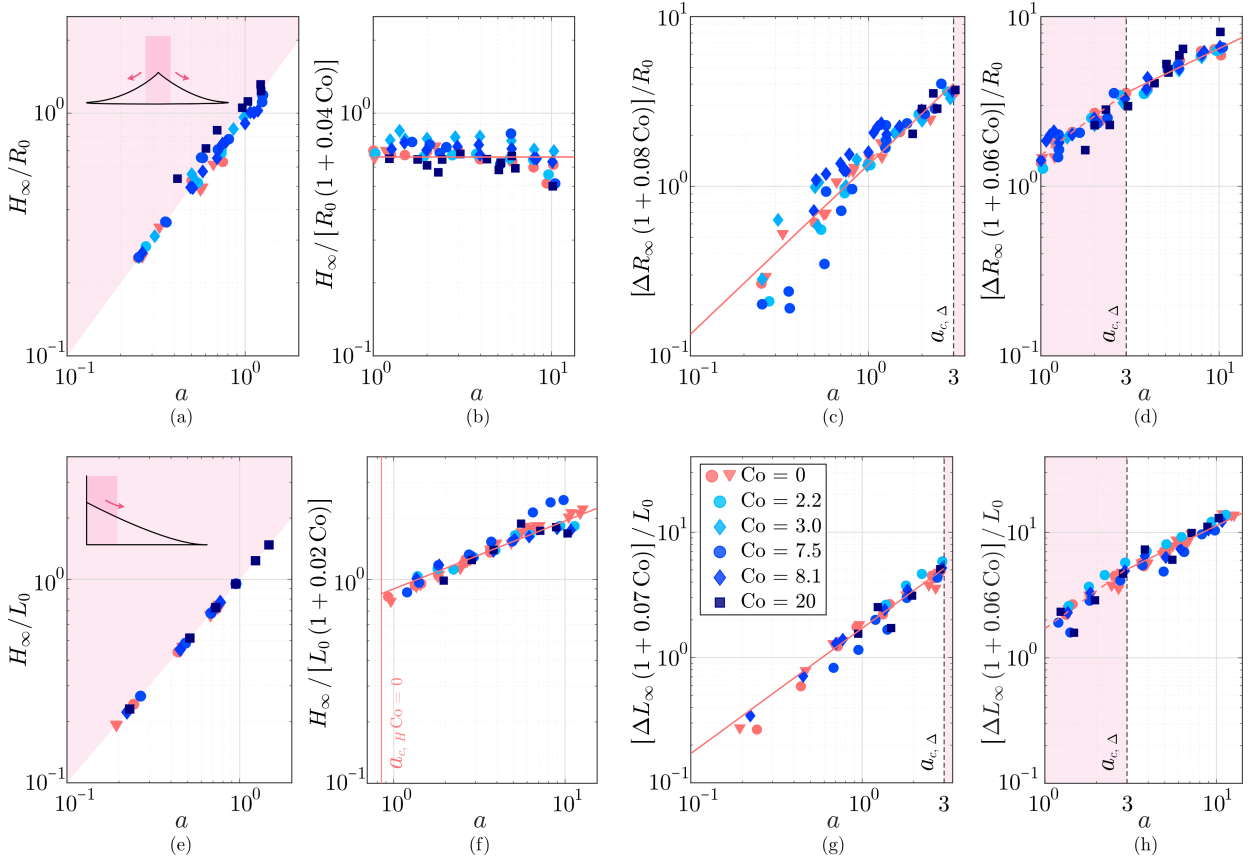


FIG. 9. Data collapse for the final deposit for the full range of initial aspect ratios a and cohesions Co . (a)-(d) Rescaled lengths of the final deposit for the 3D configuration, renormalized using the fits shown in Figs. 8(b)-(d), as a function of the aspect ratio. Similarly, (e)-(h) presents the rescaled lengths of the final deposit for the 2D channelized collapse, renormalized using the fits shown in Figs. 8(f)-(h). In each piece of the power law, the solid line marks the best fit for cohesionless collapses, onto which the rest of the data is thereby collapsed.

total spread of a cohesionless column of the same initial dimensions. $Co \approx 30$ would reduce the total runout by a factor of 3, etc. Using such fits, we now have a quantitative estimate of the influence of cohesion for the final height and runout, for the two geometries considered and the investigated range of cohesion. Our data is replotted in Figs. 9(a)-(d) and 9(e)-(h), by removing the contribution of cohesion using the fits from Fig. 8. It is observed that the data collapses onto the cohesionless case reasonably well, with cohesionless fits marked explicitly in solid lines. Altogether, the primary effects of the tested cohesions on the final spread of collapsed columns across geometries are captured by Eqs. (6), (7), and (8). It should be emphasized that these relations are independent of the source of cohesion, and can be rationalized instead by bulk measurements of yield stress, τ_y , bulk solid fraction, ϕ , average grain size, d , and density, ρ , as discussed in Sec. III.

B. An Alternative Interpretation of the Cohesive Number

The bulk cohesion number Co has been defined in Eq. (3) at a macroscopic scale using independent yield stress measurements τ_y for the considered cohesive granular material. τ_y is used to estimate the average cohesive force at the scale of the grain as $\langle F_c \rangle \sim \tau_y d^2$. However, inter-particle cohesion is often also described in terms of a characteristic length scale, ℓ_c [42, 51, 58, 67, 68]. From scaling arguments, $\ell_c \sim \tau(\rho g)^{-1}$, where τ is some characteristic stress scale. In this description of cohesive granular materials, this length is analogous to the capillary length scale of fluids [67]. Following our earlier definitions, we choose here to include ϕ in the definition of ℓ_c , such that $\ell_c \equiv \tau_y(\phi \rho g)^{-1}$. This decision is made in order to consider the bulk density $\rho_b = \phi \rho$. The bulk cohesion number from Eq. (3) can then be re-written as:

$$Co \equiv \frac{\tau_y}{\phi \rho g d} = \frac{\ell_c}{d}, \quad (9)$$

Through this approach, the cohesive number can be interpreted as the ratio between the characteristic length scale introduced by cohesion and the typical grain size. This last description was also recently proposed by Abramian *et al.* [58] as a macroscopic description accounting for the influence of interparticle cohesion during the collapse of rectangular columns of cohesive grains. Further, their framework uses the force between particles for cohesive contact forces rather than only capillary forces. This nuance is important here since the cohesions considered in this study are not induced solely through capillary forces. Using the Rumpf-Richefeu model [64], the macroscopic description of cohesion can be related to the Bond number, as shown by [58]:

$$\frac{\ell_c}{d} = \frac{\mu \phi Z}{4} \text{Bo}^{-1} \quad (10)$$

where μ is the coefficient of static friction, Z is the average number of contacts, and the Bond number $\text{Bo} \equiv F_w/F_c$ is the ratio of forces at the scale of an individual particle. In our case, since ϕ is included within the definition of Co in Eq. (3), we get $\text{Co} = (\mu Z/4) \text{Bo}^{-1}$. Since we do not make explicit measurements of Z or the force required to break an individual cohesive bond F_c , this expression can not be verified here. However, with $\text{Co} \sim \text{Bo}^{-1}$, our results can be qualitatively compared to the experiments of collapses using wet grains [36–38] or CCGM [40], where the Bo is known. In the results from these previous studies for rectangular columns, cohesion leads to larger final heights of the deposit and a lower axial runout, while these quantities are found to be systematically related to Bo^{-1} . This enforces the idea that the effects of cohesion described in this study are indeed systematically related to a macroscopic definition of the cohesive number Co , which has been shown here to be valid for two different geometries of cohesive granular collapse.

VI. CONCLUSION

In this study, the collapse of cohesive granular columns under the effect of gravity has been considered for two geometries: unconfined (3D) and channelized (2D). Two different sources of cohesion have been investigated: Due to capillary bridges, or induced by a polymer coating. In general, the presence of larger cohesion results in a slower spread, a smaller runout, an overall rougher final free surface, and a larger final height of the obtained deposits. For the range of cohesion considered here, the typical dimensionless lengths associated with the final morphologies scale with the initial aspect ratio with similar power laws as those established for cohesionless collapses. The effects of cohesion on the final deposits are then rationalized using the yield strength of a particular cohesive system, altogether comparing an average cohesion force to the weight of a grain. Since the measurements of the yield strength are done considering bulk failure, this method of characterizing cohesion can be used to compare the two sources of cohesion, independent of the details regarding forces at the scale of the individual bonds. This characterization of cohesion is used to explain the effects of small cohesion on collapse, which at first order impacts only the numerical prefactors to the established power laws. Finally, these experiments provide validation for the approach followed by Abramian *et al.* [58] and the Rumpf-Richefeu model [64], relating bulk effects of cohesion to particle-scale effects.

The influence of cohesion on the final deposit is explained in the form of first-order modifications to the cohesionless scalings. For a full picture, a larger range of cohesions would need to be investigated, which could be achieved by connecting numerical simulations such as those performed by Langlois *et al.* [60] to a macroscopic description such as the one provided here. While dimensional analysis requires the inclusion of the density of the particles ρ in the macroscopic description, this parameter was not varied in the present study and thus requires further experimental attention. The two sources of cohesion considered here are capable of reforming after being broken, however how the present approach would have to be modified if cohesion was brittle remains to be investigated. Lastly, whether such a macroscopic description can be readily applied to systems where yield strength results from entanglement and geometry of particles also remains to be explored.

Co	d (mm)	$a_{c,H}$	α	β	γ
0	0.3, 1.1	0.71	0.66 ± 0.03	1.34 ± 0.08	2.05 ± 0.18
2.2	1.1	0.88	0.71 ± 0.04	1.12 ± 0.10	1.81 ± 0.12
3.0	0.7	1.11	0.87 ± 0.05	1.05 ± 0.11	1.69 ± 0.11
7.5	1.1	1.44	0.95 ± 0.13	0.82 ± 0.09	1.45 ± 0.14
8.1	0.7	1.35	0.94 ± 0.04	0.91 ± 0.12	1.39 ± 0.06
20	0.5	1.50	1.17 ± 0.06	0.45 ± 0.13	1.03 ± 0.32

TABLE II. The numerical coefficients found for fitting each of the cohesive grains to the empirical power laws from Lajeunesse *et al.* [19] as denoted in (4). Uncertainties display the variation of fits.

Co	d (mm)	$\bar{\alpha}$	A	$\bar{\beta}$	B	$\bar{\gamma}$	C
0	0.3, 1.1	0.68 ± 0.03	-0.05 ± 0.04	1.38 ± 0.08	0.88 ± 0.11	2.15 ± 1.21	0.48 ± 0.25
2.2	1.1	0.76 ± 0.07	-0.05 ± 0.05	1.08 ± 0.12	1.05 ± 0.08	1.69 ± 0.65	0.54 ± 0.20
3.0	0.7	0.93 ± 0.06	-0.06 ± 0.05	1.19 ± 0.09	0.78 ± 0.11	1.43 ± 0.22	0.59 ± 0.07
7.5	1.1	1.08 ± 0.41	-0.13 ± 0.02	0.81 ± 0.14	1.02 ± 0.24	1.38 ± 0.68	0.52 ± 0.24
8.1	0.7	1.04 ± 0.10	-0.08 ± 0.05	1.03 ± 0.10	0.75 ± 0.15	1.24 ± 0.27	0.56 ± 0.09
20	0.5	1.27 ± 0.17	-0.06 ± 0.05	0.31 ± 0.30	1.41 ± 1.40	0.59 ± 0.20	0.81 ± 0.19

TABLE III. The numerical coefficients and exponents found for fitting each of the cohesive grains to the general power laws as denoted in (A1). Uncertainties display the variation of fits.

Appendix A: Additional Details on Fits

Table II summarizes the results of the final deposit for an axisymmetric deposit of a cylindrical column for the range of tested cohesion. The critical aspect ratio between the two trends given by Eq. (4) is denoted $a_{c,H}$ and defined here as the mean a between the two trials corresponding to the largest a for which $H_\infty = H_0$ and the smallest a for which $H_\infty < H_0$. Assuming the power-laws for the cohesionless grains from Lajeunesse *et al.* [19] as denoted in (4) to remain valid in the cohesive case, the coefficients α , β , and γ are fitted for each cohesion tested. Since the influence of cohesion on the critical aspect ratio for the runout trends, $a_{c,\Delta}$, is not as apparent as for $a_{c,H}$, $a_{c,\Delta} = 3$ is used following Lajeunesse *et al.* [19] for cohesionless grains.

This assumption that the effects of cohesion can be captured by modifying only the numerical prefactors is tested here. For instance, the numerical simulations of rectangular submerged cohesive collapses of Zhu *et al.* [61] show changes in the power law exponents due to cohesion. At first glance, the radial runout for $\text{Co} = 20$ appears to follow a power law different from the other data, as illustrated in Fig. 6(b). Consequently, alternative fits are considered here. Instead of enforcing the exponents of the power laws, we also presents fits in the form:

$$\frac{H_\infty}{R_0} = \begin{cases} a & \text{for } a \lesssim a_{c,H}, \\ \bar{\alpha}a^A & \text{for } a \gtrsim a_{c,H}, \end{cases} \quad \frac{\Delta R_\infty}{R_0} = \begin{cases} \bar{\beta}a^B & \text{for } a \lesssim a_{c,\Delta}, \\ \bar{\gamma}a^C & \text{for } a \gtrsim a_{c,\Delta}, \end{cases} \quad (\text{A1})$$

where $\bar{\alpha}, \bar{\beta}, \bar{\gamma}$ are numerical coefficients and A, B, C are also allowed to change. Results for all our grains are shown in Table III. In general, the powers proposed by Lajeunesse *et al.* [19] with A, B, and C equal to 0, 1, and 1/2, respectively, work well for our small and moderate cohesions. The case with $\text{Co} = 20$ deviates from these powers considerably. Since columns of this cohesion are stable for $a \lesssim 1.5$, only four points between $1.5 < a < 3$ are available to determine B, showing large consequent variation. The best fitting power law for $a > a_{c,\Delta}$ is using $C \approx 4/5$. This suggests that at large cohesion, the power laws may show differences. This is expected as the material, when adequately cohesive, will likely go through brittle collapses, such as those considered in the numerical simulations by Langlois *et al.* [60].

Similarly, for the 2D channelized collapses, Table IV summarizes the results for the range of tested cohesions, assuming the presence of cohesion only changes the coefficients of the power laws given by Eq. (5). Instead of enforcing powers, again general exponents can be attempted to find the best fit of the form:

$$\frac{H_\infty}{L_0} = \begin{cases} a & \text{for } a \lesssim a_{c,H}, \\ \bar{\delta}a^L & \text{for } a \gtrsim a_{c,H}, \end{cases} \quad \frac{\Delta L_\infty}{L_0} = \begin{cases} \bar{\epsilon}a^M & \text{for } a \lesssim a_{c,\Delta}, \\ \bar{\zeta}a^N & \text{for } a \gtrsim a_{c,\Delta}, \end{cases} \quad (\text{A2})$$

Co	d (mm)	$a_{c,H}$	δ	ε	ζ
0	0.3, 1.1	0.84	0.91 ± 0.01	1.71 ± 0.06	2.43 ± 0.08
2.2	1.1	-	0.93 ± 0.04	1.76 ± 0.09	2.42 ± 0.04
7.5	1.1	1.07	1.22 ± 0.11	0.98 ± 0.16	1.50 ± 0.17
8.1	0.7	1.06	1.03 ± 0.06	1.16 ± 0.03	1.62 ± 0.12
20	0.5	1.72	1.29 ± 0.11	0.68 ± 0.18	1.18 ± 0.15

TABLE IV. The numerical coefficients found for fitting each of the cohesive grains to the empirical power laws from Lajeunesse *et al.* [19] as denoted in Eq. (5). Uncertainties display the variation of fits.

Co	d (mm)	$\bar{\delta}$	L	$\bar{\varepsilon}$	M	$\bar{\zeta}$	N
0	0.3, 1.1	0.84 ± 0.03	0.39 ± 0.02	1.77 ± 0.12	0.97 ± 0.09	2.09 ± 0.17	0.74 ± 0.08
2.2	1.1	0.99 ± 0.09	0.29 ± 0.06	1.77 ± 0.05	0.99 ± 0.31	2.50 ± 0.21	0.65 ± 0.04
7.5	1.1	0.94 ± 0.15	0.50 ± 0.09	0.83 ± 0.26	1.26 ± 0.36	1.16 ± 0.8	0.80 ± 0.35
8.1	0.7	1.17 ± 0.11	0.26 ± 0.06	1.15 ± 0.10	1.07 ± 0.10	1.48 ± 0.65	0.71 ± 0.22
20	0.5	1.37 ± 0.56	0.30 ± 0.22	0.51 ± 0.25	1.37 ± 0.61	0.98 ± 1.30	0.76 ± 0.71

TABLE V. The numerical coefficients and powers found for fitting each of the cohesive grains to the general power laws as denoted in (A2). Uncertainties display the variation of fits.

where $\bar{\delta}$, $\bar{\varepsilon}$ and $\bar{\zeta}$ are numerical coefficients, and L, M, and N are free exponents. Results with these general power laws are tabulated in Table V. It should be recalled that, for the experiments with cohesionless grains of Lajeunesse *et al.* [19], L, M, and N are 1/3, 1, and 2/3, respectively. As can be seen in the table, these powers are generally within the error bars for all the cohesive grains as well. Small variations are found with Co= 7.5 and 20, for these grains correspond with the wet grains. Particularly in the large a cases, the capillary bridges between the grains and the confining walls seem to slightly change the behavior of such deposits. Meanwhile, experiments with CCGM more closely resemble the power-law trends of the cohesionless grains since the coating is non-reactive with the PMMA enclosure. Ultimately, across the two geometries, the power laws describing the morphology of the final deposit for cohesionless grains also describe fairly well the range of cohesion considered in this study. Therefore, this demonstrates that, at first order, cohesion mainly affects the numerical prefactors of these scalings, which justifies the assumption adopted in the main text.

-
- [1] D. Schulze, *Powders and Bulk Solids: Behavior, Characterization, Storage and Flow* (Springer Berlin Heidelberg, 2007).
[2] P. S. Raux and A.-L. Biance, Cohesion and agglomeration of wet powders, *Phys. Rev. Fluids* **3**, 014301 (2018).
[3] S. Herminghaus, Dynamics of wet granular matter, *Advances in physics* **54**, 221 (2005).
[4] N. Mitarai and F. Nori, Wet granular materials, *Advances in Physics* **55**, 1 (2006).
[5] J. R. Royer, D. J. Evans, L. Oyarte, Q. Guo, E. Kapit, M. E. Möbius, S. R. Waitukaitis, and H. M. Jaeger, High-speed tracking of rupture and clustering in freely falling granular streams, *Nature* **459**, 1110 (2009).
[6] T. R. Garrett, M. Bhakoo, and Z. Zhang, Bacterial adhesion and biofilms on surfaces, *Progress in Natural Science* **18**, 1049 (2008).
[7] E. Brown, H. Zhang, N. A. Forman, B. W. Maynor, D. E. Betts, J. M. DeSimone, and H. M. Jaeger, Shear thickening and jamming in densely packed suspensions of different particle shapes, *Phys. Rev. E* **84**, 031408 (2011).
[8] X. Cheng, T.-P. Sun, and L. Gordillo, Drop impact dynamics: Impact force and stress distributions, *Annual Review of Fluid Mechanics* **54**, 57 (2022).
[9] R. Kostynick, H. Matinpour, S. Pradeep, S. Haber, A. Sauret, E. Meiburg, T. Dunne, P. Arratia, and D. Jerolmack, Rheology of debris flow materials is controlled by the distance from jamming, *Proceedings of the National Academy of Sciences* **119**, e2209109119 (2022).
[10] E. Lajeunesse, C. Quantin, P. Allemand, and C. Delacourt, New insights on the runout of large landslides in the Valles-Marineris canyons, Mars, *Geophysical Research Letters* **33**, L04403 (2006).
[11] L. Staron and E. Lajeunesse, Understanding how volume affects the mobility of dry debris flows, *Geophysical Research Letters* **36**, L12402 (2009).
[12] D. J. Jerolmack and K. E. Daniels, Viewing earth's surface as a soft-matter landscape, *Nature Reviews Physics* **1**, 716 (2019).
[13] P.-Y. Lagrée, L. Staron, and S. Popinet, The granular column collapse as a continuum: validity of a two-dimensional

- Navier–Stokes model with a $\mu(I)$ -rheology, *Journal of Fluid Mechanics* **686**, 378 (2011).
- [14] I. R. Ionescu, A. Mangeney, F. Bouchut, and O. Roche, Viscoplastic modeling of granular column collapse with pressure-dependent rheology, *Journal of Non-Newtonian Fluid Mechanics* **219**, 1 (2015).
- [15] P. Jop, Y. Forterre, and O. Pouliquen, A constitutive law for dense granular flows, *Nature* **441**, 727 (2006).
- [16] E. Lajeunesse, A. Mangeney-Castelnau, and J. P. Vilotte, Spreading of a granular mass on a horizontal plane, *Physics of Fluids* **16**, 2371 (2004).
- [17] G. Lube, H. E. Huppert, R. S. J. Sparks, and M. A. Hallworth, Axisymmetric collapses of granular columns, *Journal of Fluid Mechanics* **508**, 175–199 (2004).
- [18] N. J. Balmforth and R. R. Kerswell, Granular collapse in two dimensions, *Journal of Fluid Mechanics* **538**, 399–428 (2005).
- [19] E. Lajeunesse, J. Monnier, and G. Homsy, Granular slumping on a horizontal surface, *Physics of Fluids* **17**, 103302 (2005).
- [20] G. Lube, H. E. Huppert, R. S. J. Sparks, and A. Freundt, Collapses of two-dimensional granular columns, *Physical Review E* **72**, 041301 (2005).
- [21] L. Staron and E. Hinch, Study of the collapse of granular columns using two-dimensional discrete-grain simulation, *Journal of Fluid Mechanics* **545**, 1 (2005).
- [22] L. Lacaze, J. C. Phillips, and R. R. Kerswell, Planar collapse of a granular column: experiments and discrete element simulations, *Physics of Fluids* **20**, 063302 (2008).
- [23] T. Man, H. E. Huppert, L. Li, and S. A. Galindo-Torres, Deposition morphology of granular column collapses, *Granular Matter* **23**, 59 (2021).
- [24] M. Cabrera and N. Estrada, Granular column collapse: Analysis of grain-size effects, *Physical Review E* **99**, 10.1103/PhysRevE.99.012905 (2019).
- [25] C. Mériaux, Two dimensional fall of granular columns controlled by slow horizontal withdrawal of a retaining wall, *Physics of Fluids* **18**, 093301 (2006).
- [26] M. Degaetano, L. Lacaze, and J. C. Phillips, The influence of localised size reorganisation on short-duration bidispersed granular flows, *The European Physical Journal E: Soft Matter and Biological Physics* **36**, 36 (2013).
- [27] J. M. Warnett, P. Denissenko, P. J. Thomas, E. Kiraci, and M. A. Williams, Scalings of axisymmetric granular column collapse, *Granular Matter* **16**, 115 (2014).
- [28] W. Sarlin, C. Morize, A. Sauret, and P. Gondret, Collapse dynamics of dry granular columns: From free-fall to quasistatic flow, *Physical Review E* **104**, 064904 (2021).
- [29] R. Zenit, Computer simulations of the collapse of a granular column, *Physics of Fluids* **17**, 031703 (2005).
- [30] E. Larrieu, L. Staron, and E. J. Hinch, Raining into shallow water as a description of the collapse of a column of grains, *Journal of Fluid Mechanics* **554**, 259 (2006).
- [31] L. Staron and E. J. Hinch, The spreading of a granular mass: Role of grain properties and initial conditions, *Granul. Matter* **9**, 205 (2007).
- [32] L. Lacaze and R. R. Kerswell, Axisymmetric granular collapse: A transient 3D flow test of viscoplasticity, *Physical Review Letters* **102**, 108305 (2009).
- [33] H. Tapia-McClung and R. Zenit, Computer simulations of the collapse of columns formed by elongated grains, *Physical Review E* **85**, 061304 (2012).
- [34] O. Roche, M. Attali, A. Mangeney, and A. Lucas, On the run-out distance of geophysical gravitational flows: Insight from fluidized granular collapse experiments, *Earth and Planetary Science Letters* **311**, 375 (2011).
- [35] F. Martinez, A. Tamburrino, V. Casis, and P. Ferrer, Segregation effects on flow’s mobility and final morphology of axisymmetric granular collapses, *Granular Matter* **24**, 101 (2022).
- [36] R. Artoni, A. C. Santomaso, F. Gabrieli, D. Tono, and S. Cola, Collapse of quasi-two-dimensional wet granular columns, *Physical Review E* **87**, 032205 (2013).
- [37] A. C. Santomaso, S. Volpato, and F. Gabrieli, Collapse and runout of granular columns in pendular state, *Physics of Fluids* **30**, 063301 (2018).
- [38] P. Li, D. Wang, Y. Wu, and Z. Niu, Experimental study on the collapse of wet granular column in the pendular state, *Powder Technology* **393**, 357 (2021).
- [39] P. Li, D. Wang, and Z. Niu, Unchanneled collapse of wet granular columns in the pendular state: Dynamics and morphology scaling, *Physical Review Fluids* **7**, 084302 (2022).
- [40] A. Gans, A. Abramian, P.-Y. Lagrée, M. Gong, A. Sauret, O. Pouliquen, and M. Nicolas, Collapse of a cohesive granular column, *Journal of Fluid Mechanics* **959**, 10.1017/jfm.2023.180 (2023).
- [41] S. Mandal, M. Nicolas, and O. Pouliquen, Insights into the rheology of cohesive granular media, *Proceedings of the National Academy of Sciences* **117**, 8366 (2020).
- [42] R. M. Nedderman, *Statics and kinematics of granular materials* (Cambridge Univ. Press Cambridge [u.a.], 1992).
- [43] P. C. F. Møller and D. Bonn, The shear modulus of wet granular matter, *Europhysics Letters* **80**, 38002 (2007).
- [44] P. Schiffer, A bridge to sandpile stability, *Nature Physics* **1**, 21 (2005).
- [45] S. Nowak, A. Samadani, and A. Kudrolli, Maximum angle of stability of a wet granular pile, *Nature Physics* **1**, 50 (2005).
- [46] M. Scheel, R. Seemann, M. Brinkmann, M. Di Michiel, A. Sheppard, B. Breidenbach, and S. Herminghaus, Morphological clues to wet granular pile stability, *Nature Materials* **7**, 189 (2008).
- [47] M. Pakpour, M. Habibi, P. Møller, and D. Bonn, How to construct the perfect sandcastle, *Scientific Reports* **2**, 549 (2012).
- [48] M. M. Kohonen, D. Geromichalos, M. Scheel, C. Schier, and S. Herminghaus, On capillary bridges in wet granular materials, *Physica A: Statistical Mechanics and its Applications* **339**, 7 (2004), proceedings of the International Conference New Materials and Complexity.
- [49] G. Saingier, A. Sauret, and P. Jop, Accretion dynamics on wet granular materials, *Physical review letters* **118**, 208001

- (2017).
- [50] A. Hemmerle, M. Schröter, and L. Goehring, A cohesive granular material with tunable elasticity, *Scientific Reports* **6**, 35650 (2016).
 - [51] A. Gans, O. Pouliquen, and M. Nicolas, Cohesion-controlled granular material, *Phys. Rev. E* **101**, 032904 (2020).
 - [52] R. S. Sharma, M. Gong, S. Azadi, A. Gans, P. Gondret, and A. Sauret, Erosion of cohesive grains by an impinging turbulent jet, *Physical Review Fluids* **7**, 074303 (2022).
 - [53] A. Gans, P. Aussillous, B. Dalloz, and M. Nicolas, The effect of cohesion on the discharge of a granular material through the orifice of a silo, in *EPJ Web of Conferences*, Vol. 249 (EDP Sciences, 2021) p. 08014.
 - [54] P. S. Sarate, T. G. Murthy, and P. Sharma, Column to pile transition in quasi-static deposition of granular chains, *Soft Matter* **18**, 2054 (2022).
 - [55] N. Gravish and D. I. Goldman, Entangled granular media, *Fluids, Colloids and Soft Materials: An Introduction to Soft Matter Physics*, 341 (2016).
 - [56] Y. Zhao, K. Liu, M. Zheng, J. Barés, K. Dierichs, A. Menges, and R. P. Behringer, Packings of 3d stars: stability and structure, *Granular Matter* **18** (2008).
 - [57] N. Weiner, Y. Bhosale, M. Gazzola, and H. King, Mechanics of randomly packed filaments—The “bird nest” as meta-material, *Journal of Applied Physics* **127**, 050902 (2020).
 - [58] A. Abramian, L. Staron, and P.-Y. Lagrée, The slumping of a cohesive granular column: Continuum and discrete modeling, *Journal of Rheology* **64**, 1227 (2020).
 - [59] A. Abramian, P.-Y. Lagrée, and L. Staron, How cohesion controls the roughness of a granular deposit, *Soft Matter* **17**, 10723 (2021).
 - [60] V. J. Langlois, A. Quiquerez, and P. Allemand, Collapse of a two-dimensional brittle granular column: Implications for understanding dynamic rock fragmentation in a landslide, *Journal of Geophysical Research: Earth Surface* **120**, 1866 (2015).
 - [61] R. Zhu, Z. He, K. Zhao, B. Vowinkel, and E. Meiburg, Grain-resolving simulations of submerged cohesive granular collapse, *Journal of Fluid Mechanics* **942**, A49 (2022).
 - [62] E. L. Thompson and H. E. Huppert, Granular column collapses: Further experimental results, *Journal of Fluid Mechanics* **575**, 177–186 (2007).
 - [63] T. Man, H. E. Huppert, L. Li, and S. A. Galindo-Torres, Finite-size analysis of the collapse of dry granular columns, *Geophysical Research Letters* **48**, e2021GL096054 (2021).
 - [64] V. Richefeu, M. S. El Youssofi, and F. Radjaï, Shear strength properties of wet granular materials, *Phys. Rev. E* **73**, 051304 (2006).
 - [65] B. Andreotti, Y. Forterre, and O. Pouliquen, *Granular Media: Between Fluid and Solid* (Cambridge University Press, 2013).
 - [66] P. Pierrat and H. S. Caram, Tensile strength of wet granular materials, *Powder Technology* **91**, 83 (1997).
 - [67] J.-C. Ono-dit Biot, T. Lorand, and K. Dalnoki-Veress, Continuum model applied to granular analogs of droplets and puddles, *Physical Review Letters* **125**, 228001 (2020).
 - [68] S. Courrech du Pont, P. Gondret, B. Perrin, and M. Rabaud, Wall effects on granular heap stability, *Europhysics Letters (EPL)* **61**, 492 (2003).