

CMB lensing power spectrum without noise bias

Delon Shen,^{1,2,3,*} Emmanuel Schaan,^{2,3} and Simone Ferraro^{4,5}

¹*Department of Physics, Stanford University, Stanford, CA, USA 94305-4085*

²*Kavli Institute for Particle Astrophysics and Cosmology,
382 Via Pueblo Mall Stanford, CA 94305-4060, USA*

³*SLAC National Accelerator Laboratory 2575 Sand Hill Road Menlo Park, California 94025, USA*

⁴*Physics Division, Lawrence Berkeley National Laboratory, Berkeley, CA 94720, USA*

⁵*Berkeley Center for Cosmological Physics, Department of Physics,
University of California, Berkeley, CA 94720, USA*

Upcoming surveys will measure the cosmic microwave background (CMB) weak lensing power spectrum in exquisite detail, allowing for strong constraints on the sum of neutrino masses among other cosmological parameters. Standard CMB lensing power spectrum estimators aim to extract the connected non-Gaussian trispectrum of CMB temperature maps. However, they are generically dominated by a large disconnected, or Gaussian, noise bias, which thus needs to be subtracted at high accuracy. This is currently done with realistic map simulations of the CMB and noise, whose finite accuracy currently limits our ability to recover CMB lensing on small-scales. In this paper, we propose a novel estimator which instead avoids this large Gaussian bias. This estimator relies only on the data and avoids the need for bias subtraction with simulations. Thus our bias avoidance method is (1) insensitive to misestimates in simulated CMB and noise models and (2) avoids the large computational cost of standard simulation-based methods like “realization-dependent $N^{(0)}$ ” (RDN⁽⁰⁾). We show that our estimator is as robust as standard methods in the presence of realistic inhomogeneous noise (e.g. from scan strategy) and masking. Moreover, our method can be combined with split-based methods, making it completely insensitive to mode coupling from inhomogeneous atmospheric and detector noise. We derive the corresponding expressions for our estimator when estimating lensing from CMB temperature and polarization. Although we specifically consider CMB weak lensing power spectrum estimation in this paper, we illuminate the relation between our new estimator, RDN⁽⁰⁾ subtraction, and general optimal trispectrum estimation. Through this discussion we conclude that our estimator is applicable to analogous problems in other fields which rely on estimating connected trispectra/four-point functions like large-scale structure. We release the code implementing our proposed estimator and numerical experiments here.

I. INTRODUCTION

Cosmic microwave background (CMB) photons are gravitationally lensed by large scale structure as they propagate through the Universe. This lensing distorts our images of CMB anisotropies and imprints onto the CMB four-point correlation function¹ a distinct non-Gaussian component [1]. Measurements of this non-Gaussian component, the CMB weak lensing power spectrum $\langle\kappa\kappa\rangle$, provides us with a wealth of information on the growth of structure in our Universe. Thus a measurement of $\langle\kappa\kappa\rangle$ can provide us with some of the strongest constraints on the properties of neutrinos [2], primordial non-Gaussianity [3], dark matter [4] and dark energy [5]. The first detection of CMB lensing was reported with data from the Wilkinson Microwave Anisotropy Probe (WMAP) in Ref. [6] and CMB lensing power spectrum in Refs. [5, 7]. Since then, many additional detections of CMB lensing spectra have been reported [8–17].

In order to robustly and accurately estimate $\langle\kappa\kappa\rangle$, we must navigate the problem of extracting a non-Gaussian signal, the connected trispectrum, from the four-point

function which is generically dominated by a Gaussian bias $N^{(0)}$ that is typically several orders of magnitude larger than the non-Gaussian signal. In typical analyses, this $N^{(0)}$ is estimated from realistic map simulations of the CMB and noise and then subtracted off. However, since $N^{(0)}$ is orders of magnitude larger than our signal CMB lensing power spectrum, even a 0.1% misestimate of $N^{(0)}$ can lead to a 10% bias in our estimate of the lensing power spectrum on small scales. The level of accuracy needed for robust estimates of $\langle\kappa\kappa\rangle$ on small scales is difficult to achieve with traditional methods since any mismodeling of the maps that are input to traditional methods propagates to errors in estimates of $N^{(0)}$. Two particular concerns is (1) that the complex and inhomogeneous noise structure arising from ground-based CMB experiments is difficult to simulate accurately and (2) uncertainties on the cosmological parameters both of which can bias our estimates of $\langle\kappa\kappa\rangle$.

In this paper we propose an estimator of the CMB weak lensing power spectrum which avoids the large $N^{(0)}$ Gaussian bias. This is achieved by examining exactly which terms contribute to the $N^{(0)}$ bias and constructing a scheme which estimates $\langle\kappa\kappa\rangle$ while avoiding these terms. It turns out this leads to a negligible reduction in signal-to-noise. In addition, this method relies only on data, completely avoiding the need for simulations to avoid $N^{(0)}$ making it (1) insensitive to inaccuracies in the

* delon@stanford.edu

¹ In what follows, we use n -point correlation function and n -point function interchangeably.

modeling of the CMB and noise and (2) significantly more computationally efficient compared to standard RDN⁽⁰⁾ methods. We also demonstrate that this estimator is as robust as standard methods in the presence of realistic inhomogeneous noise, such as the noise pattern that may arise from scan strategy, and masking. In addition we describe how our estimator may be combined with split-based methods proposed in Ref. [18] which make it insensitive to spurious mode couplings from inhomogeneous atmospheric and detector noise. This new estimator was hinted at in Ref. [19] but not implemented or studied there. Instead they focused on an alternative estimator. Crucially, this estimator can be implemented efficiently (at least in the flat-sky limit) with the use of Fast Fourier Transforms (FFTs), often required in a real analysis.

The rest of this paper is organized as follows. In Sec. II we briefly review how standard CMB lensing and lensing spectrum estimation is done. In Sec. III we outline our proposed estimator for the lensing power spectrum which avoids $N^{(0)}$ bias. Following this we compare our method with the standard RDN⁽⁰⁾ subtraction method in Sec. IV. In Sec. V we comment on the effect of $N^{(0)}$ on the covariance of CMB lensing spectra as well as how our method and the standard RDN⁽⁰⁾ prescription for handling $N^{(0)}$ removes covariances introduced by $N^{(0)}$. We explore an illuminating toy model for optimal trispectrum estimation first presented in Ref. [20] in Sec. VI which allows us to see how our estimator, the standard RDN⁽⁰⁾ estimator, and optimal trispectrum estimation are related and builds intuition for the various features of each method. In Sec. VII we study the robustness of our proposed estimator in the presence of realistic anisotropic noise which lead to additional complications in CMB weak lensing power spectrum estimation. This motivates a discussion of how one might combine our method with a split-based method in Sec. VIII. In Sec. IX we study the robustness of our proposed estimator in the presence of masking which also leads to additional complications in CMB weak lensing power spectrum estimation. Throughout this paper we focus mostly on estimating CMB lensing using only temperature anisotropies, but in Sec. X we spell out the general form of our proposed estimator when estimating CMB lensing using both temperature and polarization anisotropies. Finally we conclude in Sec. XI.

II. STANDARD CMB LENSING POWER SPECTRUM ESTIMATION

The effect of lensing on the CMB temperature maps at the position \mathbf{x} can be expressed as

$$T(\mathbf{x}) = T^0(\mathbf{x} + \mathbf{d}(\mathbf{x})) = T^0(\mathbf{x}) + \mathbf{d} \cdot \nabla T^0(\mathbf{x}) + O(d^2). \quad (1)$$

One can then do a Helmholtz decomposition of the displacement field $\mathbf{d} = \nabla\psi$, where we have neglected the field rotation component since it is negligible for current sensitivities [21]. From this we can also define the convergence $\kappa \equiv -\nabla^2\psi/2$. Throughout this paper we will refer

to lensing potential ψ and convergence κ interchangeably but will primarily work with the lensing convergence κ . With this we can rewrite Eq. (1) in Fourier space:

$$\begin{aligned} T_{\ell} &= T_{\ell}^0 - \int \frac{d^2\ell'}{(2\pi)^2} \ell' \cdot (\ell - \ell') \frac{2\kappa_{\ell-\ell'}}{(\ell - \ell')^2} T_{\ell'}^0 + O(\kappa^2) \\ &\equiv T_{\ell}^{(0)} + T_{\ell}^{(1)} + O(\kappa^2). \end{aligned} \quad (2)$$

From statistical homogeneity and isotropy one can show that for the unlensed CMB

$$\langle T_{\ell_1}^0 T_{\ell_2}^0 \rangle = (2\pi)^2 \delta^{(D)}(\ell_1 + \ell_2) C_{\ell_1}^{TT} \quad (3)$$

At fixed realization of the lensing convergence $\kappa_{\mathbf{L}}$, lensing introduces non-trivial off-diagonal correlations

$$\begin{aligned} \langle T_{\ell_1} T_{\ell_2} \rangle &= (2\pi)^2 \delta(\ell_1 + \ell_2) C_{\ell_1}^{TT} \\ &\quad + \kappa_{\ell_1+\ell_2} f_{\ell_1, \ell_2}^{\kappa} + O(\kappa^2). \end{aligned} \quad (4)$$

where we defined $f_{\ell_1, \ell_2}^{\kappa}$ in the second line with the relation

$$\begin{aligned} f_{\ell_1, \ell_2}^{\kappa} \kappa_{\ell_1+\ell_2} &\equiv \langle T_{\ell_1}^{(0)} T_{\ell_2}^{(1)} \rangle + \langle T_{\ell_1}^{(1)} T_{\ell_2}^{(0)} \rangle \\ \Rightarrow f_{\ell_1, \ell_2}^{\kappa} &= \frac{2(\ell_1 + \ell_2)}{(\ell_1 + \ell_2)^2} \cdot [\ell_1 C_{\ell_1}^{TT} + \ell_2 C_{\ell_2}^{TT}]. \end{aligned} \quad (5)$$

This means that CMB lensing breaks statistical homogeneity and isotropy. It is particularly useful to consider

$$\langle T_{\ell} T_{\mathbf{L}-\ell} \rangle = f_{\ell, \mathbf{L}-\ell}^{\kappa} \kappa_{\mathbf{L}} + O(\kappa^2). \quad (6)$$

From this we can intuit a quadratic estimator (QE) for the lensing potential:

$$\begin{aligned} \hat{\kappa}_{\mathbf{L}} &= N_{\mathbf{L}}^{\kappa} \int \frac{d^2\ell}{(2\pi)^2} F_{\ell, \mathbf{L}-\ell}^{\kappa} T_{\ell} T_{\mathbf{L}-\ell} \\ &\sim \sum_{\ell} \begin{array}{c} \nearrow T_{\mathbf{L}-\ell} \\ \nwarrow T_{\ell} \\ \text{--- } \mathbf{L} \end{array} \end{aligned} \quad (7)$$

The normalization for this estimator is derived from asserting the estimator is unbiased, $\langle \hat{\kappa}_{\mathbf{L}} \rangle = \kappa_{\mathbf{L}}$, which leads to

$$(N_{\mathbf{L}}^{\kappa})^{-1} = \int \frac{d^2\ell}{(2\pi)^2} F_{\ell, \mathbf{L}-\ell}^{\kappa} f_{\ell, \mathbf{L}-\ell}^{\kappa}. \quad (8)$$

Let \tilde{C}_{ℓ}^{TT} be the *total observed* temperature power spectrum, i.e. the power spectra of the *lensed* temperature field which includes instrument noise and foregrounds. Expanding Eq. (7) to linear order in κ allows one to derive the minimum-variance weights at this order:

$$F_{\ell, \mathbf{L}-\ell}^{\kappa} = \frac{f_{\ell, \mathbf{L}-\ell}^{\kappa}}{2\tilde{C}_{\ell}^{TT} \tilde{C}_{|\mathbf{L}-\ell|}^{TT}}. \quad (9)$$

Intuitively, it makes sense we need two powers of the temperature field to build an estimator. This is because

Noise Bias Avoidance Principle

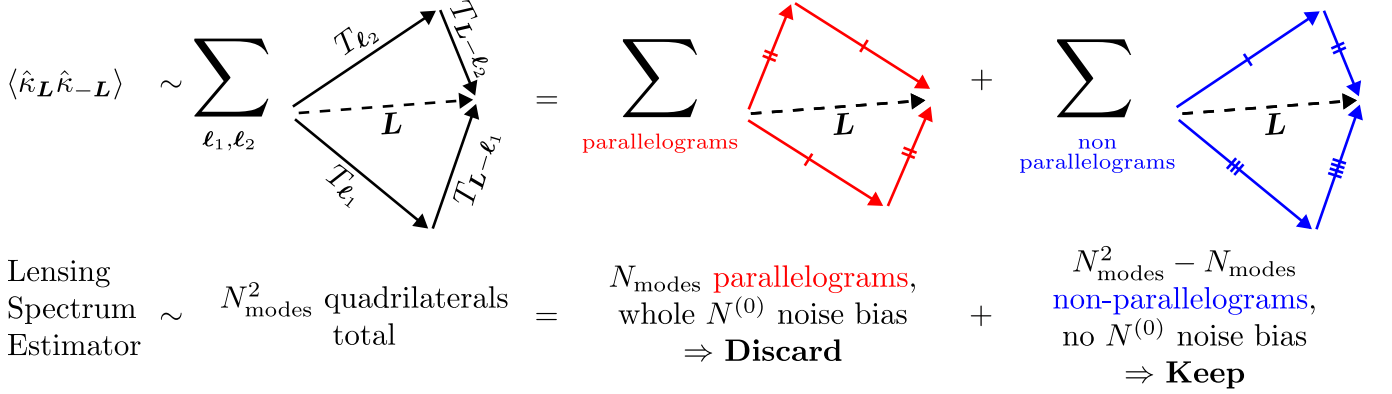


FIG. 1. A visualization of our proposed \hat{N} subtraction method. One can schematically think of the estimator for the CMB lensing power spectrum, Eq. (10), as a sum over quadrilaterals where each side of the quadrilateral corresponds to a mode of the temperature map. All quadrilaterals contain information about the lensing power spectrum but **only the parallelograms contain information about the disconnected Gaussian bias**. We show this explicitly in Eq. (B28). So if we neglect parallelograms in computing $\langle \hat{\kappa} \hat{\kappa} \rangle$ we can remove the large disconnected Gaussian bias. We expand on this more in Sec. III

we assume the CMB is isotropic and homogeneous when emitted therefore independent modes of T_{ℓ}^0 are statistically independent. However, as we saw in Eq. (4), weak lensing of CMB introduces correlations between previously independent modes. Thus it should be possible to extract the lensing potential that causes this lensing by considering pairs of modes $T_{\ell}, T_{\mathbf{L}-\ell}$ and seeing what kind of correlations we have measured.

Using this estimator for the lensing potential $\kappa_{\mathbf{L}}$ we can now study the power spectrum of the lensing potential by first considering the two-point function of our estimator for the lensing potential:

$$\langle \hat{\kappa}_{\mathbf{L}} \hat{\kappa}_{\mathbf{L}}^* \rangle = (N_{\mathbf{L}}^{\kappa})^2 \int \frac{d^2 \ell_1}{(2\pi)^2} \int \frac{d^2 \ell_2}{(2\pi)^2} F_{\ell_1, \mathbf{L}-\ell_1}^{\kappa} F_{-\ell_2, -\mathbf{L}+\ell_2}^{\kappa} \times \langle T_{\ell_1} T_{\mathbf{L}-\ell_1} T_{-\ell_2} T_{-\mathbf{L}+\ell_2} \rangle. \quad (10)$$

This estimate for the lensing power spectrum has several significant noise biases which can helpfully be denoted by $N^{(i)}$ biases.

A. $N^{(i)}$ Noise Biases

There are several noise biases hindering our estimate of the true κ power spectrum:

- $N^{(0)}$: large disconnected Gaussian noise bias. This bias is expected even for a Gaussian unlensed CMB map, or Gaussian noise and foregrounds.
- $N^{(1)}$: bias arising from an integral over one power of the lensing power spectrum $\iint \langle \kappa^2 \rangle$

In general we have :

- $N^{(i)}$: bias arising from an integral over i powers of the lensing power spectrum

We spell out biases of these type in more detail within App. B. Moreover, taking into account the non-Gaussianity of the lensing field, there exists a non-zero bispectrum which allows contraction that lead to other noise biases:

- $N^{(i/2)}$: bias arising from intrinsic non-Gaussianity in the lensing potential, involving the i -th power of the lensing field [22–25]

The standard way to estimate the Gaussian bias $N^{(0)}$ is to compute what is called a realization-dependent $N^{(0)}$, $\text{RDN}^{(0)}$ Monte Carlo (MC) correction as described in Refs. [26, 27]. This estimator is constructed to be robust to misestimates of the underlying total power spectrum in comparison to a naive method where one subtracts $N_{\text{theory}} \equiv N^{\kappa}$ from Eq. (8). We expand on $\text{RDN}^{(0)}$ in Sec. IV and the N_{theory} subtraction in App. D

We can also estimate the first relevant higher order $N^{(1)}$ noise bias in two ways: analytic computation of the $N^{(1)}$ bias as described in Refs. [28–31] which we review in App. B or numerical computation from simulations as described in Ref. [16] which we will discuss in App. H. In our numerical studies we utilize both of these methods to estimate $N^{(1)}$ as we will discuss in App. H as well.

Higher order biases such as the $N^{(2)}$ bias can still lead to significant misestimates of the lensing power spectrum at low \mathbf{L} [29]. However in Ref. [32], it is shown that one can do a non-perturbative treatment of the lensing potential power spectrum and derive that replacing C_{ℓ}^{TT} with $C_{\ell}^{T\nabla T}$ in Eq. (5) significantly reduces the $N^{(2)}$ bias:

$$f_{\ell, \mathbf{L}-\ell}^{\kappa} = \frac{2\mathbf{L}}{L^2} \cdot \left[\ell C_{\ell}^{T\nabla T} + (\mathbf{L} - \ell) C_{|\mathbf{L}-\ell|}^{T\nabla T} \right]. \quad (11)$$

We make use of these $C_L^{T\nabla T}$ weights in this paper for our numerical studies.

III. EXACT NOISE BIAS AVOIDANCE

Our proposed method to avoid the Gaussian $N^{(0)}$ noise bias, outlined in Fig. 1, boils down to isolating and subsequently discarding the set of $\{\ell_1, \ell_2\}$ in Eq. (10) which contain the entire $N^{(0)}$ Gaussian noise bias. Formally this is a measure zero set and in practice means ignoring N_{modes} out of the N_{modes}^2 terms $\langle T_{\ell_1} T_{L-\ell_1} T_{\ell_2} T_{L-\ell_2} \rangle$ used to estimate the lensing power spectrum.

This $N^{(0)}$ noise bias avoidance improves over traditional methods by (1) circumventing the need for extensive MC simulations to subtract $N^{(0)}$ and (2) leads to a negligible fractional reduction in the SNR (of order $\sim 1/N_{\text{modes}} \sim 10^{-6}$). Also by nature of (1) our estimator is insensitive to inexact assumptions about the power spectrum C_ℓ^{TT} , which is a source of misestimation for traditional MC-based corrections.

To implement this avoidance of the configurations which source the $N^{(0)}$ bias, we simply keep the usual CMB lensing power spectrum estimator (which contains all the configurations) and subtract from it the problematic configurations from the data. As illustrated schematically in Eq. (7), the CMB lensing quadratic estimator can be thought of as the sum of $\sim N_{\text{modes}}$ elementary quadratic estimators. The noise bias only arises from the auto-spectra of these elementary estimators. By keeping only the $N_{\text{modes}}(N_{\text{modes}} - 1)/2$ cross-spectra, we avoid the noise bias, while discarding only a fraction $\sim 1/N_{\text{modes}} \sim 10^{-6}$ of the signal to noise. Our method thus amounts to estimating the CMB lensing auto-spectrum only from cross-spectra. We denote these problematic configurations \hat{N}_L , defined as²

$$\hat{N}_L = 2(N_L^\kappa)^2 \int \frac{d^2\ell}{(2\pi)^2} F_{\ell, L-\ell}^\kappa F_{-\ell, -L+\ell}^\kappa |T_\ell|^2 |T_{L-\ell}|^2. \quad (12)$$

Note that due to the structure of the integral, this can be efficiently implemented with the use of FFTs as shown in our code **LensQuEst**. We can thus form a new estimator for the CMB lensing auto-spectrum:

$$\hat{C}_L^{\kappa\kappa, (\text{no bias})} \equiv \hat{\kappa}_L \hat{\kappa}_L^* - \hat{N}_L. \quad (13)$$

Crucially, just like the standard lensing quadratic estimator, this quantity can be computed efficiently with FFT on the flat sky (resp. spherical harmonics transforms on the curved sky). As a result, it does not increase the complexity or the computation time of the analysis. This

new estimator subtracts the Gaussian noise bias exactly on average. Indeed, in the absence of lensing signal when $\langle \hat{\kappa}_L \hat{\kappa}_L^* \rangle_{\text{GRF}} = N_L^{(0)}$ only³,

$$\langle \hat{\kappa}_L \hat{\kappa}_L^* \rangle_{\text{GRF}} - \langle \hat{N}_L \rangle_{\text{GRF}} = 0. \quad (14)$$

In Fig. 2, we show how our exact noise bias avoidance works on a lensed CMB temperature map with no masking and isotropic noise in comparison to the standard method. In Sec. VII and Sec. IX we comment on the robustness of our estimator in the presence of realistic anisotropic noise and masking. In this plot we use a hybrid method to estimate the $N^{(1)}$ term which we describe in App. H⁴. We see from this plot that in this case our method is able to estimate the $N^{(0)}$ bias to better than 0.1%, doing just as well as standard methods.

IV. COMPARISON WITH THE STANDARD REALIZATION-DEPENDENT $N^{(0)}$ SUBTRACTION

Currently, the standard way to estimate the Gaussian bias is called realization-dependent $N^{(0)}$ Refs. [26, 27]. It makes use of the actual measured data d , along with two sets of simulations $\{s\}, \{s'\}$ which are Gaussian random fields with power spectra that are equal to the total lensed CMB power spectrum \tilde{C}_ℓ^{TT} :

$$\begin{aligned} \text{RDN}_L^{(0)} \equiv & \langle C_L(\hat{\kappa}^{ds}, \hat{\kappa}^{ds}) + C_L(\hat{\kappa}^{ds}, \hat{\kappa}^{sd}) \\ & + C_L(\hat{\kappa}^{sd}, \hat{\kappa}^{ds}) + C_L(\hat{\kappa}^{sd}, \hat{\kappa}^{sd}) \\ & - (C_L(\hat{\kappa}^{ss'}, \hat{\kappa}^{ss'}) + C_L(\hat{\kappa}^{ss'}, \hat{\kappa}^{s's})) \rangle_{s,s'}. \end{aligned} \quad (15)$$

This estimator for the disconnected noise bias arises naturally from an Edgeworth expansion of the CMB likelihood which we show explicitly in App. G. It has two advantages over simply evaluating N_{theory} (Eq. (8)) numerically. First, while both methods require modeling the power spectrum of the observed data d , $\text{RDN}^{(0)}$ is parametrically less sensitive to inaccuracies in the power spectrum model. Second, as we show below in Fig. 4, it optimally suppresses the covariance of the lensing band powers.

Our method differs from the usual $\text{RDN}^{(0)}$ subtraction in CMB lensing in several important ways. First, it does not require running the lensing estimator on Gaussian simulations with the same power spectrum as the data. Thus our estimator is insensitive to errors in the

² In Eq. (12) we are suppressing a factor of $[(2\pi)^2 \delta^{(D)}(0)]^{-1}$ that turns into a finite area correction when computing this in the discrete case. Namely $\delta^{(D)}(0)$ becomes the area of the map in the discrete case. See discussion around Eq. (A4).

³ In Eqs. (13) and (14), there is actually an additional $\ell = L/2$ contraction not included. However, we show in App. D that this additional contraction is smaller, again by a factor $\sim 1/N_{\text{modes}} \sim 10^{-6}$.

⁴ We also show in App. B 1 that our proposed \hat{N} subtraction does not affect $N^{(1)}$ biases thus allowing us to use standard methods of computing $N^{(1)}$.

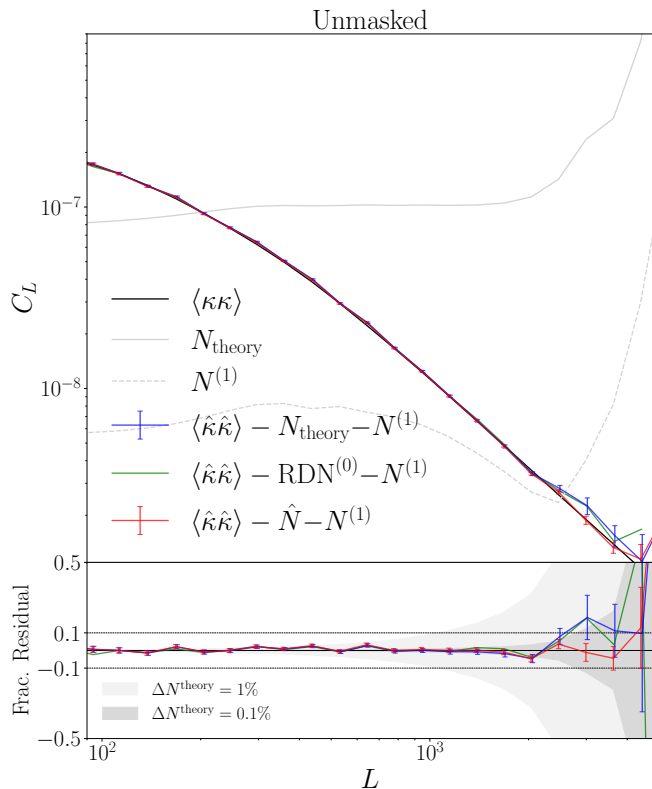


FIG. 2. When estimating the lensing power spectrum $\langle \kappa \kappa \rangle$ (black) as a function of angular multipole for a Simons Observatory (SO)-like survey, the $N^{(0)}$ Gaussian bias (gray solid) dominates on small scales. As a result, as the bottom residual plot shows, even a 0.1% misestimate of $N^{(0)}$ at high L leads to a 10% bias in $\langle \kappa \kappa \rangle$. When the input CMB and noise power spectra are perfectly known, standard methods like theory subtraction (blue) and RDN $^{(0)}$ subtraction (green) perform equally well as our new bias avoidance method (red). This new method continues to work when the input models are inaccurate as we will see in Secs. VII and IX, and is computationally faster, by not relying on a set of simulations. In fact, since we computed the RDN $^{(0)}$ correction using common pool of simulations thus introducing non-trivial correlations, it is difficult, though not impossible through semi-analytic methods [33, 34], to estimate a meaningful error bar on it. So for the RDN $^{(0)}$ subtracted spectra we do not include error bars. We expand on how we simulate our maps in App. C.

modelling of the total map power spectrum, which is a required input for those Gaussian simulations. Second, by not requiring to run our estimator on many simulations we are also able to significantly reduce the computational run time and memory cost of estimating the $N^{(0)}$ bias.

However, our method shares several limitations with the usual RDN $^{(0)}$ subtraction. Non-Gaussian foregrounds contribute a non-Gaussian bias to the lensing power spectrum estimator. This contribution is not subtracted automatically in our method, similarly to the other $N^{(0)}$ subtraction methods mentioned. Similarly, another bias to the lensing power spectrum can occur

from inhomogeneous atmospheric noise, or detector noise from a non-uniform scan strategy, or due to mode coupling from the survey mask. We study these in more detail in Secs. VII and IX.

V. EFFECT ON THE CMB WEAK LENSING POWER SPECTRUM COVARIANCE

In this section we argue that the bulk of the covariance in the CMB weak lensing power spectrum is due to the given $N^{(0)}$ realization. Correspondingly we should expect the bulk of the covariance to be removed if we remove the $N^{(0)}$ noise bias. This is desirable for our measured CMB weak lensing power spectra: making the covariance matrix more diagonal simplifies the problem of its estimation.

Indeed, Fig. 3 shows that the correlation structure of $C_L^{\hat{\kappa}\hat{\kappa}}$ is almost identical in two cases: (1) $\hat{\kappa}$ run on lensed temperature maps (upper left) and (2) $\hat{\kappa}$ run on an unlensed temperature map (Gaussian random fields) with the same power spectrum. In (1), the resulting $C_L^{\hat{\kappa}\hat{\kappa}}$ includes $N^{(0)}$, the true lensing power spectrum, and higher order $N^{(i)}$ biases. In (2), $C_L^{\hat{\kappa}\hat{\kappa}}$ includes only $N^{(0)}$. Since the dominant correlation structure in (1) also appears in (2) where there is only $N^{(0)}$, we see that the bulk of the covariance in the CMB weak lensing power spectrum is due to $N^{(0)}$. We analytically explain the origin of these off-diagonal covariance in $N^{(0)}$ in App. E.

Subtracting the expected $N^{(0)}$, computed from the power spectrum of the input maps, would not change the correlation structure in Fig. 3. Indeed, this N_{theory} subtraction only removes the mean $N^{(0)}$, not its exact realization. On the other hand, both our \hat{N} estimator and the RDN $^{(0)}$ subtraction successfully suppress the off-diagonal covariances (Fig. 4). While both methods are as effective in this respect, the \hat{N} subtraction is dramatically cheaper computationally, requiring no simulations.

VI. TOY MODEL OF OPTIMAL TRISPECTRUM ESTIMATION

Ref. [20] presents an illuminating toy model for optimal trispectrum estimation which we connect to our method of $N^{(0)}$ subtraction, the standard realization-dependent $N^{(0)}$ subtraction, and the naive N_{theory} subtraction methods discussed in this paper. Consider a weakly non-Gaussian random variable X with zero mean, known variance σ^2 , and a small kurtosis \mathcal{K} we wish to estimate:

$$\langle X^2 \rangle = \sigma^2 \quad (16)$$

$$\langle X^4 \rangle = 3\sigma^4 + \mathcal{K}. \quad (17)$$

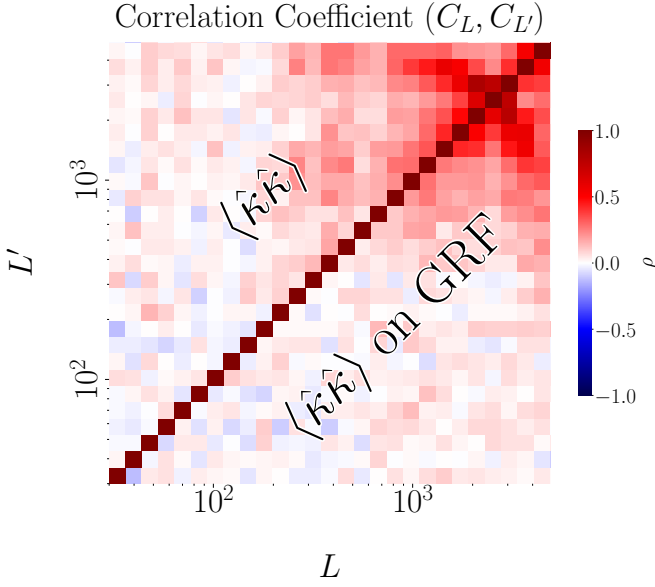


FIG. 3. There is non-trivial covariance structure between different angular multipoles of $\langle \hat{\kappa} \hat{\kappa} \rangle \sim \text{CMB lensing spectrum} + N^{(0)} + \dots$ as shown in the upper left where we plot covariance structure of $\langle \hat{\kappa} \hat{\kappa} \rangle$. The dominant contribution to this covariance is from the $N^{(0)}$ bias. This is shown in the lower right where we plot the covariance structure of $\langle \hat{\kappa} \hat{\kappa} \rangle$ run on GRFs with the same power spectrum as an actually lensed map. Since in the bottom right plot we are only using Gaussian random fields, there is only the Gaussian $N^{(0)}$ contribution and no non-Gaussian lensing signal or higher order $N^{(i)}$ within $\langle \hat{\kappa} \hat{\kappa} \rangle_{\text{GRF}}$. Because the dominant covariance structure in the upper left also shows up in the bottom right we see that the dominant contribution to the covariance in CMB lensing spectrum is from $N^{(0)}$. We spell out the origin of this covariance structure in App. E. Since the dominant contribution to covariances in the CMB lensing spectrum are due to $N^{(0)}$, it should be expected that any prescription to handle the $N^{(0)}$ bias should also handle the covariance introduced by the $N^{(0)}$ bias. We shall see in Fig. 4 that both our proposed method and the standard $\text{RDN}^{(0)}$ do this.

Let x_1, \dots, x_N be independent realization of this random variable X :

$$\langle x_i x_j \rangle = \delta_{ij} \sigma^2 \quad (18)$$

$$\langle x_i x_j x_k x_l \rangle = \sigma^4 (\delta_{ij} \delta_{kl} + \delta_{ik} \delta_{jl} + \delta_{il} \delta_{jk}) + \mathcal{K} \delta_{ij} \delta_{jk} \delta_{kl}. \quad (19)$$

In this toy model, x_i is analogous to a specific Fourier mode of the CMB temperature anisotropy field T_{ℓ} and knowing σ^2 is analogous to knowing the total power spectrum of the temperature field.

From Eqs. (17) and (19) one might write down the naive estimator for \mathcal{K} :

$$\hat{\mathcal{K}}_{\text{naive}} = \frac{1}{N} \left(\sum_{i=1}^N x_i^4 \right) - 3\sigma^4 \quad (20)$$

However if we are searching for a minimum variance estimator, this is suboptimal. Indeed, one can compute

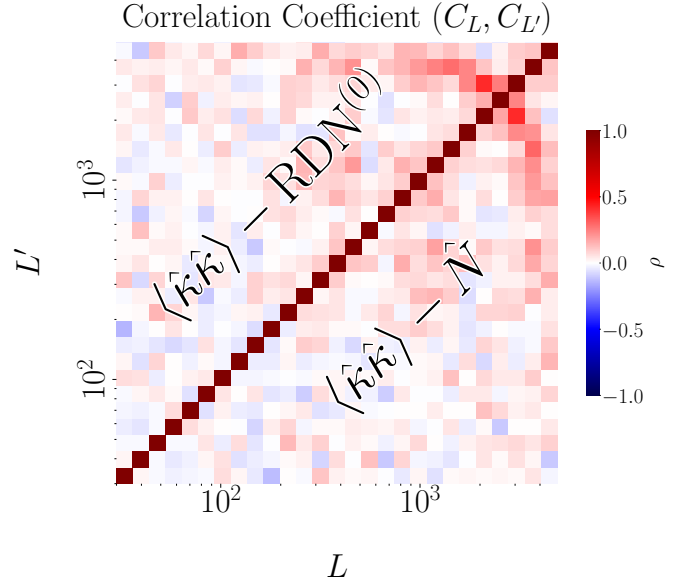


FIG. 4. The non-trivial covariance between different angular multipoles of $\langle \hat{\kappa} \hat{\kappa} \rangle \sim \text{CMB lensing spectrum} + N^{(0)} + \dots$ shown in Fig. 3 which we argue are mostly due to $N^{(0)}$ are removed by both the standard $\text{RDN}^{(0)}$ subtraction (upper left) and our proposed method of $N^{(0)}$ bias avoidance (lower right). Note that doing the naive N^{theory} subtraction would not remove the covariance since N^{theory} is a constant which cannot affect the covariance.

that

$$\text{Var}(\hat{\mathcal{K}}_{\text{naive}}) = \frac{96\sigma^8}{N}. \quad (21)$$

Furthermore it suffers from a strong parametric dependence on our estimate of σ^2 . Suppose we estimate σ^2 with some error:

$$\sigma_{\text{est}}^2 = \sigma_{\text{true}}^2 - \Delta\sigma^2. \quad (22)$$

Then the estimate of $\hat{\mathcal{K}}_{\text{naive}}$ is biased as

$$\langle \hat{\mathcal{K}}_{\text{naive}} \rangle = \mathcal{K} - 6\sigma^2(\Delta\sigma^2) + O(\Delta\sigma^2)^2. \quad (23)$$

This makes the naive estimator fragile to misestimates of σ^2 in comparison to other methods we will discuss shortly.

This naive method is analogous to the naive $N^{(0)}$ subtraction method we described earlier in this paper of subtracting off N_{theory} . So we can glean that the naive N_{theory} subtraction suffers the same problems as this naive kurtosis estimator. It is not the optimal minimum variance estimator of $C_L^{\kappa\kappa}$ and is vulnerable to misestimates of the total CMB temperature power spectrum (“ σ^2 ”).

$\hat{\mathcal{K}}_{\text{opt}}$, the minimum variance unbiased estimator of this kurtosis given that σ^2 is known, can be shown to be

(Ref. [20] and App. F)

$$\hat{\mathcal{K}}_{\text{opt}} = \frac{1}{N} \sum_{i=1}^N x_i^4 - \underbrace{\frac{6\sigma^2}{N} \sum_{i=1}^N x_i^2}_{\text{(A)}} + \underbrace{3\sigma^4}_{\text{(B)}}. \quad (24)$$

Another computation will lead to the variance of this estimator:

$$\text{Var}(\hat{\mathcal{K}}_{\text{opt}}) = \frac{24\sigma^8}{N}. \quad (25)$$

Comparing this to Eq. (21) we see that the naive estimator is significantly suboptimal. We can also perform a similar robustness analysis as in Eq. (22) to find that if we misestimate σ^2 then

$$\langle \hat{\mathcal{K}}_{\text{opt}} \rangle = \mathcal{K} + 3(\Delta\sigma^2)^2 + \dots \quad (26)$$

In comparison to Eq. (23) we see that the optimal estimator is also much more robust to misestimates of σ^2 by one power in the error. This is extremely attractive for problems where σ^2 is difficult to estimate.

The optimal kurtosis estimator $\hat{\mathcal{K}}_{\text{opt}}$ is exactly analogous to the standard realization dependent $N^{(0)}$ subtraction method. We show this rigorously in App. F and App. G by demonstrating that the derivation of $\text{RDN}^{(0)}$ is the multivariate generalization of $\hat{\mathcal{K}}_{\text{opt}}$. But this can also be seen schematically. Indeed, terms (A) and (B) in Eq. (24) can be related to the corresponding terms in $\text{RDN}_L^{(0)}$ Eq. (15)

$$\text{RDN}_L^{(0)} = \left\langle \begin{array}{l} C_L(\hat{\kappa}^{ds}, \hat{\kappa}^{ds}) + C_L(\hat{\kappa}^{ds}, \hat{\kappa}^{sd}) \\ + C_L(\hat{\kappa}^{sd}, \hat{\kappa}^{ds}) + C_L(\hat{\kappa}^{sd}, \hat{\kappa}^{sd}) \end{array} \right\rangle_{s,s'} \quad \text{(A)} \quad (15)$$

$$\text{(B)} \left\{ -(C_L(\hat{\kappa}^{ss'}, \hat{\kappa}^{ss'}) + C_L(\hat{\kappa}^{ss'}, \hat{\kappa}^{s's})) \right\rangle_{s,s'}.$$

Namely:

- The (A) terms of the form $C_L(\hat{\kappa}^{ds}, \hat{\kappa}^{ds})$ are the same as being a product of the sample variance $\sum_i x_i^2/N$ from the dd contractions and the assumed “true” input variance σ^2 from the ss contractions.
- The (B) terms of the form $C_L(\hat{\kappa}^{ss'}, \hat{\kappa}^{ss'})$ only containing information about the assumed “true” variance σ^2 from the ss and $s's'$ contractions.

We put “true” in quotation marks since in reality, the underlying power spectra is not known making the optimal kurtosis (and thus trispectrum) estimator sensitive to how well we understand the underlying power spectrum as discussed in Eq. (26). Thus from this toy model and correspondence between $\hat{\mathcal{K}}_{\text{opt}}$ and $\text{RDN}^{(0)}$ we can glean the fact that $\text{RDN}^{(0)}$ is more robust to misestimates of “ σ^2 ” compared to the naive method of N^{theory} as it was designed to be and can be thought of as a generalization of the optimal minimum-variance kurtosis estimator given that σ^2 is known perfectly.

In addition to the optimal estimator, Ref. [20] presents an alternative near-optimal kurtosis estimator $\hat{\mathcal{K}}_{\text{alt}}$ of the form

$$\hat{\mathcal{K}}_{\text{alt}} = \frac{1}{N} \sum_i x_i^4 - \underbrace{\frac{3}{N(N-1)} \sum_{i \neq j} x_i^2 x_j^2}_{\text{(C)}}. \quad (27)$$

As before, you can compute the variance of this estimator:

$$\text{Var}(\hat{\mathcal{K}}_{\text{alt}}) = \frac{24\sigma^8}{N} \left(1 + \frac{3}{N-1} \right) \quad (28)$$

$$= \text{Var}(\hat{\mathcal{K}}_{\text{opt}}) + O\left(\frac{1}{N}\right)^2 \quad (29)$$

From the last line where we compare to the variance of the optimal minimum variance estimator Eq. (25) we see that this estimator is *nearly* optimal. But a key difference is that this alternative estimator *has no dependence on an assumed σ^2* . This means that unlike the optimal estimator $\hat{\mathcal{K}}_{\text{opt}}$, this alternative estimator $\hat{\mathcal{K}}_{\text{alt}}$ is completely insensitive to misestimates in σ^2 .

We can show that this alternative kurtosis estimator $\hat{\mathcal{K}}_{\text{alt}}$ is analogous to our proposed method of subtracting the $N^{(0)}$ bias. Indeed, the (C) term in Eq. (27) can be identified with the terms in our \hat{N} subtraction scheme in Eq. (12):

$$\hat{N}_L = 2(N_L^\kappa)^2 \int_{\ell} F_{\ell, L-\ell}^\kappa F_{-\ell, -L+\ell}^\kappa \underbrace{|T_\ell|^2 |T_{L-\ell}|^2}_{\text{(C)}}. \quad (12)$$

We can understand the term $\sum_{i \neq j} x_i^2 x_j^2$ as all the contractions where we get information only about the disconnected Gaussian bias from the $(ii)(jj)$ contraction but never about the connected non-Gaussian kurtosis since x_i and x_j are independent for $i \neq j$. This is analogous to $\int_{\ell} |T_\ell|^2 |T_{L-\ell}|^2$ since these terms are the terms where we get all our contribution to the disconnected Gaussian bias⁵. Thus from this toy model and correspondence between $\hat{\mathcal{K}}_{\text{alt}}$ and \hat{N} we can intuit the fact that \hat{N} is completely insensitive to misestimates of “ σ^2 ,” as we established earlier, but *is still a nearly optimal estimator for the connected trispectrum (“kurtosis”)*.

⁵ You might notice a slight subtlety to this correspondence between our \hat{N} and this toy model. The $|T_\ell|^2 |T_{L-\ell}|^2$ terms in our \hat{N} also contain information about the connected non-Gaussian contribution since $\langle T_\ell T_\ell^* T_{L-\ell} T_{L-\ell}^* \rangle_c \neq 0$ due to mode couplings from lensing whereas $\langle x_i x_i x_j x_j \rangle_c = 0$ by assumption of the x_i being iid in this toy model. However, the analogy still holds. This is because computing $\langle \hat{\kappa} \hat{\kappa} \rangle - \hat{N}$ removes only N_{modes} of the total N_{modes}^2 contributions to the connected non-Gaussian contribution when we subtract \hat{N} . So, to roughly first order in $O(1/N_{\text{modes}})$, we can draw the connection between our \hat{N} method and this $\hat{\mathcal{K}}_{\text{alt}}$ despite the iid assumption in the toy model which is not present in the general case.

ACT DR5 IVar Map

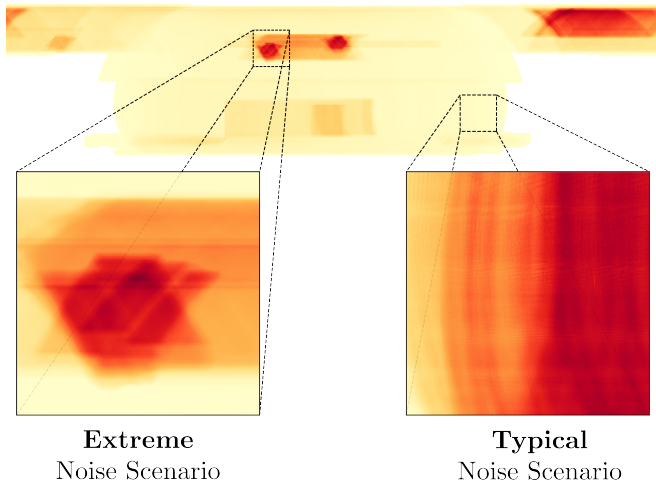


FIG. 5. To test our proposed \hat{N} subtraction method in the presence realistic anisotropic detector noise, we take two cutouts of the ACT DR5 IVar Map: (1) a typical anisotropic noise scenario expected for SO and (2) a extreme anisotropic noise scenario. Both of these anisotropic noise maps are applied multiplicatively to a GRF with the expected noise power spectrum for SO such that $N^{\text{anisotropic}}(\mathbf{x}) \geq N^{\text{isotropic}}(\mathbf{x})$. See App. C for more details. Note that in the **typical** noise scenario plot, we have enhanced the colors in order to emphasize that inhomogeneous instrument noise can arise due to scan pattern.

VII. INHOMOGENEOUS NOISE/DEPTH

The complex scan strategy of CMB experiments produce maps with inhomogeneous noise levels. These are difficult to model, resulting in inaccurate simulations, which can bias the standard $N^{(0)}$ subtraction techniques. While the $\text{RDN}^{(0)}$ is somewhat robust to this inaccurate modeling, a very small bias of only $\sim 0.1\%$ on $N^{(0)}$ can result in a large bias of $\sim 10\%$ on the small-scale lensing power spectrum (Fig. 2).

The \hat{N} estimator is insensitive to any mismodeling of the observed power spectrum, since it does not rely on simulations. However, our estimator implicitly assumes statistical isotropy which only approximately holds once noise inhomogeneities arise. This can be put in contrasts to the standard $\text{RDN}^{(0)}$ method which is sensitive to mismodeling but does not assume statistical isotropy and instead utilizes the full two-point function when estimating $N^{(0)}$. So it is important to understand the trade-off between (1) approximating maps with noise inhomogeneities as statistically isotropic and (2) the sensitivity of $\text{RDN}^{(0)}$ to mismodeling of noise inhomogeneities. This tradeoff will determine the relative performance between our method and the standard $\text{RDN}^{(0)}$ in the presence of inhomogeneous instrument noise. In this section we study the robustness of our method to (1) typical or (2) extreme anisotropic detector noise. For

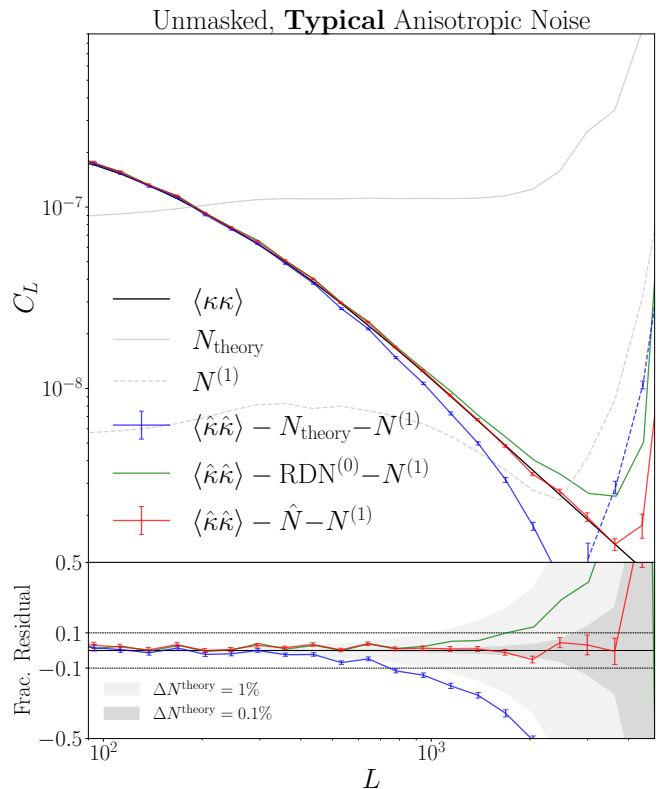


FIG. 6. When CMB temperature anisotropy maps exhibit a **typical** level of anisotropic noise such as what's displayed in Fig. 5, there are additional mode couplings which one must address when estimating the lensing power spectrum $\langle \kappa \kappa \rangle$ (black) as a function of angular multipole L . The standard method $\text{RDN}^{(0)}$ subtraction (green) and our new bias avoidance method (red) both perform equally well in the presence of typical anisotropic noise levels whereas the naive N^{theory} subtraction (blue) fails at small scales. Dashed lines correspond to the same colored curve when that curve becomes negative. For similar reasons described in Fig. 2 we do not include error bars for the $\text{RDN}^{(0)}$ subtraction. The biased estimate for $\langle \kappa \kappa \rangle$ from $\text{RDN}^{(0)}$ subtraction at small scales may be chalked up to both convergence of the MC correction as well as small errors in the assumed total temperature power spectrum including anisotropic noise needed for MC simulations. Even minor mismodeling can be magnified to percent level biases due to the fact that $N^{(0)}$ is orders of magnitude larger than the lensing signal $\langle \kappa \kappa \rangle$ at small scales.

this, we use the actual depth maps from ACT DR5 (see Fig. 5). We perform a simulated analysis of the performance of our method and $\text{RDN}^{(0)}$. Specifically, we generate anisotropic Gaussian noise realizations by multiplying white noise maps with the typical or extreme inhomogeneous depth maps shown in Fig. 5. We then add an independent lensed CMB realization to each of these, and a Gaussian random field representing the level of foregrounds at 150 GHz (neglecting their non-Gaussianity) resulting in 500 simulated maps. Fig. 6 shows that our noise bias avoidance method (red) is at least as robust to

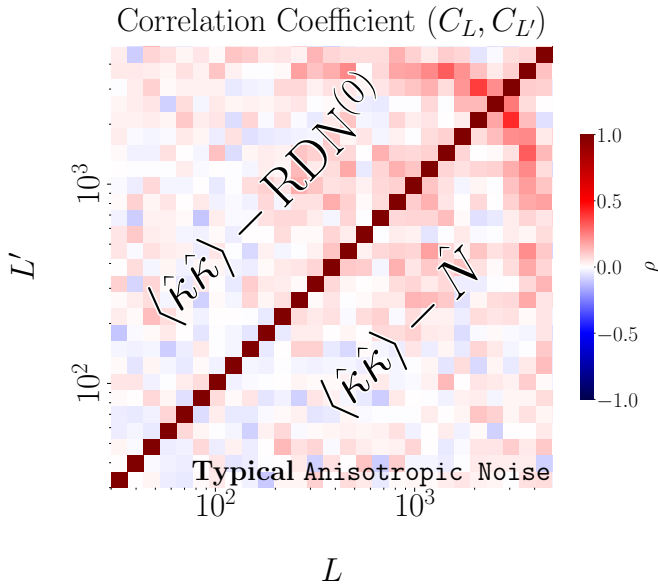


FIG. 7. In the presence of typical anisotropic detector noise, the non-trivial covariance structure between different angular multipoles of $\langle \hat{\kappa} \hat{\kappa} \rangle \sim \text{CMB lensing spectrum} + N^{(0)} + \dots$ shown in Fig. 3 may be modified. However this does not spoil the removal of the dominant contributor to these covariance by the standard $\text{RDN}^{(0)}$ (upper left) subtraction and our proposed method of $N^{(0)}$ bias avoidance (lower right).

typical noise inhomogeneities as the $\text{RDN}^{(0)}$ (green) and N_{theory} (blue) subtractions⁶. While the $\text{RDN}^{(0)}$ appears to fail at a lower multipole L , this might be improved with more simulations. However this comes at an increased computational cost which was prohibitive for us. This highlights the benefit of the much lower computing cost of \hat{N} .

In this typical noise inhomogeneity scenario, $\text{RDN}^{(0)}$ and \hat{N} both continue to suppress the off-diagonal covariances on the lensing power spectrum (Fig. 7). Indeed, the residual correlation structure is very similar to Fig. 4.

In the extreme noise inhomogeneity scenario, Fig. 8 shows that $\text{RDN}^{(0)}$ works best if accurate noise simulations can be obtained. However, we shall see in the next section, that our \hat{N} estimator can be combined with a split-based method [18] that is insensitive to the noise properties and does not rely on detailed understanding of the noise model. While this level of anisotropy was present in some parts of the ACT data, due to the coaddition of maps from multiple seasons with different footprints, we do not expect this level of inhomogeneity in current and upcoming wide-field CMB surveys.

⁶ Note that in a real analysis one may use optimal anisotropic Wiener filtering [35] as opposed to the naive quadratic estimator with isotropic weights as we do here. However, we do not believe the use optimal anisotropic Wiener filtering would change the qualitative picture shown in this section.

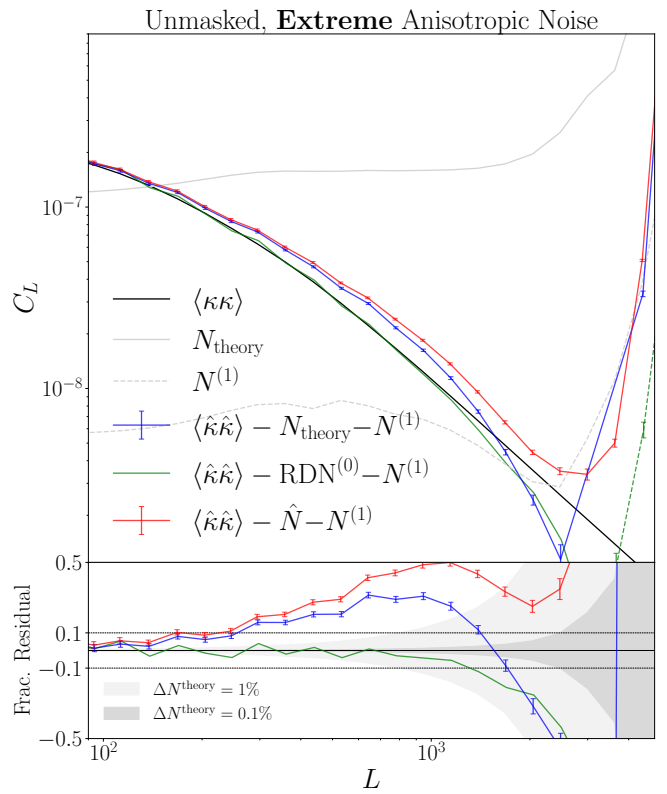


FIG. 8. When CMB temperature anisotropy maps exhibit a **extreme** level of anisotropic noise such as what's displayed in Fig. 5, there are additional strong mode couplings which makes it difficult to estimate the lensing power spectrum $\langle \kappa \kappa \rangle$ (black) as a function of angular multipole L . At this level of extreme noise anisotropy, the naive N_{theory} subtraction (blue), and our new bias avoidance method (red) fail while the standard $\text{RDN}^{(0)}$ subtraction (green), continues to work. Dashed lines correspond to the same colored curve when that curve becomes negative. For similar reasons described in Fig. 2 we do not include error bars for the $\text{RDN}^{(0)}$ subtraction. It should be noted that this level of noise anisotropy is exactly what split-based methods described in Sec. VIII and Ref. [18] are designed to handle. We also showed in that section how one might combine split-based methods with our proposed noise bias avoidance method. Thus if one encounters such extreme anisotropic noise in analysis, we prescribe using split-based methods in combination with our proposed noise bias avoidance for split-based lensing power spectrum. In the presence of such extreme anisotropic noise there will also be a mean-field which we estimate and subtract off. The origin of this mean-field is discussed more in Sec. IX A for the comparable case of masking.

VIII. COMPARISON WITH THE MAP SPLIT-BASED $N^{(0)}$ SUBTRACTION

As we saw in Fig. 8, once detector and atmospheric noise inhomogeneities become large, our method fails to remove the $N^{(0)}$ bias. However one can combine our proposed method with split-based methods, proposed in Ref. [18], to handle these extreme noise anisotropies.

Ref. [18] proposed an estimator for the CMB lensing power spectrum with no detector noise bias $\hat{C}_{\mathbf{L}}^{\kappa\kappa,\times}$. This estimator makes use of m splits of the CMB map $T_{\ell}^{(i)}$ with independent instrument noise. One can then cross correlate these splits to make an estimator for the lensing potential that is insensitive to modelling of detector noise:

$$\hat{\kappa}_{\mathbf{L}}^{(ij)} \equiv \frac{1}{2} N_{\mathbf{L}}^{\kappa} \int \frac{d^2\ell}{(2\pi)^2} F_{\ell,\mathbf{L}-\ell}^{\kappa} \times \left[T_{\ell}^{(i)} T_{\mathbf{L}-\ell}^{(j)} + T_{\ell}^{(j)} T_{\mathbf{L}-\ell}^{(i)} \right], \quad (30)$$

$$\hat{C}_{\mathbf{L}}^{\kappa\kappa,\times} \equiv \frac{1}{m(m-1)(m-2)(m-3)} \times \sum_{ijkl} \gamma_{ijkl} C_{\mathbf{L}}(\hat{\kappa}_{\mathbf{L}}^{(ij)}, (\hat{\kappa}_{\mathbf{L}}^{(kl)})). \quad (31)$$

For the case of temperature, since $F_{\ell,\mathbf{L}-\ell}^{\kappa}$ is symmetric, this symmetrization in Eq. (30) is trivial, but we use this notation since in general, e.g. when estimating κ from TE or TB, F is not symmetric. Following Ref. [18], we have defined γ_{ijkl} as

$$\gamma_{ijkl} = \begin{cases} 1 & \text{if } (i, j, k, l) \text{ all distinct} \\ 0 & \text{otherwise} \end{cases}. \quad (32)$$

By ignoring contributions to the four-point function which repeat a split, this method avoids the noise bias from atmospheric and detector noise, even if they are spatially inhomogeneous (e.g., due to the scan strategy). This is otherwise a limiting factor for current analyses, even when temperature maps are dominated by the lensed CMB and foregrounds on the relevant scales. This makes the split-based method very attractive.

It is also possible to define a version of our \hat{N} subtraction method for this split-based lensing power spectrum. We can define:

$$\hat{N}_{\mathbf{L}}^{ij,kl} = 2(N_{\mathbf{L}}^{\kappa})^2 \int \frac{d^2\ell}{(2\pi)^2} F_{\ell,\mathbf{L}-\ell}^{\kappa} F_{-\ell,-\mathbf{L}+\ell}^{\kappa} \times \left| T_{\ell}^{(i)} T_{-\ell}^{(j)} \right| \left| T_{\mathbf{L}-\ell}^{(k)} T_{-\mathbf{L}+\ell}^{(l)} \right|. \quad (33)$$

Our estimate for the $N^{(0)}$ bias can be written as

$$\hat{N}_{\mathbf{L}}^{\times} = \frac{1}{m(m-1)(m-2)(m-3)} \times \sum_{ijkl} \gamma_{ijkl} \hat{N}_{\mathbf{L}}^{ij,kl}. \quad (34)$$

Thus we can remove our estimated $N^{(0)}$ bias

$$\hat{C}_{\mathbf{L}}^{\kappa\kappa,(\text{no bias}),\times} = \hat{C}_{\mathbf{L}}^{\kappa\kappa,\times} - \hat{N}_{\mathbf{L}}^{\times}. \quad (35)$$

Naively this is an $O(m^4)$ computation. However, analogous to the fast algorithm proposed by Ref. [18], we can construct a fast $O(m^2)$ algorithm to compute this $\hat{N}_{\mathbf{L}}^{\times}$ which is described in App. I.

IX. IMPACT OF THE MASK

The presence of a mask leads to additional complications in the analysis of the CMB lensing power spectrum by inducing additional difficult-to-model mode couplings and a mean field which must be removed.

A. Biases from the mask mode coupling

To illustrate these additional mode couplings consider a temperature field with a masking function applied to it:

$$T^m(\mathbf{x}) = M(\mathbf{x})T(\mathbf{x}). \quad (36)$$

Thus in Fourier space we have a convolution

$$T_{\ell}^m = \int \frac{d^2\ell'}{(2\pi)^2} T_{\ell'} M_{\ell-\ell'}, \quad (37)$$

where we have introduced the Fourier transform of the mask. Now consider the mask

$$M(\mathbf{x}) = 1 - m(\mathbf{x}) \quad (38)$$

$$\Rightarrow M_{\ell} = \delta^{(D)}(\ell) - m_{\ell}. \quad (39)$$

This tells us that

$$T_{\ell}^m = T_{\ell} - \int \frac{d^2\ell'}{(2\pi)^2} T_{\ell'} m_{\ell-\ell'}. \quad (40)$$

To leading order, this modifies the mode couplings from Eq. (6):

$$\begin{aligned} \langle T_{\ell}^m T_{\mathbf{L}-\ell}^m \rangle &\approx \langle T_{\ell} T_{\mathbf{L}-\ell} \rangle - m_{\mathbf{L}} (C_{\ell}^{TT} + C_{|\mathbf{L}-\ell|}^{TT}) \\ &\equiv \langle T_{\ell} T_{\mathbf{L}-\ell} \rangle + m_{\mathbf{L}} f_{\ell,\mathbf{L}}^m \end{aligned} \quad (41)$$

Where in the last line we implicitly defined

$$f_{\ell,\mathbf{L}}^m = -C_{\ell}^{TT} - C_{|\mathbf{L}-\ell|}^{TT}. \quad (42)$$

Namely we get additional mode couplings due to masking. There are several methods to account for these mode coupling such as the pseudo- C_{ℓ} algorithm described in Refs. [36, 37] with modifications such as those done in Ref. [16] or alternatively, the mask can be propagated through the quadratic estimator as shown in Ref. [38]. We refer the reader to Ref. [16] for details on how the latest measurement of the CMB lensing power spectrum by ACT accounts for mode couplings due to masking. Masking also leads to a **mean-field bias** in our quadratic estimator for κ , Eq. (7):

$$\langle \hat{\kappa}_{\mathbf{L}}^m \rangle \approx \langle \hat{\kappa}_{\mathbf{L}} \rangle + \underbrace{N_{\mathbf{L}}^{\kappa} \left(\int \frac{d^2\ell}{(2\pi)^2} F_{\ell,\mathbf{L}-\ell}^{\kappa} f_{\ell,\mathbf{L}}^m \right)}_{\text{mean-field bias}} m_{\mathbf{L}}. \quad (43)$$

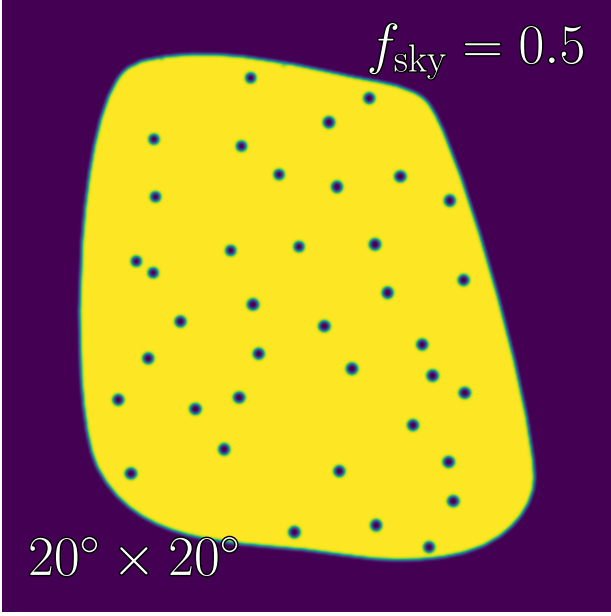


FIG. 9. In our numerical studies in Sec. IX we use the above apodized $20^\circ \times 20^\circ$ mask which includes point sources of radius ~ 10 arcmin to roughly match SPT [39]. Apodization is done using a Gaussian filter where the standard deviation for the Gaussian kernel is 3 pixels. The unapodized mask and point sources were lovingly hand-drawn.

Typically this mean field from a fixed mask is estimated from many simulations with independent CMB and lensing realizations and subtracted off:

$$\text{Mean-field subtraction : } \hat{\kappa} \rightarrow \hat{\kappa} - \langle \hat{\kappa} \rangle. \quad (44)$$

In this section we make use of this mean-field subtraction. Since our \hat{N} (Eq. (12)) is also derived from data, we must apply a mean-field correction $\Delta \hat{N}_{\text{mf}}$ to it as well:

$$\text{Mean-field subtraction : } \hat{N} \rightarrow \hat{N}/f_{\text{sky}}^2 - \Delta \hat{N}_{\text{mf}}. \quad (45)$$

This correction can be computed from the same simulations used to compute the mean field bias $\langle \hat{\kappa} \rangle$ by averaging the difference between \hat{N} run on masked and unmasked maps:

$$\Delta \hat{N}_{\text{mf}} = \langle \hat{N}(\text{Masked } T\text{'s})/f_{\text{sky}}^2 - \hat{N}(\text{Unmasked } T\text{'s}) \rangle, \quad (46)$$

where we discuss the origin of the f_{sky}^2 factor in Sec. IX B. In this section we also make use of this mean-field correction to \hat{N} .

In Fig. 10, we show how our exact noise bias avoidance performs on a lensed CMB temperature map with the mask shown in Fig. 9, in comparison to the standard method. We see from this plot that our proposed method is able to match the performance the standard $\text{RDN}^{(0)}$ method.

In practice, the mask induces additional coupling between the observed Fourier modes of the temperature

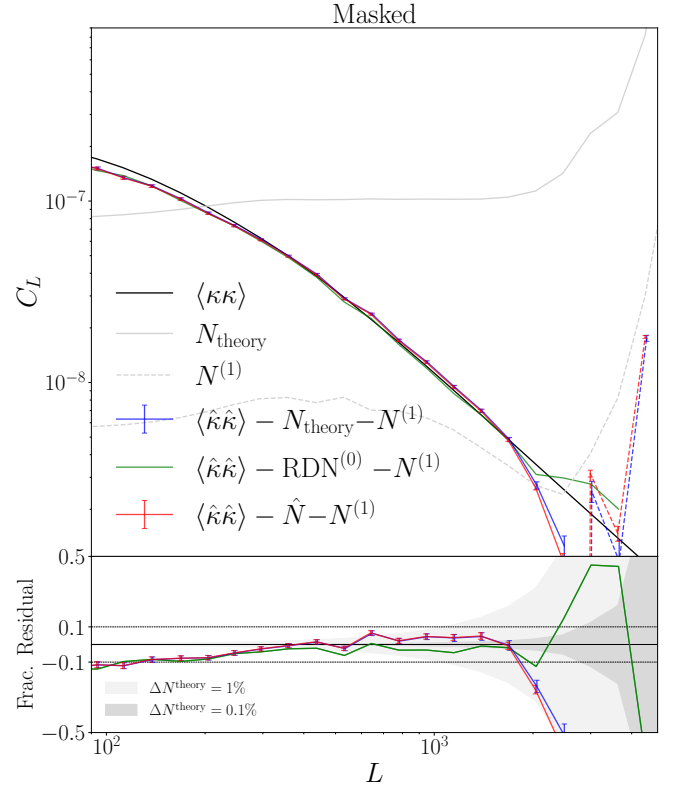


FIG. 10. When masks such as the one shown in Fig. 9 are applied CMB temperature anisotropy maps, there are additional mode couplings which one must address when estimating the lensing power spectrum $\langle \kappa \kappa \rangle$ (black) as a function of angular multipole L . We spell out roughly how these appear in Sec. IX. The standard method $\text{RDN}^{(0)}$ subtraction (green), the naive N^{theory} subtraction (blue), and our new bias avoidance method (red) all perform comparably in the presence of masking. Dashed lines correspond to the same colored curve when that curve becomes negative. For similar reasons described in Fig. 2 we do not include error bars for the $\text{RDN}^{(0)}$ subtraction. Since handling additional mask induced mode couplings are beyond the scope of this paper, we do not apply any corrections to account for these mask induced mode couplings. Instead the key result here is that our proposed method has comparable performance to the standard $\text{RDN}^{(0)}$ subtraction in the presence of masking.

maps. The full treatment of these mode coupling effects is beyond the scope of this paper (see Ref. [16] for a thorough treatment of the effect of masking on CMB lensing reconstruction).

In Fig. 11 we plot the correlation structure if we apply our \hat{N} subtraction in comparison to the standard $\text{RDN}^{(0)}$ subtraction in the presence of a mask. This is analogous to Fig. 4 and Fig. 7 where we plotted the same thing for isotropic and typical anisotropic noise respectively. We can see that in this case, we are still able to remove covariances as before.

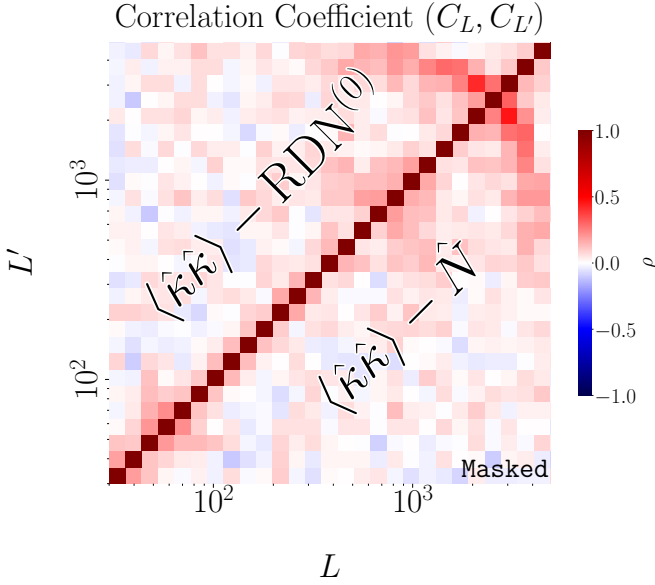


FIG. 11. In the presence of masking, the non-trivial covariance structure between different angular multipoles of $\langle \hat{\kappa} \hat{\kappa} \rangle \sim \text{CMB lensing spectrum} + N^{(0)} + \dots$ shown in Fig. 3 may be modified. However this does not completely spoil the removal of the dominant contributor to these covariance by the standard $\text{RDN}^{(0)}$ (upper left) subtraction and our proposed method of $N^{(0)}$ bias avoidance (lower right).

B. f_{sky} corrections for masking

In the presence of a mask, the lensing power spectrum from $\langle \hat{\kappa} \hat{\kappa} \rangle$ will be underestimated by approximately f_{sky} and our \hat{N} will underestimate the $N^{(0)}$ bias by approximately f_{sky}^2 . In this paper we adopt the simple approximate correction in the presence of masking by modifying Eq. (13):

$$\hat{C}_L^{\kappa\kappa, (\text{no bias})} = \frac{\hat{\kappa}_L \hat{\kappa}_L^*}{f_{\text{sky}}} - \frac{\hat{N}_L}{f_{\text{sky}}^2}. \quad (47)$$

We note that a Monte-Carlo normalization or the use of pseudo- C_ℓ will automatically include this correction which won't need to be applied separately. We now illustrate why this is with the same toy model we considered in Sec. VI. As in Sec. VI, consider N independent measurements of a random variable X : $\{x_1, \dots, x_N\}$. This X is again the 1D analogue of the T_ℓ maps. The 1D analogue of the lensing power spectrum and our \hat{N} estimator may be written as we did before in Eq. (27):

$$\left\langle \frac{1}{N} \sum_i x_i^4 \right\rangle = \langle X^4 \rangle \quad (48)$$

$$\left\langle \frac{3}{N(N-1)} \sum_{i \neq j} x_i^2 x_j^2 \right\rangle = 3 \langle X^2 \rangle^2. \quad (49)$$

Now suppose that we apply a mask that selects a fraction f of our measurements x_i . Namely our masked dataset

will have $x_i = 0$ for $i > Nf$. This f is analogous to f_{sky}^7 . Then Eq. (48) would be modified as

$$\left\langle \frac{1}{N} \sum_i x_i^4 \right\rangle = f \langle X^4 \rangle. \quad (50)$$

Similarly if we approximate $N(N-1) \approx N^2$ then Eq. (49) would be modified as

$$\left\langle \frac{3}{N(N-1)} \sum_{i \neq j} x_i^2 x_j^2 \right\rangle \approx f^2 \times 3 \langle X^2 \rangle^2. \quad (51)$$

Thus, to properly normalize our estimator we must include appropriate factors of f^2 . For the general case of $\langle \hat{\kappa} \hat{\kappa} \rangle$ this of course is only an approximation but we believe error due to this approximation are subdominant to error from unaccounted for mask induced mode couplings in our numerical studies and so made use of Eq. (47) in this section.

X. POLARIZATION-BASED LENSING

One can estimate lensing statistics from other CMB random fields, such as polarization. Indeed, for $\{X, Y\} \in \{T, E, B\}$ one can write a generalization of Eq. (6):

$$\langle X_\ell Y_{L-\ell} \rangle = f_{\ell, L-\ell}^{XY} \kappa_L + O(\kappa_L^2). \quad (52)$$

We refer readers to Refs. [40, 41] for the explicit form of these f^{XY} and subsequent F^{XY} which are generalizations of Eq. (9). Due to lensing's imprint on these correlations one may define a quadratic estimator using any pair of $\{T, E, B\}$. Thus, one may write a estimator for the lensing power spectrum using $X, Y, W, Z \in \{T, E, B\}$ which we will call $C_L^{XY, WZ}$.

The lensing power spectrum estimated from $X, Y, W, Z \in \{T, E, B\}$ will also have it's own $N^{(0)}$ bias that our proposed \hat{N} subtraction can be generalized to remove. Namely we can write as a generalization of Eq. (12)

$$\begin{aligned} \hat{N}_L^{XY, WZ} &= (N_L^\kappa)^2 \int \frac{d^2 \ell}{(2\pi)^2} F_{\ell, L-\ell}^{XY} F_{-L+\ell, -L+\ell}^{WZ} \\ &\times \left(|X_\ell W_{-L+\ell}| |Y_{L-\ell} Z_{-L+\ell}| \right. \\ &\quad \left. + |X_\ell Z_{-L+\ell}| |Y_{L-\ell} W_{-L+\ell}| \right). \end{aligned} \quad (53)$$

Correspondingly Eq. (13) becomes

$$\hat{C}_L^{XY, WZ (\text{no bias})} \equiv \hat{C}_L^{XY, WZ} - \hat{N}_L^{XY, WZ} \quad (54)$$

We leave the numerical exploration of the performance of $\hat{N}^{XY, WZ}$ subtraction to future work.

⁷ A subtlety in this claim is that the number of measurements in the toy model, N , is analogous to N_{modes} . Since $N_{\text{modes}} \propto \text{Area}$ the analogy between f and f_{sky} holds.

XI. CONCLUSIONS

In this paper we have presented an estimator of the CMB lensing power spectrum that avoids the Gaussian $N^{(0)}$ noise bias. This is done by isolating which terms contribute to the $N^{(0)}$ bias when estimating the lensing power spectrum $\langle \kappa \kappa \rangle$ and avoiding these terms. We showed that avoiding these terms is computationally efficient and negligibly reduces the signal-to-noise. This estimator is run only on data thus avoiding the need for bias subtraction using simulations. Since our estimator avoids simulations, we avoid (1) sensitivity to misestimates in simulated CMB and noise models and (2) the large computational cost that current simulation-based methods like RDN⁽⁰⁾ require.

Our estimator is as robust as the standard RDN⁽⁰⁾ to (1) masking of the CMB map and (2) the level of noise inhomogeneity expected for current and upcoming wide-field CMB surveys. To handle extreme levels of noise inhomogeneity, we also show how our estimator may be combined with split-based methods (Ref. [18]) which make it insensitive to any assumptions made in modeling or simulating the instrument noise. In addition, even though we focused mostly on estimating lensing with CMB temperature, we show how our estimator can be generalized to include polarization information as well.

We also discuss the connection between our estimator, RDN⁽⁰⁾, and optimal trispectrum/four-point function estimation in the context of an illuminating toy model presented in Ref. [20]. This toy model allowed us to argue that our proposed estimator has the same variance as the optimal minimum variance unbiased estimator of the connected trispectrum/four-point function to first order in $1/N_{\text{modes}}$ but with no parametric dependence on an assumed power spectrum/two-point function. Thus we believe our estimator is applicable to analogous problems in other fields where estimation of connected trispectra/four-point functions are of interest such as in large-scale structure.

There are several key directions for further explorations of our proposed method. First, for the usage of our method in a full-sky analysis of CMB lensing power spectra, a generalization of this method to curved sky must be worked out. Additionally, though we presented the theoretical framework for how our method may be naturally combined with split-based methods such as those presented in Ref. [18], numerical studies of combining our proposed estimator and split-based methods are needed to verify their compatibility. The use of bias hardening techniques [26, 42], optimal anisotropic Wiener filtering [35], and global-minimum-variance lensing quadratic estimators [43] are also often employed to enhance CMB weak lensing analyses. We do not explore how our proposed method may be combined with such techniques and leave this to future work. Finally, there is the interesting work of considering how our proposed estimator which in general may be thought of as an es-

timator for the connected trispectrum/four-point function could feed into analysis of large-scale structure data where higher order statistics have been an area of recent interest.

ACKNOWLEDGMENTS

We thank Federico Bianchini, Anthony Challinor, Mathew Madhavacheril, Abhishek Maniyan, Antony Lewis, Frank Qu, Noah Sailer, Blake Sherwin, and Kimmy Wu for useful discussions. This work received support from the U.S. Department of Energy under contract number DE-AC02-76SF00515 to SLAC National Accelerator Laboratory. D.S. is supported by the National Science Foundation Graduate Research Fellowship under Grant No. DGE-2146755. S.F. is supported by Lawrence Berkeley National Laboratory and the Director, Office of Science, Office of High Energy Physics of the U.S. Department of Energy under Contract No. DE-AC02-05CH11231.

Appendix A: Convention

Throughout this paper we use the convention

$$f(\mathbf{x}) = \int \frac{d^2 \ell}{(2\pi)^2} e^{i\ell \cdot \mathbf{x}} f_{\ell} \quad (\text{A1})$$

$$f_{\ell} = \int d^2 \mathbf{x} e^{-i\ell \cdot \mathbf{x}} f(\mathbf{x}) \quad (\text{A2})$$

$$\Rightarrow \delta^D(\ell) = \int \frac{d^2 \mathbf{x}}{(2\pi)^2} e^{i\ell \cdot \mathbf{x}} \quad (\text{A3})$$

Our square CMB maps have finite area A and resolution. When Fourier transforming these maps, there is a discrete set of modes we can resolve. These modes are integer multiples of the smallest fundamental mode $k_F = 2\pi/\sqrt{A}$ which we can measure. We may rewrite the Dirac delta for these discrete set of modes. For two modes $\mathbf{k}_i = k_F \mathbf{i}$ and $\mathbf{k}_j = k_F \mathbf{j}$, where \mathbf{i} and \mathbf{j} are a vector of integers,

$$\delta^{(D)}(\mathbf{k}_i - \mathbf{k}_j) = \delta^{(D)}(k_F(\mathbf{i} - \mathbf{j})) = \frac{A}{(2\pi)^2} \delta_{\mathbf{i},\mathbf{j}}^{(K)}, \quad (\text{A4})$$

where $\delta^{(K)}$ is the Kronecker delta.

Appendix B: $N^{(i)}$ Biases

In this section we will spell out explicitly the origin of the $N^{(i)}$ biases. These noise biases fall out when using Eq. (2) to expand the four-point function within the integral of Eq. (10) and applying Wick's theorem to the Gaussian fields that fall out. First let's expand Eq. (1)

out to another order:

$$T(\mathbf{x}) = T^0(\mathbf{x} + \mathbf{d}(\mathbf{x})) = T^0(\mathbf{x}) + (\partial_i \psi(\mathbf{x}))(\partial^i T^0(\mathbf{x})) + \frac{1}{2}(\partial^i \psi(\mathbf{x}))(\partial^j \psi(\mathbf{x}))(\partial_i \partial_j T^0(\mathbf{x})) + O(d^3). \quad (\text{B1})$$

From here we can rewrite Eq. (2) as

$$T_\ell = T_\ell^{(0)} + T_\ell^{(1)} + T_\ell^{(2)} + O(\kappa^3) \quad (\text{B2})$$

where we have defined

$$T_\ell^{(0)} \equiv T_\ell^0 \quad (\text{B3})$$

$$T_\ell^{(1)} \equiv - \int \frac{d^2 \ell'}{(2\pi)^2} \ell' \cdot (\ell - \ell') \frac{2\kappa_{\ell - \ell'}}{(\ell - \ell')^2} T_{\ell'}^0 \quad (\text{B4})$$

which is the same as in Eq. (2) and

$$T_\ell^{(2)} \equiv - \frac{1}{2} \int \frac{d^2 \ell_1}{(2\pi)^2} \frac{d^2 \ell_2}{(2\pi)^2} T_{\ell_1}^0 \frac{2\kappa_{\ell_2}}{\ell_2^2} \frac{2\kappa_{\ell_1 + \ell_2 - \ell}^*}{(\ell_1 + \ell_2 - \ell)^2} \times [\ell_1 \cdot \ell_2][\ell_1 \cdot (\ell_1 + \ell_2 - \ell)]. \quad (\text{B5})$$

Now, instead of keeping κ_L fixed as we did in Sec. II, let's promote κ_L to a Gaussian random field with power spectrum $C^{\kappa\kappa}$:

$$\kappa_L \sim \mathcal{N}(0, C_\ell^{\kappa\kappa}). \quad (\text{B6})$$

We will be computing $\langle TTTT \rangle$ which at each order has terms like:

$$\begin{aligned} \langle T_{\ell_1} T_{\ell_2} T_{\ell_3} T_{\ell_4} \rangle &\approx \underbrace{\langle T_{\ell_1}^{(0)} T_{\ell_2}^{(0)} T_{\ell_3}^{(0)} T_{\ell_4}^{(0)} \rangle}_{O(\kappa^0)} \\ &+ \underbrace{\langle T_{\ell_1}^{(1)} T_{\ell_2}^{(0)} T_{\ell_3}^{(0)} T_{\ell_4}^{(0)} \rangle + 3 \text{ perms.}}_{O(\kappa^1)} \\ &+ \langle T_{\ell_1}^{(2)} T_{\ell_2}^{(0)} T_{\ell_3}^{(0)} T_{\ell_4}^{(0)} \rangle + 3 \text{ perms.} \\ &+ \langle T_{\ell_1}^{(1)} T_{\ell_2}^{(1)} T_{\ell_3}^{(0)} T_{\ell_4}^{(0)} \rangle + \langle T_{\ell_1}^{(0)} T_{\ell_2}^{(0)} T_{\ell_3}^{(1)} T_{\ell_4}^{(1)} \rangle \\ &+ \langle T_{\ell_1}^{(1)} T_{\ell_2}^{(0)} T_{\ell_3}^{(1)} T_{\ell_4}^{(0)} \rangle + \langle T_{\ell_1}^{(0)} T_{\ell_2}^{(1)} T_{\ell_3}^{(0)} T_{\ell_4}^{(1)} \rangle \\ &+ \underbrace{\langle T_{\ell_1}^{(0)} T_{\ell_2}^{(1)} T_{\ell_3}^{(1)} T_{\ell_4}^{(0)} \rangle + \langle T_{\ell_1}^{(1)} T_{\ell_2}^{(0)} T_{\ell_3}^{(0)} T_{\ell_4}^{(1)} \rangle}_{O(\kappa^2)} \end{aligned} \quad (\text{B7})$$

We could use Wick contractions to compute each of these terms. For example for the $O(\kappa^0)$ term.

$$\begin{aligned} \langle T_{\ell_1}^{(0)} T_{\ell_2}^{(0)} T_{\ell_3}^{(0)} T_{\ell_4}^{(0)} \rangle &= (2\pi)^4 \\ &\times \left[\delta^{(D)}(\ell_1 + \ell_2) \delta^{(D)}(\ell_3 + \ell_4) C_{\ell_1}^{TT} C_{\ell_3}^{TT} \right. \\ &+ \delta^{(D)}(\ell_1 + \ell_3) \delta^{(D)}(\ell_2 + \ell_4) C_{\ell_1}^{TT} C_{\ell_2}^{TT} \\ &\left. + \delta^{(D)}(\ell_1 + \ell_4) \delta^{(D)}(\ell_2 + \ell_3) C_{\ell_1}^{TT} C_{\ell_2}^{TT} \right]. \end{aligned} \quad (\text{B8})$$

These terms are what will lead to the $N^{(0)}$ bias once plugged into Eq. (10) as we shall see shortly. Since $\langle \kappa \rangle = 0$ and $\langle T^{(1)} T^{(0)} T^{(0)} T^{(0)} \rangle$ will generically be of the form $\int \langle \kappa \rangle \langle T^{(0)} T^{(0)} T^{(0)} T^{(0)} \rangle$ we have

$$\langle T_{\ell_1}^{(1)} T_{\ell_2}^{(0)} T_{\ell_3}^{(0)} T_{\ell_4}^{(0)} \rangle = 0. \quad (\text{B9})$$

At $O(\kappa^2)$ the Wick contraction machinery alone becomes unwieldy. There is a much more conceptually transparent method to understand higher order terms and consequently $N^{(i)}$ biases through the use of Feynman diagrams. We will connect our Wick contraction machinery stated so far to this diagrammatic language. This diagrammatic approach was derived in Refs. [30, 31] and used to understand the CMB lensing bispectrum in Ref. [44]. To start, we will restate the Feynman rules derived in Refs. [30, 31] here:

- Each lensed CMB temperature field T_ℓ corresponds to a vertex with a momentum ℓ flowing into that vertex.
- Two vertices connected by a solid or dashed with momentum ℓ come with a factor of C_ℓ^{TT} or $C_\ell^{\kappa\kappa}$ respectively. These are our propagators.

$$\bullet \xrightarrow{\ell} \bullet = (2\pi)^2 C_\ell^{TT} \quad (\text{B10})$$

$$\bullet \xrightarrow{\ell} \bullet = (2\pi)^2 C_\ell^{\kappa\kappa} \quad (\text{B11})$$

- Uncontracted external legs come with a factor of their corresponding field

$$\xrightarrow{\ell} \bullet = T_\ell^0 \quad (\text{B12})$$

$$\xrightarrow{\ell} \bullet = \kappa_\ell \quad (\text{B13})$$

- Coming out of each vertex T_ℓ we can draw one solid line corresponding to the unlensed CMB temperature field $T_{\ell'}$ and an arbitrary number n of dashed lines with momentum \mathbf{k}_i where $i = 1, \dots, n$. These dashed lines correspond to the order κ^n we are expanding to. For such a vertex we must assert momentum conservation $\sum_i \mathbf{k}_i + \ell' = \ell$. Each vertex also comes with a factor $\prod_{i=1}^n -2\mathbf{k}_i \cdot \ell' / \mathbf{k}_i^2$. Such a factor can be seen for the $n = 1$ case in Eq. (B4) and $n = 2$ in Eq. (B5).

$$\ell \rightarrow \bullet \begin{cases} \xrightarrow{\ell'} \\ \xrightarrow{\mathbf{k}_1} \\ \xrightarrow{\mathbf{k}_n} \end{cases} = \delta^{(D)} \left(\sum_i \mathbf{k}_i + \ell' - \ell \right) \prod_{i=1}^n -\frac{2\mathbf{k}_i \cdot \ell'}{\mathbf{k}_i^2} \quad (\text{B14})$$

- Unconstrained momenta \mathbf{k} are integrated over with $\int d^2 \mathbf{k} / (2\pi)^2$

We can now understand the terms in Eq. (B7) in a more transparent way:

To start we can consider the contraction of purely Gaussian random field Eq. (B8):

$$\langle T_{\ell_1}^{(0)} T_{\ell_2}^{(0)} T_{\ell_3}^{(0)} T_{\ell_4}^{(0)} \rangle = \text{Diagram 1} + \text{Diagram 2} + \text{Diagram 3} . \quad (\text{B15})$$

Which recovers exactly what's expected. Similarly the $\langle T^{(1)} T^{(0)} T^{(0)} T^{(0)} \rangle$ term which we know evaluates to 0 after taking average $\langle \kappa \rangle$:

$$\langle T_{\ell_1}^{(1)} T_{\ell_2}^{(0)} T_{\ell_3}^{(0)} T_{\ell_4}^{(0)} \rangle = \text{Diagram 1} + \text{Diagram 2} + \text{Diagram 3} . \quad (\text{B16})$$

Here we get to the real meat of the usefulness of this diagrammatic approach. First the $\langle T^{(2)} T^{(0)} T^{(0)} T^{(0)} \rangle$ terms which include a single loop:

$$\langle T_{\ell_1}^{(2)} T_{\ell_2}^{(0)} T_{\ell_3}^{(0)} T_{\ell_4}^{(0)} \rangle = \text{Diagram 1} + \text{Diagram 2} + \text{Diagram 3} . \quad (\text{B17})$$

Through working out the Wick contraction or from looking at these diagrams one can see that these terms go like $\langle T^{(2)} T^{(0)} T^{(0)} T^{(0)} \rangle \sim \langle T^{(0)} T^{(0)} T^{(0)} T^{(0)} \rangle \times \int C^{\kappa\kappa}$. As stated in Sec. II A the $N^{(1)}$ bias arises from integrals of the lensing power spectrum. So naively, one might think this term and its permutations would contribute to $N^{(1)}$. However, it turns out that if one replaces the unlensed CMB temperature power spectrum C_{ℓ}^{TT} with the lensed spectrum \tilde{C}_{ℓ}^{TT} in Eqs. (4) and (B15), terms like $\langle T^{(2)} T^{(0)} T^{(0)} T^{(0)} \rangle$ are automatically taken care of and do not contribute to $N^{(1)}$. Roughly this is because the lensed spectra \tilde{C}_{ℓ}^{TT} , which we will denote with a double line, expanded to $O(\kappa^2)$ looks like

$$\tilde{C}_{\ell}^{TT} = \text{Diagram 1} + \text{Diagram 2} + \text{Diagram 3} + \text{Diagram 4} + \text{Diagram 5} . \quad (\text{B18})$$

Terms like Eq. (B17) are accounted for by contributions coming from the second line of Eq. (B18) if we reorganize our expansion with \tilde{C}_{ℓ}^{TT} . We again refer the reader to Refs. [30, 31] for more details on this point. Given this point, we will neglect these $\langle T^{(2)} T^{(0)} T^{(0)} T^{(0)} \rangle$ terms going forward.

The diagrams contributing to the final terms at $O(\kappa^2)$ in Eq. (B7) are ⁸

$$\begin{aligned}
 & \langle T_{\ell_1}^{(1)} T_{\ell_2}^{(1)} T_{\ell_3}^{(0)} T_{\ell_4}^{(0)} \rangle \\
 & + \langle T_{\ell_1}^{(0)} T_{\ell_2}^{(0)} T_{\ell_3}^{(1)} T_{\ell_4}^{(1)} \rangle =
 \end{aligned}$$

(B19)

$$\begin{aligned}
 & \langle T_{\ell_1}^{(1)} T_{\ell_2}^{(0)} T_{\ell_3}^{(1)} T_{\ell_4}^{(0)} \rangle \\
 & + \langle T_{\ell_1}^{(0)} T_{\ell_2}^{(1)} T_{\ell_3}^{(0)} T_{\ell_4}^{(1)} \rangle =
 \end{aligned}$$

(B20)

$$\begin{aligned}
 & \langle T_{\ell_1}^{(0)} T_{\ell_2}^{(1)} T_{\ell_3}^{(1)} T_{\ell_4}^{(0)} \rangle \\
 & + \langle T_{\ell_1}^{(1)} T_{\ell_2}^{(0)} T_{\ell_3}^{(0)} T_{\ell_4}^{(1)} \rangle =
 \end{aligned}$$


(B21)

In **red** we have called out the diagrams that will contribute to $C_L^{\kappa\kappa}$ once we plug Eq. (B7) in Eq. (10). Adding all these diagrams together allows us to make a very nifty simplification. We follow Refs. [30, 31] in defining a composite vertex which restate Eq. (5) diagrammatically:

$$f_{\ell_1, \ell_2}^{\kappa} =$$

(B22)

The slashes on the line denote the fact that these lines do not produce a temperature power spectrum when translated into equations. Now note that all of the diagrams in Eqs. B19, B20, and B21 can better organized in three diagrams

⁸ Here, we neglect some diagrams here which contain a loop like the  diagram contributing to $\langle T_{\ell_1}^{(1)} T_{\ell_2}^{(0)} T_{\ell_3}^{(1)} T_{\ell_4}^{(0)} \rangle$. We neglect these diagrams for the same reason we neglect Eq. (B17). The neglected diagrams are handled by the second term in the first

line of Eq. (B18) when replacing the unlensed with the lensed temperature power spectrum.

which utilize this composite vertex:

$$\begin{aligned}
 & \text{Diagram (B23)} \\
 & \text{Left side: } \text{Vertex with } l_1, l_2 \text{ incoming, } l_3, l_4 \text{ outgoing, internal red dashed line } l_1+l_2. \\
 & \text{Right side: Sum of four terms with different internal line configurations and red dashed line } l_1+l_2. \\
 & \text{Terms labeled: } \langle T^{(1)}T^{(0)}T^{(1)}T^{(0)} \rangle, \langle T^{(0)}T^{(1)}T^{(0)}T^{(1)} \rangle, \langle T^{(0)}T^{(1)}T^{(1)}T^{(0)} \rangle, \langle T^{(1)}T^{(0)}T^{(0)}T^{(1)} \rangle.
 \end{aligned}
 \tag{B23}$$

$$\begin{aligned}
 & \text{Diagram (B24)} \\
 & \text{Left side: } \text{Vertex with } l_1, l_2 \text{ incoming, } l_3, l_4 \text{ outgoing, internal red dashed line } l_1+l_3. \\
 & \text{Right side: Sum of four terms with different internal line configurations and red dashed line } l_1+l_3. \\
 & \text{Terms labeled: } \langle T^{(1)}T^{(1)}T^{(0)}T^{(0)} \rangle, \langle T^{(0)}T^{(0)}T^{(1)}T^{(1)} \rangle, \langle T^{(0)}T^{(1)}T^{(1)}T^{(0)} \rangle, \langle T^{(1)}T^{(0)}T^{(0)}T^{(1)} \rangle.
 \end{aligned}
 \tag{B24}$$

$$\begin{aligned}
 & \text{Diagram (B25)} \\
 & \text{Left side: } \text{Vertex with } l_1, l_2 \text{ incoming, } l_3, l_4 \text{ outgoing, internal red dashed line } l_1+l_4. \\
 & \text{Right side: Sum of four terms with different internal line configurations and red dashed line } l_1+l_4. \\
 & \text{Terms labeled: } \langle T^{(1)}T^{(1)}T^{(0)}T^{(0)} \rangle, \langle T^{(0)}T^{(0)}T^{(1)}T^{(1)} \rangle, \langle T^{(1)}T^{(0)}T^{(1)}T^{(0)} \rangle, \langle T^{(0)}T^{(1)}T^{(0)}T^{(1)} \rangle.
 \end{aligned}
 \tag{B25}$$

The sum of Eqs. B19, B20, and B21 can be written as

$$\begin{aligned}
 & \text{Diagram (B26)} \\
 & \text{Left side: Sum of six tensor structures: } \langle T^{(1)}T^{(1)}T^{(0)}T^{(0)} \rangle, \langle T^{(0)}T^{(0)}T^{(1)}T^{(1)} \rangle, \langle T^{(1)}T^{(0)}T^{(1)}T^{(0)} \rangle, \langle T^{(0)}T^{(1)}T^{(0)}T^{(1)} \rangle, \langle T^{(0)}T^{(1)}T^{(1)}T^{(0)} \rangle, \langle T^{(1)}T^{(0)}T^{(0)}T^{(1)} \rangle. \\
 & \text{Right side: Sum of three diagrams with internal red dashed lines labeled } l_1+l_2, l_1+l_3, l_1+l_4.
 \end{aligned}
 \tag{B26}$$

$$\begin{aligned}
 & \text{Diagram (B27)} \\
 & \text{Left side: } (2\pi)^2 \delta^{(D)} (l_1 + l_2 + l_3 + l_4) \\
 & \text{Right side: } \begin{pmatrix} f_{l_1, l_2}^\kappa C_{l_1+l_2}^{\kappa\kappa} f_{l_3, l_4}^\kappa \\ + f_{l_1, l_3}^\kappa C_{l_1+l_3}^{\kappa\kappa} f_{l_2, l_4}^\kappa \\ + f_{l_1, l_4}^\kappa C_{l_1+l_4}^{\kappa\kappa} f_{l_2, l_3}^\kappa \end{pmatrix}
 \end{aligned}
 \tag{B27}$$

With all of this in hand, we can now compute the $N^{(0)}$ and $N^{(1)}$ bias. As stated earlier the $N^{(i)}$ come out when

we plug Eq. (B7) into Eq. (10). At $O(\kappa^0)$ when we plug Eq. (B8) (equivalently Eq. (B15)) we will get the $N^{(0)}$ bias:

$$\begin{aligned}
N_{\mathbf{L}}^{(0)} &= (N_{\mathbf{L}}^{\kappa})^2 \int \frac{d^2 \ell_1}{(2\pi)^2} \int \frac{d^2 \ell_2}{(2\pi)^2} F_{\ell_1, \mathbf{L}-\ell_1}^{\kappa} F_{-\ell_2, -\mathbf{L}+\ell_2}^{\kappa} \times \langle T_{\ell_1}^{(0)} T_{\mathbf{L}-\ell_1}^{(0)} T_{-\ell_2}^{(0)} T_{-\mathbf{L}+\ell_2}^{(0)} \rangle \\
&= (2\pi)^4 (N_{\mathbf{L}}^{\kappa})^2 \int \frac{d^2 \ell_1}{(2\pi)^2} \int \frac{d^2 \ell_2}{(2\pi)^2} F_{\ell_1, \mathbf{L}-\ell_1}^{\kappa} F_{-\ell_2, -\mathbf{L}+\ell_2}^{\kappa} \left[\underbrace{\delta^{(D)}(\mathbf{L})^2 C_{\ell_1} C_{\ell_2}}_{=0 \text{ since } \mathbf{L} \neq 0} + \underbrace{2\delta^{(D)}(\ell_1 - \ell_2) \delta^{(D)}(\ell_2 - \ell_1) C_{\ell_1}^{TT} C_{\mathbf{L}-\ell_1}^{TT}}_{\ell_1=\ell_2 \text{ (parallelograms)}} \right] \\
&= (2\pi)^2 \delta^{(D)}(0) \times 2(N_{\mathbf{L}}^{\kappa})^2 \int \frac{d^2 \ell_1}{(2\pi)^2} (F_{\ell_1, \mathbf{L}-\ell_1}^{\kappa})^2 C_{\ell_1}^{TT} C_{\mathbf{L}-\ell_1}^{TT}
\end{aligned} \tag{B28}$$

where in the second line we used the $\ell_2 \rightarrow \mathbf{L} - \ell_2$ symmetry of the integral. A key point of this calculation is that of all the $\{\ell_1, \ell_2\}$ used to compute $\langle \hat{\kappa} \hat{\kappa} \rangle$, only the $\ell_1 = \ell_2$ contribute to the $N^{(0)}$ noise bias. This explicitly shows the motivation for our $N^{(0)}$ noise bias avoidance principle outlined in Fig. 1 and Sec. III.

Since we have only vanishing terms at $O(\kappa^1)$ we go straight to $O(\kappa^2)$ which gives us both $C_{\mathbf{L}}^{\kappa\kappa}$ and the $N^{(1)}$ bias. Plugging in Eq. (B27) into Eq. (10) yields

$$\begin{aligned}
&(2\pi)^2 \delta^{(D)}(0) \times (N_{\mathbf{L}}^{\kappa})^2 \left(C_{\mathbf{L}}^{\kappa\kappa} \int \frac{d^2 \ell_1}{(2\pi)^2} F_{\ell_1, \mathbf{L}-\ell_1}^{\kappa} \overset{\text{red}}{f}_{\ell_1, \mathbf{L}-\ell_1}^{\kappa} \times \int \frac{d^2 \ell_2}{(2\pi)^2} F_{-\ell_2, -\mathbf{L}+\ell_2}^{\kappa} \overset{\text{red}}{f}_{-\ell_2, -\mathbf{L}+\ell_2}^{\kappa} \right. \\
&\left. + \int \frac{d^2 \ell_1}{(2\pi)^2} \int \frac{d^2 \ell_2}{(2\pi)^2} F_{\ell_1, \mathbf{L}-\ell_1}^{\kappa} F_{-\ell_2, -\mathbf{L}+\ell_2}^{\kappa} \times [f_{\ell_1, -\ell_2}^{\kappa} C_{\ell_1-\ell_2}^{\kappa\kappa} f_{\mathbf{L}-\ell_1, -\mathbf{L}+\ell_2}^{\kappa} + f_{\ell_1, \ell_2-\mathbf{L}}^{\kappa} C_{\ell_1+\ell_2-\mathbf{L}}^{\kappa\kappa} f_{\mathbf{L}-\ell_1, -\ell_2}^{\kappa}] \right).
\end{aligned} \tag{B29}$$

From here we see two things. The first line when combined with Eq. (8) gives us $(2\pi)^2 \delta^{(D)}(0) C_{\mathbf{L}}^{\kappa\kappa}$, the CMB lensing power spectrum, as promised. The second line gives us the $N^{(1)}$ bias:

$$\begin{aligned}
N_{\mathbf{L}}^{(1)} &= (2\pi)^2 \delta^{(D)}(0) \times (N_{\mathbf{L}}^{\kappa})^2 \int \frac{d^2 \ell_1}{(2\pi)^2} \int \frac{d^2 \ell_2}{(2\pi)^2} F_{\ell_1, \mathbf{L}-\ell_1}^{\kappa} F_{-\ell_2, -\mathbf{L}+\ell_2}^{\kappa} \\
&\quad \times [f_{\ell_1, -\ell_2}^{\kappa} C_{\ell_1-\ell_2}^{\kappa\kappa} f_{\mathbf{L}-\ell_1, -\mathbf{L}+\ell_2}^{\kappa} + f_{\ell_1, \ell_2-\mathbf{L}}^{\kappa} C_{\ell_1+\ell_2-\mathbf{L}}^{\kappa\kappa} f_{\mathbf{L}-\ell_1, -\ell_2}^{\kappa}] \\
&= (2\pi)^2 \delta^{(D)}(0) \times (N_{\mathbf{L}}^{\kappa})^2 \int \frac{d^2 \ell_1}{(2\pi)^2} \int \frac{d^2 \ell_2}{(2\pi)^2} F_{\ell_1, \mathbf{L}-\ell_1}^{\kappa} F_{-\ell_2, -\mathbf{L}+\ell_2}^{\kappa} \\
&\quad \times 2[f_{\ell_1, -\ell_2}^{\kappa} C_{\ell_1-\ell_2}^{\kappa\kappa} f_{\mathbf{L}-\ell_1, -\mathbf{L}+\ell_2}^{\kappa}],
\end{aligned} \tag{B30}$$

where in the final line we used the $\ell_2 \rightarrow \mathbf{L} - \ell_2$ symmetry of the integral to combine the two terms in the brackets. This result is known in the literature and first computed by Ref. [28] and also reproduced via the use of Feynman diagrams in Refs. [30, 31]. From this equation, we can explicitly see the fact that $N^{(1)} \sim \iint \langle \kappa \kappa \rangle$ as stated in Sec. II A. Higher order biases such as $N^{(2)}$ are also computed in Refs. [30, 31] and we refer the interested reader to these sources.

1. Why \hat{N} subtraction has no effect on $N^{(1)}$

Our \hat{N} 's effect on $N_{\mathbf{L}}^{(1)}$, $\Delta N_{\mathbf{L}}^{(1)}$, can be computed by inserting a $\delta^{(D)}(\ell_1 - \ell_2)$ into the integrand:

$$\begin{aligned}
\Delta N_{\mathbf{L}}^{(1)} &= (2\pi)^2 \delta^{(D)}(0) \times 2(N_{\mathbf{L}}^{\kappa})^2 \\
&\quad \times \int \frac{d^2 \ell_1}{(2\pi)^2} (F_{\ell_1, \mathbf{L}-\ell_1}^{\kappa})^2 [f_{\ell_1, -\ell_1}^{\kappa} C_0^{\kappa\kappa} f_{\mathbf{L}-\ell_1, -\mathbf{L}+\ell_1}^{\kappa}] \\
&= 0,
\end{aligned} \tag{B31}$$

where in the second line we used Eq. (5) to see that $f_{\ell, -\ell}^{\kappa} = 0$. This means that \hat{N} does not affect the $N^{(1)}$ biases. In general when our proposed noise bias avoidance method removes a small subset of terms in any integration that results in a $N^{(i \geq 1)}$ bias. So, we believe that our proposed bias avoidance method will also have a negligible effect on $N^{(i > 1)}$ biases similar to its effect on the

$N^{(1)}$. Thus, standard methods of avoiding or estimating higher order noise bias such as the use of $T \nabla T$ weights and Monte-Carlo computations of $N^{(1)}$ can be naturally combined with our proposed method.

Appendix C: Details on Map Simulations

In this section we describe how we generate our simulated maps used for our numerical studies in this paper. All of our maps span $20^\circ \times 20^\circ$ on the sky and have 1200×1200 pixels. We start by computing the unlensed, lensed, and lensed gradient CMB Temperature power spectrum C_{ℓ}^{TT} , $C_{\ell}^{TT, L}$, and $C_{\ell}^{T \nabla T}$ as well as the lensing potential spectrum $C_{\ell}^{\kappa\kappa}$ with CAMB (Refs. [32, 45–47]). Then using LensQuEst (Ref. [48]) we compute the expected foreground C_{ℓ}^F and noise spectrum C_{ℓ}^N for a

SO-like survey⁹.

With these spectra in hand, our recipe to generate a lensed temperature map is:

1. Generate a Gaussian random field with the unlensed temperature field power spectra C_{ℓ}^{TT} :

$$T_{\ell}^0 \sim \mathcal{N}(0, C_{\ell}^{TT}) \quad (C1)$$

2. Generate a Gaussian random field with the lensing potential power spectra $C_{\ell}^{\kappa\kappa}$

$$\kappa_{\ell} \sim \mathcal{N}(0, C_{\ell}^{\kappa\kappa}) \quad (C2)$$

3. Generate the lensed temperature map T_{ℓ} by first computing the deflection field $\mathbf{d}(\mathbf{x})$ due to the lensing potential κ_{ℓ} with

$$\mathbf{d}_{\ell} = -\frac{2i\ell}{\ell^2} \kappa_{\ell}. \quad (C3)$$

Then generate the lensed temperature T_{ℓ}^L by computing $T^L(\mathbf{x})$ as in Eq. (1):

$$T^L(\mathbf{x}) = T^0(\mathbf{x} + \mathbf{d}(\mathbf{x})). \quad (1)$$

4. Generate two Gaussian random fields corresponding to foregrounds and detector noise with the corresponding spectra C_{ℓ}^F and C_{ℓ}^N .

$$F_{\ell} \sim \mathcal{N}(0, C_{\ell}^F) \quad (C4)$$

$$N_{\ell} \sim \mathcal{N}(0, C_{\ell}^N) \quad (C5)$$

5. Generate the total lensed CMB Temperature map T_{ℓ} by adding all these maps together:

$$T_{\ell} = T_{\ell}^L + F_{\ell} + N_{\ell} \quad (C6)$$

This is the recipe we used to generate 500 lensed CMB temperature maps used in the numerical studies for Figs. 2, 3, and 4. Note that the above recipe implies that the total CMB temperature power spectrum is

$$\tilde{C}_{\ell}^{TT} = C_{\ell}^{TT,L} + C_{\ell}^F + C_{\ell}^N \quad (C7)$$

In Eq. (14) we claimed that $\hat{N}_{\text{GRF}} = \langle \hat{\kappa} \hat{\kappa}^* \rangle_{\text{GRF}} \sim N_{\text{theory}}$ (see Eq. (D3)). With Eq. (C7) we are able to confirm this numerically by generating 500 Gaussian random fields $T_{\ell}^{\text{GRF}} \sim \mathcal{N}(0, \tilde{C}_{\ell}^{TT})$ and computing \hat{N} on these fields. We plot the results in Fig. 12 and find that indeed Eq. (14) holds. Something to note is that, as we will argue in App. E, \hat{N} is highly correlated between different

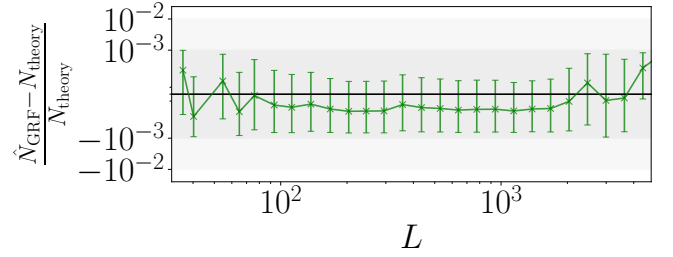


FIG. 12. In Eq. (14) we claimed that our estimator \hat{N} when run on a Gaussian random field \hat{N}^{GRF} would equal $\langle \hat{\kappa} \hat{\kappa}^* \rangle_{\text{GRF}} \sim N_{\text{theory}}$ (see Eq. (D3)). In this plot we numerically check this claim. We also point out that \hat{N} is highly correlated between different L, L' . This is explicitly shown in Fig. 13. This off-diagonal correlation makes χ^2 by eye hard to do here. We explain this correlation structure in App. E.

L, L' which makes doing χ^2 by eye tests deceptive for this plot.

In Sec. VII we study the effect of anisotropic instrument noise on our proposed CMB lensing spectrum estimator. To generate CMB maps with realistic anisotropic detector noise we use cutouts from the ACT DR5 IVar map as shown in Fig. 5. Let the anisotropic noise pattern we extract from the ACT DR5 maps be called $A(\mathbf{x})$. Using this we modify our noise map computed in Eq. (C5) as:

$$N^{\text{aniso}}(\mathbf{x}) = N(\mathbf{x}) \times \frac{A(\mathbf{x})}{\min[A(\mathbf{x})]}. \quad (C8)$$

In this way $N_{\text{aniso}}(\mathbf{x}) \geq N(\mathbf{x})$. From here Eq. (C6) is then modified as

$$T_{\ell}^{\text{aniso}} = T_{\ell}^L + F_{\ell} + N_{\ell}^{\text{aniso}}. \quad (C9)$$

Note that this means Eq. (C7) is no longer true. Instead we estimate $\tilde{C}_{\ell}^{TT, \text{aniso}}$ by generating 500 maps using Eq. (C9) and averaging the power spectra of these maps.

In Sec. IX we study the effect of masking on our proposed CMB lensing spectrum estimator. To generate CMB maps with masking we use the mask shown in Fig. 9. Let this mask be called $M(\mathbf{x})$. After Eq. (C6) we apply this mask:

$$T^{\text{masked}}(\mathbf{x}) = M(\mathbf{x}) \times T(\mathbf{x}). \quad (C10)$$

We perform our numerical studies in Sec. IX using these maps.

Appendix D: Neglected additional contractions in \hat{N} are negligible

In footnote 3 we commented that Eq. (14) is not exact since we do not include a $\ell = \mathbf{L}/2$ term but that this term is suppressed like $1/N_{\text{modes}}$. In this appendix we shall

⁹ Gaussian beam with full-width-at-half-maximum of 1.4 arcminutes and white noise levels of 7 $\mu\text{K-arcmin}$

show this suppression thus concluding that the neglected additional contraction is negligible.

Recall from Eq. (10)

$$\langle \hat{\kappa}_{\mathbf{L}} \hat{\kappa}_{\mathbf{L}}^* \rangle = (N_{\mathbf{L}}^{\kappa})^2 \int \frac{d^2 \ell_1}{(2\pi)^2} \int \frac{d^2 \ell_2}{(2\pi)^2} F_{\ell_1, \mathbf{L}-\ell_1}^{\kappa} F_{-\ell_2, -\mathbf{L}+\ell_2}^{\kappa} \times \langle T_{\ell_1} T_{\mathbf{L}-\ell_1} T_{-\ell_2} T_{-\mathbf{L}+\ell_2} \rangle. \quad (10)$$

For a Gaussian random field with no lensing but with a power spectrum equal to the total CMB power spectrum $T_{\ell}^G \sim \mathcal{N}(0, \tilde{C}_{\ell}^{TT})$ we can evaluate the four-point function in the integral above:

$$\begin{aligned} \langle T_{\ell_1}^G T_{\mathbf{L}-\ell_1}^G T_{-\ell_2}^G T_{-\mathbf{L}+\ell_2}^G \rangle &= \underbrace{\langle T_{\ell_1}^G T_{\mathbf{L}-\ell_1}^G \rangle \langle T_{-\ell_2}^G T_{-\mathbf{L}+\ell_2}^G \rangle}_{=0 \text{ since we assume } L \neq 0} \\ &+ \langle T_{\ell_1}^G T_{-\ell_2}^G \rangle \langle T_{\mathbf{L}-\ell_1}^G T_{-\mathbf{L}+\ell_2}^G \rangle \\ &+ \langle T_{\ell_1}^G T_{-\mathbf{L}+\ell_2}^G \rangle \langle T_{\mathbf{L}-\ell_1}^G T_{-\ell_2}^G \rangle \\ &+ \underbrace{\langle T_{\ell_1}^G T_{\mathbf{L}-\ell_1}^G T_{-\ell_2}^G T_{-\mathbf{L}+\ell_2}^G \rangle_c}_{=0 \text{ for a GRF}}. \end{aligned} \quad (D1)$$

We know from Eq. (3) that this then evaluates to

$$\langle T_{\ell_1}^G T_{\mathbf{L}-\ell_1}^G T_{-\ell_2}^G T_{-\mathbf{L}+\ell_2}^G \rangle = (2\pi)^4 \tilde{C}_{\ell_1}^{TT} \tilde{C}_{\mathbf{L}-\ell_1}^{TT} \times \left[(\delta^{(D)}(\ell_1 - \ell_2))^2 + (\delta^{(D)}(\ell_1 - \mathbf{L} + \ell_2))^2 \right] \quad (D2)$$

Plugging this into Eq. (10) to get

$$\begin{aligned} \langle \hat{\kappa}_{\mathbf{L}} \hat{\kappa}_{\mathbf{L}}^* \rangle_{\text{GRF}} &= \\ &= (N_{\mathbf{L}}^{\kappa})^2 \int \frac{d^2 \ell_1}{(2\pi)^2} \int \frac{d^2 \ell_2}{(2\pi)^2} F_{\ell_1, \mathbf{L}-\ell_1}^{\kappa} F_{-\ell_2, -\mathbf{L}+\ell_2}^{\kappa} \\ &\times (2\pi)^4 \tilde{C}_{\ell_1}^{TT} \tilde{C}_{\mathbf{L}-\ell_1}^{TT} \times 2(\delta^{(D)}(\ell_1 - \ell_2))^2 \\ &= (2\pi)^2 \delta^{(D)}(0) \times (N_{\mathbf{L}}^{\kappa})^2 \int \frac{d^2 \ell_1}{(2\pi)^2} F_{\ell_1, \mathbf{L}-\ell_1}^{\kappa} f_{\ell_1, \mathbf{L}-\ell_1}^{\kappa} \\ &= (2\pi)^2 \delta^{(D)}(0) \times N_{\mathbf{L}}^{\kappa} \quad (\text{Using Eq. (8)}) \\ &\equiv (2\pi)^2 \delta^{(D)}(0) \times N_{\text{theory}} \end{aligned} \quad (D3)$$

Where in the second line we have a factor of two by exploiting the $\ell_2 \rightarrow \mathbf{L} - \ell_2$ symmetry of the integral allowing us to combine both Dirac delta's. Now, recall our definition of \hat{N} :

$$\hat{N}_{\mathbf{L}} = \frac{2(N_{\mathbf{L}}^{\kappa})^2}{(2\pi)^2 \delta^{(D)}(0)} \int \frac{d^2 \ell}{(2\pi)^2} F_{\ell, \mathbf{L}-\ell}^{\kappa} F_{-\ell, -\mathbf{L}+\ell}^{\kappa} |T_{\ell}|^2 |T_{\mathbf{L}-\ell}|^2. \quad (12)$$

Where in blue we include the additional finite area correction we suppressed in Eq. (12) as pointed out in footnote 2. Lets also evaluate $\langle \hat{N}_{\mathbf{L}} \rangle$ on the same Gaussian

random field $T_{\ell}^G \sim \mathcal{N}(0, \tilde{C}_{\ell}^{TT})$. To start, we can evaluate the four-point function in the integral:

$$\langle T_{\ell}^G T_{-\ell}^G T_{\mathbf{L}-\ell}^G T_{-\mathbf{L}+\ell}^G \rangle = (2\pi)^4 \tilde{C}_{\ell}^{TT} \tilde{C}_{\mathbf{L}-\ell}^{TT} \times \left[(\delta^{(D)}(0))^2 + (\delta^{(D)}(2\ell - \mathbf{L}))^2 \right] \quad (D4)$$

Plugging this into Eq. (12) gives us

$$\begin{aligned} \langle \hat{N}_{\mathbf{L}} \rangle_{\text{GRF}} &= \frac{(N_{\mathbf{L}}^{\kappa})^2}{(2\pi)^2 \delta^{(D)}(0)} \int \frac{d^2 \ell}{(2\pi)^2} F_{\ell, \mathbf{L}-\ell}^{\kappa} f_{-\ell, -\mathbf{L}+\ell}^{\kappa} \\ &\times (2\pi)^4 \left[(\delta^{(D)}(0))^2 + (\delta^{(D)}(2\ell - \mathbf{L}))^2 \right] \end{aligned} \quad (D5)$$

$$\begin{aligned} &= (2\pi)^2 \times \frac{(N_{\mathbf{L}}^{\kappa})^2}{\delta^{(D)}(0)} \left[(N_{\mathbf{L}}^{\kappa})^{-1} (\delta^{(D)}(0))^2 \right. \\ &\left. + \frac{1}{4(2\pi)^2} \delta^{(D)}(0) F_{\mathbf{L}/2, \mathbf{L}/2}^{\kappa} f_{-\mathbf{L}/2, -\mathbf{L}/2}^{\kappa} \right] \end{aligned} \quad (D6)$$

$$\equiv (2\pi)^2 \delta^{(D)}(0) \times N_{\text{theory}}(\mathbf{L}) (1 + \mathcal{C}) \quad (D7)$$

So we see that there is an extra $\mathbf{L}/2$ contraction leads to a **extra term** \mathcal{C} which makes Eq. (14) not exact. However, note that $\mathcal{C} \sim N_{\text{theory}} \sim [\int (C_{\ell}/\tilde{C}_{\ell})^2]^{-1}$. If we approximate $C_{\ell} \approx \tilde{C}_{\ell}$ then the integral evaluates to N_{modes} meaning \mathcal{C} is suppressed by a factor of $1/N_{\text{modes}} \sim 10^{-6}$:

$$\mathcal{C} \sim N_{\text{theory}} \sim \frac{1}{N_{\text{modes}}} \ll 1. \quad (D8)$$

Thus we neglect this extra contraction coming from $\delta^{(D)}(2\ell - \mathbf{L})$.

Appendix E: Origin of off-diagonal covariances of the lensing power spectrum

In Sec. V we point out the fact that the $N^{(0)}$ bias and correspondingly our \hat{N} has significant off-diagonal correlation $\text{cov}[\hat{N}_{\mathbf{L}}, \hat{N}_{\mathbf{L}'}]$. We explicitly plot this strong off-diagonal correlation structure in Fig. 13. In this Appendix we shall explain the reason for this strong off-diagonal correlation.

Let's consider the covariance between $\hat{N}_{\mathbf{L}}$ and $\hat{N}_{\mathbf{L}'}$. Recall the language of summing over quadrilaterals to estimate the lensing potential spectrum that we introduced in Eq. (7) and Fig. 1. In this language, as we stated in Fig. 1, \hat{N} can be thought of summing over only parallelograms:

$$\hat{N}_{\mathbf{L}} \sim \sum_{\ell} \begin{array}{c} \text{Diagram of a parallelogram with vertices } \ell, \ell + \mathbf{L}, \ell + \mathbf{L} - \ell, \text{ and } \ell. \text{ The sides are labeled } T_{\ell}, T_{\mathbf{L}}, T_{-\ell}, \text{ and } T_{-\mathbf{L}+\ell}. \end{array} \quad (E1)$$

In this language, we can write $\text{cov}[\hat{N}_{\mathbf{L}}, \hat{N}_{\mathbf{L}'}]$ as

$$\begin{aligned}
\text{cov}[\hat{N}_{\mathbf{L}}, \hat{N}_{\mathbf{L}'}] &\sim \sum_{\ell, \ell'} T_{-\ell'} \left(\text{Diagram 1} \right) - T_{-\ell'} \times \left(\text{Diagram 2} \right) \\
&= \sum_{\ell, \ell'} \text{cov} [T_{\ell} T_{\mathbf{L}-\ell} T_{-\ell} T_{\ell-\mathbf{L}}, T_{\ell'} T_{\mathbf{L}'-\ell'} T_{-\ell'} T_{\ell'-\mathbf{L}'}], \tag{E2}
\end{aligned}$$

where we implicitly take expectation values over each disjoint diagram. Since we argued in Fig. 3 the dominant contribution to the covariance is $N^{(0)}$ we will approximate T_{ℓ} to be a Gaussian random field since this approximation still captures the $N^{(0)}$'s effect on the covari-

ance structure. The only time the term we are summing over in Eq. (E2) is non-zero¹⁰ is when both parallelogram share a leg: $\ell = \ell'$ (or symmetrically $\ell = \mathbf{L}' - \ell'$). All other $\{\ell, \ell'\}$ force the parallelograms to be statistically independent and thus do not contribute to the covariance. So we have

$$\begin{aligned}
\text{cov}[\hat{N}_{\mathbf{L}}, \hat{N}_{\mathbf{L}'}] &\sim \sum_{\ell} \left(\text{Diagram 1} \right) - \left(\text{Diagram 2} \right) \times \left(\text{Diagram 3} \right) \\
&= \sum_{\ell} \text{var} [T_{\ell} T_{\mathbf{L}-\ell} T_{-\ell} T_{\ell-\mathbf{L}}, T_{\ell} T_{\mathbf{L}'-\ell} T_{-\ell} T_{\ell-\mathbf{L}'}], \tag{E3}
\end{aligned}$$

Since for a fixed \mathbf{L} , there is a unique parallelogram associated with having a leg of length ℓ , we see that **each diagram contributing to $\hat{N}_{\mathbf{L}}$ is correlated with exactly one diagram contributing to $\hat{N}_{\mathbf{L}'}$ and vice versa**¹¹. This is the origin of the strong off-diagonal covariance due to $N^{(0)}$ and consequently removed by our \hat{N} as well as $\text{RDN}^{(0)}$.

Appendix F: Deriving the optimal Kurtosis estimator

In Sec. VI we were considering how to estimate the small kurtosis of a weakly non-Gaussian random variable. This was used as a toy model to understand optimal trispectrum estimation. During this discussion we recalled a result from Ref. [20] that stated the optimal unbiased and minimum variance estimator for the kurtosis in this toy model is:

$$\hat{\mathcal{K}}_{\text{opt}} = \frac{1}{N} \sum_i x_i^4 - \frac{6\sigma^2}{N} \sum_i x_i^2 + 3\sigma^4. \tag{24}$$

In this appendix we will spell out how to arrive at this result. Obtaining the form of $\text{RDN}^{(0)}$ described in Eq. (15) requires a similar argument and we will spell this out in App. G. Our derivation in this section is directly inspired by a similar discussion for a skewness estimator in Ref. [49].

The optimal kurtosis estimator $\hat{\mathcal{K}}_{\text{opt}}$ stated in Eq. (24) is derived via Edgeworth expansion. Lets add a small

¹⁰ Once again neglecting additional contributions that are similar to $\ell = \mathbf{L}/2$ in the eight-point function since we believe they are negligible just like they were in the four-point function as we argued for in App. D.

¹¹ This is true if we had access to all modes. Some modes we cannot see due to finite resolution/size measurements but for the bulk of the modes this is a negligible effect.

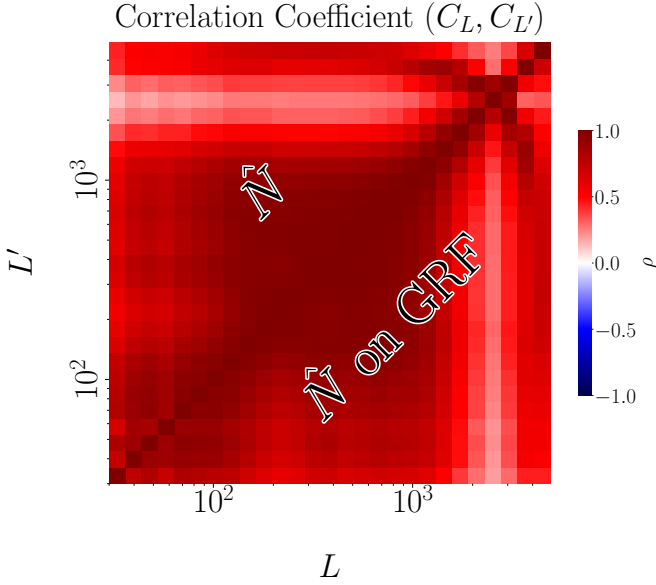


FIG. 13. We saw in Sec. V that there is strong correlation between \hat{N}_L and $\hat{N}_{L'}$. Here we explicitly show this off-diagonal correlation for \hat{N} run on lensed maps (upper left) and \hat{N} run on Gaussian random fields with the same total power spectrum as a lensed map (lower right). We analytically explain the origin of this correlation structure in App. E

kurtosis \mathcal{K} to a normal random variable and call this perturbed random variable X . Then it's moment generating function is

$$M_X(J) = \exp \left\{ -\frac{1}{2} J^2 \sigma^2 + \frac{1}{4!} J^4 \mathcal{K} \right\} \quad (\text{F1})$$

$$\approx \exp \left\{ -\frac{1}{2} J^2 \sigma^2 \right\} \left(1 + \frac{1}{4!} J^4 \mathcal{K} + \frac{1}{2 \times 4!4!} J^8 \mathcal{K}^2 \right) \quad (\text{F2})$$

This reconstructs the random variable we were considering in Sec. VI.

$$\langle X^2 \rangle = \sigma^2 \quad (16)$$

$$\langle X^4 \rangle = 3\sigma^4 + \mathcal{K}. \quad (17)$$

Before we continue, recall the definition of the Hermite polynomials:

$$h_n(x) = (-1)^n p_N^{-1}(x) \frac{\partial^n}{\partial x^n} p_N(x). \quad (\text{F3})$$

Here, $p_N(x)$ is the probability density function of Gaussian random variable with zero mean and variance σ^2

$$p_N(x) = \frac{1}{\sqrt{2\pi\sigma^2}} \exp \left\{ -\frac{1}{2} \frac{x^2}{\sigma^2} \right\}. \quad (\text{F4})$$

Inverse transforming the moment generating function Eq. (F2) gives us the PDF

$$\frac{p_X(x)}{p_N(x)} = 1 + \frac{\mathcal{K}}{4!} h_4(x) + \frac{\mathcal{K}^2}{2 \times 4!4!} h_8(x), \quad (\text{F5})$$

where we have

$$h_4(x) = \frac{x^4 - 6\sigma^2 x^2 + 3\sigma^4}{\sigma^8} \quad (\text{F6})$$

$$h_8(x) = \frac{x^8 - 28\sigma^2 x^6 + 210\sigma^4 x^4 - 420\sigma^6 x^2 + 105\sigma^8}{\sigma^{16}}. \quad (\text{F7})$$

If we have N independent realization of this random variable $\{x_i\}$ where each $x_i \sim X$ then the log likelihood $\mathcal{L} = \sum \log p_X(x_i)$ becomes

$$\begin{aligned} \mathcal{L} - \mathcal{L}_N &= \sum_i \left[\log \left(1 + \frac{\mathcal{K}}{4!} h_4(x_i) + \frac{\mathcal{K}^2}{2 \times 4!4!} h_8(x_i) \right) \right] \\ &\approx \sum_i \left[\frac{\mathcal{K}}{4!} h_4(x_i) + \frac{\mathcal{K}^2}{2 \times 4!4!} (h_8(x_i) - h_4^2(x_i)) \right]. \end{aligned} \quad (\text{F8})$$

Asserting $\partial \mathcal{L} / \partial \mathcal{K} = 0$ we find the ML estimate for \mathcal{K} is

$$\hat{\mathcal{K}}_{\text{opt}} = - \frac{4! \sum_i h_4(x_i)}{\sum_i [h_8(x_i) - h_4^2(x_i)]} \quad (\text{F9})$$

Now let us approximate

$$\sum_{i=1}^N x_i^n = N \sigma^n \times (n-1)!! \quad (\text{F10})$$

for even n to derive a relation between h_4 and h_8 . Essentially we are saying we know the variance exactly and so can replace anything where we're estimating the variance with the true variance. Non-Gaussian corrections will be subleading for the purpose of deriving this relation between h_4 and h_8 . With this approximation we get

$$\sum_{i=1}^N h_8(x_i) = 0 \quad (\text{F11})$$

$$\sum_{i=1}^N h_4^2(x_i) = \frac{4! \times N}{\sigma^8} \quad (\text{F12})$$

$$\Rightarrow \sum_i [h_8(x_i) - h_4^2(x_i)] = - \frac{4! \times N}{\sigma^8} \quad (\text{F13})$$

Plugging this into Eq. (F9) gives us the optimal estimator asserted by Ref. [20]:

$$\hat{\mathcal{K}}_{\text{opt}} = \frac{1}{N} \sum_i x_i^4 - \frac{6\sigma^2}{N} \sum_i x_i^2 + 3\sigma^4. \quad (24)$$

A slight curiosity is that this estimator looks very similar to $h_4(x)$ written in Eq. (F6).

Appendix G: Deriving $\text{RDN}^{(0)}$

The derivation of $\text{RDN}^{(0)}$ in Eq. (15) follows from a multivariate Edgeworth expansion of the CMB likelihood

(Refs. [26, 50, 51]). In this section we shall spell out this calculation. This derivation contains the multivariate generalization of the derivation we performed in App. F for the optimal kurtosis estimator Eq. (24). Because of this, we shall parallel the structure of App. F in this section for clarity.

For discrete data, we can write an arbitrary Fourier mode ℓ_i as a vector of integers times the fundamental ℓ_F :

$$\ell_i = i\ell_F \quad (\text{G1})$$

so in this section for brevity we shall use the notation $T_{\ell_i} \equiv T_i$. Suppose our lensed temperature map T_ℓ is approximately described by a Gaussian random field $\mathcal{N}(0, \tilde{C}_{ij})$ but perturbed such that it has small connected four-point function \mathcal{T} :

$$\mathcal{T}_{ijkl} = \langle T_{\ell_i} T_{\ell_j} T_{\ell_k} T_{\ell_l} \rangle_c. \quad (\text{G2})$$

In this case, the moment generating function M of T_ℓ is

$$\begin{aligned} M(\mathbf{J}) &= \exp \left\{ -\frac{1}{2} J_i \tilde{C}_{ij} J_j + \frac{1}{4!} J_i J_j J_k J_l \mathcal{T}_{ijkl} \right\} \\ &\approx \exp \left\{ -\frac{1}{2} J_i \tilde{C}_{ij} J_j \right\} \left(1 + \frac{1}{4!} J_i J_j J_k J_l \mathcal{T}_{ijkl} \right. \\ &\quad \left. + \frac{1}{2 \times 4!4!} J_i J_j J_k J_l \mathcal{T}_{ijkl} \times J_a J_b J_c J_d \mathcal{T}_{abcd} \right), \end{aligned} \quad (\text{G3})$$

where repeated indices are summed over. Before we continue, we can define the multivariate generalization of the Hermite polynomial Eq. (F5), the Hermite tensor $h_{ij\dots}$ which has r subscripts:

$$h_{ij\dots} = (-1)^r p_{\mathcal{N}}^{-1}(T_\ell) \left[\frac{\partial}{\partial T_i} \frac{\partial}{\partial T_j} \dots \right] p_{\mathcal{N}}(T_\ell). \quad (\text{G4})$$

Here $p_{\mathcal{N}}(T_\ell)$ is the probability density function of a Gaussian random field with zero mean and covariance matrix \tilde{C}_{ij} :

$$p_{\mathcal{N}}(T_\ell) = \frac{1}{\sqrt{(2\pi)^N \det[\tilde{C}_{ij}]}} \exp \left\{ -\frac{1}{2} T_i \tilde{D}_{ij} T_j \right\}, \quad (\text{G5})$$

where N is the number of T_ℓ we have and we have defined the inverse covariance matrix $\tilde{D} \equiv (\tilde{C})^{-1}$.

Inverse transforming the moment generating function Eq. (G3) gives us the PDF

$$\frac{p(T_\ell)}{p_{\mathcal{N}}(T_\ell)} = 1 + \frac{\mathcal{T}_{ijkl}}{4!} h_{ijkl} + \frac{\mathcal{T}_{ijkl} \mathcal{T}_{abcd}}{2 \times 4!4!} h_{ijklabcd}, \quad (\text{G6})$$

where we have

$$h_i = T_a \tilde{D}_{ai} \quad (\text{G7})$$

$$\begin{aligned} h_{ijkl} &= h_i h_j h_k h_l - [h_i h_j \tilde{D}_{kl} + (5 \text{ perms.})] \\ &\quad + [\tilde{D}_{ij} \tilde{D}_{kl} + (2 \text{ perms.})] \end{aligned} \quad (\text{G8})$$

$$\begin{aligned} h_{ijklabcd} &= h_i h_j h_k h_l h_a h_b h_c h_d \\ &\quad - [h_i h_j h_k h_l h_a h_b \tilde{D}_{cd} + (27 \text{ perms.})] \\ &\quad + [h_i h_j h_k h_l \tilde{D}_{ab} \tilde{D}_{cd} + (209 \text{ perms.})] \\ &\quad - [h_i h_j \tilde{D}_{kl} \tilde{D}_{ab} \tilde{D}_{cd} + (419 \text{ perms.})] \\ &\quad + [\tilde{D}_{ij} \tilde{D}_{kl} \tilde{D}_{ab} \tilde{D}_{cd} + (104 \text{ perms.})]. \end{aligned} \quad (\text{G9})$$

This then yields a log likelihood $\mathcal{L} = \log p(T_\ell)$ of

$$\begin{aligned} \mathcal{L} - \mathcal{L}_{\mathcal{N}} &= \log \left(1 + \frac{1}{4!} \mathcal{T}_{ijkl} h_{ijkl} + \frac{\mathcal{T}_{ijkl} \mathcal{T}_{abcd}}{2 \times 4!4!} h_{ijklabcd} \right) \\ &\approx \frac{1}{4!} \mathcal{T}_{ijkl} h_{ijkl} + \frac{\mathcal{T}_{ijkl} \mathcal{T}_{abcd}}{2 \times 4!4!} h_{ijkl,abcd}, \end{aligned} \quad (\text{G10})$$

where we defined

$$h_{ijkl,abcd} \equiv h_{ijklabcd} - h_{ijkl} h_{abcd}. \quad (\text{G11})$$

Asserting $\partial \mathcal{L} / \partial \mathcal{T}_{ijkl} = 0$ to get the ML estimate for the connected trispectrum yields

$$\hat{\mathcal{T}}_{ijkl} = -4! h_{abcd} \times (h^{-1})_{abcd,ijkl}. \quad (\text{G12})$$

From here to find a useful form of $h_{ijkl,abcd}$, the generalization of Eq. (F13), we make the generalization of the approximation we made in Eq. (F10) and replace products of T with the appropriate Wick contracted power spectra:

$$T_i T_j \dots T_k T_\ell = \sum_{\text{Wick}} \tilde{C}_{ab} \times \dots \times \tilde{C}_{cd} \quad (\text{G13})$$

where $\{a, b, \dots, c, d\}$ is a permutation of $\{i, j, \dots, k, \ell\}$ and the summation in Eq. (G13) is over all permutations. This approximation allows us to derive¹² a generalization of the relation found in Eq. (F13):

$$h_{\textcolor{red}{a} \textcolor{red}{b} \textcolor{red}{c} \textcolor{red}{d}, i j k \ell} = -[\tilde{D}_{\textcolor{red}{a} i} \tilde{D}_{\textcolor{red}{b} j} \tilde{D}_{\textcolor{red}{c} k} \tilde{D}_{\textcolor{red}{d} \ell} + (23 \text{ perms.})], \quad (\text{G14})$$

where the permutations come from pairings of $\{\textcolor{red}{a}, \textcolor{red}{b}, \textcolor{red}{c}, \textcolor{red}{d}\}$ with $\{i, j, k, \ell\}$. Now note in the context of a summation, such as in Eq. (G12), all the terms in Eq. (G14) are the same under relabelling of dummy indices. So Eq. (G12) turns into

$$\begin{aligned} \hat{\mathcal{T}}_{ijkl} &= -4! h_{abcd} \times [-24 \tilde{D}_{\textcolor{red}{a} i} \tilde{D}_{\textcolor{red}{b} j} \tilde{D}_{\textcolor{red}{c} k} \tilde{D}_{\textcolor{red}{d} \ell}]^{-1} \\ &= h_{abcd} \times \tilde{C}_{\textcolor{red}{a} i} \tilde{C}_{\textcolor{red}{b} j} \tilde{C}_{\textcolor{red}{c} k} \tilde{C}_{\textcolor{red}{d} \ell} \end{aligned} \quad (\text{G15})$$

¹² with the heavy reliance on Mathematica to make this a tractable calculation

Plugging in Eq. (G8) then leads to the connected four-point function estimator:

$$\begin{aligned}\hat{\mathcal{T}}_{ijkl} &= T_i T_j T_k T_l \\ &- [T_i T_j \tilde{C}_{kl} + (5 \text{ perms.})] \\ &+ [\tilde{C}_{ij} \tilde{C}_{kl} + (3 \text{ perms.})].\end{aligned}\quad (\text{G16})$$

This is the generalization of Eq. (24).

Now we can specialize this to CMB lensing power spectrum estimation to derive $\text{RDN}^{(0)}$. Note from Eq. (10) that our estimate of the CMB lensing power spectrum is not from a general connected four-point function but specifically the combination $\int \langle T_{\ell_1} T_{L-\ell_1} T_{-\ell_2} T_{-L+\ell_2} \rangle_c = \int \mathcal{T}_{\ell_1, L-\ell_1, -\ell_2, -L+\ell_2}$. So our estimator Eq. (G16) for this specific combination yields

$$\begin{aligned}\hat{\mathcal{T}}_{\ell_1, L-\ell_1, -\ell_2, -L+\ell_2} &= T_{\ell_1} T_{L-\ell_1} T_{-\ell_2} T_{-L+\ell_2} \\ &- [T_{\ell_1} T_{L-\ell_1} \tilde{C}_{-\ell_2, -L+\ell_2} + T_{\ell_1} T_{-\ell_2} \tilde{C}_{L-\ell_1, -L+\ell_2} \\ &+ T_{\ell_1} T_{-L+\ell_2} \tilde{C}_{L-\ell_1, -\ell_2} + T_{L-\ell_1} T_{-\ell_2} \tilde{C}_{\ell_1, -L+\ell_2} \\ &+ T_{L-\ell_1} T_{-L+\ell_2} \tilde{C}_{\ell_1, -\ell_2} + T_{-\ell_2} T_{-L+\ell_2} \tilde{C}_{\ell_1, L-\ell_1}] \\ &+ \tilde{C}_{\ell_1, L-\ell_1} \tilde{C}_{-\ell_2, -L+\ell_2} + \tilde{C}_{\ell_1, -\ell_2} \tilde{C}_{L-\ell_1, -L+\ell_2} \\ &+ \tilde{C}_{\ell_1, -L+\ell_2} \tilde{C}_{L-\ell_1, -\ell_2}.\end{aligned}\quad (\text{G17})$$

Each temperature map T corresponds to the actual measured data d whereas the \tilde{C} come from the two sets of simulations $\{s\}, \{s'\}$ needed to compute $\text{RDN}^{(0)}$ that we discussed in Sec. IV. Note that the covariance matrix \tilde{C}_{ij} is defined in terms of the two-point function of Gaussian random fields which have the same total power spectrum as the lensed CMB, \tilde{C}_{ℓ}^{TT} , not a lensed temperature map. In this case, we can rewrite the covariance matrix in terms of the power spectrum:

$$\tilde{C}_{ij} = \langle T_{\ell_i} T_{\ell_j} \rangle = (2\pi)^2 \delta^{(D)}(\ell_i + \ell_j) \tilde{C}_{\ell_i}^{TT}. \quad (\text{G18})$$

So if we assume $L \neq 0$, then

$$\tilde{C}_{\ell_1, L-\ell_1} = \tilde{C}_{-\ell_2, -L+\ell_2} \propto \delta^{(D)}(L) = 0. \quad (\text{G19})$$

So, the connected four-point function estimator Eq. (G16) specialized to CMB lensing power spectrum estimation, Eq. (G17), reduces to

$$\begin{aligned}\hat{\mathcal{T}}_{\ell_1, L-\ell_1, -\ell_2, -L+\ell_2} &= \underbrace{T_{\ell_1} T_{L-\ell_1} T_{-\ell_2} T_{-L+\ell_2}}_{\subset C_L(\hat{\kappa}_L, \hat{\kappa}_L), \text{ Eq. (10)}} \\ &- [\underbrace{T_{\ell_1} T_{-\ell_2} \tilde{C}_{L-\ell_1, -L+\ell_2}}_{\subset C_L(\hat{\kappa}^{ds}, \hat{\kappa}^{ds})} + \underbrace{T_{\ell_1} T_{-L+\ell_2} \tilde{C}_{L-\ell_1, -\ell_2}}_{\subset C_L(\hat{\kappa}^{ds}, \hat{\kappa}^{sd})}] \\ &+ \underbrace{T_{L-\ell_1} T_{-\ell_2} \tilde{C}_{\ell_1, -L+\ell_2}}_{\subset C_L(\hat{\kappa}^{sd}, \hat{\kappa}^{ds})} + \underbrace{T_{L-\ell_1} T_{-L+\ell_2} \tilde{C}_{\ell_1, -\ell_2}}_{\subset C_L(\hat{\kappa}^{sd}, \hat{\kappa}^{sd})}] \\ &+ \underbrace{\tilde{C}_{\ell_1, -\ell_2} C_{L-\ell_1, -L+\ell_2}}_{\subset C_L(\hat{\kappa}^{ss'}, \hat{\kappa}^{ss'})} + \underbrace{\tilde{C}_{\ell_1, -L+\ell_2} \tilde{C}_{L-\ell_1, -\ell_2}}_{\subset C_L(\hat{\kappa}^{ss'}, \hat{\kappa}^{ss'})}. \quad (\text{G20})\end{aligned}$$

From this we can read off the terms in Eq. (15) which define $\text{RDN}^{(0)}$. So we have shown how $\text{RDN}^{(0)}$ naturally

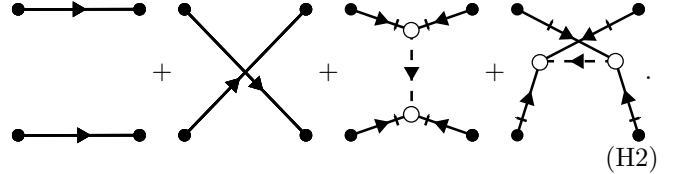
arises from a Edgeworth expansion of the CMB likelihood that we claimed in Sec. IV. We have also established the correspondence between $\text{RDN}^{(0)}$ and the optimal Kurtosis estimator Eq. (24) for the toy model discussed in Sec. VI and derived in App. F.

Appendix H: Computinig $N^{(1)}$ from Simulations

In addition to the analytic expression for $N^{(1)}$ we derived in Eq. (B30) one can also compute $N^{(1)}$ from simulation as we mentioned in Sec. II A. This makes use of 4 sets of simulations. First we have two sets of simulations $\{s_\phi\}$ and $\{s'_\phi\}$ which share a common lensing potential ϕ but different realizations of the unlensed Gaussian CMB. The last two sets of simulations $\{s\}, \{s'\}$ have different realization of both unlensed Gaussian CMB and lensing potential. From these sets of simulations one can form a estimator based on simulation for $N^{(1)}$ (Refs. [10, 16]):

$$\begin{aligned}N_L^{(1), \text{MC}} &= \langle C_L(\hat{\kappa}^{s_\phi s'_\phi}, \hat{\kappa}^{s_\phi s'_\phi}) + C_L(\hat{\kappa}^{s_\phi s'_\phi}, \hat{\kappa}^{s'_\phi s_\phi}) \\ &- C_L(\hat{\kappa}^{ss'}, \hat{\kappa}^{ss'}) - C_L(\hat{\kappa}^{ss'}, \hat{\kappa}^{s's}) \rangle_{s, s', s_\phi, s'_\phi}.\end{aligned}\quad (\text{H1})$$

To show why this works, lets recall the language of Feynman diagrams that we introduced in App. B. Because of how we construct $\{s_\phi\}$ and $\{s'_\phi\}$, the only diagrams¹³ contributing to the four-point functions in the first line are the diagrams that contribute to $N^{(0)}$ and $N^{(1)}$:



We have no diagrams that contribute to $\langle \kappa \kappa \rangle$ since those diagrams would require the unlensed temperature map in s_ϕ to be correlated with the unlensed temperature map in s'_ϕ . So, to $O(\kappa^2)$ the first line yields an estimate for $N^{(0)} + N^{(1)}$. The terms on the second line yields only diagrams¹³ contributing $N^{(0)}$ at $O(\kappa)$ and no diagrams at $O(\kappa^2)$ since the lensing potential κ is no longer shared. So, the second line shares only a $N^{(0)}$ contribution with the first line. Thus the difference of the two lines yields an simulation based estimate of $N^{(1)}$.

We make use of a hybrid approach to estimate $N^{(1)}$ in our numerical studies throughout this paper. For a full-sky analysis, Eq. (H1) is sufficient to estimate $N^{(1)}$ for all scales. However in our numerical studies we work on small patches where the flat-sky approximation holds. In this case Eq. (H1) cannot easily converge to a estimate of $N^{(1)}$ for very large scales where the number of modes

¹³ neglecting the same diagrams we neglected in Footnote. 8 for the same reasons

is small. However, one can see from e.g. Fig. 2 that large scales are also the regime where the $N^{(1)}$ is order of magnitudes smaller than the signal $\langle \kappa \kappa \rangle$. So, our estimate of $N^{(1)}$ does not need to be perfect for these regimes. Because of this, we use the analytical result Eq. (B30) to compute $N_L^{(1)}$ for $L < 512$. For $L > 512$ we use the simulation based computation Eq. (H1) to compute $N_L^{(1)}$ since on small scales we have sufficient statistics to estimate $N^{(1)}$ from simulations.

Appendix I: Fast algorithm to compute \hat{N}^\times

In Sec. VIII Eqs. (33-35) we described how our proposed estimator could be combined with split-based methods recently proposed in Ref. [18] to build estimators insensitive to modelling of instrument noise. Suppose we have m splits of the CMB map with independent instrument noise. To combine our proposed noise avoidance with the split-based method we must compute Eq. (34). However, Eq. (34) is naively a $O(m^4)$ computation. In this appendix we will construct a fast $O(m^2)$ algorithm to compute the \hat{N}_L^\times described in Eq. (34) similar to the fast algorithm discussed in Ref. [18].

To start we use an identity stated by Ref. [18]

$$\begin{aligned} \gamma_{ijkl} &= \gamma_i \gamma_j \gamma_k \gamma_l \\ &- \left[\delta_{ij}^{(K)} \gamma_k \gamma_l + (5 \text{ perm.}) \right] \\ &+ 2 \left[\delta_{ijk}^{(K)} \gamma_l + (3 \text{ perm.}) \right] \\ &+ \left[\delta_{ij}^{(K)} \delta_{kl}^{(K)} + (2 \text{ perm.}) \right] \\ &- 6 \delta_{ijkl}^{(K)}. \end{aligned} \quad (I1)$$

Here $\delta^{(K)}$ is a Kronecker delta:

$$\delta_{i_1 \dots i_n}^{(K)} = \begin{cases} 1 & i_1 = \dots = i_n \\ 0 & \text{otherwise} \end{cases}. \quad (I2)$$

For future convenience let us define a few things:

$$\mathcal{Q}_\ell^{ij} = \left| T_\ell^{(i)} T_{-\ell}^{(j)} \right|, \quad (I3)$$

$$\mathcal{Q}^{i+} = \frac{1}{m} \sum_{j=1}^m \mathcal{Q}^{ij}, \quad (I4)$$

$$\mathcal{Q}^{i\times} = \mathcal{Q}^{i+} - \frac{1}{m} \mathcal{Q}^{ii}, \quad (I5)$$

$$\mathcal{Q}^{++} = \frac{1}{m^2} \sum_{i,j=1}^m \mathcal{Q}^{ij}, \quad (I6)$$

$$\mathcal{Q}^{\times\times} = \mathcal{Q}^{++} - \frac{1}{m^2} \sum_i \mathcal{Q}^{ii}. \quad (I7)$$

This allows us to define

$$\hat{N}_L^{\alpha,\beta} = 2(N_L^\kappa)^2 \int_\ell F_{\ell,L-\ell}^\kappa F_{-\ell,-L+\ell}^\kappa \times \mathcal{Q}_\ell^\alpha \mathcal{Q}_{L-\ell}^\beta. \quad (I8)$$

Here, α and β can be any pair of the superscripts $i, +, \times$ appearing in Eqs. (I3)-(I7). Note that we already introduced a special case of this, $\hat{N}^{ij,kl}$, in Eq. (33).

To create a fast algorithm to compute Eq. (34) we can apply the identity in Eq. (I1):

$$\begin{aligned} \sum_{ijkl} \gamma_i \gamma_j \gamma_k \gamma_l \hat{N}_L^{ij,kl} &= m^4 \hat{N}_L^{++++} \\ - \sum_{ijkl} \left[\delta_{ij}^{(K)} \gamma_k \gamma_l + (5 \text{ perm.}) \right] \hat{N}_L^{ij,kl} &= -2m^2 \sum_i \left[2\hat{N}_L^{i+,i+} + \hat{N}_L^{ii,++} \right] \\ 2 \sum_{ijkl} \left[\delta_{ijk}^{(K)} \gamma_l + (3 \text{ perm.}) \right] \hat{N}_L^{ij,kl} &= 8m \sum_i \hat{N}_L^{+,i,ii} \\ \sum_{ijkl} \left[\delta_{ij}^{(K)} \delta_{kl}^{(K)} + (2 \text{ perm.}) \right] \hat{N}_L^{ij,kl} &= \sum_{ij} \left[\hat{N}_L^{ii,jj} + 2\hat{N}_L^{ij,ij} \right] \\ -6 \sum_{ijkl} \delta_{ijkl}^{(K)} \hat{N}_L^{ij,kl} &= -6 \sum_i \hat{N}_L^{ii,ii} \end{aligned} \quad (I9)$$

We can simplify things tremendously by combining terms:

$$\begin{aligned} \hat{N}_L^\times &= \frac{1}{m(m-1)(m-2)(m-3)} \\ &\times \left[m^4 \hat{N}_L^{\times\times,\times\times} - 4m^2 \sum_i \hat{N}_L^{i\times,i\times} + 4 \sum_{i<j} \hat{N}_L^{ij,ij} \right]. \end{aligned} \quad (I10)$$

Using this we are able to compute \hat{N}_L^\times (Eq. (34)) in $O(m^2)$.

-
- [1] Antony Lewis and Anthony Challinor, “Weak gravitational lensing of the CMB,” Phys. Rept. **429**, 1–65 (2006), arXiv:astro-ph/0601594.
[2] R. Allison, P. Caucal, E. Calabrese, J. Dunkley, and T. Louis, “Towards a cosmological neutrino mass detection,” Phys. Rev. D **92**, 123535 (2015), arXiv:1509.07471

- [astro-ph.CO].
[3] Marcel Schmittfull and Uros Seljak, “Parameter constraints from cross-correlation of CMB lensing with galaxy clustering,” Phys. Rev. D **97**, 123540 (2018), arXiv:1710.09465 [astro-ph.CO].
[4] Zack Li, Vera Gluscevic, Kimberly K. Boddy, and

- Mathew S. Madhavacheril, “Disentangling Dark Physics with Cosmic Microwave Background Experiments,” *Phys. Rev. D* **98**, 123524 (2018), arXiv:1806.10165 [astro-ph.CO].
- [5] Blake D. Sherwin *et al.*, “Evidence for Dark Energy from the Cosmic Microwave Background Alone Using the Atacama Cosmology Telescope Lensing Measurements,” *Phys. Rev. Lett.* **107**, 021302 (2011), arXiv:1105.0419 [astro-ph.CO].
- [6] Kendrick M. Smith, Oliver Zahn, and Olivier Dore, “Detection of Gravitational Lensing in the Cosmic Microwave Background,” *Phys. Rev. D* **76**, 043510 (2007), arXiv:0705.3980 [astro-ph].
- [7] Sudeep Das *et al.*, “Detection of the Power Spectrum of Cosmic Microwave Background Lensing by the Atacama Cosmology Telescope,” *Phys. Rev. Lett.* **107**, 021301 (2011), arXiv:1103.2124 [astro-ph.CO].
- [8] A. van Engelen *et al.*, “A Measurement of Gravitational Lensing of the Microwave Background Using South Pole Telescope Data,” *ApJ* **756**, 142 (2012), arXiv:1202.0546 [astro-ph.CO].
- [9] P. A. R. Ade *et al.* (POLARBEAR), “Measurement of the Cosmic Microwave Background Polarization Lensing Power Spectrum with the POLARBEAR experiment,” *Phys. Rev. Lett.* **113**, 021301 (2014), arXiv:1312.6646 [astro-ph.CO].
- [10] K. T. Story *et al.* (SPT), “A Measurement of the Cosmic Microwave Background Gravitational Lensing Potential from 100 Square Degrees of SPTpol Data,” *Astrophys. J.* **810**, 50 (2015), arXiv:1412.4760 [astro-ph.CO].
- [11] P. A. R. Ade *et al.* (BICEP2, Keck Array), “BICEP2 / Keck Array VIII: Measurement of gravitational lensing from large-scale B-mode polarization,” *Astrophys. J.* **833**, 228 (2016), arXiv:1606.01968 [astro-ph.CO].
- [12] Blake D. Sherwin *et al.*, “Two-season Atacama Cosmology Telescope polarimeter lensing power spectrum,” *Phys. Rev. D* **95**, 123529 (2017), arXiv:1611.09753 [astro-ph.CO].
- [13] Y. Omori *et al.*, “A 2500 deg² CMB Lensing Map from Combined South Pole Telescope and Planck Data,” *Astrophys. J.* **849**, 124 (2017), arXiv:1705.00743 [astro-ph.CO].
- [14] W. L. K. Wu *et al.*, “A Measurement of the Cosmic Microwave Background Lensing Potential and Power Spectrum from 500 deg² of SPTpol Temperature and Polarization Data,” *Astrophys. J.* **884**, 70 (2019), arXiv:1905.05777 [astro-ph.CO].
- [15] F. Bianchini *et al.* (SPT), “Constraints on Cosmological Parameters from the 500 deg² SPTpol Lensing Power Spectrum,” *Astrophys. J.* **888**, 119 (2020), arXiv:1910.07157 [astro-ph.CO].
- [16] Frank J. Qu *et al.* (ACT), “The Atacama Cosmology Telescope: A Measurement of the DR6 CMB Lensing Power Spectrum and its Implications for Structure Growth,” (2023), arXiv:2304.05202 [astro-ph.CO].
- [17] Z. Pan *et al.* (SPT), “Measurement of gravitational lensing of the cosmic microwave background using SPT-3G 2018 data,” *Phys. Rev. D* **108**, 122005 (2023), arXiv:2308.11608 [astro-ph.CO].
- [18] Mathew S. Madhavacheril, Kendrick M. Smith, Blake D. Sherwin, and Sigurd Naess, “CMB lensing power spectrum estimation without instrument noise bias,” (2020), 10.1088/1475-7516/2021/05/028, arXiv:2011.02475 [astro-ph.CO].
- [19] Blake D. Sherwin and Sudeep Das, “CMB Lensing - Power Without Bias,” arXiv e-prints, arXiv:1011.4510 (2010), arXiv:1011.4510 [astro-ph.CO].
- [20] Kendrick M. Smith, Leonardo Senatore, and Matias Zaldarriaga, “Optimal analysis of the CMB trispectrum,” (2015), arXiv:1502.00635 [astro-ph.CO].
- [21] Christopher M. Hirata and Uros Seljak, “Reconstruction of lensing from the cosmic microwave background polarization,” *Phys. Rev. D* **68**, 083002 (2003), arXiv:astro-ph/0306354.
- [22] Vanessa Böhm, Marcel Schmittfull, and Blake D. Sherwin, “Bias to CMB lensing measurements from the bispectrum of large-scale structure,” *Phys. Rev. D* **94**, 043519 (2016), arXiv:1605.01392 [astro-ph.CO].
- [23] Vanessa Böhm, Blake D. Sherwin, Jia Liu, J. Colin Hill, Marcel Schmittfull, and Toshiya Namikawa, “Effect of non-Gaussian lensing deflections on CMB lensing measurements,” *Phys. Rev. D* **98**, 123510 (2018), arXiv:1806.01157 [astro-ph.CO].
- [24] Dominic Beck, Giulio Fabbian, and Josquin Errard, “Lensing Reconstruction in Post-Born Cosmic Microwave Background Weak Lensing,” *Phys. Rev. D* **98**, 043512 (2018), arXiv:1806.01216 [astro-ph.CO].
- [25] Giulio Fabbian, Antony Lewis, and Dominic Beck, “CMB lensing reconstruction biases in cross-correlation with large-scale structure probes,” *JCAP* **10**, 057 (2019), arXiv:1906.08760 [astro-ph.CO].
- [26] Toshiya Namikawa, Duncan Hanson, and Ryuichi Takahashi, “Bias-Hardened CMB Lensing,” *Mon. Not. Roy. Astron. Soc.* **431**, 609–620 (2013), arXiv:1209.0091 [astro-ph.CO].
- [27] Planck Collaboration, “Planck 2018 results. VIII. Gravitational lensing,” *A&A* **641**, A8 (2020), arXiv:1807.06210 [astro-ph.CO].
- [28] Michael H. Kesden, Asantha Cooray, and Marc Kamionkowski, “Lensing reconstruction with CMB temperature and polarization,” *Phys. Rev. D* **67**, 123507 (2003), arXiv:astro-ph/0302536.
- [29] Duncan Hanson, Anthony Challinor, George Efstathiou, and Pawel Bielewicz, “CMB temperature lensing power reconstruction,” *Phys. Rev. D* **83**, 043005 (2011), arXiv:1008.4403 [astro-ph.CO].
- [30] Elizabeth E. Jenkins, Aneesh V. Manohar, Wouter J. Waalewijn, and Amit P. S. Yadav, “Higher-Order Gravitational Lensing Reconstruction using Feynman Diagrams,” *JCAP* **09**, 024 (2014), arXiv:1403.4607 [astro-ph.CO].
- [31] Elizabeth E. Jenkins, Aneesh V. Manohar, Wouter J. Waalewijn, and Amit P. S. Yadav, “Gravitational Lensing of the CMB: a Feynman Diagram Approach,” *Phys. Lett. B* **736**, 6–10 (2014), arXiv:1403.2386 [astro-ph.CO].
- [32] Antony Lewis, Anthony Challinor, and Duncan Hanson, “The shape of the CMB lensing bispectrum,” *J. Cosmology Astropart. Phys.* **2011**, 018 (2011), arXiv:1101.2234 [astro-ph.CO].
- [33] P. A. R. Ade *et al.* (Planck), “Planck 2015 results. XV. Gravitational lensing,” *Astron. Astrophys.* **594**, A15 (2016), arXiv:1502.01591 [astro-ph.CO].
- [34] N. Aghanim *et al.* (Planck), “Planck 2018 results. VIII. Gravitational lensing,” *Astron. Astrophys.* **641**, A8 (2020), arXiv:1807.06210 [astro-ph.CO].
- [35] Mark Mirmelstein, Julien Carron, and Antony Lewis, “Optimal filtering for CMB lensing reconstruction,” *Phys. Rev. D* **100**, 123509 (2019), arXiv:1909.02653

- [astro-ph.CO].
- [36] David Alonso, Javier Sanchez, and Anže Slosar (LSST Dark Energy Science), “A unified pseudo- C_ℓ framework,” *Mon. Not. Roy. Astron. Soc.* **484**, 4127–4151 (2019), arXiv:1809.09603 [astro-ph.CO].
 - [37] E. Hivon, K. M. Gorski, C. B. Netterfield, B. P. Crill, S. Prunet, and F. Hansen, “Master of the cosmic microwave background anisotropy power spectrum: a fast method for statistical analysis of large and complex cosmic microwave background data sets,” *Astrophys. J.* **567**, 2 (2002), arXiv:astro-ph/0105302.
 - [38] Noah Sailer, Gerrit Farren, Simone Ferraro, and Martin White, (in prep.).
 - [39] M. Millea *et al.*, “Optimal Cosmic Microwave Background Lensing Reconstruction and Parameter Estimation with SPTpol Data,” *Astrophys. J.* **922**, 259 (2021), arXiv:2012.01709 [astro-ph.CO].
 - [40] Wayne Hu and Takemi Okamoto, “Mass reconstruction with cmb polarization,” *Astrophys. J.* **574**, 566–574 (2002), arXiv:astro-ph/0111606.
 - [41] Noah Sailer, Simone Ferraro, and Emmanuel Schaan, “Foreground-immune CMB lensing reconstruction with polarization,” *Phys. Rev. D* **107**, 023504 (2023), arXiv:2211.03786 [astro-ph.CO].
 - [42] Noah Sailer, Emmanuel Schaan, and Simone Ferraro, “Lower bias, lower noise CMB lensing with foreground-hardened estimators,” *Phys. Rev. D* **102**, 063517 (2020), arXiv:2007.04325 [astro-ph.CO].
 - [43] Abhishek S. Maniyar, Yacine Ali-Haïmoud, Julien Caron, Antony Lewis, and Mathew S. Madhavacheril, “Quadratic estimators for CMB weak lensing,” *Phys. Rev. D* **103**, 083524 (2021), arXiv:2101.12193 [astro-ph.CO].
 - [44] Alba Kalaja, Giorgio Orlando, Aleksandr Bowkis, Anthony Challinor, P. Daniel Meerburg, and Toshiya Namikawa, “The reconstructed CMB lensing bispectrum,” *JCAP* **04**, 041 (2023), arXiv:2210.16203 [astro-ph.CO].
 - [45] Antony Lewis, Anthony Challinor, and Anthony Lasenby, “Efficient computation of CMB anisotropies in closed FRW models,” *Astrophys. J.* **538**, 473–476 (2000), arXiv:astro-ph/9911177.
 - [46] Antony Lewis and Anthony Challinor, “CAMB: Code for Anisotropies in the Microwave Background,” *Astrophysics Source Code Library*, record ascl:1102.026 (2011), ascl:1102.026.
 - [47] Cullan Howlett, Antony Lewis, Alex Hall, and Anthony Challinor, “CMB power spectrum parameter degeneracies in the era of precision cosmology,” *J. Cosmology Astropart. Phys.* **2012**, 027 (2012), arXiv:1201.3654 [astro-ph.CO].
 - [48] Emmanuel Schaan and Simone Ferraro, “Foreground-Immune Cosmic Microwave Background Lensing with Shear-Only Reconstruction,” *Phys. Rev. Lett.* **122**, 181301 (2019), arXiv:1804.06403 [astro-ph.CO].
 - [49] Luca Amendola, “Non-Gaussian likelihood function and COBE data,” *MNRAS* **283**, 983–989 (1996).
 - [50] D. M. Regan, E. P. S. Shellard, and J. R. Fergusson, “General CMB and Primordial Trispectrum Estimation,” *Phys. Rev. D* **82**, 023520 (2010), arXiv:1004.2915 [astro-ph.CO].
 - [51] Marcel M. Schmittfull, Anthony Challinor, Duncan Hanson, and Antony Lewis, “Joint analysis of CMB temperature and lensing-reconstruction power spectra,” *Phys. Rev. D* **88**, 063012 (2013), arXiv:1308.0286 [astro-ph.CO].