

Quantum loop corrections in the modified gravity model of Starobinsky inflation with primordial black hole production

Sultan Saburov ^a and Sergei V. Ketov ^{a,b,c 1}

^a Interdisciplinary Research Laboratory, Tomsk State University, Tomsk 634050, Russia

^b Department of Physics, Tokyo Metropolitan University, 1-1 Minami-ohsawa, Hachioji, Tokyo 192-0397, Japan

^c Kavli Institute for the Physics and Mathematics of the Universe (WPI),
The University of Tokyo Institutes for Advanced Study, Chiba 277-8583, Japan

saburov@mail.tsu.ru, ketov@tmu.ac.jp

Abstract

A modified gravity model of Starobinsky inflation and primordial black hole production was proposed in good (within 1σ) agreement with current measurements of the cosmic microwave background radiation. The model is an extension of the singularity-free Appleby-Battye-Starobinsky model by the R^4 -term with different values of the parameters whose fine-tuning leads to efficient production of primordial black holes on smaller scales with the asteroid-size masses between 10^{16} g and 10^{20} g. Those primordial black holes may be part (or the whole) of the current dark matter, while the proposed model can be confirmed or falsified by detection or absence of the induced gravitational waves with the frequencies in the 10^{-2} Hz range. The relative size of quantum (loop) corrections to the power spectrum of scalar perturbations in the model is found to be of the order 10^{-3} or less, so that the model is not ruled out by the quantum corrections.

¹The corresponding author

1 Introduction

The Starobinsky model of inflation [1] as the modified $(R + \alpha R^2)$ gravity is theoretically well motivated (see e.g., Refs. [2, 3] for a recent review), being in excellent agreement with the current cosmic microwave background (CMB) radiation measurements [4, 5, 6]. The Starobinsky model can be extended within modified $F(R)$ gravity in order to describe double slow-roll (SR) inflation with an ultra-slow-roll (USR) phase by engineering the function $F(R)$ leading to a near-inflection point in the inflaton potential below the scale of inflation [7, 8, 9]. It results in large density perturbations whose gravitational collapse leads to production of primordial black holes (PBH).

Adding the near-inflection point and the USR phase requires fine-tuning of the model parameters [10, 11], which often lowers the value of the CMB tilt n_s of scalar perturbations and thus leads to a tension with CMB measurements [12], while large perturbations may imply significant nonGaussianity and quantum (loop) corrections that may invalidate classical single-field models of inflation and PBH production [13, 14, 15, 16, 17].

In this paper, we derive the peak amplitude and the frequency of the PBH-production-induced stochastic gravitational waves (GW) and estimate quantum loop corrections in the model of Ref. [8] by using the δN formalism [18, 19]. We use the natural units with $c = \hbar = M_P = 1$ where M_P is the reduced Planck mass in our equations, while restoring them for the values of dimensional physical observables.

2 The model

The phenomenological model [8] of inflation and PBH production has the $F(R)$ gravity action

$$S = \frac{1}{2} \int d^4x \sqrt{-g} F(R) \quad , \quad (1)$$

whose F -function of the spacetime scalar curvature R reads

$$F(R) = (1 + g \tanh b)R + gE_{AB} \ln \left[\frac{\cosh \left(\frac{R}{E_{AB}} - b \right)}{\cosh(b)} \right] + \frac{R^2}{6M^2} - \delta \frac{R^4}{48M^6} \quad , \quad (2)$$

where the first three terms are known in the literature as the Appleby-Battye-Starobinsky (ABS) model [20] with the Starobinsky mass $M \approx 1.3 \times 10^{-5}$ defining the scale of the first SR phase of inflation. The ABS parameter

$$E_{AB} = \frac{R_0}{2g \ln(1 + e^{2b})} \quad (3)$$

has the new scale R_0 defining the second SR phase of inflation below the Starobinsky scale.² The other parameters g and b define the shape of the inflaton potential and have to be fine-tuned in order to get a near-inflection point. The last term in Eq. (2) may be considered as a quantum gravity correction that was employed in Ref. [8] in order to get good (within 1σ) agreement with the measured CMB value of n_s . The function (2) obeys the no-ghost (stability) conditions, $F'(R) > 0$ and $F''(R) > 0$, for the relevant values of R , avoids singularities, obeys the Newtonian limit and describes double inflation with three phases (SR-USR-SR) after fine-tuning the parameters [8].

To produce PBH, one needs a large enhancement of the power spectrum of scalar perturbations by seven orders of magnitude against the CMB spectrum. Then, as was shown in Ref. [8], the parameters (R_0, g, b) should be fine-tuned as

$$R_0 \approx 3.00M^2 \quad , \quad g \approx 2.25 \quad \text{and} \quad b \approx 2.89 \quad . \quad (4)$$

²It differs from Ref. [20] where R_0 was related to the dark energy scale.

It leads to production of PBH with asteroid-size masses in the range between 10^{16} g and 10^{20} g [8], exceeding the Hawking (black hole) evaporation limit of 10^{15} g, so that those PBH may form part (or the whole) of dark matter (DM) in the current universe [21].

A modified $F(R)$ -gravity is known to be equivalent to the quintessence (scalar-tensor gravity) in terms of the canonical inflaton field ϕ with the scalar potential $V(R(\phi))$ in the parametric form [22],

$$V(R) = \frac{F'R - F}{2(F')^2}, \quad \phi(R) = \sqrt{\frac{3}{2}} \ln F', \quad (5)$$

where the primes denote the derivatives with respect to R . The (numerically obtained) profile of the inflaton potential $V(\phi)$ for some values of R_0 and δ is given in Fig. 1.

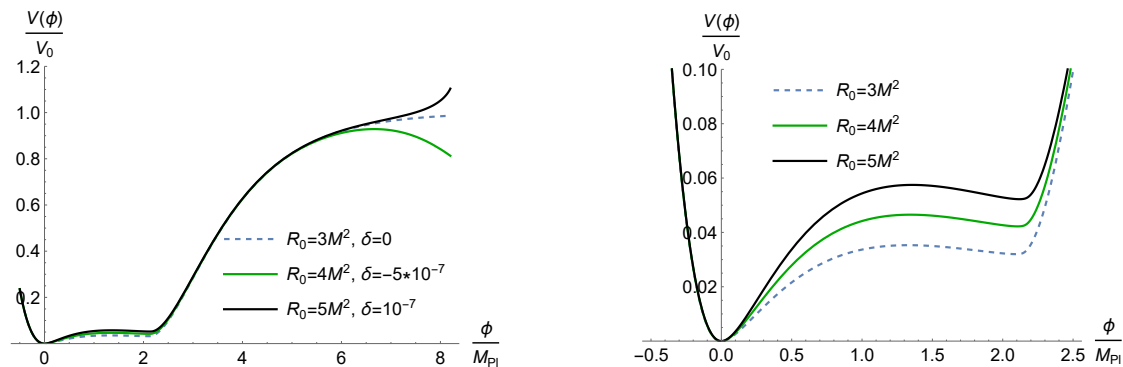


Figure 1: *On the left:* the inflaton potential having two plateaus for $g = 2.25$ and $b = 2.89$ with $V_0 = \frac{3}{4}M^2$. *On the right:* zooming the potential for lower values of ϕ with a near-inflection point. The potential is unstable for negative values of δ , and has the infinite plateau for $\delta = 0$ describing the Starobinsky inflation.

The standard SR conditions are given by $\epsilon_{\text{sr}} \ll 1$ and $|\eta_{\text{sr}}| \ll 1$, where

$$\epsilon_{\text{sr}}(\phi) = \frac{1}{2} \left(\frac{V'(\phi)}{V(\phi)} \right)^2 \quad \text{and} \quad \eta_{\text{sr}}(\phi) = \frac{V''(\phi)}{V(\phi)}, \quad (6)$$

while the time clock is conveniently defined by the number N of e-folds, $N(t) = \int_t H(\tilde{t}) d\tilde{t}$, where $H(t)$ is Hubble function. The CMB tilt n_s of scalar perturbations and the tensor-to-scalar ratio r are related to the values of the SR parameters at the horizon exit with the standard pivot scale $k_* = 0.05 \text{ Mpc}^{-1}$. In the model [8], the tensor-to-scalar ratio r is well inside the current observational bound, $r < 0.032$, and the tilt n_s agrees within 1σ with the current CMB measurements [4, 5, 6], $n_s = 0.9649 \pm 0.0042$, with $\delta \sim 10^{-8}$.

The primordial spectrum $P_\zeta(k)$ of 3-dimensional scalar (density) perturbations $\zeta(x)$ in a flat Friedman universe is defined by the 2-point correlation function as

$$\left\langle \frac{\delta\zeta(x)}{\zeta} \cdot \frac{\delta\zeta(y)}{\zeta} \right\rangle = \int \frac{d^3k}{k^3} e^{ik \cdot (x-y)} \frac{P_\zeta(k)}{P_0}, \quad (7)$$

where $k = 2\pi/\lambda$ is the co-moving number. The scale k is simply related to the e-folds number N via $N = -\int^k d\tilde{k}/\tilde{k}$. Though the USR phase has dynamics different from the SR one, the dimensionless power spectrum of scalar perturbations in the SR-approximation

$$P_\zeta = \frac{H^2}{8\pi^2\epsilon_{\text{sr}}} \quad (8)$$

appears to be a good approximation in the USR phase also. The power spectrum is given in Fig. 2 in the best case given by the 3rd row of Table 1 in Ref. [8]. Accordingly, the SR parameter ϵ_{sr} drops to very low values, indicating the USR phase.

The power-spectrum-related observables in our model best case are given by [8]

$$n_s \approx 0.965, \quad r \approx 0.0095, \quad M_{\text{PBH}} \approx 1.0 \cdot 10^{20} \text{ g}. \quad (9)$$

The corresponding peak in the power-spectrum of Fig. 2 can be roughly approximated by the log-normal fit [23]

$$P_\zeta^{\text{peak}}(k) \approx \frac{A_\zeta}{\sqrt{2\pi}\Delta} \exp \left[\frac{-\ln^2(k/k_p)}{2\Delta^2} \right] \quad (10)$$

with the amplitude $A_\zeta \approx 0.06$ and the width $\Delta \approx 1.5$, where $k_p \approx 4.5 \cdot 10^{12} \text{ Mpc}^{-1}$ is the location of the peak, see Fig. 3.

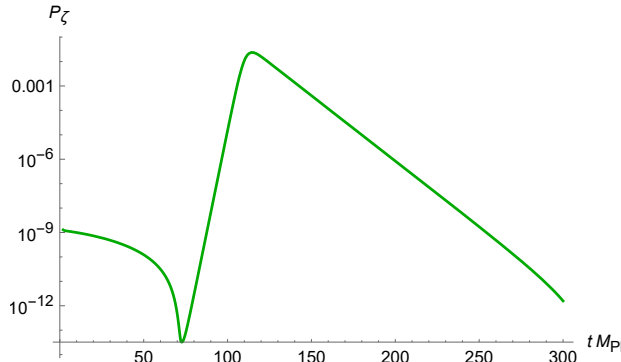


Figure 2: The primordial power spectrum $P_\zeta(t)$ of scalar perturbations from Eq. (8). A derivation of the spectrum from Mukhanov-Sasaki equation leads to the very similar result.

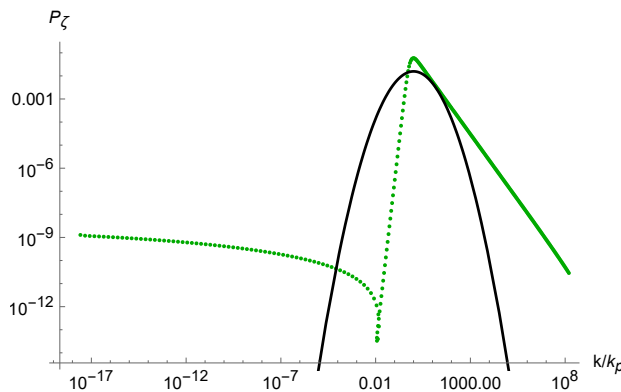


Figure 3: The primordial power spectrum $P_\zeta(k)$ of scalar perturbations (in green) and the log-normal fit (in black).

The value of $\eta_{\text{sr}} \approx -0.025$ in the USR phase practically does not depend upon the parameters R_0 and δ . The more illuminating functions are given by the Hubble flow parameters

$$\epsilon_H = -\frac{\dot{H}}{H^2}, \quad \eta_H = \epsilon_H - \frac{\dot{\epsilon}_H}{2\epsilon_H H}. \quad (11)$$

Though the ϵ_{sr} and ϵ_H can be identified, evolution of η_{sr} and η_H is different during the USR phase, see Fig. 4.

3 PBH-induced GW and PBH-DM density fraction

PBH production in the early universe leads to stochastic gravitational waves (GW) different from primordial GW caused by inflation. The current energy density fraction of those PBH-

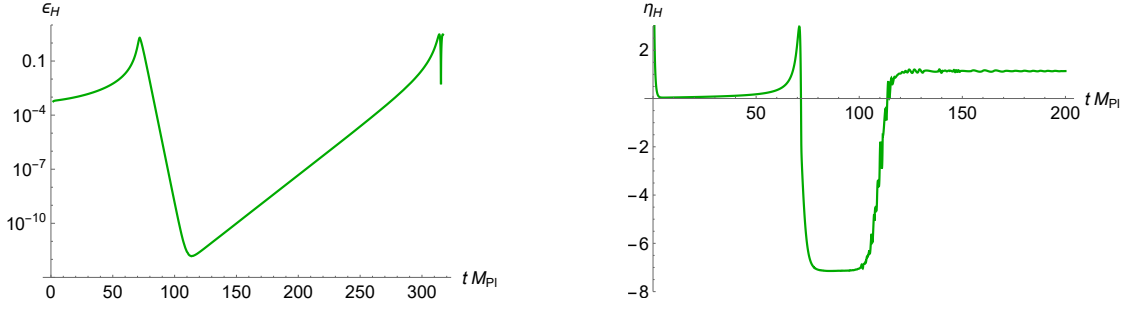


Figure 4: The evolution of $\epsilon_H(t)$ and $\eta_H(t)$ with the initial conditions $\phi_{in} = 7.01$ and $\dot{\phi}_{in} = 0$, and the parameters $\delta = 2.7 \cdot 10^{-8}$ and $R_0 = 3.0 M^2$. In the USR phase, the value of $\eta_H(t)$ is close to -6 .

induced GW can be computed in the second order with respect to perturbations as [24, 25]

$$\Omega_{\text{GW}}(k) = \frac{c_g \Omega_{r,0}}{36} \int_0^{\frac{1}{\sqrt{3}}} dd \int_{\frac{1}{\sqrt{3}}}^{\infty} ds \left[\frac{(d^2 - 1/3)(s^2 - 1/3)}{s^2 - d^2} \right]^2 \times \mathcal{P}_\zeta \left(\frac{k\sqrt{3}}{2}(s+d) \right) \mathcal{P}_\zeta \left(\frac{k\sqrt{3}}{2}(s-d) \right) [\mathcal{I}_c(d,s)^2 + \mathcal{I}_s(d,s)^2] , \quad (12)$$

where the functions $\mathcal{I}_c(d,s)$ and $\mathcal{I}_s(d,s)$ are

$$\begin{aligned} \mathcal{I}_c(d,s) &= -36\pi \frac{(s^2 + d^2 - 2)^2}{(s^2 - d^2)^3} \theta(s-1) , \\ \mathcal{I}_s(d,s) &= -36 \frac{s^2 + d^2 - 2}{(s^2 - d^2)^2} \left[\frac{s^2 + d^2 - 2}{(s^2 - d^2)} \ln \left| \frac{d^2 - 1}{s^2 - 1} \right| + 2 \right] , \end{aligned} \quad (13)$$

with $\Omega_{r,0} \sim 8.6 \times 10^{-5}$ being the current energy density fraction of radiation, $\theta(s-1)$ is the step function, and $c_g \approx 0.4$.

A numerical calculation of Eq. (12) with the power spectrum in Fig. 2 yields the result given in Fig. 5 in green. The numerical plot can be well approximated by the lognormal fit given in Fig. 5 in black, with the analytic formula

$$\Omega_{\text{GW}}(k) = \frac{A_{\text{GW}}}{\sqrt{2\pi}\sigma_{\text{GW}}} \exp \left[-\frac{\ln^2(k/k_p)}{2\sigma_{\text{GW}}^2} \right] , \quad (14)$$

the amplitude $A_{\text{GW}} \approx 5.6 \cdot 10^{-8}$ and the width $\sigma_{\text{GW}} \approx \Delta/\sqrt{2} \approx 1.06$, where Δ is the width of the power spectrum in Fig. 2. The $\Omega_{\text{GW}}^{\text{peak}}(k)$ near the peak is roughly given by $10^{-6} \mathcal{P}_\zeta^2(k)$, in agreement with the estimates in Refs. [26, 27].

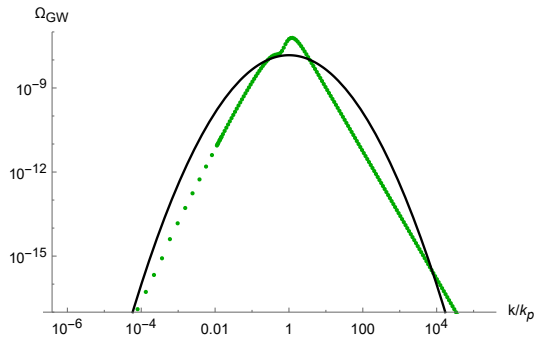


Figure 5: The PBH-induced stochastic GW density fraction (in green) with the log-normal fit (in black) in Eq. (14).

The induced GW frequencies f_p are related to the PBH masses as [28]

$$f_p \approx 5.7 \left(\frac{M_\odot}{M_{\text{PBH}}} \right)^{1/2} 10^{-9} \text{ Hz}, \quad (15)$$

where the Sun mass is given by $M_\odot \approx 2 \cdot 10^{33}$ g. Given the PBH masses of 10^{20} g, as in our model, it results in the GW frequency $f_p \approx 0.0255$ Hz. It is higher than the GW frequencies between 3 and 400 nHz detected by NANOGrav [29]. A detection of the GW peak with that frequency in the 10^{-2} Hz range would provide observational support to our model provided the peak is due to generation of the secondary GW. A more specific comparison of our predictions with future GW observations is possible by plotting the GW spectrum in our model against the expected sensitivity curves in the future space-based gravitational interferometers such as LISA [30, 31], TianQin [32], Taiji [33, 34] and DECIGO [35], see Fig. 6, where we have used Refs. [36, 37, 38] for the colored curves. The space-based experiments are expected to be sensitive to stochastic GW in the frequencies between 10^{-3} and 10^{-1} Hz, while the predicted black curve in Fig. 6 in our model belongs to that frequency range.

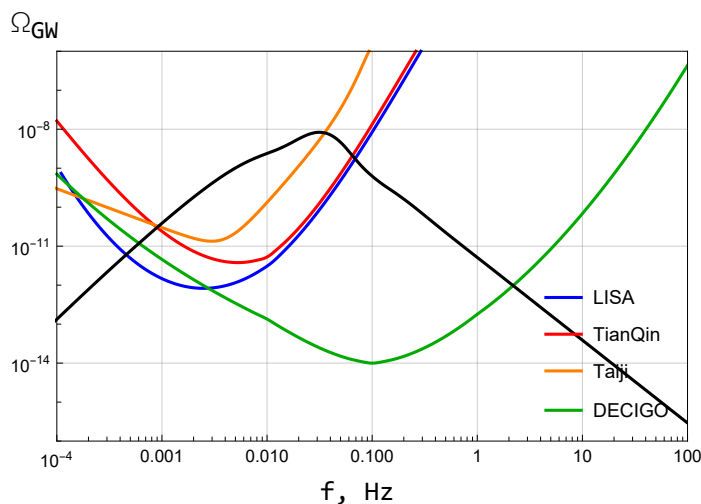


Figure 6: The GW density induced by the power spectrum of scalar perturbations in our model (in black) against the expected sensitivity curves for the future space-based GW experiments (in color).

The PBH-in-DM density fraction $f(k)$ on scale k can be estimated in the Press-Schechter formalism [39] as

$$f(k) = \frac{\Omega_{\text{PBH}}(k)}{\Omega_{\text{DM}}} \approx \frac{1.2 \cdot 10^{24} \beta_f(k)}{\sqrt{M_{\text{PBH}}(k) g^{-1}}} \approx 17.1 (k \cdot \text{Mpc}) \beta_f(k) , \quad (16)$$

where [40, 41]

$$\beta_f(k) \simeq \frac{\sigma(k)}{\sqrt{2\pi} \delta_c} e^{-\frac{\delta_c^2}{2\sigma^2(k)}} , \quad \sigma^2(k) = \frac{16}{81} \int \frac{dq}{q} \left(\frac{q}{k} \right)^4 e^{-q^2/k^2} P_\zeta(q) , \quad (17)$$

with the constant δ_c depending upon the shape of the PBH peak in the power spectrum and representing the density threshold for PBH formation. The integral in Eq. (17) can be estimated as

$$\sigma^2 \approx \frac{3.84}{81} P_\zeta^{\text{peak}} , \quad (18)$$

where P_ζ^{peak} is the value of the power spectrum at the PBH peak. Then Eqs. (16) and (17) imply

$$f(k) \sim \frac{10^{23}}{\sqrt{M_{\text{PBH}}(k)g^{-1}}} \left(\frac{\sqrt{P_\zeta^{\text{peak}}}}{\delta_c} \right) e^{-9.3 \delta_c^2 / P_\zeta^{\text{peak}}} . \quad (19)$$

This equation demonstrates high sensitivity of the PBH-in-DM fraction upon the value of $\delta_c^2 / P_\zeta^{\text{peak}}$. In the case of the power spectrum in Fig. 2, we have $\delta_c \approx 0.45$ and $P_\zeta^{\text{peak}} \approx 0.05$. Given the range of the model parameters in Ref. [8], Eq. (19) gives the PBH fraction in DM between 0.1% and 100%. In addition, the Press-Schechter formalism itself should be considered with a grain of salt because it was found to be unreliable [42, 43, 44]. It is also worth mentioning that even a small PBH fraction could have an important role in cosmology [21].

4 Loop corrections

In the δN formalism [19] for single-field inflation, a scalar (comoving curvature) perturbation $\delta N \equiv \zeta$ is a function of variation $\delta\phi$ of inflaton ϕ_i at its initial value,

$$\delta N = N'(\phi)\delta\phi + \frac{N''(\phi)}{2!}\delta\phi^2 + \frac{N'''(\phi)}{3!}\delta\phi^3 + \dots , \quad (20)$$

where perturbations are not assumed to be small. The power spectrum of scalar perturbations is defined by a two-point function of Fourier components $\zeta_{\mathbf{p}}$ as

$$\langle \zeta_{\mathbf{p}_1} \zeta_{\mathbf{p}_2} \rangle = (2\pi)^3 \delta^3(\mathbf{p}_1 + \mathbf{p}_2) P(p) , \quad P_\zeta(p) = \frac{k^3}{2\pi^2} P(p) , \quad (21)$$

where

$$\zeta_{\mathbf{p}} = N' \delta\phi_{\mathbf{p}} + \frac{N''}{2!} \int \frac{d^3q}{(2\pi)^3} \delta\phi_{\mathbf{q}} \delta\phi_{\mathbf{p}-\mathbf{q}} + \frac{N'''}{3!} \int \frac{d^3q_1}{(2\pi)^3} \frac{d^3q_2}{(2\pi)^3} \delta\phi_{\mathbf{q}_1} \delta\phi_{\mathbf{q}_2} \delta\phi_{\mathbf{p}-\mathbf{q}_1-\mathbf{q}_2} + \dots \quad (22)$$

in terms of external 3D momenta \mathbf{p} and loop momenta \mathbf{q} . Substituting Eq. (22) into Eq. (21) yields the loop expansion of the power spectrum $P_\zeta(p)$. In order to apply that to a particular model, one has to know the function $N(\phi)$ explicitly. It was derived in Ref. [16],

$$N_{\text{total}}(\phi_i) \simeq \frac{1}{\eta_{\text{sr}}} \ln \left[1 + \frac{\eta_{\text{sr}}}{\sqrt{2\epsilon_{\text{sr}}}} (\phi_i - \phi_s) \right] - \frac{1}{3} \ln \left[1 + \frac{3(\phi_s - \phi_e)}{\pi_s} \right] + \frac{1}{\eta_{\text{V}}} \ln[-2\eta_{\text{V}}\pi_e - 6\sqrt{2\epsilon_{\text{V}}}] , \quad (23)$$

where the first term refers to the SR(I) phase with the initial value ϕ_i and the end value ϕ_s , the second term refers to the USR phase with the initial momentum value π_s and the end momentum value π_e , and the third term refers to the SR(II) phase with the slow-roll parameters ϵ_{V} and η_{V} . The subscripts (s, e) refer to values of any quantity at the start and end of the USR phase, respectively. The leading contribution comes from the first term in Eq. (23).

To compute loop corrections, one has to calculate the derivatives $N^{(n)}(\phi)$. The first three derivatives can be estimated as follows:

$$N' \approx \frac{1}{\sqrt{2\epsilon_s}} \approx \frac{e^{-3\Delta N_{\text{USR}}}}{\sqrt{2\epsilon_e}} , \quad N'' \approx -\frac{\eta_{\text{sr}}}{2\epsilon_s} , \quad N''' \approx \frac{2\eta_{\text{sr}}^2}{(2\epsilon_s)^{3/2}} , \quad (24)$$

where ΔN_{USR} is the duration of the USR phase and $\eta_{\text{sr}} \equiv \eta_{\text{sr}}(\phi_s)$.

To compute loop corrections to the amplitude of the power spectrum, we considered the effective action up to the third order with respect to $\delta\phi(\mathbf{x}, t)$ on the background $\phi(t)$,

$$S_{\delta\phi} = S_{\delta\phi}^{(2)} + S_{\delta\phi}^{(3)} = \frac{1}{2} \int d^4x \sqrt{-g} \left(g_{\mu\nu} \partial^\mu \delta\phi \partial^\nu \delta\phi - V_{,\phi\phi} \delta\phi^2 \right) + \frac{1}{2} \int d^4x \sqrt{-g} \left(-\frac{1}{3} V_{,\phi\phi\phi} \delta\phi^3 \right). \quad (25)$$

A comparable contribution of the quartic coupling $V_{,\phi\phi\phi\phi}$ was investigated in Ref. [45]. When using the FLRW background, the effective action reads

$$S_{\delta\phi} = \frac{1}{2} \int d^4x a^3(t) \left[\dot{\delta\phi}^2 - a^{-2}(t) (\partial\delta\phi)^2 - V_{,\phi\phi} \delta\phi^2 \right] + \int d^4x \left[-\frac{a^3(t)}{3!} V_{,\phi\phi\phi} \delta\phi^3 \right], \quad (26)$$

where $\partial \equiv \sum_i \partial_i$ is a sum of spatial derivatives. The mode functions arising in the solutions to classical equations of motion from the action (26) with Bunch-Davies initial conditions,

$$u_k(\tau) = \frac{H}{\sqrt{2k^3}} (1 + ik\tau) e^{-ik\tau}, \quad (27)$$

are written down in terms of the conformal time $d\tau = \frac{dt}{a}$, where $-\infty < \tau \leq 0$. The CMB modes that left the horizon during inflation are given by $u_k(0) = \frac{H}{\sqrt{2k^3}}$.

Canonical quantization implies a decomposition into positive and negative parts, as well as the commutation relations (in the interaction picture)

$$\begin{aligned} \delta\phi_{\mathbf{k}}^I(\tau) &= \delta\phi_{\mathbf{k}}^+(\tau) + \delta\phi_{\mathbf{k}}^-(\tau) = u_k(\tau) a_{\mathbf{k}} + u_k^*(\tau) a_{-\mathbf{k}}^\dagger, \\ [a_{\mathbf{p}}, a_{\mathbf{q}}^\dagger] &= (2\pi)^3 \delta^3(\mathbf{p} - \mathbf{q}), \quad [a_{\mathbf{p}}, a_{\mathbf{q}}] = [a_{\mathbf{p}}^\dagger, a_{\mathbf{q}}^\dagger] = 0. \end{aligned} \quad (28)$$

To get the 1-loop correction according to Eqs. (21) and (22), one has to evaluate the three-point correlation function. For this purpose we applied the *in-in* formalism that gives

$$\langle \delta\phi_{\mathbf{p}} \delta\phi_{\mathbf{q}} \delta\phi_{-\mathbf{p}-\mathbf{q}} \rangle = \langle \bar{T} e^{i \int_{t_0}^t \tilde{d}t H_{\text{int}}} \delta\phi_{\mathbf{p}}^I \delta\phi_{\mathbf{q}}^I \delta\phi_{-\mathbf{p}-\mathbf{q}}^I T e^{-i \int_{t_0}^t \tilde{d}t H_{\text{int}}} \rangle, \quad (29)$$

where T and \bar{T} stand for the time ordering and anti-time ordering respectively, t_0 and t are the times associated with the subhorizon and superhorizon scales, respectively, and $H_{\text{int}}(\tilde{t})$ is the interaction Hamiltonian in the 3rd order,

$$H_{\text{int}}(\tilde{t}) = \frac{1}{3!} a^3(\tilde{t}) V_{,\phi\phi\phi} \int d^3x (\delta\phi^I(\mathbf{x}, \tilde{t}))^3 = \frac{1}{3!(2\pi)^6} a^3(\tilde{t}) V_{,\phi\phi\phi} \int d^3k d^3\lambda \delta\phi_{\mathbf{k}}^I(\tilde{t}) \delta\phi_{\lambda}^I(\tilde{t}) \delta\phi_{-\mathbf{k}-\lambda}^I(\tilde{t}). \quad (30)$$

The standard (Friedmann and Klein-Gordon) equations of motion yield the following asymptotic approximation for the third derivative of the potential in terms of the Hubble flow parameters (11):

$$V_{,\phi\phi\phi} \simeq -\frac{3H\dot{\eta}_H}{2\sqrt{2\epsilon_H}}. \quad (31)$$

Expanding the T-exponentials in Eq. (29) to the first order with respect to H_{int} , we find

$$\begin{aligned} \langle \delta\phi_{\mathbf{p}}(t) \delta\phi_{\mathbf{q}}(t) \delta\phi_{-\mathbf{p}-\mathbf{q}}(t) \rangle &\approx -i \int_{t_0}^t \tilde{d}t \langle [\delta\phi_{\mathbf{p}}^I(t) \delta\phi_{\mathbf{q}}^I(t) \delta\phi_{-\mathbf{p}-\mathbf{q}}^I(t), H^{\text{int}}(\tilde{t})] \rangle \\ &= 2\text{Im} \left(\int_{t_0}^t \tilde{d}t \langle \delta\phi_{\mathbf{p}}^I(t) \delta\phi_{\mathbf{q}}^I(t) \delta\phi_{-\mathbf{p}-\mathbf{q}}^I(t) H^{\text{int}}(\tilde{t}) \rangle \right). \end{aligned} \quad (32)$$

After substituting Eqs. (27), (28), (30) and (31) into Eq. (32) and using Wick's theorem, we derived the three-point correlator as follows:

$$\begin{aligned}
& \langle \delta\phi_{\mathbf{p}}\delta\phi_{\mathbf{q}}\delta\phi_{-\mathbf{p}-\mathbf{q}} \rangle = \\
& = -\frac{1}{2(2\pi)^6} \text{Im} \left(\int_{-\infty}^0 d\tilde{\tau} a^3(\tilde{\tau}) \frac{H\eta'(\tilde{\tau})}{\sqrt{2\epsilon}} \int d^3k d^3\lambda \langle \delta\phi_{\mathbf{p}}^+ \delta\phi_{\mathbf{q}}^+ \delta\phi_{-\mathbf{p}-\mathbf{q}}^+ \delta\phi_{\mathbf{k}}^-(\tilde{\tau}) \delta\phi_{\lambda}^-(\tilde{\tau}) \delta\phi_{-\mathbf{k}-\lambda}^-(\tilde{\tau}) \rangle \right) \\
& = -\frac{\Delta\eta}{2(2\pi)^6} \text{Im} \left(\frac{H_e a_e^3}{\sqrt{2\epsilon_e}} \int d^3k d^3\lambda \langle \delta\phi_{\mathbf{p}}^+(\tau) \delta\phi_{\mathbf{q}}^+(\tau) \delta\phi_{-\mathbf{p}-\mathbf{q}}^+(\tau) \delta\phi_{\mathbf{k}}^-(\tau_e) \delta\phi_{\lambda}^-(\tau_e) \delta\phi_{-\mathbf{k}-\lambda}^-(\tau_e) \rangle \right) \\
& \approx \frac{3!(2\pi)^3 |\Delta\eta|}{2} \text{Im} \left(\frac{H_e^4 a_e^3 H_0^3 (1 - iq\tau_e)^2}{\sqrt{2\epsilon_e} (2q^3)^2 2p^3} e^{2iq\tau_e} \right), \tag{33}
\end{aligned}$$

where the $H(0) = H_0$ denoted the Hubble value during the SR(I), the reference time was chosen at $\tau = 0$ because we were only interested in the power spectrum on super-horizon scales relevant to CMB, and $p \ll q$. To avoid divergences, the vacuum expectation value was normalized by the volume of the entire system.

Dynamics of the parameter η_H implies it is essentially constant everywhere except for the moments of a decrease or an increase (corresponding to τ_s and τ_e , respectively), while the moment of the increase is particularly significant (see Fig. 4). The approximate solution (23) to the equations of motion in our model is smooth as well as the corresponding $\eta_H(t)$ function defined by the second equation (11). To simplify our calculations, we employed the derivative of η_H with respect to the conformal time as the (Dirac) delta function, $\eta_H'(\tau) \sim \delta(\tau - \tau_e)\Delta\eta$, where $\Delta\eta \approx -6$ is the depth of the pit, inside integrations, which corresponds to a sharp transition. Via integration, the delta function fixes the entire integrand at the time τ_e corresponding to the end of the USR stage.

Equations (20), (21) and (22) lead to a recovery of the tree-level contribution (8) as the leading term in the loop expansion of the power spectrum, as well as the first (1-loop) contribution as follows:

$$P_{\zeta}^{1\text{-loop}}(p) \equiv \frac{N'N''}{2} \int \frac{d^3q}{(2\pi)^3} \langle \delta\phi_{\mathbf{p}}\delta\phi_{\mathbf{q}}\delta\phi_{-\mathbf{p}-\mathbf{q}} \rangle. \tag{34}$$

After substituting Eqs. (24) and (33) into Eq. (34) we found

$$\begin{aligned}
P_{\zeta}^{1\text{-loop}}(p) & \approx \frac{\eta_{\text{sr}} e^{-3\Delta N_{\text{USR}}}}{2\sqrt{2\epsilon_e} 2\epsilon_s} \int_{\text{USR}} dq (4\pi q^2) \frac{3! |\Delta\eta|}{2} \text{Im} \left(\frac{H_e^4 a_e^3 H_0^3 (1 - iq\tau_e)^2}{\sqrt{2\epsilon_e} (2q^3)^2 2p^3} e^{2iq\tau_e} \right) \\
& \approx \eta_{\text{sr}} e^{-3\Delta N_{\text{USR}}} P_{\zeta}(p) P_{\zeta}^{\text{PBH}} \frac{(2\pi)^3 |\Delta\eta|}{4} \left(\frac{H_0}{H_e} \right), \tag{35}
\end{aligned}$$

where $P_{\zeta}^{\text{PBH}} \sim 10^{-2}$ is the fixed amplitude of the power spectrum on the small scales associated with the short-wavelength PBH modes exiting the horizon during the USR phase of inflation. The value of $H_0/H_e \approx 5$ defines the ratio of the inflation and PBH scales in our model.

It is evident from Eq. (35) that the dependence of the 1-loop correction upon the slow-roll parameter η_{sr} comes from the second derivative N'' , the exponential factor depending upon ΔN_{USR} arises from the first derivative N' , and the dependence upon P_{ζ}^{PBH} and $\Delta\eta$ comes from the third derivative $V_{,\phi\phi\phi}$, namely, from the $\eta'(\tau)$.

A detailed calculation of the higher-loop corrections is highly involved and will not be given here. However, it is possible to get a rough estimate of the 2-loop correction by using

the approximative formula given in Ref. [16],

$$P_\zeta^{2\text{-loop}}(p) \approx \frac{N'N'''}{3!} |\delta\phi_{\mathbf{p}}|^2 \int \frac{d^3q}{(2\pi)^3} |\delta\phi_{\mathbf{q}}|^2 \sim \eta_{\text{sr}}^2 \Delta N_{\text{USR}} P_\zeta(p) P_\zeta^{\text{PBH}}. \quad (36)$$

In our model, according to the plot on the right-hand-side of Fig. 4, we have $\Delta N_{\text{USR}} \approx 3.1$.

Therefore, the relative size of the 1-loop and 2-loop corrections from PBH production to the power spectrum at the CMB pivot scale $k^* = 0.05$ are

$$\frac{P_\zeta^{1\text{-loop}}(k^* = 0.05)}{P_\zeta(k^* = 0.05)} \approx \eta_{\text{sr}} e^{-3\Delta N_{\text{USR}}} P_\zeta^{\text{PBH}} \frac{(2\pi)^3 |\Delta\eta|}{4} \left(\frac{H_0}{H_e} \right) \approx 10^{-3} \quad (37)$$

and

$$\frac{P_\zeta^{2\text{-loop}}(k^* = 0.05)}{P_\zeta(k^* = 0.05)} \sim \eta_{\text{sr}}^2 \Delta N_{\text{USR}} P_\zeta^{\text{PBH}} \approx 10^{-5}, \quad (38)$$

where we have used $P_\zeta(k^* = 0.05) \approx 2 \cdot 10^{-9}$ for the CMB power spectrum. Therefore, the one-loop contribution is suppressed by the factor $\eta_{\text{sr}} e^{-3\Delta N_{\text{USR}}}$, whereas the two-loop contribution is suppressed by $\eta_{\text{sr}}^2 \Delta N_{\text{USR}}$ (we recall that $\eta_{\text{sr}} \approx -0.025$ in our model). As regards the higher n -loop corrections, their structure includes the suppression factor $\eta_{\text{sr}}^n P_\zeta^{\text{PBH}} \sim 10^{-2n-2}$ so that they are expected to be negligible too.

The relative smallness of loop corrections in our model is in agreement with the considerations of Refs. [16, 17, 46, 47, 48] but in disagreement with the results of Refs. [13, 14]. Our calculations were based on the δN formalism, also used in Ref. [16], whereas the calculations performed in Refs. [13, 14] were based on the *in-in* formalism. It is beyond the scope of our investigation to compare the two formalisms.³

The amplitude of the power spectrum during USR was fixed in our approach, while we effectively assumed a sharp transition in part of our analytic calculations. The sharpness of transitions can be quantitatively estimated by the parameter h defined by [18]

$$h = 6 \frac{\sqrt{2\epsilon_V}}{\dot{\phi}(t_e)} = -6 \frac{\sqrt{2\epsilon_V}}{\pi_e} = -6 \sqrt{\frac{\epsilon_V}{\epsilon_s}} e^{3\Delta N_{\text{USR}}}, \quad (39)$$

where π_e is the inflaton momentum at the end of the USR inflation, $\epsilon_s \approx 1$ is the SR parameter at the end of the SR(I) or at the beginning of USR, and ϵ_V is the SR parameter at the end of USR. In our model, by using Fig. 4, we got $h \approx -0.66$ that implies a sharp (though rather mild) transition because, on the one hand, $|h|$ is not much less than one but, on the other hand, it is still away from a truly sharp transition with the "standard" value $h = -6$ used in Ref. [13]. As was demonstrated in Ref. [45], the lower value of h also justifies ignoring the quartic coupling in our analysis. As a result, the one-loop correction in our model appeared to be small against the tree-level contribution, as in Refs. [17, 49].

5 Conclusion

The main new results of this paper are given by Fig. 6, Eqs. (19) and (35). It follows that the modified gravity model [8] of Starobinsky inflation with PBH production may generate a significant part (or the whole) of dark matter from PBH, while it is not ruled out by quantum loop corrections because the latter are relatively small by the factor of 10^{-3} against the tree-level (classical) contribution. The key role in the last conclusion was played by the derivatives of the function $N(\phi)$ during the USR phase, describing superhorizon curvature

³See, however, Ref. [45] for a partial comparison.

perturbations in the δN formalism, which led to the suppression of loop contributions. It is worth mentioning that our results only apply to the particular phenomenological model of PBH production related to Starobinsky inflation.

The predicted frequency $f_p \approx 2.55 \cdot 10^{-2}$ Hz of the PBH-production-induced stochastic GW is in the range between 10^{-3} Hz and 10^{-1} Hz of the frequencies that are expected to be sensitive to the future space-based gravitational interferometers.

As was recently pointed out in the literature [50, 51, 52, 53], the standard result for the primordial black hole survival at present, based on the Hawking semiclassical evaporation formula, may be relaxed below 10^{15} g, when going beyond the semiclassical approximation. Should this be the case, fine-tuning of the parameters in our model for efficient PBH production (needed for DM) may be significantly relaxed.

Acknowledgements

We acknowledge discussion and correspondence with Matthew Davies, Gia Dvali, Guillem Domenech, Andrew Gow, Jason Kristiano, Peter Kazinsky, Sayantan Choudhury, Kin-Wang Ng and Alexei Starobinsky.

SS and SVK were supported by Tomsk State University. SVK was also supported by Tokyo Metropolitan University, the Japanese Society for Promotion of Science under the grant No. 22K03624, and the World Premier International Research Center Initiative (MEXT, Japan).

This paper is devoted to memory of late Alexei Starobinsky.

Data Availability Statement

No data associated with the manuscript.

References

- [1] A. A. Starobinsky, “A new type of isotropic cosmological models without singularity,” *Phys. Lett. B* **91** no. 1, (1980) 99 – 102.
- [2] S. V. Ketov, “On the equivalence of Starobinsky and Higgs inflationary models in gravity and supergravity,” *J. Phys. A* **53** no. 8, (2020) 084001, [arXiv:1911.01008 \[hep-th\]](#).
- [3] V. R. Ivanov, S. V. Ketov, E. O. Pozdeeva, and S. Y. Vernov, “Analytic extensions of Starobinsky model of inflation,” *JCAP* **03** no. 03, (2022) 058, [arXiv:2111.09058 \[gr-qc\]](#).
- [4] **Planck** Collaboration, Y. Akrami *et al.*, “Planck 2018 results. X. Constraints on inflation,” *Astron. Astrophys.* **641** (2020) A10, [arXiv:1807.06211 \[astro-ph.CO\]](#).
- [5] **BICEP, Keck** Collaboration, P. A. R. Ade *et al.*, “Improved Constraints on Primordial Gravitational Waves using Planck, WMAP, and BICEP/Keck Observations through the 2018 Observing Season,” *Phys. Rev. Lett.* **127** no. 15, (2021) 151301, [arXiv:2110.00483 \[astro-ph.CO\]](#).
- [6] M. Tristram *et al.*, “Improved limits on the tensor-to-scalar ratio using BICEP and Planck data,” *Phys. Rev. D* **105** no. 8, (2022) 083524, [arXiv:2112.07961 \[astro-ph.CO\]](#).

- [7] D. Frolovsky, S. V. Ketov, and S. Saburov, “Formation of primordial black holes after Starobinsky inflation,” *Mod. Phys. Lett. A* **37** no. 21, (2022) 2250135, [arXiv:2205.00603 \[astro-ph.CO\]](#).
- [8] S. Saburov and S. V. Ketov, “Improved Model of Primordial Black Hole Formation after Starobinsky Inflation,” *Universe* **9** no. 7, (2023) 323, [arXiv:2306.06597 \[gr-qc\]](#).
- [9] A. Y. Kamenshchik, E. O. Pozdeeva, A. Tribolet, A. Tronconi, G. Venturi, and S. Y. Vernov, “The Superpotential Method and the Amplification of Inflationary Perturbations,” [arXiv:2406.19762 \[gr-qc\]](#).
- [10] S. R. Geller, W. Qin, E. McDonough, and D. I. Kaiser, “Primordial black holes from multifield inflation with nonminimal couplings,” *Phys. Rev. D* **106** no. 6, (2022) 063535, [arXiv:2205.04471 \[hep-th\]](#).
- [11] P. S. Cole, A. D. Gow, C. T. Byrnes, and S. P. Patil, “Primordial black holes from single-field inflation: a fine-tuning audit,” [arXiv:2304.01997 \[astro-ph.CO\]](#).
- [12] A. Karam, N. Koivunen, E. Tomberg, V. Vaskonen, and H. Veermäe, “Anatomy of single-field inflationary models for primordial black holes,” *JCAP* **03** (2023) 013, [arXiv:2205.13540 \[astro-ph.CO\]](#).
- [13] J. Kristiano and J. Yokoyama, “Ruling Out Primordial Black Hole Formation From Single-Field Inflation,” [arXiv:2211.03395 \[hep-th\]](#).
- [14] S. Choudhury, S. Panda, and M. Sami, “Quantum loop effects on the power spectrum and constraints on primordial black holes,” *JCAP* **11** (2023) 066, [arXiv:2303.06066 \[astro-ph.CO\]](#).
- [15] S.-L. Cheng, D.-S. Lee, and K.-W. Ng, “Primordial perturbations from ultra-slow-roll single-field inflation with quantum loop effects,” [arXiv:2305.16810 \[astro-ph.CO\]](#).
- [16] H. Firouzjahi and A. Riotto, “Primordial Black Holes and Loops in Single-Field Inflation,” [arXiv:2304.07801 \[astro-ph.CO\]](#).
- [17] M. W. Davies, L. Iacconi, and D. J. Mulryne, “Numerical 1-loop correction from a potential yielding ultra-slow-roll dynamics,” [arXiv:2312.05694 \[astro-ph.CO\]](#).
- [18] Y.-F. Cai, X. Chen, M. H. Namjoo, M. Sasaki, D.-G. Wang, and Z. Wang, “Revisiting non-Gaussianity from non-attractor inflation models,” *JCAP* **05** (2018) 012, [arXiv:1712.09998 \[astro-ph.CO\]](#).
- [19] A. A. Abolhasani, H. Firouzjahi, A. Naruko, and M. Sasaki, *Delta N Formalism in Cosmological Perturbation Theory*. WSP, 2, 2019.
- [20] S. A. Appleby, R. A. Battye, and A. A. Starobinsky, “Curing singularities in cosmological evolution of F(R) gravity,” *JCAP* **06** (2010) 005, [arXiv:0909.1737 \[astro-ph.CO\]](#).
- [21] B. Carr, K. Kohri, Y. Sendouda, and J. Yokoyama, “Constraints on primordial black holes,” *Rept. Prog. Phys.* **84** no. 11, (2021) 116902, [arXiv:2002.12778 \[astro-ph.CO\]](#).
- [22] K.-i. Maeda, “Towards the Einstein-Hilbert Action via Conformal Transformation,” *Phys. Rev. D* **39** (1989) 3159.

- [23] D. Frolovsky and S. V. Ketov, “Fitting power spectrum of scalar perturbations for primordial black hole production during inflation,” *Astronomy* **2** (2023) 47–57, [arXiv:2302.06153 \[astro-ph.CO\]](#).
- [24] J. R. Espinosa, D. Racco, and A. Riotto, “A Cosmological Signature of the SM Higgs Instability: Gravitational Waves,” *JCAP* **09** (2018) 012, [arXiv:1804.07732 \[hep-ph\]](#).
- [25] K. Kohri and T. Terada, “Semianalytic calculation of gravitational wave spectrum nonlinearly induced from primordial curvature perturbations,” *Phys. Rev. D* **97** no. 12, (2018) 123532, [arXiv:1804.08577 \[gr-qc\]](#).
- [26] S. Pi and M. Sasaki, “Gravitational Waves Induced by Scalar Perturbations with a Lognormal Peak,” *JCAP* **09** (2020) 037, [arXiv:2005.12306 \[gr-qc\]](#).
- [27] G. Domènech, “Scalar Induced Gravitational Waves Review,” *Universe* **7** no. 11, (2021) 398, [arXiv:2109.01398 \[gr-qc\]](#).
- [28] V. De Luca, G. Franciolini, and A. Riotto, “NANOGrav Data Hints at Primordial Black Holes as Dark Matter,” *Phys. Rev. Lett.* **126** no. 4, (2021) 041303, [arXiv:2009.08268 \[astro-ph.CO\]](#).
- [29] **NANOGrav** Collaboration, G. Agazie *et al.*, “The NANOGrav 15 yr Data Set: Evidence for a Gravitational-wave Background,” *Astrophys. J. Lett.* **951** no. 1, (2023) L8, [arXiv:2306.16213 \[astro-ph.HE\]](#).
- [30] **LISA** Collaboration, P. Amaro-Seoane *et al.*, “Laser Interferometer Space Antenna,” [arXiv:1702.00786 \[astro-ph.IM\]](#).
- [31] T. L. Smith and R. Caldwell, “LISA for Cosmologists: Calculating the Signal-to-Noise Ratio for Stochastic and Deterministic Sources,” *Phys. Rev. D* **100** no. 10, (2019) 104055, [arXiv:1908.00546 \[astro-ph.CO\]](#).
- [32] **TianQin** Collaboration, J. Luo *et al.*, “TianQin: a space-borne gravitational wave detector,” *Class. Quant. Grav.* **33** no. 3, (2016) 035010, [arXiv:1512.02076 \[astro-ph.IM\]](#).
- [33] X. Gong *et al.*, “Descope of the ALIA mission,” *J. Phys. Conf. Ser.* **610** no. 1, (2015) 012011, [arXiv:1410.7296 \[gr-qc\]](#).
- [34] W.-H. Ruan, Z.-K. Guo, R.-G. Cai, and Y.-Z. Zhang, “Taiji program: Gravitational-wave sources,” *Int. J. Mod. Phys. A* **35** no. 17, (2020) 2050075, [arXiv:1807.09495 \[gr-qc\]](#).
- [35] H. Kudoh, A. Taruya, T. Hiramatsu, and Y. Himemoto, “Detecting a gravitational-wave background with next-generation space interferometers,” *Phys. Rev. D* **73** (2006) 064006, [arXiv:gr-qc/0511145](#).
- [36] E. Thrane and J. D. Romano, “Sensitivity curves for searches for gravitational-wave backgrounds,” *Phys. Rev. D* **88** no. 12, (2013) 124032, [arXiv:1310.5300 \[astro-ph.IM\]](#).
- [37] K. Schmitz, “New Sensitivity Curves for Gravitational-Wave Signals from Cosmological Phase Transitions,” *JHEP* **01** (2021) 097, [arXiv:2002.04615 \[hep-ph\]](#).

- [38] Y. Aldabergenov, A. Addazi, and S. V. Ketov, “Testing Primordial Black Holes as Dark Matter in Supergravity from Gravitational Waves,” *Phys. Lett. B* **814** (2021) 136069, [arXiv:2008.10476 \[hep-th\]](#).
- [39] W. H. Press and P. Schechter, “Formation of galaxies and clusters of galaxies by selfsimilar gravitational condensation,” *Astrophys. J.* **187** (1974) 425–438.
- [40] K. Inomata, M. Kawasaki, K. Mukaida, Y. Tada, and T. T. Yanagida, “Inflationary Primordial Black Holes as All Dark Matter,” *Phys. Rev. D* **96** no. 4, (2017) 043504, [arXiv:1701.02544 \[astro-ph.CO\]](#).
- [41] Y. Aldabergenov, A. Addazi, and S. V. Ketov, “Primordial black holes from modified supergravity,” *Eur. Phys. J. C* **80** no. 10, (2020) 917, [arXiv:2006.16641 \[hep-th\]](#).
- [42] G. Franciolini, A. Kehagias, S. Matarrese, and A. Riotto, “Primordial Black Holes from Inflation and non-Gaussianity,” *JCAP* **03** (2018) 016, [arXiv:1801.09415 \[astro-ph.CO\]](#).
- [43] C. Germani and R. K. Sheth, “The Statistics of Primordial Black Holes in a Radiation-Dominated Universe: Recent and New Results,” *Universe* **9** no. 9, (2023) 421, [arXiv:2308.02971 \[astro-ph.CO\]](#).
- [44] D. G. Figueroa, S. Raatikainen, S. Rasanen, and E. Tomberg, “Implications of stochastic effects for primordial black hole production in ultra-slow-roll inflation,” *JCAP* **05** no. 05, (2022) 027, [arXiv:2111.07437 \[astro-ph.CO\]](#).
- [45] H. Firouzjahi, “One-loop corrections in power spectrum in single field inflation,” *JCAP* **10** (2023) 006, [arXiv:2303.12025 \[astro-ph.CO\]](#).
- [46] K. Inomata, “Curvature Perturbations Protected Against One Loop,” [arXiv:2403.04682 \[astro-ph.CO\]](#).
- [47] J. Kristiano and J. Yokoyama, “Generating large primordial fluctuations in single-field inflation for PBH formation,” [arXiv:2405.12149 \[astro-ph.CO\]](#).
- [48] J. Kristiano and J. Yokoyama, “Comparing sharp and smooth transitions of the second slow-roll parameter in single-field inflation,” [arXiv:2405.12145 \[astro-ph.CO\]](#).
- [49] Y. Tada, T. Terada, and J. Tokuda, “Cancellation of quantum corrections on the soft curvature perturbations,” *JHEP* **01** (2024) 105, [arXiv:2308.04732 \[hep-th\]](#).
- [50] G. Dvali, L. Eisemann, M. Michel, and S. Zell, “Black hole metamorphosis and stabilization by memory burden,” *Phys. Rev. D* **102** no. 10, (2020) 103523, [arXiv:2006.00011 \[hep-th\]](#).
- [51] M. Michel and S. Zell, “The Timescales of Quantum Breaking,” *Fortsch. Phys.* **71** (2023) 2300163, [arXiv:2306.09410 \[quant-ph\]](#).
- [52] A. Alexandre, G. Dvali, and E. Koutsangelas, “New Mass Window for Primordial Black Holes as Dark Matter from Memory Burden Effect,” [arXiv:2402.14069 \[hep-ph\]](#).
- [53] V. Thoss, A. Burkert, and K. Kohri, “Breakdown of Hawking Evaporation opens new Mass Window for Primordial Black Holes as Dark Matter Candidate,” [arXiv:2402.17823 \[astro-ph.CO\]](#).