

Microscopic Model for Fractional Quantum Hall Nematics

Songyang Pu,^{1,2,*} Ajit C. Balram,^{3,4,*} Joseph Taylor,¹ Eduardo Fradkin,^{5,6,†} and Zlatko Papić^{1,‡}

¹*School of Physics and Astronomy, University of Leeds, Leeds LS2 9JT, United Kingdom*

²*Department of Physics and Astronomy, The University of Tennessee, Knoxville, TN 37996, USA*

³*Institute of Mathematical Sciences, CIT Campus, Chennai 600113, India*

⁴*Homi Bhabha National Institute, Training School Complex, Anushaktinagar, Mumbai 400094, India*

⁵*Department of Physics, University of Illinois at Urbana-Champaign,*

1110 West Green Street, Urbana, Illinois 61801, USA

⁶*Anthony J. Leggett Institute for Condensed Matter Theory,*

University of Illinois at Urbana-Champaign, 1110 West Green Street, Urbana, Illinois 61801, USA

(Dated: February 1, 2024)

Geometric fluctuations of the density mode in a fractional quantum Hall (FQH) state can give rise to a nematic FQH phase, a topological state with a spontaneously broken rotational symmetry. While experiments on FQH states in the second Landau level have reported signatures of putative FQH nematics in anisotropic transport, a realistic model for this state has been lacking. We show that the standard model of particles in the lowest Landau level interacting via the Coulomb potential realizes the FQH nematic transition, which is reached by a progressive reduction of the strength of the shortest-range Haldane pseudopotential. Using exact diagonalization and variational wave functions, we demonstrate that the FQH nematic transition occurs when the system's neutral gap closes in the long-wavelength limit while the charge gap remains open. We confirm the symmetry-breaking nature of the transition by demonstrating the existence of a “circular moat” potential in the manifold of states with broken rotational symmetry, while its geometric character is revealed through the strong fluctuations of the nematic susceptibility and Hall viscosity.

Introduction. Nematicity in the fractional quantum Hall (FQH) effect provides an intriguing link between the notions of topology and spontaneous symmetry breaking [1]. The FQH nematic (FQHN) phase [2–4] has a finite charge gap that leads to a quantized plateau in the Hall resistance, reminiscent of incompressible FQH fluids [5]. However, while the latter are also gapped to *neutral* excitations, such as a pair of fundamental quasielectron and quasihole, the neutral gap in the FQHN phase is expected to vanish as a consequence of the spontaneous breaking of continuous rotational symmetry. Symmetry breaking occurs in many QH systems with the prominent examples being skyrmions [6–9] and charge-density-wave (CDW) phases, such as stripes, bubbles, and Wigner crystals [10–14]. Unlike these examples, the FQHN maintains translation invariance but only breaks rotational symmetry about the z -axis perpendicular to the two-dimensional electron gas (2DEG) [15]. The breaking of a continuous symmetry distinguishes the FQHN from other examples of discrete nematics [16, 17] in multivalley materials [18–20] and moiré superlattices [21–23].

A general mechanism believed to give rise to a FQHN from a proximate incompressible FQH state is the softening of the magnetoroton mode in the long-wavelength limit [3, 4] – see Fig. 1. The magnetoroton mode is a collective density wave excitation [24–26] that is believed to occur in all gapped FQH states, including the Laughlin [27] and Moore-Read [28] states. At long wavelengths, the mode is described by the Girvin, MacDonald, and Platzman (GMP) ansatz [29, 30]. Unlike the topological properties of FQH states, such as the Hall conductance, the long-wavelength limit of the GMP mode has a *geometric* character: in an effective field theory, it behaves as a quadrupole that can be described by a quantum metric [31–38].

Experiments in the second LL with tilted magnetic fields [39] and hydrostatic pressure [40, 41] have observed anisotropic resistance that was attributed to nematicity. These experiments indeed suggest that nematic order can be proximate to incompressible FQH states or even *coexist* with them. In addition, a Raman scattering experiment at filling factors $\nu=5/2$ and $7/2$ has provided evidence of the interplay between nematicity and the paired state [42]. A major challenge in bridging the gap between these experimental observations and effective theories of

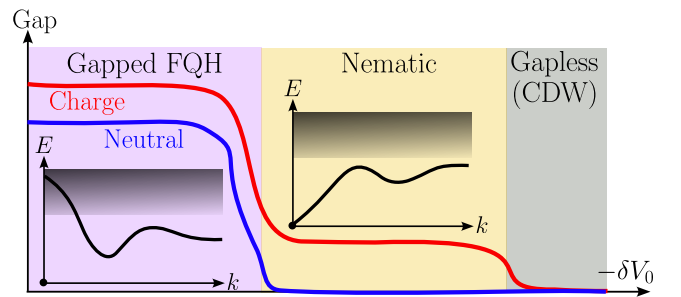


FIG. 1. Schematic of the phase diagram and the FQHN transition for bosons, driven by varying the shortest-range potential from its Coulomb value by δV_0 . In the nematic phase, the charge gap remains open, while the neutral gap has closed due to the presence of a Goldstone mode associated with the spontaneous breaking of continuous rotation symmetry. Upon further softening of the repulsion, the system becomes fully gapless, e.g., by also breaking translation symmetry (CDW).

FQHNs has been the lack of a microscopic model. Early work [43] introduced a class of variational Laughlin-like wave functions that break the continuous rotational symmetry. More recently, Ref. [44] proposed a toy model exhibiting some signatures of the FQHN. For a similar class of short-range interacting models, Ref. [45] formulated conditions for the quadrupole excitation to become gapless. However, the identification of FQHNs in realistic models with Coulomb interaction has been lacking.

In this paper, we consider a quintessential model of the FQH effect – Coulomb interaction projected to the lowest LL (LLL) – which has been used to study the stability of FQH states upon softening the shortest-range component of the interaction [46–48]. Contrary to the general belief that the destruction of the FQH liquid results in a direct transition to a CDW, we argue that this model realizes the scenario of the FQHN transition in Fig. 1. Using exact diagonalization, we demonstrate the hallmarks of the FQHN in this model: the GMP mode goes soft at long wavelengths and the neutral gap closes, while the charge gap remains open. Furthermore, we demonstrate the symmetry-breaking nature of the transition and show that the nematic susceptibility and the Hall viscosity both diverge in its vicinity. The results of exact numerics are supported by estimates of the gaps in larger systems using the GMP ansatz and composite fermion (CF) theory [49]. Below we present illustrative results for the Laughlin state of bosons at filling factor $\nu_b=1/2$, which is relevant for recent experiments in cold atom setups [50]. However, in the Supplemental Material (SM) [51], we demonstrate that our results equally apply to the $\nu=1/3$ Laughlin state of electrons.

Model. We consider a standard model for the FQH effect where N electrons, interacting pairwise via the Coulomb potential, are confined to a spherical surface [52], with a Dirac monopole at the center, emanating a radial magnetic flux of strength $2Q\hbar c/e$. The radius of the sphere is $R=\sqrt{Q}\ell_B$, where $\ell_B=\sqrt{\hbar c/eB}$ is the magnetic length. The Hamiltonian is translation- and rotation-invariant, which implies that the total orbital angular momentum L and its z -component M are good quantum numbers. The magnitude of the planar wavevector k is given by $k=L/R$. The rotational invariance of the interaction implies that it can be expressed in terms of a set of numbers – the Haldane pseudopotentials $\{V_m\}$, where $m=0,1,2,3,\dots$ is the relative angular momentum of any pair of particles [46, 52]. Hence, m is constrained by the statistics of the particles: for bosons, only even pseudopotentials V_0, V_2, V_4 , etc. are relevant.

We will consider the filling factor $\nu_b=1/2$ for bosons, at which the Laughlin state [27] is realized if we set the magnetic monopole flux to $2Q=2N-\mathcal{S}$, with $\mathcal{S}=2$ denoting the Wen-Zee shift [53]. Starting from the Coulomb interaction, we soften the shortest-range component of the interaction potential and therefore the model is parametrized by a single number $\delta V_0=V_0-V_0^C$, where V_0^C

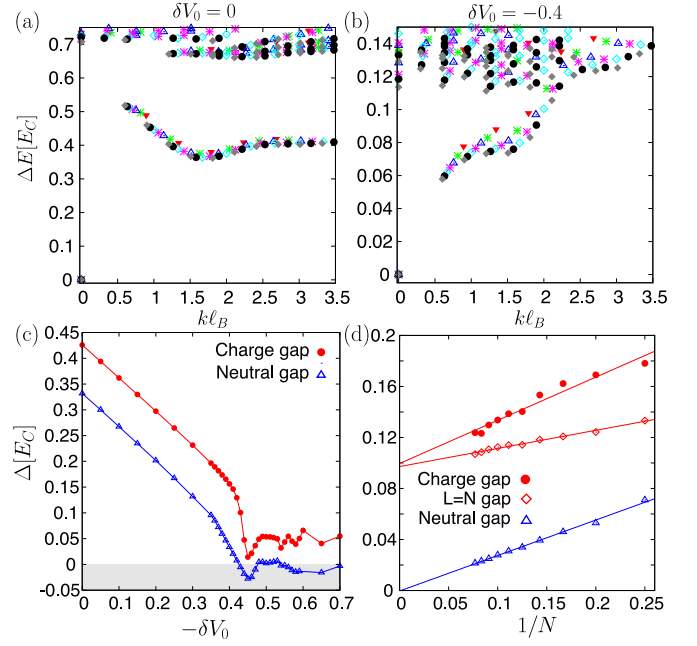


FIG. 2. (a)-(b): Energy spectrum for bosons at $\nu_b=1/2$ in the LLL, with pure Coulomb potential (a) and softened by adding $\delta V_0=-0.4$ pseudopotential (b), which pushes the system close to a critical point. Data is for system sizes $N=6-12$. All energies include the rescaling of the magnetic length [55]. (c) Charge and neutral gaps (see text for the definition) of the bosonic $\nu_b=1/2$ state as a function of δV_0 . (d) The scaling of the gaps as a function of $1/N$ for the fixed value $\delta V_0=-0.43$.

is the Coulomb interaction's V_0 value [54]. The softening of the Coulomb interaction can realistically arise, e.g., due to the finite width of the 2DEG, screening due to electrostatic gates or filled LLs, as well as mixing between LLs.

Spectral properties. We first analyze the energy spectra of the $\nu_b=1/2$ bosonic state obtained using exact diagonalization, Fig. 2(a)-(b). Throughout, energies are expressed in units of Coulomb energy, $E_C \equiv e^2/\epsilon\ell_B$. While there is a gapped magnetoroton mode for the pure Coulomb interaction [Fig. 2(a)], the dispersion of the collective mode is significantly altered by reducing the V_0 component of the interaction. As we add a delta interaction of strength $\delta V_0=-0.4$, the wave number corresponding to the roton minimum changes from $k\ell_B \sim 1.5$ to $k \rightarrow 0$ [Fig. 2(b)]. The softening of the magnetoroton mode implies that the neutral gap decreases as V_0 is reduced and potentially closes in the long-wavelength limit.

In Fig. 2(c)-(d) we show the gaps as a function of δV_0 . We evaluate three types of gaps for accessible system sizes $N=6-12$ bosons and perform their extrapolation to the thermodynamic limit in $1/N$: (i) the neutral gap is defined as the difference in the lowest two energies at the ground state flux, $2Q=2N-2$; (ii) at the same (ground state) flux, we also evaluate the gap $\Delta^{L=N}$ which represents the energy dif-

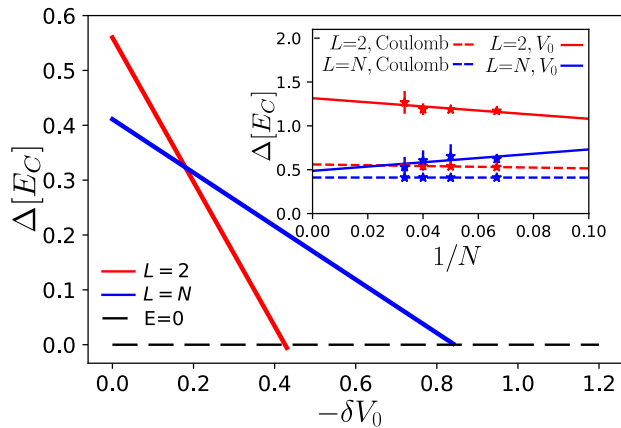


FIG. 3. Variational estimate of the neutral gap (i.e., the energy of the $L=2$ GMP state) and charge gap (i.e., the energy of $L=N$ CF exciton state) as a function of δV_0 for bosons at $\nu_b=1/2$. The inset shows the finite-size extrapolation of the Coulomb and V_0 gaps of $L=2$ and $L=N$ trial states.

ference between the ground state and the lowest-lying state with orbital angular momentum $L=N$, corresponding to the maximal separation of the quasiparticle and quasihole (i.e., the *large momentum* limit of the magnetoroton); (iii) the charge or transport gap, defined as $\Delta^{\text{charge}} \equiv E(N, 2Q+1) + E(N, 2Q-1) - 2E(N, 2Q)$, i.e., the energy needed to create an individual quasihole (occurs at flux $2Q+1$) and quasiparticle (occurs at flux $2Q-1$) on top of the ground state. For the charge gap, it is important to include the neutralizing background charge correction [49, 55, 56]. Furthermore, to minimize the finite-size effects, we multiply the energies with the density-correction factor $\sqrt{2Q\nu_b/N}$ [57]. In the case of Δ^{charge} , we do not density-correct the individual quasihole and quasiparticle energies but only apply the rescaling at the end.

The results in Fig. 2(c) show that there is a sharp drop in both the charge and neutral gaps as the interaction is softened by $\delta V_0 \approx -0.4$. More precisely, at $\delta V_0 = -0.43$, the neutral gap drops to zero (or slightly below, due to the uncertainty of the extrapolation), however, the charge gap, while significantly reduced compared to the pure Coulomb point, remains non-zero. This is demonstrated by the raw scaling data for gaps as a function of $1/N$ in Fig. 2(d). The reliability of the extrapolation is independently assessed by comparing the extrapolated charge gap with the $L=N$ gap: for a system with localized quasiparticles, the two gaps should extrapolate to the same value, as indeed confirmed in Fig. 2(d).

Variational wave functions. To access system sizes beyond exact numerics, we employ GMP [29] and composite fermion (CF) [58] ansatz wave functions. Fig. 3 shows the gap estimates from such wave functions. We approximate the ground state by the bosonic Laughlin wave function [27] which has a high overlap (upwards of

0.85 for all $N \leq 14$) with the exact ground state across the range $\delta V_0 \in [-0.43, 0]$. The exact spectra, Fig. 2(b), show that the gap can be upper-bounded by the GMP excitation that carries the smallest total orbital angular momentum $L=2$ on the sphere [59]. On the other hand, to estimate the charge gap, we use the CF exciton wave functions, which accurately describe the entire magnetoroton branch [60, 61]. The CF exciton wave function of the Laughlin state in the long wavelength limit is identical to the GMP ansatz. We estimate the charge gap by taking the large-wavenumber limit of the CF-exciton mode which has $L=N$ on the sphere [49, 62].

We independently evaluate the Coulomb and $V_0=1$ pseudopotential gaps for many systems using the Monte Carlo method and extrapolate these gaps to the thermodynamic limit [51]. By superposing these energies, we extract the variational gap for an arbitrary combination of the Coulomb and V_0 pseudopotential. As shown in Fig. 3, the neutral and charge gaps have different slopes as a function of δV_0 , the former decaying faster. Thus, there is a region of parameter space $0.43 \leq -\delta V_0 \leq 0.84$ where the neutral gap vanishes while the charge gap remains finite. This variational estimate of the FQHN phase boundaries is consistent with the ED results above.

Symmetry breaking and geometric response. To define an order parameter for the FQHN transition, we utilize the deformed Laughlin states which partly break rotational symmetry [43, 63]:

$$\Psi_{\nu_b=1/2, \alpha} = \prod_{i < j} (z_i - z_j - \alpha) (z_i - z_j + \alpha), \quad (1)$$

where we have suppressed the usual Gaussian factor and the parameter α controls the breaking of rotational symmetry by “splitting” the zeros of the wave function. For small α , these wave functions, as well as related ones in Refs. [31, 63], describe an incompressible fluid rather than an FQHN. Nevertheless, we can use their variational energy to define a “mean-field” order parameter: we keep the interaction fully rotation-invariant, while we evaluate the expectation value of the energy for the anisotropic wave functions. For $\delta V_0 > \delta V_0^{\text{critical}}$, we expect the energy minimum to correspond to $\alpha=0$, i.e., the isotropic Laughlin wave function, while for $\delta V_0 < \delta V_0^{\text{critical}}$ the minimum should shift to a non-zero $\alpha^* > 0$. In the vicinity of the transition, we expect the scaling behavior $\alpha^* \propto (\delta V_0^{\text{critical}} - \delta V_0)^{1/2}$.

This scenario is confirmed in Fig. 4(a), which shows the energy of $\Psi_{\nu_b=1/2, \alpha}$ states for the LLL-projected Coulomb interaction and several values of δV_0 . The isotropic Laughlin state (recovered at $\alpha=0$) indeed yields the minimum of energy when $|\delta V_0| \leq 0.44 = -\delta V_0^{\text{critical}}$. This estimate of the FQHN transition point is in good agreement with our previous exact results for the closing of the neutral gap. Upon further reducing V_0 , the lowest energy state appears at a nonzero α^* value. The scaling

of α^* near criticality is presented in the inset of Fig. 4(a), which is consistent with the mean-field exponent $1/2$.

To characterize the geometric nature of the FQHN transition, we have computed the nematic susceptibility introduced in Ref. [44], see Fig. 4(b). This calculation is performed in the torus geometry [64] by slightly varying the aspect ratio. Fig. 4(a) shows that deep in the Laughlin phase the nematic susceptibility is zero while close to the transition point, $\delta V_0 = -0.43$, it jumps to a non-zero value and thereafter varies erratically with system size. Moreover, we have computed the Hall viscosity η^A on the torus [65–67] as the system is tuned towards the FQHN critical point [51]. For gapped FQH states, the Hall viscosity is quantized by the shift, $\eta^A = (\hbar\rho/4)\mathcal{S}$ [68], where ρ is the fluid density. The extracted value of \mathcal{S} is plotted in the inset of Fig. 4(b) as a function of δV_0 . Deep in the gapped phase, $\delta V_0 \gtrsim -0.3$, the shift is robustly quantized to the Laughlin value $\mathcal{S}=2$. Near the transition but still in the gapped phase, the smaller systems depart from the quantized value, which is attributed to an increase in the correlation length. Finally, as we hit the FQHN critical point, the quantization of η^A breaks down completely. In the SM [69], we show that the onset of the transition is also signaled by the dynamical response of the system to a geometric quench.

Discussion. In summary, we have presented a microscopic model that exhibits key features of the FQHN transition. Intriguingly, the model shows clearer FQHN signatures compared to short-range models, such as the one in Ref. [44]. We speculate that this is due to the tendency of the Coulomb interaction to “pull down” the magnetoroton mode below the spectral continuum in the long-wavelength limit, as seen in Fig. 2. By contrast, in short-range models, the long-wavelength limit of the magnetoroton mode is clearly inside the continuum [70]. While the necessary conditions for the gaplessness of the $L=2$ neutral excitation in short-range models have been derived in Ref. [45], it would be interesting to generalize those results to long-range interactions.

While we have provided multiple pieces of evidence for the FQHN critical point, the nature of the phase *past* criticality is not fully understood. At large negative δV_0 , we expect a CDW to become the ground state. On the sphere, the study of CDW phases is hindered by frustration effects, thus requiring very large systems to observe the expected closing of the charge gap. On a torus, by varying the aspect ratio, we have indeed found a proximate phase with a manifold of ground states consistent with CDW ordering [51]. Thus, the FQHN phase found above could be proximate to a CDW.

One important question is: How general are the results above? In the SM [51], we show that fermions at $\nu=1/3$ behave similarly to bosons at $\nu_b=1/2$ considered above. Moreover, other incompressible states, in particular $\nu=2/5$ and $3/7$ Jain states, also have collective modes “exposed” below the continuum of the spectrum [71, 72].

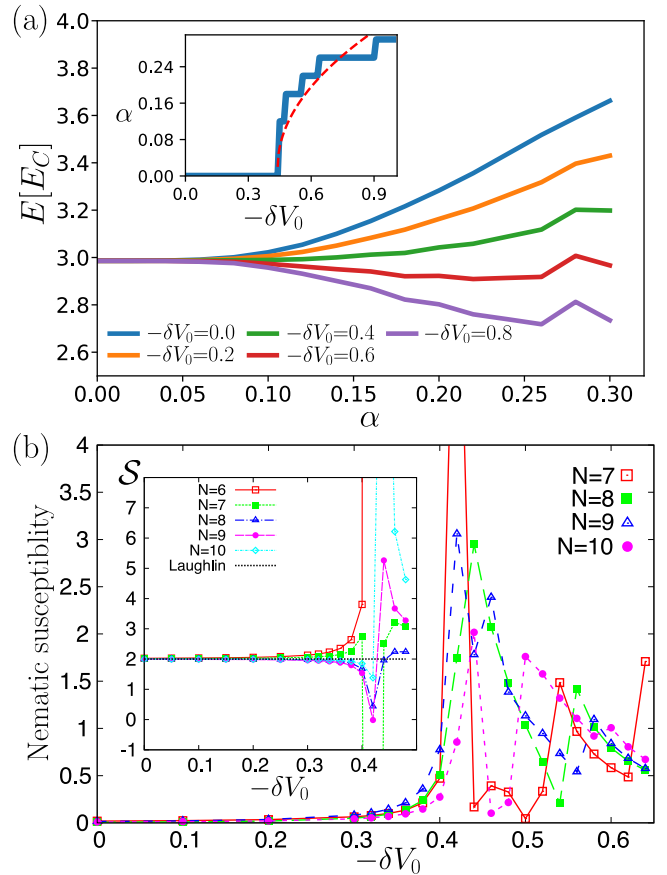


FIG. 4. (a) Energy of the wave functions in Eq. (1) for various δV_0 . We discretize the α range in steps of $0.02\ell_B$. Inset shows the value of α which minimizes the total energy at each δV_0 . The Coulomb energy and $V_0=1$ energy are calculated respectively for $N=15, 20, 25, 30$ and the thermodynamic values are obtained from finite-size extrapolation. The red dashed line is the fitting of the data with the form of $\kappa\sqrt{\delta V_0^{\text{critical}} - \delta V_0}$ where $\kappa=0.439$ and $\delta V_0^{\text{critical}}=-0.44$. (b) Nematic susceptibility from Ref. [44] for bosons at $\nu_b=1/2$ on the torus with a square unit cell for several system sizes indicated in the legend. As V_0 is reduced and the critical point is approached, we observe a sharp increase and strong finite-size fluctuations in the nematic susceptibility. Similar behavior is found for the shift \mathcal{S} shown in the inset. We extract the shift from the Hall viscosity η^A on the torus near the square aspect ratio. In the gapped FQH phase, the shift is quantized to the $\mathcal{S}=2$ value expected in the Laughlin state. Similar to the nematic susceptibility, as the FQHN critical point is approached, we observe large fluctuations in \mathcal{S} , which is no longer quantized.

Thus, the FQHN transition identified above may be generally present in FQH states. Since the GMP ansatz for general CF states is less accurate than in the Laughlin case [60, 61, 73], we leave their study to future work. We note, however, that the FQHN presented above could potentially be realized even beyond non-interacting CF states. For example, we have checked that bosons at $\nu_b=1$, which realize the Moore-Read state [28, 74–77],

support a similar phenomenology.

Beyond the nematic instability of incompressible FQH states, it would be interesting to explore a *compressible* nematic which could arise, e.g., due to the quantum (or thermal) melting of a stripe state [15, 78, 79] or a Pomeranchuk instability of the compressible $\nu=1/2$ state [36, 80]. Indeed, experimental evidence for compressible nematic phases has been documented in 2DEGs in third and higher Landau levels (LLs) [81–83].

Distinguishing the FQHN from a CDW is one of the main challenges for experiments. Resonant inelastic Raman scattering [24, 42] or surface acoustic waves [26] can map out the magnetoroton mode and confirm whether it closes in the long-wavelength limit. A natural place to look for the FQHN is higher LLs [79], where a combination of the node(s) in the single-particle wave functions and the finite width of the sample can have the desired effect of exposing the magnetoroton mode in the long-wavelength limit [84]. Recent advances in scanning tunneling microscopy of FQH states [85–88] could provide further insights into the FQHN formation, generalizing the previous observation of nematicity of free electrons in bismuth [20].

Acknowledgments. We thank Bo Yang, Joseph Maciejko, Mikael Fremling and Nicolas Regnault for useful discussions. S.P., J.T., and Z.P. acknowledge support from the Leverhulme Trust Research Leadership Award RL-2019-015. A.C.B. and Z.P. thank the Royal Society International Exchanges Award IES\R2\202052 for funding support. This research was supported in part by the International Centre for Theoretical Sciences (ICTS) for participating in the program - Condensed Matter meets Quantum Information (code: ICTS/COMQUI2023/9). This research was supported in part by grants NSF PHY-1748958 and PHY-2309135 to the Kavli Institute for Theoretical Physics (KITP), and DMR-2225920 at the University of Illinois (EF). This work was undertaken on ARC3 and ARC4, part of the High-Performance Computing facilities at the University of Leeds, UK, and on the Nandadevi supercomputer, which is maintained and supported by the Institute of Mathematical Science’s High-Performance Computing Center, India. Some of the numerical calculations were performed using the DiagHam libraries [89]. ACB thanks the Science and Engineering Research Board (SERB) of the Department of Science and Technology (DST) for funding support via the Mathematical Research Impact Centric Support (MATRICS) Grant No. MTR/2023/000002.

* These authors have contributed equally to this work.

† efradkin@illinois.edu

‡ z.papic@leeds.ac.uk

[1] E. Fradkin, S. A. Kivelson, M. J. Lawler, J. P. Eisenstein, and A. P. Mackenzie, Nematic Fermi fluids in con-

densed matter physics, *Annual Review of Condensed Matter Physics* **1**, 153 (2010).

- [2] M. Mulligan, C. Nayak, and S. Kachru, Isotropic to anisotropic transition in a fractional quantum Hall state, *Phys. Rev. B* **82**, 085102 (2010).
- [3] J. Maciejko, B. Hsu, S. A. Kivelson, Y. Park, and S. L. Sondhi, Field theory of the quantum Hall nematic transition, *Phys. Rev. B* **88**, 125137 (2013).
- [4] Y. You, G. Y. Cho, and E. Fradkin, Theory of nematic fractional quantum Hall states, *Phys. Rev. X* **4**, 041050 (2014).
- [5] D. C. Tsui, H. L. Stormer, and A. C. Gossard, Two-dimensional magnetotransport in the extreme quantum limit, *Phys. Rev. Lett.* **48**, 1559 (1982).
- [6] S. L. Sondhi, A. Karlhede, S. A. Kivelson, and E. H. Rezayi, Skyrmions and the crossover from the integer to fractional quantum Hall effect at small Zeeman energies, *Phys. Rev. B* **47**, 16419 (1993).
- [7] S. E. Barrett, G. Dabbagh, L. N. Pfeiffer, K. W. West, and R. Tycko, Optically pumped NMR evidence for finite-size Skyrmions in GaAs quantum wells near Landau level filling $\nu = 1$, *Phys. Rev. Lett.* **74**, 5112 (1995).
- [8] A. Schmeller, J. P. Eisenstein, L. N. Pfeiffer, and K. W. West, Evidence for Skyrmions and single spin flips in the integer quantized Hall effect, *Phys. Rev. Lett.* **75**, 4290 (1995).
- [9] A. C. Balram, U. Wurstbauer, A. Wojs, A. Pinczuk, and J. K. Jain, Fractionally charged Skyrmions in fractional quantum Hall effect, *Nat Commun* **6** (2015), article.
- [10] A. A. Koulakov, M. M. Fogler, and B. I. Shklovskii, Charge density wave in two-dimensional electron liquid in weak magnetic field, *Phys. Rev. Lett.* **76**, 499 (1996).
- [11] P. K. Lam and S. M. Girvin, Liquid-solid transition and the fractional quantum-Hall effect, *Phys. Rev. B* **30**, 473 (1984).
- [12] D. Levesque, J. J. Weis, and A. H. MacDonald, Crystallization of the incompressible quantum-fluid state of a two-dimensional electron gas in a strong magnetic field, *Phys. Rev. B* **30**, 1056 (1984).
- [13] R. Moessner and J. T. Chalker, Exact results for interacting electrons in high Landau levels, *Phys. Rev. B* **54**, 5006 (1996).
- [14] L. Balents, Spatially ordered fractional quantum Hall states, *Europhysics Letters* **33**, 291 (1996).
- [15] E. Fradkin and S. A. Kivelson, Liquid-crystal phases of quantum Hall systems, *Phys. Rev. B* **59**, 8065 (1999).
- [16] D. A. Abanin, S. A. Parameswaran, S. A. Kivelson, and S. L. Sondhi, Nematic valley ordering in quantum Hall systems, *Phys. Rev. B* **82**, 035428 (2010).
- [17] S. A. Parameswaran and B. E. Feldman, Quantum Hall valley nematics, *Journal of Physics: Condensed Matter* **31**, 273001 (2019).
- [18] M. Shayegan, E. P. De Poortere, O. Gunawan, Y. P. Shkolnikov, E. Tutuc, and K. Vakili, Two-dimensional electrons occupying multiple valleys in AlAs, *physica status solidi (b)* **243**, 3629 (2006).
- [19] K. Eng, R. N. McFarland, and B. E. Kane, Integer quantum Hall effect on a six-valley hydrogen-passivated silicon (111) surface, *Phys. Rev. Lett.* **99**, 016801 (2007).
- [20] B. E. Feldman, M. T. Randeria, A. Gyenis, F. Wu, H. Ji, R. J. Cava, A. H. MacDonald, and A. Yazdani, Observation of a nematic quantum Hall liquid on the surface of bismuth, *Science* **354**, 316 (2016).
- [21] Y. Jiang, X. Lai, K. Watanabe, T. Taniguchi, K. Haule,

- J. Mao, and E. Y. Andrei, Charge order and broken rotational symmetry in magic-angle twisted bilayer graphene, *Nature* **573**, 91 (2019).
- [22] Y. Cao, D. Rodan-Legrain, J. M. Park, N. F. Q. Yuan, K. Watanabe, T. Taniguchi, R. M. Fernandes, L. Fu, and P. Jarillo-Herrero, Nematicity and competing orders in superconducting magic-angle graphene, *Science* **372**, 264 (2021).
- [23] C. Rubio-Verdú, S. Turkel, Y. Song, L. Klebl, R. Samajdar, M. S. Scheurer, J. W. F. Venderbos, K. Watanabe, T. Taniguchi, H. Ochoa, L. Xian, D. M. Kennes, R. M. Fernandes, Á. Rubio, and A. N. Pasupathy, Moiré nematic phase in twisted double bilayer graphene, *Nature Physics* **18**, 196 (2022).
- [24] A. Pinczuk, B. S. Dennis, L. N. Pfeiffer, and K. West, Observation of collective excitations in the fractional quantum Hall effect, *Phys. Rev. Lett.* **70**, 3983 (1993).
- [25] M. Kang, A. Pinczuk, B. S. Dennis, L. N. Pfeiffer, and K. W. West, Observation of multiple magnetorotons in the fractional quantum Hall effect, *Phys. Rev. Lett.* **86**, 2637 (2001).
- [26] I. V. Kukushkin, J. H. Smet, V. W. Scarola, V. Umansky, and K. von Klitzing, Dispersion of the excitations of fractional quantum Hall states, *Science* **324**, 1044 (2009).
- [27] R. B. Laughlin, Anomalous quantum Hall effect: An incompressible quantum fluid with fractionally charged excitations, *Phys. Rev. Lett.* **50**, 1395 (1983).
- [28] G. Moore and N. Read, Nonabelions in the fractional quantum Hall effect, *Nucl. Phys. B* **360**, 362 (1991).
- [29] S. M. Girvin, A. H. MacDonald, and P. M. Platzman, Collective-excitation gap in the fractional quantum Hall effect, *Phys. Rev. Lett.* **54**, 581 (1985).
- [30] S. M. Girvin, A. H. MacDonald, and P. M. Platzman, Magneto-roton theory of collective excitations in the fractional quantum Hall effect, *Phys. Rev. B* **33**, 2481 (1986).
- [31] F. D. M. Haldane, Geometrical description of the fractional quantum Hall effect, *Phys. Rev. Lett.* **107**, 116801 (2011).
- [32] T. Can, M. Laskin, and P. Wiegmann, Fractional quantum Hall effect in a curved space: Gravitational anomaly and electromagnetic response, *Phys. Rev. Lett.* **113**, 046803 (2014).
- [33] F. Ferrari and S. Klevtsov, FQHE on curved backgrounds, free fields and large N , *Journal of High Energy Physics* **2014**, 86 (2014).
- [34] A. Gromov and A. G. Abanov, Density-curvature response and gravitational anomaly, *Phys. Rev. Lett.* **113**, 266802 (2014).
- [35] B. Bradlyn and N. Read, Low-energy effective theory in the bulk for transport in a topological phase, *Phys. Rev. B* **91**, 125303 (2015).
- [36] Y. You, G. Y. Cho, and E. Fradkin, Nematic quantum phase transition of composite Fermi liquids in half-filled Landau levels and their geometric response, *Phys. Rev. B* **93**, 205401 (2016).
- [37] A. Gromov and D. T. Son, Bimetric theory of fractional quantum Hall states, *Phys. Rev. X* **7**, 041032 (2017).
- [38] D. X. Nguyen, A. Gromov, and D. T. Son, Fractional quantum Hall systems near nematicity: Bimetric theory, composite fermions, and Dirac brackets, *Phys. Rev. B* **97**, 195103 (2018).
- [39] J. Xia, J. P. Eisenstein, L. N. Pfeiffer, and K. W. West, Evidence for a fractionally quantized Hall state with anisotropic longitudinal transport, *Nature Phys.* **7**, 845 (2011).
- [40] N. Samkharadze, K. A. Schreiber, G. C. Gardner, M. J. Manfra, E. Fradkin, and G. A. Csáthy, Observation of a transition from a topologically ordered to a spontaneously broken symmetry phase, *Nature Physics* **12**, 191 EP (2015), article.
- [41] K. A. Schreiber, N. Samkharadze, G. C. Gardner, Y. Lyanda-Geller, M. J. Manfra, L. N. Pfeiffer, K. W. West, and G. A. Csáthy, Electron-electron interactions and the paired-to-nematic quantum phase transition in the second Landau level, *Nature Communications* **9**, 2400 (2018).
- [42] L. Du, U. Wurstbauer, K. W. West, L. N. Pfeiffer, S. Fallahi, G. C. Gardner, M. J. Manfra, and A. Pinczuk, Observation of new plasmons in the fractional quantum Hall effect: Interplay of topological and nematic orders, *Science Advances* **5**, eaav3407 (2019).
- [43] K. Musaelian and R. Joynt, Broken rotation symmetry in the fractional quantum Hall system, *J. Phys.: Condens. Matter* **8**, L105 (1996).
- [44] N. Regnault, J. Maciejko, S. A. Kivelson, and S. L. Sondhi, Evidence of a fractional quantum Hall nematic phase in a microscopic model, *Phys. Rev. B* **96**, 035150 (2017).
- [45] B. Yang, Microscopic theory for nematic fractional quantum Hall effect, *Phys. Rev. Res.* **2**, 033362 (2020).
- [46] R. E. Prange and S. M. Girvin, eds., *The Quantum Hall Effect* (Springer-Verlag New York, 1987).
- [47] F. D. M. Haldane and E. H. Rezayi, Finite-size studies of the incompressible state of the fractionally quantized Hall effect and its excitations, *Phys. Rev. Lett.* **54**, 237 (1985).
- [48] E. H. Rezayi and F. D. M. Haldane, Off-diagonal long-range order in fractional quantum-Hall-effect states, *Phys. Rev. Lett.* **61**, 1985 (1988).
- [49] J. K. Jain and R. K. Kamilla, Composite fermions in the Hilbert space of the lowest electronic Landau level, *Int. J. Mod. Phys. B* **11**, 2621 (1997).
- [50] J. Léonard, S. Kim, J. Kwan, P. Segura, F. Grusdt, C. Repellin, N. Goldman, and M. Greiner, Realization of a fractional quantum Hall state with ultracold atoms, *Nature* **619**, 495 (2023).
- [51] See Supplemental Material accompanying this paper, which includes further details of the calculations and supporting results.
- [52] F. D. M. Haldane, Fractional quantization of the Hall effect: A hierarchy of incompressible quantum fluid states, *Phys. Rev. Lett.* **51**, 605 (1983).
- [53] X. G. Wen and A. Zee, Shift and spin vector: New topological quantum numbers for the Hall fluids, *Phys. Rev. Lett.* **69**, 953 (1992).
- [54] G. Fano, F. Ortolani, and E. Colombo, Configuration-interaction calculations on the fractional quantum Hall effect, *Phys. Rev. B* **34**, 2670 (1986).
- [55] R. H. Morf, N. d'Ambrumenil, and S. Das Sarma, Excitation gaps in fractional quantum Hall states: An exact diagonalization study, *Phys. Rev. B* **66**, 075408 (2002).
- [56] A. C. Balram and A. Wójs, Fractional quantum Hall effect at $\nu = 2 + 4/9$, *Phys. Rev. Research* **2**, 032035 (2020).
- [57] R. Morf, N. d'Ambrumenil, and B. I. Halperin, Microscopic wave functions for the fractional quantized Hall

- states at $\nu = \frac{2}{5}$ and $\frac{2}{7}$, *Phys. Rev. B* **34**, 3037 (1986).
- [58] J. K. Jain, Composite-fermion approach for the fractional quantum Hall effect, *Phys. Rev. Lett.* **63**, 199 (1989).
- [59] S. Pu, A. C. Balram, M. Fremling, A. Gromov, and Z. Papić, Signatures of supersymmetry in the $\nu = 5/2$ fractional quantum Hall effect, *Phys. Rev. Lett.* **130**, 176501 (2023).
- [60] R. K. Kamilla, X. G. Wu, and J. K. Jain, Excitons of composite fermions, *Phys. Rev. B* **54**, 4873 (1996).
- [61] A. C. Balram, Z. Liu, A. Gromov, and Z. Papić, Very-high-energy collective states of partons in fractional quantum Hall liquids, *Phys. Rev. X* **12**, 021008 (2022).
- [62] A. C. Balram and S. Pu, Positions of the magnetoroton minima in the fractional quantum Hall effect, *The European Physical Journal B* **90**, 124 (2017).
- [63] R.-Z. Qiu, F. D. M. Haldane, X. Wan, K. Yang, and S. Yi, Model anisotropic quantum Hall states, *Phys. Rev. B* **85**, 115308 (2012).
- [64] F. D. M. Haldane and E. H. Rezayi, Periodic Laughlin-Jastrow wave functions for the fractional quantized Hall effect, *Phys. Rev. B* **31**, 2529 (1985).
- [65] J. E. Avron, R. Seiler, and P. G. Zograf, Viscosity of quantum Hall fluids, *Phys. Rev. Lett.* **75**, 697 (1995).
- [66] F. D. M. Haldane, “Hall viscosity” and intrinsic metric of incompressible fractional Hall fluids, ArXiv e-prints (2009), [arXiv:0906.1854 \[cond-mat.str-el\]](https://arxiv.org/abs/0906.1854).
- [67] N. Read and E. H. Rezayi, Hall viscosity, orbital spin, and geometry: Paired superfluids and quantum Hall systems, *Phys. Rev. B* **84**, 085316 (2011).
- [68] N. Read, Non-Abelian adiabatic statistics and Hall viscosity in quantum Hall states and $p_x + ip_y$ paired superfluids, *Phys. Rev. B* **79**, 045308 (2009).
- [69] See the Supplemental Material for detailed information about the calculations and results in the main text.
- [70] B. Yang, Z.-X. Hu, Z. Papić, and F. D. M. Haldane, Model wave functions for the collective modes and the magnetoroton theory of the fractional quantum Hall effect, *Phys. Rev. Lett.* **108**, 256807 (2012).
- [71] A. C. Balram, A. Wójs, and J. K. Jain, State counting for excited bands of the fractional quantum Hall effect: Exclusion rules for bound excitons, *Phys. Rev. B* **88**, 205312 (2013).
- [72] J. K. Jain, A note contrasting two microscopic theories of the fractional quantum Hall effect, *Indian Journal of Physics* **88**, 915 (2014).
- [73] W. P. Su and Y. K. Wu, Collective excitation spectrum of the $\nu=2/5$ fractionally quantized Hall state, *Phys. Rev. B* **36**, 7565 (1987).
- [74] N. R. Cooper, N. K. Wilkin, and J. M. F. Gunn, Quantum phases of vortices in rotating Bose-Einstein condensates, *Phys. Rev. Lett.* **87**, 120405 (2001).
- [75] N. Regnault and T. Jolicoeur, Quantum Hall fractions in rotating Bose-Einstein condensates, *Phys. Rev. Lett.* **91**, 030402 (2003).
- [76] N. Regnault and T. Jolicoeur, Parafermionic states in rotating Bose-Einstein condensates, *Phys. Rev. B* **76**, 235324 (2007).
- [77] A. Sharma, A. C. Balram, and J. K. Jain, Composite-fermion pairing at half-filled and quarter-filled lowest Landau level, *Phys. Rev. B* **109**, 035306 (2024).
- [78] Q. Qian, J. Nakamura, S. Fallahi, G. C. Gardner, and M. J. Manfra, Possible nematic to smectic phase transition in a two-dimensional electron gas at half-filling, *Nature Communications*, 1536 (2017).
- [79] X. Fu, Q. Shi, M. A. Zudov, G. C. Gardner, J. D. Watson, M. J. Manfra, K. W. Baldwin, L. N. Pfeiffer, and K. W. West, Anomalous nematic state to stripe phase transition driven by in-plane magnetic fields, *Phys. Rev. B* **104**, L081301 (2021).
- [80] K. Lee, J. Shao, E.-A. Kim, F. D. M. Haldane, and E. H. Rezayi, Pomeranchuk instability of composite fermi liquids, *Phys. Rev. Lett.* **121**, 147601 (2018).
- [81] M. P. Lilly, K. B. Cooper, J. P. Eisenstein, L. N. Pfeiffer, and K. W. West, Evidence for an anisotropic state of two-dimensional electrons in high Landau levels, *Phys. Rev. Lett.* **82**, 394 (1999).
- [82] M. P. Lilly, K. B. Cooper, J. P. Eisenstein, L. N. Pfeiffer, and K. W. West, Anisotropic states of two-dimensional electron systems in high Landau levels: Effect of an in-plane magnetic field, *Phys. Rev. Lett.* **83**, 824 (1999).
- [83] E. Fradkin, S. A. Kivelson, E. Manousakis, and K. Nho, Nematic phase of the two-dimensional electron gas in a magnetic field, *Phys. Rev. Lett.* **84**, 1982 (2000).
- [84] T. Jolicoeur, Shape of the magnetoroton at $\nu = 1/3$ and $\nu = 7/3$ in real samples, *Phys. Rev. B* **95**, 075201 (2017).
- [85] X. Liu, G. Farahi, C.-L. Chiu, Z. Papic, K. Watanabe, T. Taniguchi, M. P. Zaletel, and A. Yazdani, Visualizing broken symmetry and topological defects in a quantum Hall ferromagnet, *Science* **375**, 321 (2022).
- [86] A. Coissard, D. Wander, H. Vignaud, A. G. Grushin, C. Repellin, K. Watanabe, T. Taniguchi, F. Gay, C. B. Winkelmann, H. Courtois, H. Sellier, and B. Sacépé, Imaging tunable quantum Hall broken-symmetry orders in graphene, *Nature* **605**, 51 (2022).
- [87] G. Farahi, C.-L. Chiu, X. Liu, Z. Papic, K. Watanabe, T. Taniguchi, M. P. Zaletel, and A. Yazdani, Broken symmetries and excitation spectra of interacting electrons in partially filled Landau levels, *Nature Physics* **10.1038/s41567-023-02126-z** (2023).
- [88] Y. Hu, Y.-C. Tsui, M. He, U. Kamber, T. Wang, A. S. Mohammadi, K. Watanabe, T. Taniguchi, Z. Papic, M. P. Zaletel, and A. Yazdani, High-resolution tunneling spectroscopy of fractional quantum Hall states (2023), [arXiv:2308.05789 \[cond-mat.mes-hall\]](https://arxiv.org/abs/2308.05789).
- [89] DiagHam, <https://www.nick-ux.org/diagham>.
- [90] B. A. Bernevig and F. D. M. Haldane, Model fractional quantum Hall states and Jack polynomials, *Phys. Rev. Lett.* **100**, 246802 (2008).
- [91] B. A. Bernevig and F. D. M. Haldane, Generalized clustering conditions of Jack polynomials at negative Jack parameter α , *Phys. Rev. B* **77**, 184502 (2008).
- [92] N. Read and E. Rezayi, Beyond paired quantum Hall states: Parafermions and incompressible states in the first excited Landau level, *Phys. Rev. B* **59**, 8084 (1999).
- [93] S. He, S. H. Simon, and B. I. Halperin, Response function of the fractional quantized Hall state on a sphere. ii. exact diagonalization, *Phys. Rev. B* **50**, 1823 (1994).
- [94] C. Repellin, T. Neupert, Z. Papić, and N. Regnault, Single-mode approximation for fractional Chern insulators and the fractional quantum Hall effect on the torus, *Phys. Rev. B* **90**, 045114 (2014).
- [95] C.-C. Chang, N. Regnault, T. Jolicoeur, and J. K. Jain, Composite fermionization of bosons in rapidly rotating atomic traps, *Phys. Rev. A* **72**, 013611 (2005).
- [96] Z. Liu, A. Gromov, and Z. Papić, Geometric quench and nonequilibrium dynamics of fractional quantum Hall

- states, [Phys. Rev. B **98**, 155140 \(2018\)](#).
- [97] Z. Liu, A. C. Balram, Z. Papić, and A. Gromov, Quench dynamics of collective modes in fractional quantum Hall bilayers, [Phys. Rev. Lett. **126**, 076604 \(2021\)](#).
 - [98] B. Yang, Z.-X. Hu, C. H. Lee, and Z. Papić, Generalized pseudopotentials for the anisotropic fractional quantum Hall effect, [Phys. Rev. Lett. **118**, 146403 \(2017\)](#).
 - [99] P. Lévy, Berry phases for Landau Hamiltonians on deformed tori, [Journal of Mathematical Physics **36**, 2792 \(1995\)](#).
 - [100] I. V. Tokatly and G. Vignale, Lorentz shear modulus of fractional quantum Hall states, [Journal of Physics: Condensed Matter **21**, 275603 \(2009\)](#).
 - [101] M. Fremling, T. H. Hansson, and J. Suorsa, Hall viscosity of hierarchical quantum Hall states, [Phys. Rev. B **89**, 125303 \(2014\)](#).
 - [102] S. Pu, M. Fremling, and J. K. Jain, Hall viscosity of composite fermions, [Phys. Rev. Research **2**, 013139 \(2020\)](#).
 - [103] E. H. Rezayi, F. D. M. Haldane, and K. Yang, Charge-density-wave ordering in half-filled high Landau levels, [Phys. Rev. Lett. **83**, 1219 \(1999\)](#).
 - [104] F. D. M. Haldane, E. H. Rezayi, and K. Yang, Spontaneous breakdown of translational symmetry in quantum hall systems: Crystalline order in high Landau levels, [Phys. Rev. Lett. **85**, 5396 \(2000\)](#).
 - [105] K. Yang, F. D. M. Haldane, and E. H. Rezayi, Wigner crystals in the lowest Landau level at low-filling factors, [Phys. Rev. B **64**, 081301 \(2001\)](#).
 - [106] F. D. M. Haldane, Many-particle translational symmetries of two-dimensional electrons at rational Landau-level filling, [Phys. Rev. Lett. **55**, 2095 \(1985\)](#).

Supplemental Online Material for “Microscopic Model for Fractional Quantum Hall Nematics”

Songyang Pu^{1,2}, Ajit C. Balram^{3,4}, Joseph Taylor¹, Eduardo Fradkin^{5,6} and Zlatko Papić¹

¹*School of Physics and Astronomy, University of Leeds, Leeds LS2 9JT, United Kingdom*

²*Department of Physics and Astronomy, The University of Tennessee, Knoxville, TN 37996, USA*

³*Institute of Mathematical Sciences, CIT Campus, Chennai 600113, India*

⁴*Homi Bhabha National Institute, Training School Complex, Anushaktinagar, Mumbai 400094, India*

⁵*Department of Physics, University of Illinois at Urbana-Champaign, 1110 West Green Street, Urbana, Illinois 61801, USA*

⁶*Anthony J. Leggett Institute for Condensed Matter Theory, University of Illinois at Urbana-Champaign, 1110 West Green Street, Urbana, Illinois 61801, USA*

In this Supplemental Material, we present further details on the methodology used in the main text and additional results that support our conclusions: (i) we introduce three classes of variational wave functions that we have used to demonstrate the existence of FQH nematic transition in system sizes beyond exact diagonalization; (ii) we show that the FQH nematic transition can be probed by studying the dynamical response of the system to the geometric quench; (iii) we outline our procedure for calculating the Hall viscosity, which simplifies the method in Ref. [67]; (iv) we provide a detailed study of the charge-density-wave (CDW) phase in the torus geometry; (v) we demonstrate that our conclusions in the main text also hold for fermions at filling factor $\nu=1/3$.

VARIATIONAL WAVE FUNCTIONS FOR THE MAGNETOROTON MODE

For completeness, we provide an overview of three construction schemes of variational wave functions that we have used to approximate the neutral collective mode in the main text.

Jack polynomial wave functions and Girvin-MacDonald-Platzman ansatz

Accurate model wave functions for the magnetoroton mode of the Laughlin state can be constructed in the framework of Jack polynomials [90]. The construction applies equally to bosons or fermions, and below we briefly review the fermionic version, commenting on how to adapt it to bosons at the end. The Laughlin wave function at $\nu=1/3$ is a single Jack polynomial characterized by the so-called root partition $\lambda \equiv \{100100100100 \cdots 1001\}$. The root is a particular Fock basis state from which all the other Fock states that carry non-zero weight in the Laughlin wave function can be obtained via “squeezing” [91]: a two-particle process where one particle moves from orbital m_1 to m'_1 and another from m_2 to m'_2 , where $m_1 < m'_1 \leq m'_2 < m_2$, and $m_1 + m_2 = m'_1 + m'_2$.

The root partition encodes the following clustering property, unique to the Laughlin $1/3$ state: no more than a single electron can exist in three consecutive orbitals. The collective mode in the limit of momentum $k \rightarrow 0$ consists of two quasielectron-quasihole pairs, forming a quadrupole. As the momentum increases, a dipole moment develops with the separation of one quasielectron-quasihole pair. This idea can be translated into an explicit set of root partitions for different states comprising

the magnetoroton mode:

$$\begin{aligned} L = 2 : & \quad \begin{array}{c} 1100001001001001001 \cdots 001001 \\ \bullet\bullet \quad \circ\circ \end{array} \\ L = 3 : & \quad \begin{array}{c} 1100010001001001001 \cdots 001001 \\ \bullet\bullet \quad \circ \quad \circ \end{array} \\ & \quad \vdots \\ L = N : & \quad \begin{array}{c} 110001001001001001001 \cdots 0010010, \\ \bullet\bullet \quad \circ \end{array} \end{aligned} \tag{S1}$$

where the filled circle indicates the position of a quasielectron, while the empty circle denotes the quasihole. The configurations above are labeled by their total angular momentum L on the sphere, and the smallest momentum that can be created is $L=2$.

The wave functions for the magnetoroton states $|\psi_\lambda^L\rangle$ are ultimately determined by imposing the following conditions [70]

$$|\psi_\lambda^L\rangle = \sum_{\mu \preceq \lambda} a_\mu \text{sl}_\mu, \tag{S2}$$

$$L^+ |\psi_\lambda^L\rangle = 0, \tag{S3}$$

$$\hat{V}_1 \hat{c}_Q \hat{c}_{Q-1} |\psi_\lambda^L\rangle = 0. \tag{S4}$$

Here, sl_μ denotes a Slater determinant with an orbital occupation pattern given by the partition μ . The first condition thus means that we are looking for states that are obtained by squeezing from one of the roots λ in Eq. (S1), which introduces a partial ordering among the partitions, denoted by \preceq . The second condition states that we are only interested in rotationally invariant states. These two conditions uniquely fix the coefficients a_μ of the Laughlin ground state wave function. For the excited magnetoroton states, to find a_μ we require the third, energetic condition, involving the \hat{V}_1 pseudopotential operator and electron annihilation operators \hat{c}_m , which singles out the state with quasiparticles piled up at the north pole of

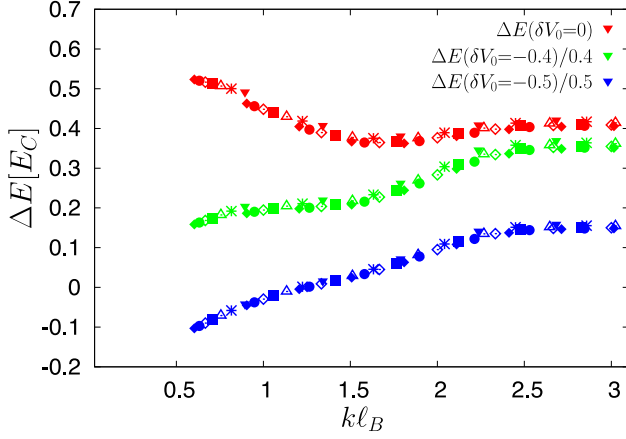


FIG. S1. Variational energies for the Jack polynomial approximations to the collective mode states from Ref. [70] for the bosonic $\nu_b=1/2$ state. For $\delta V_0 \neq 0$ cases, we have rescaled the energies with $|\delta V_0|$ for clarity.

the sphere. The resulting states are confirmed to be excellent approximations to the eigenstates of Coulomb interaction [70]. Moreover, the construction can be readily generalized to other types of states that have a Jack polynomial description and a parent Hamiltonian, e.g., the Read-Rezayi sequence [92].

The conditions above can be straightforwardly modified to yield the magnetoroton states of the bosonic Laughlin state at $\nu_b=1/2$. The clustering condition now stipulates that there should be no more than one boson in every two orbitals. The first condition in Eq. (S2) should then be viewed as an expansion over permanents (rather than Slater determinants), while the last condition needs to be replaced with \hat{V}_0 pseudopotential. Finally, the root configurations need to be divided with a Jastrow factor, resulting in bosonic roots such as 2000101010...10101 (for $L=2$), 2001001010...10101 (for $L=3$), etc. With these modifications, the construction of bosonic magnetoroton states is fully analogous to the fermionic case.

We evaluate the variational energy of the Jack wave functions in Fig. S1 for three values of δV_0 . This shows, within the variational approximation, that the collective mode becomes gapless in the $k \rightarrow 0$ limit, supporting the results of exact numerics in the main text.

It turns out that the elaborate construction presented above, in special cases $L=2, 3$, reduces to the much simpler single-mode approximation (SMA) ansatz written down by Girvin, MacDonald, and Platzman [29]. On the sphere, the SMA ansatz for a state with total angular momentum L is obtained by acting on the ground state with the projected density operator $\hat{\rho}_{L,M}$ [93] on the ground state

$$|\psi_{LM}^{\text{SMA}}\rangle = \hat{\rho}_{L,M} |\psi_0\rangle, \quad (\text{S5})$$

where $\hat{\rho}_{L,M} = \sum_m C_{m+M,M,m}^{Q,L,Q} c_{m+M}^\dagger c_m$, with $C_{m+M,M,m}^{Q,L,Q}$ denoting the Clebsch-Gordon coefficient and, due to the

rotational invariance, we can set $M=L$.

At $L=1$, the density operator in Eq. (S5) reduces to the angular momentum raising operator [93], hence it annihilates the ground state, which is a singlet ($L=0$). Thus, the $L=1$ SMA trial state identically vanishes, which is also the case for the Jack construction. Moreover, at $L=2, 3$, the SMA wave functions only involve the elements of the basis squeezed from the same root partition that defines the Jack model wave functions in Eq. (S1). Hence, for the Laughlin $1/3$ state, the equivalence between the two sets of wave functions can be proven for $L=2, 3$ [70]. Moreover, both of these states are also equivalent to the CF exciton states discussed below. For $L>3$ the SMA wave functions contain unsqueezed basis components with respect to the root partitions used in the Jack model wave functions, thus the final states are no longer equivalent. The accuracy of the SMA ansatz in Eq. (S5), however, is numerically found to deteriorate rapidly at larger values of L [94], unlike the Jack wave functions which remain accurate over the entire range $2 \leq L \leq N$.

LLL-projected GMP wave function

The original SMA ansatz, Eq. (S5), is not convenient for evaluation in large systems. In this subsection, we present an equivalent real-space form of the GMP ansatz that we have used to calculate the $L=2$ gap. We consider general $\nu=1/m$ Laughlin states, which can be either bosonic for even m or fermionic for odd m .

In first quantization, the GMP wave function [Eq. (S5)] on the sphere takes the form [29]

$$\Psi_{\text{GMP}}(L) = \sum_{i=1}^N \mathcal{P}_{\text{LLL}} Y_{L,M}(u_i, v_i) \prod_{j < k} (u_j v_k - u_k v_j)^m, \quad (\text{S6})$$

where $Y_{L,M}(u_i, v_i)$ are the spherical harmonics. Due to rotational invariance, we can set $M=-L$ for simplicity, thereby $Y_{L,-L}(u_i, v_i) \propto v_i^L \bar{u}_i^L$. To implement the LLL projection exactly and efficiently, we apply the technique developed in Ref. [59] to obtain

$$\begin{aligned} \Psi_{\text{GMP}}(L) &= \mathcal{P}_{\text{LLL}} \sum_i Y_{L,-L}(u_i, v_i) \prod_{j < k} (u_j v_k - u_k v_j)^m \\ &= \mathcal{P}_{\text{LLL}} \sum_i v_i^L \bar{u}_i^L \prod_{j < k} (u_j v_k - u_k v_j)^m \\ &= \sum_i v_i^L \left(\frac{\partial}{\partial u_i} \right)^L \prod_{j < k} (u_j v_k - u_k v_j)^m \\ &= \sum_i v_i^L \prod_{j < k} (u_j v_k - u_k v_j)^m P_i(L, m). \end{aligned} \quad (\text{S7})$$

In the last line, we defined a new function $P_i(L, m)$

$$P_i(L, m) \equiv \prod_{j < k} (u_j v_k - u_k v_j)^{-m} \times \left(\frac{\partial}{\partial u_i} \right)^L \prod_{j < k} (u_j v_k - u_k v_j)^m. \quad (\text{S8})$$

This newly defined function can be evaluated through the recursion relations

$$P_i(L, m) = \begin{cases} 1, & L = 0 \\ \left(m h_i(1) + \frac{\partial}{\partial u_i} \right) P_i(L-1, m), & L \geq 1 \end{cases}. \quad (\text{S9})$$

Here, the function $h_i(L)$ is defined as

$$h_i(L) = \sum_{j \neq i} \left(\frac{v_j}{u_i v_j - u_j v_i} \right)^L. \quad (\text{S10})$$

It has the following property under the action of a derivative

$$\frac{\partial}{\partial u_i} h_i(L) = -L h_i(L+1). \quad (\text{S11})$$

For the bosonic Laughlin state with $m=2$, we calculate the energy for the V_0 interaction, which requires setting $\Omega_1 = \Omega_2$ in the wave function. In this special case, the GMP wave function can be written exactly as

$$\Psi_{\text{GMP}}^{\Omega_1 = \Omega_2}(L) = \sum_{i=1,2} 2v_i^L v_{3-i}^2 \prod_{j < k, j+k > 3} (u_j v_k - u_k v_j)^m \tilde{P}_i(L-2, 2), \quad (\text{S12})$$

in which \tilde{P} is computed through

$$\tilde{P}_i(L, 2) = \begin{cases} 1, & L = 0 \\ \left(2\tilde{h}_i(1) + \frac{\partial}{\partial u_i} \right) \tilde{P}_i(L-1, 2), & L \geq 1. \end{cases} \quad (\text{S13})$$

Here, the function $\tilde{h}_i(L)$, for $i=1, 2$, is defined as

$$\tilde{h}_i(L) = \sum_{j \geq 3} \left(\frac{v_j}{u_i v_j - u_j v_i} \right)^L. \quad (\text{S14})$$

Composite fermion exciton wave function

The bosonic Laughlin state occurs when the effective flux seen by electrons is $2Q^* = N-1$. We will keep using the language of composite fermions even though the composite object of an electron and a single vortex here is a boson. These states can be viewed as (CF state) \times ($\nu=1$ integer quantum Hall state).

The exact form of the $\nu_b=1/2$ composite fermion exciton wave function for total orbital angular momentum L and $L_z=M$ is given as

$$\Psi_{1/2}^{\text{CFE}}(L, M; \{\Omega_i\}) = \prod_{i \neq j} (u_i v_j - u_j v_i) \sum_{k=1}^N (-1)^k \sum_{m_1} \mathcal{C}_{Q^*, m_1; Q^*+1, M-m_1}^{L, M} \tilde{\Psi}_{m_1, k}(\{\Omega_i\}), \quad (\text{S15})$$

where $\mathcal{C}_{Q^*, m_1; Q^*+1, M-m_1}^{L, M}$ is the Clebsch-Gordan coefficient that comes about from adding the angular momentum of the constituent CF hole ($-m_1$) and CF particle ($m_2=M-m_1$). The wave function $\tilde{\Psi}$ is given as

$$\tilde{\Psi}_{m_1, k}(\Omega_1, \Omega_2, \Omega_3, \dots, \Omega_N) = \tilde{Y}_{Q^*, M-m_1}(\Omega_k) \Phi_{m_1}^{\text{hole}}(\Omega_1, \Omega_2, \dots, \Omega_{k-1}, \Omega_{k+1}, \Omega_N), \quad (\text{S16})$$

where $\Phi_{m_1}^{\text{hole}}$ is the $(N-1) \times (N-1)$ Slater determinant state that describes a hole at $\nu=1$ which is obtained by leaving the $-m_1$ orbital unoccupied and $\tilde{Y}_{q, m}(\Omega_k)$ is given as

$$\tilde{Y}_{q, m}(\Omega_k) = \mathcal{N}_{q, m} (-1)^{q-m} u_k^{q+m} v_k^{q-m} \left[\sum_{j \neq k} \frac{1}{u_k v_j - v_k u_j} \left[\binom{2q+1}{q+m} u_j v_k + \binom{2q+1}{q+m+1} u_k v_j \right] \right], \quad (\text{S17})$$

where $\mathcal{N}_{q, m}$ is a normalization constant given by

$$\mathcal{N}_{q, m} = \sqrt{\frac{2q+3}{4\pi} \frac{(q+1-m)!(q+1+m)!}{(2q+1)!}}. \quad (\text{S18})$$

CF exciton wave function for $\Omega_1=\Omega_2$

The exact form of the $\nu_b=1/2$ CF exciton wave function for total orbital angular momentum L and $L_z=M$ when coordinates of two of the bosons are identically set equal to each other, which is required to evaluate its energy for the δ -function interaction [95], is given as

$$\Psi_{1/2}^{\text{CFE}}(L, M; \Omega_2, \Omega_2, \Omega_3, \dots, \Omega_N) = \prod_{k=3}^N (u_2 v_k - u_k v_2) \prod_{2 \leq j < k \leq N} (u_j v_k - u_k v_j) \sum_{m_1} \mathcal{C}_{Q^*, m_1-M; Q^*+1, m_1}^{L, M} \tilde{\Psi}_{m_1}(\Omega_2, \Omega_2, \Omega_3, \dots, \Omega_N), \quad (\text{S19})$$

where $\mathcal{C}_{Q^*, m_1-M; Q^*+1, m_1}^{L, M}$ is the Clebsch-Gordan coefficient that comes about from adding the angular momentum of the constituent CF particle (m_1) and CF hole ($-m_2=M-m_1$) [Note, the CF hole has angular momentum of opposite sign so that $m_1-m_2=M$]. The wave function $\tilde{\Psi}$ is given as

$$\tilde{\Psi}_{m_1}(\Omega_2, \Omega_2, \Omega_3, \dots, \Omega_N) = 2\tilde{Y}_{Q^*, m_1}(\Omega_2) \Phi_{m_1}^{\text{hole}}(\Omega_2, \Omega_3, \dots, \Omega_N), \quad (\text{S20})$$

where $\Phi_{m_1}^{\text{hole}}$ is the $(N-1) \times (N-1)$ Slater determinant state that describes a hole at $\nu=1$ which is obtained by leaving the $M-m_1$ orbital unoccupied and $\tilde{Y}_{q, m}(\Omega)$ is given as

$$\tilde{Y}_{q, m}(\Omega) = \sqrt{\frac{2q+3}{4\pi} \frac{(q+1-m)!(q+1+m)!}{(2q+1)!}} (-1)^{q+1-m} u^{q+m+1} v^{q-m+1} \binom{2q+2}{q+1-m}. \quad (\text{S21})$$

GEOMETRIC QUENCH DYNAMICS

The spectral properties discussed in the main text can be conveniently probed by quenching the FQH system out of equilibrium. We consider a particular type of “geometric” quench where the isotropic FQH state evolves under unitary dynamics generated by a weakly *anisotropic* Hamiltonian [96, 97]. Anisotropy induces quadrupolar deformations of the FQH fluid, which breaks the full rotational invariance on the sphere and couples the FQH ground state with the (isotropic) $L=2$ state of the GMP mode. In the spherical geometry, quadrupolar anisotropy for bosons can be conveniently modeled by adding a small amount of the anisotropic pseudopotential $V_{0,2}$, introduced in Ref. [98]. In Fig. S2(a) we present the geometric quench dynamics for bosons at $\nu_b=1/2$ for three values of the (isotropic) short-range pseudopotential $\delta V_0=0, -0.3$ and -0.4 , approaching the FQHN transition. For all three points, we induce the dynamics by adding a fixed amount of $V_{0,2}=0.01$. The dynamics is characterized by the fidelity, $F(t)=|\langle\psi(t)|\psi(0)\rangle|^2$, where $\psi(0)$ is the initial (isotropic) FQH ground state and $|\psi(t)\rangle=\exp(-itH')|\psi(0)\rangle$ is the state after time t (we set $\hbar=1$). The prime on the Hamiltonian indicates that the interaction includes not only the modified V_0 pseudopotential but also the anisotropic component $V_{0,2}$. In all three cases, the dynamics are approximately harmonic and can be viewed as a two-level system. At the FQHN critical point itself, the harmonic dynamics are a finite-size effect that occurs due to the discreteness of the spectrum at fixed system size N .

The fidelity in Fig. S2(a) oscillates with an increasing

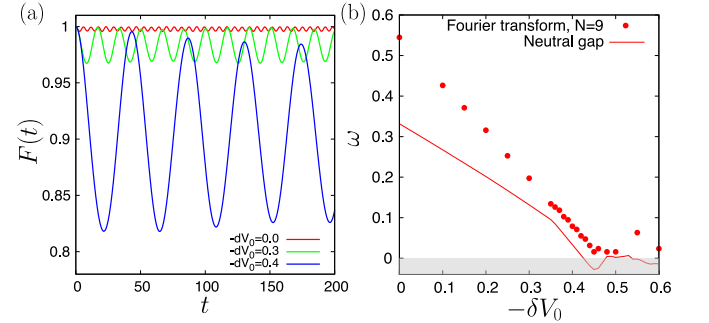


FIG. S2. Geometric quench dynamics for bosons at $\nu_b=1/2$ in the vicinity of the FQHN critical point. (a) The fidelity for the FQH ground state for three values of the added δV_0 pseudopotential (indicated in the legend). All data is for a fixed system size $N=9$ and weak anisotropy $V_{0,2}=0.01$. (b) The frequency of the oscillations in panel (a), extracted via Fourier transform and plotted as a function of δV_0 . For comparison, the line shows the neutral gap in the thermodynamic limit from the main text.

period as the FQHN point is approached. To quantify this behavior, in Fig. S2(b) we perform a Fourier transform on this data and plot the extracted frequency as a function of δV_0 . For reference, we also include the extrapolated neutral gap at $N \rightarrow \infty$ from the main text. At small values of δV_0 , i.e., deep in the Laughlin phase, the oscillation frequency is significantly higher than the neutral gap. This is because the neutral gap is determined by the lowest energy excitation, while the $L=2$ GMP state is higher in energy at the pure Coulomb point. As V_0 is reduced, the $L=2$ state becomes the lowest excited state

around $\delta V_0 \approx -0.35$, corresponding to the kink in the neutral gap curve. For $\delta V_0 \gtrsim -0.35$, the oscillation frequency is in good agreement with the neutral gap, with the small discrepancy between the two attributed to finite-size extrapolation.

COMPUTATION OF THE HALL VISCOSITY

To compute the Hall viscosity, we consider a torus defined by two sides L_1 and $L_2 = L_1 \tau$ in the complex plane, where $\tau = \tau_1 + i\tau_2$ is the modular parameter. We assume L_1 to be real and $\tau_2 > 0$. The total area is $A = L_1^2 \tau_2$. Ref. [65] has shown that the antisymmetric part of viscosity for an FQH fluid, which was named the Hall viscosity η^A , can be derived from the Berry curvature $\mathcal{F}_{\tau_1, \tau_2}$ in τ space as

$$\eta^A = -\frac{\hbar \tau_2^2}{A} \mathcal{F}_{\tau_1, \tau_2}, \quad (\text{S22})$$

where

$$\mathcal{F}_{\tau_1, \tau_2} = -2\text{Im} \left\langle \frac{\partial \Psi}{\partial \tau_1} \left| \frac{\partial \Psi}{\partial \tau_2} \right. \right\rangle \quad (\text{S23})$$

and $|\Psi\rangle$ is the incompressible FQH ground state in the torus geometry.

The Berry curvature for a single particle in the n th Landau level (with $n=0$ for LLL) is [99]

$$\mathcal{F}_{\tau_1, \tau_2} = -\frac{1}{2} \left(n + \frac{1}{2} \right) \frac{1}{\tau_2^2}. \quad (\text{S24})$$

The Hall viscosity for an integer number of n filled LLs can then be straightforwardly derived by adding the contributions of all single particles (which is valid for a Slater determinant state) to give

$$\eta_n^A = n \frac{\hbar N}{4 A}. \quad (\text{S25})$$

For FQH states, the Hall viscosity can be computed from the overlaps of the ground states with deformations of the geometry, i.e., the values of τ . Hall viscosity is expected to be quantized within a FQH phase as [68]

$$\eta^A = \mathcal{S} \frac{\hbar N}{4 A}, \quad (\text{S26})$$

where \mathcal{S} is the so-called “shift”, i.e., the offset of flux quanta needed to form a ground state on a sphere:

$$\mathcal{S} = \frac{N}{\nu} - N_\phi \quad (\text{S27})$$

where N is the electron number, N_ϕ is the flux quanta number, and ν is the filling factor. The relation Eq. (S26) has been confirmed through various calculations [67, 100–102].

The Berry curvature defined in Eq. (S23) can be calculated if the exact ground state is known. To simplify the computation, we first obtain the ground states at four different points $\tau = (\tau_1 \pm \delta_1, \tau_2 \pm \delta_2)$ using exact diagonalization. We refer to these four points $\tau (m=1, 2, 3, 4)$ in counter-clockwise order around τ . Suppose the exact ground state eigenvectors are $|u_m\rangle$, $m=1, 2, 3, 4$, respectively. The Berry curvature can be evaluated as

$$\begin{aligned} \mathcal{F}_{\tau_1, \tau_2} = & -\frac{1}{2\delta_1\delta_2} \text{Im} [\ln (\langle u_1|u_2\rangle \langle u_2|u_3\rangle \langle u_3|u_4\rangle \langle u_4|u_1\rangle)] \\ & -\frac{N}{4\tau_2^2}. \end{aligned} \quad (\text{S28})$$

This is essentially a Wilson loop calculation of the Berry phase, with the advantage that we can avoid aligning the gauge choice at different τ . The second term in Eq. (S28) accounts for the contribution from the change of the Slater determinant basis with a variation of τ , which is a constant and equivalent to the Berry curvature of the filled LLL, directly following from Eq. (S24). In the calculation presented in the main text, we chose $\tau = i$, $\delta_1 = 0.001\pi$ and $\delta_2 = 0.001$ (thus, the variation of angle is 0.001 in units of π).

CHARGE DENSITY WAVE

In the main text, we have stated, without proof, that a CDW phase is expected to occur when the interaction becomes nearly hollow core. Consequently, a melted, translationally-invariant, form of such a CDW could explain the region of our phase diagram that was identified with the FQH nematic. Here we investigate in more detail the signatures of a CDW phase on the torus geometry, fixing the rectangular unit cell and varying its aspect ratio. It has been shown that a careful analysis of the energy spectrum and properties of the ground state under such deformations of the torus can be used to identify different types of CDW ordering, including stripe phases at half filling of higher LLs [103], electron bubble phases [104], and Wigner crystals at low-filling factors [105], which can be viewed as a special case of one-electron bubbles. In Fig. S3 we perform a similar analysis for the present case of bosons at $\nu_b = 1/2$ with the Coulomb interaction softened by $\delta V_0 = -0.5$. This value of δV_0 is sufficiently large to push the system across the nematic critical point.

The low-lying energy spectra on the torus, Fig. S3(a)-(d), display significant differences across the studied system sizes $N \leq 10$. Nevertheless, as the torus aspect ratio is varied in the vicinity of the square unit cell, in all system sizes there appears a quasi-degenerate ground state manifold. The observed degeneracy is much larger than the ones found in incompressible FQH states [106]. Instead, the momenta of degenerate states form a one- or

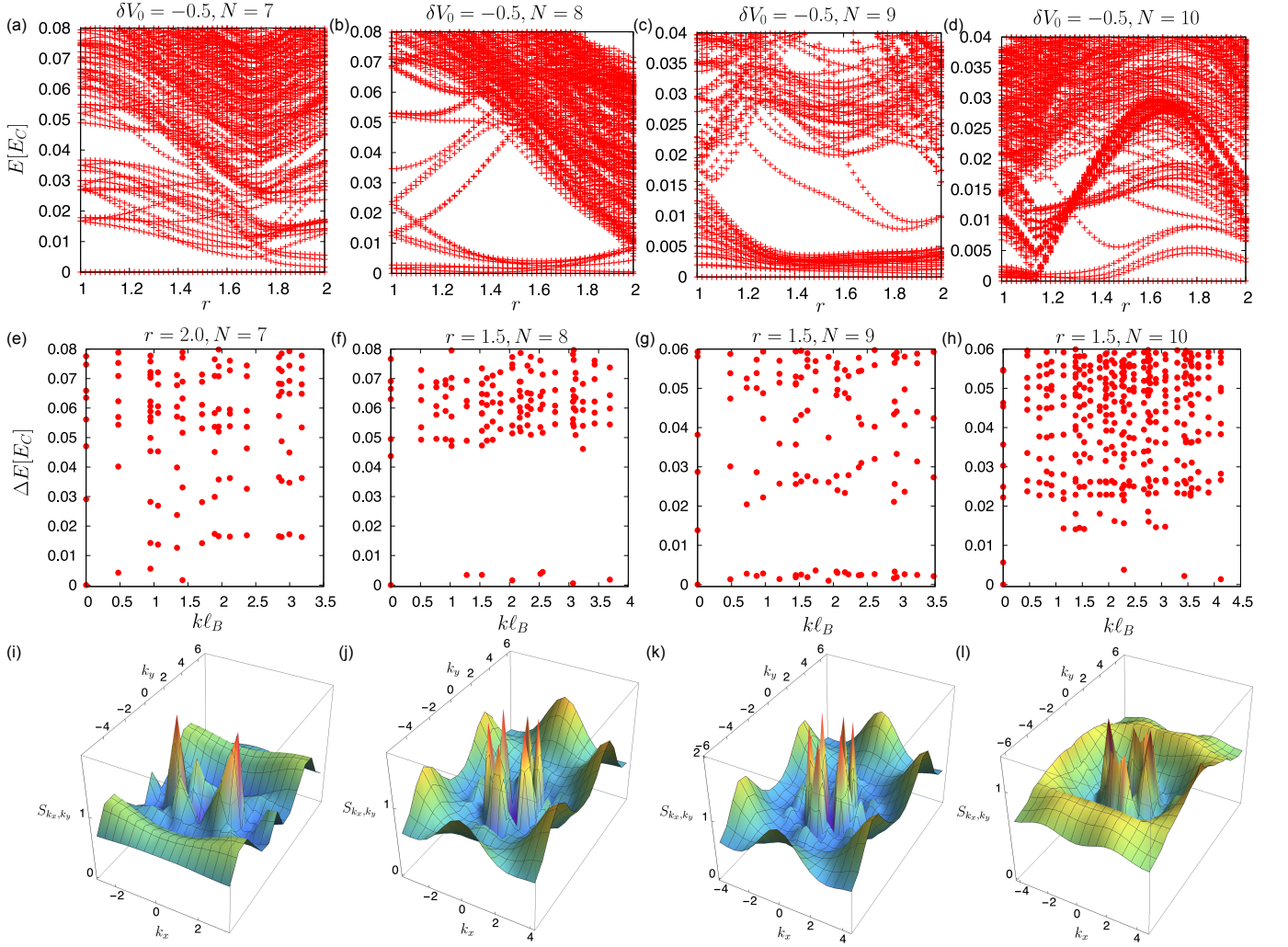


FIG. S3. (a)-(d): Energy spectra for bosons at filling factor $\nu_b=1/2$ as a function of torus aspect ratio (for a rectangular unit cell). The interaction is Coulomb with $\delta V_0=-0.5$, i.e., past the nematic critical point. Large quasi-degeneracies are visible in the ground-state manifold, which is consistent with different types of CDW (see text). (e)-(h): Momentum-resolved energy spectrum at illustrative aspect ratios $r=1.5$ (for $N=8, 9, 10$) and $r=2$ ($N=7$). The spectrum is plotted relative to the ground state in each case. (i)-(l): Guiding center structure factor S_{k_x, k_y} for one of the ground states in panels (e)-(h). In all the cases, we chose the ground state in momentum sector $(k_x=0, k_y=0)$. The distribution of momenta, belonging to the ground state multiplet, across the Brillouin zone and the profile of S_{k_x, k_y} suggest that the system realizes a stripe at $N=7$, while it is closer to a bubble phase at $N=8, 9, 10$.

two-dimensional lattice in reciprocal space. The quasi-degeneracy can be seen clearly in Figs. S3(e)-(h), which show the momentum-resolved spectra for a fixed aspect ratio that is approximately optimal for a CDW in a given finite-size system, as seen in in Figs. S3(a)-(d). For example, for $N=7$ bosons, we took the aspect ratio $r=2$ and plotted the spectrum in Fig. S3(e). The momenta of the four lowest-lying states in Fig. S3(e) form a one-dimensional array, similar to Ref. [103]. Thus, we identify this ground state as a stripe. This identification is further corroborated by evaluating the guiding-center structure factor S_{k_x, k_y} [46], which is shown in Fig. S3(i) for one of the quasi-degenerate ground states with momentum $(k_x=0, k_y=0)$. The structure factor exhibits sharp peaks

that are colinear and separated by a multiple of a fundamental vector \mathbf{k}^* , indicating CDW ordering along one spatial direction.

In larger system sizes, $N=8, 9$ in Figs. S3(f)-(g), the ground state degeneracy is larger than expected for a stripe. For example, at $N=8$ and aspect ratio $r=1.5$, the number of quasi-degenerate ground states in Fig. S3(f) is 16 and they form a two-dimensional lattice of 2-electron bubbles [104]. The corresponding structure factor of the ground state in $(k_x=0, k_y=0)$ momentum sector is shown in Fig. S3(j). The structure factor also exhibits sharp peaks but now they occur in both spatial directions. The overall shape of S_{k_x, k_y} is similar to the examples of bubble phases in the third LL given in Ref. [104].

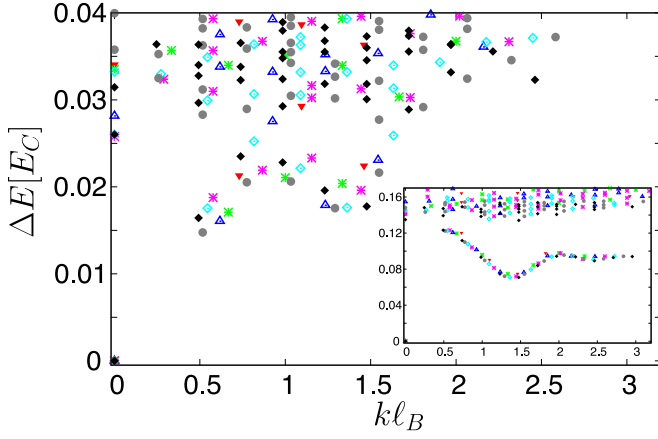


FIG. S4. Energy spectrum for fermions at $\nu=1/3$ in the LLL interacting via Coulomb interaction with added $\delta V_1 = -0.09$ pseudopotential, which pushes the system to the vicinity of the critical point. Data is for system sizes $N=6-12$. Inset shows the spectrum for the pure Coulomb potential.

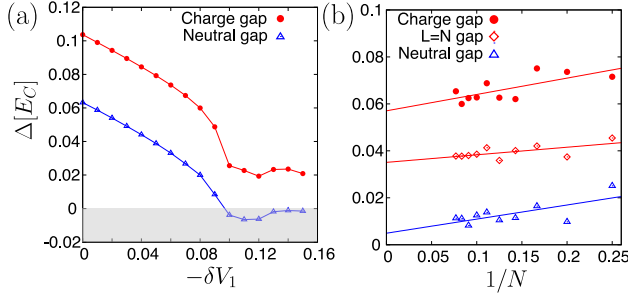


FIG. S5. (a) The LLL Coulomb neutral and charge gaps as a function of δV_1 for the fermionic $\nu=1/3$ state. (b) The gaps as a function of $1/N$ for $\delta V_1 = -0.095$ for the fermionic $\nu=1/3$ state. The finite-size effects are stronger in this case compared to bosons in the main text, as can be seen from the difference of the extrapolated charge and $L=N$ gaps. Nevertheless, the lower value of these gaps is still by a factor of 3 larger than the neutral gap, which extrapolates close to zero.

Note that system size $N=10$, shown in Fig. S3(h), differs somewhat from $N=8, 9$ by a visibly smaller ground-state degeneracy. At the same time, the structure factor shown in Fig. S3(l) is broadly similar to those at $N=8, 9$. Thus, it is possible that $N=10$ also realizes a bubble phase, but the splitting between the ground states is much larger than in $N=8, 9$. However, it is not clear at present why the splitting should be larger in this case.

In summary, Fig. S3 demonstrates that bosons at $\nu_b=1/2$ display signatures of CDW ordering once δV_0 is sufficiently reduced to cross the nematic critical point. While the nature of the CDW is hard to pinpoint due to strong finite-size fluctuations, all studied systems display large ground state quasi-degeneracy and sharp peaks in the structure factor, consistent with a CDW.

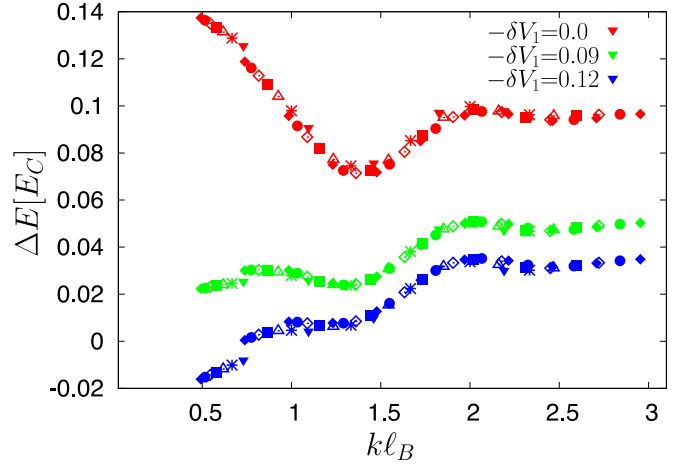


FIG. S6. Variational energies for the collective mode states for fermions at $\nu=1/3$, approximated by Jack polynomials from Ref. [70]. Data is for system sizes $N = 6-12$ and three values of δV_1 specified in the legend. We observe similar softening of the collective mode in the long-wavelength limit like in the bosonic case in the main text.

FERMIONIC LAUGHLIN STATE

In this section, we demonstrate that our results for bosons at $\nu_b=1/2$ in the main text are qualitatively similar to results for fermions at $\nu=1/3$, which is more experimentally relevant for solid-state materials. As will become apparent from the results below, the main difference is the stronger finite-size effects for fermions. This can be understood from the CF picture: the effective magnetic length for CFs is $\ell_B^* = \sqrt{2}\ell_B$ at $\nu_b=1/2$ while it is $\ell_B^* = \sqrt{3}\ell_B$ at $\nu=1/3$. Thus, the quasiparticles have larger sizes in the $1/3$ state compared to $1/2$, requiring larger systems to minimize the finite-size effects.

In Fig. S4 we show the exact spectrum of the LLL-projected Coulomb interaction for fermions at $\nu=1/3$ as the interaction is softened by $\delta V_1 = -0.09$. By contrast, the inset to Fig. S4 shows the spectrum of the pure Coulomb interaction. Compared to the bosonic spectra in the main text the key difference is a more pronounced magnetoroton minimum for the case of pure Coulomb interaction in the fermionic case. Nevertheless, the softening of the interaction similarly leads to the collective mode going soft in the $k \rightarrow 0$ limit, though stronger finite-size effects are present in the fermionic case as seen in the spreading of the data points in Fig. S4.

The behavior of the extrapolated charge and neutral gaps for fermions at $\nu=1/3$ is shown in Fig. S5(a)-(b), respectively. The qualitative behavior of the gaps is similar to the bosonic case in the main text. The neutral gap closes at about $\delta V_1 \approx -0.095$. At the same point, the charge gap remains open and hovers around $0.02E_C$ upon further reduction of V_1 . Once again, the stronger finite-size effects compared to the bosonic case are also present

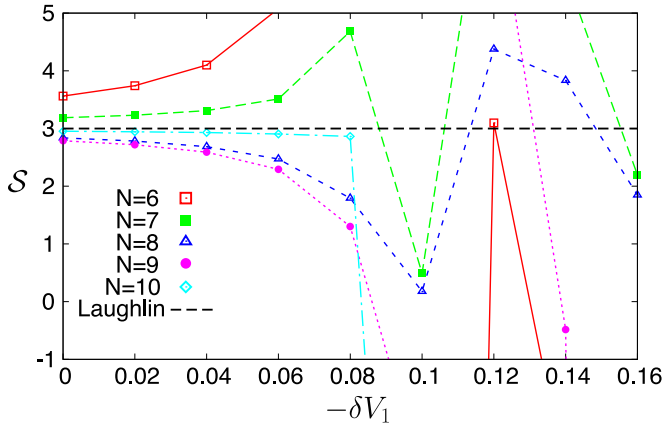


FIG. S7. The shift extracted from the Hall viscosity η^A for fermions at $\nu=1/3$ on the torus in the vicinity of the square aspect ratio. In the gapped FQH phase, the shift is quantized to the value expected in the Laughlin state, $S=3$, similar to the bosonic case in the main text. As the FQHN critical point is approached, large fluctuations in S appear and its value is no longer quantized.

in the gap extrapolations in Fig. S5(b). In particular, the charge gap and $L=N$ gap do not extrapolate to the same value as they do for the bosonic case in the main text. Nevertheless, both gaps remain by at least a factor of 3 larger than the extrapolated neutral gap at the FQHN transition ($\delta V_1 = -0.095$).

Finally, the behavior of the Hall viscosity for fermions at $\nu=1/3$ in Fig. S7 largely mirrors that of the bosonic case. Here the stronger finite-size effect is particularly clear, even deep within the Laughlin phase ($\delta V_1 \geq -0.1$). In fact, even at $\delta V_1 = 0$, the extracted shift shows a visible deviation from the Laughlin $S=3$ in smaller system sizes $N \leq 9$, for which it was essentially converged in the bosonic case.