

Planet Occurrence: Doppler and Transit Surveys

Joshua N. Winn^a and Erik Petigura^b

Abstract Prior to the 1990s, speculations about the occurrence of planets around other stars were based only on planet formation theory, observations of circumstellar disks, and the knowledge that at least one seemingly ordinary star is the host of four terrestrial planets, two gas giants, and two ice giants. Since then, Doppler and transit surveys have been exploring the population of planets around other Sun-like stars, especially those with orbital periods shorter than a few years. Over the last decade, these surveys have risen to new heights with Doppler spectrographs with a precision better than 1 m s^{-1} precision, and space telescopes capable of detecting the transits of Earth-sized planets. This article is a brief introductory review of the knowledge of planet occurrence that has been gained from these surveys.

Introduction

If, in some cataclysm, all our knowledge about exoplanets from Doppler and transit surveys were to be destroyed, and only one brief sentence passed on to the next generation of astronomers, what statement would contain the most helpful information?¹ Here is one possibility:

At least a third of Sun-like stars have several Earth-to-Neptune-sized planets – and a tenth have giant planets – orbiting between 0.05 and 1 AU.

If we could preserve a mathematical function instead of a sentence, we might choose

$$\frac{dn}{d \log P} \approx C P^\beta \left[1 - e^{-(P/P_0)^\gamma} \right], \quad (1)$$

^aPrinceton University, Princeton, NJ, USA e-mail: jnwinn@princeton.edu,

^bUniversity of California, Los Angeles, CA, USA e-mail: petigura@astro.ucla.edu

¹ Adapted from book I, chapter 1, verse 2 of Feynman (1963).

along with the values of the constants C , β , γ , and P_0 that apply to planets of different sizes (Howard et al. 2012). When integrated from $\log P_1$ to $\log P_2$, this function gives the average number of planets per star having orbital periods between P_1 and P_2 . The function is an example of an *occurrence rate density*, in which the average number of planets per star (n , the *occurrence rate*) is differentiated with respect to chosen characteristics of the system (making it a *density*).

Even more helpful to astronomers starting from scratch would be a computer program that produces random realizations of the key properties of planetary systems that are statistically consistent with everything we have learned from our surveys (see, e.g., He et al. 2019). Ideally, such a “generative model” would include planetary properties besides P such as planetary mass and orbital eccentricity, as well as stellar properties like mass, metallicity, and age. The model would also take into account that the occurrence of one type of planet depends on the properties of the other planets in the system, i.e., it would incorporate *conditional* occurrence rates.

Transmitted in any of these forms to our descendants, the occurrence information would dispel any prejudice that all planetary systems should resemble the Solar System, help them design their instruments to detect exoplanets, and inspire their theories for planet formation. However, the real point of this thought experiment is to convey that *occurrence* is a topic of central importance in exoplanetary science and that it can be treated at many levels of sophistication. The subject of this introductory review is the knowledge we have gained about planet occurrence from Doppler and transit surveys. The details of the Doppler and transit techniques themselves are left for other reviews, such as those by Lovis and Fischer (2010), Winn (2010), and Wright (2018). Here, we will simply remind ourselves of the key properties of the Doppler and transit signals:

$$K = \frac{0.64 \text{ m s}^{-1}}{\sqrt{1-e^2}} \left(\frac{P}{1 \text{ day}} \right)^{-1/3} \frac{(M/M_{\oplus}) \sin I}{(M_{\star}/M_{\odot})^{2/3}}, \quad (2)$$

$$\delta \approx 8.4 \times 10^{-5} \left(\frac{R/R_{\star}}{R_{\oplus}/R_{\odot}} \right)^2, \quad p_{\text{tra}} = \frac{0.0046}{1-e^2} \left(\frac{R_{\star}/a}{R_{\odot}/1 \text{ AU}} \right) \quad (3)$$

where K is the radial-velocity semi-amplitude; δ is the fractional loss of light during transits; p_{tra} is the probability for a randomly-oriented orbit to exhibit transits; a , P , e , and I are the orbital semi-major axis, period, eccentricity, and inclination; M and R are the mass and radius of the planet, and M_{\star} and R_{\star} are those of the star.

The next section describes methods for occurrence calculations and is followed by two sections on the results. Because the surveys have revealed major differences in occurrence between giant planets and small planets, with a dividing line just above $4 R_{\oplus}$ or $20 M_{\oplus}$, the results for small planets and giant planets are presented separately. After that comes a review of what is known about other types of stars, and a discussion of future prospects.

Methods

Life would be simple if planets came in only one type and we could detect them unerringly. We would search N stars, detect N_{det} planets, and conclude that the occurrence rate is $n \approx N_{\text{det}}/N$, with an uncertainty dictated by counting statistics. Unfortunately, detection is not assured: small signals can be lost in the noise. If the detection probability p_{det} were the same for every star that was searched, then effectively we would only have searched $N_{\text{eff}} = p_{\text{det}}N$ stars, and the estimated occurrence rate would be $n \approx N_{\text{det}}/(p_{\text{det}}N)$.

In reality, p_{det} depends strongly on the characteristics of the star and planet (see Figure 1). Detection is easier for brighter stars, shorter orbital periods, and larger and more massive planets. For this reason we need to group the planets according to orbital period and other salient characteristics for detection: the radius R for transit surveys and the minimum mass M for Doppler surveys. Actually, for Doppler surveys the observable quantity is $M \sin I$ rather than M , but this is a minor issue for occurrence studies if we are willing to assume that planetary systems are oriented randomly relative to our line of sight, implying $\langle \sin I \rangle = \pi/4$. Transit surveys have a more serious complication: most planets produce no signals at all, because I needs to be very close to 90° for transits to occur. With this consideration in mind, our estimates for the occurrence rate become

$$n_i \approx \frac{N_{\text{det},i}}{N_{\text{eff},i}} \text{ where } N_{\text{eff},i} = \begin{cases} \sum_{j=1}^N p_{\text{det},ij} & \text{for Doppler surveys, and} \\ \sum_{j=1}^N p_{\text{det},ij} \times p_{\text{tra},ij} & \text{for transit surveys,} \end{cases} \quad (4)$$

where the index i refers to a group of planets sharing similar characteristics, and the index j specifies the star that was searched.

This conceptually simple method has been the basis of many investigations. The results of Doppler surveys are sometimes presented as a matrix of occurrence rates for rectangular bins in the space of $\log M$ and $\log P$ (e.g., Figure 1 of Howard et al. 2010). For transit surveys, the bins are in the space of $\log R$ and $\log P$ (e.g., Figure 4 of Howard et al. 2012). Ideally, the bins should be large enough to contain many detected planets, and yet small enough that the occurrence rate density and the effective number of searchable stars do not vary too much across the bin. When the number of detected planets in each bin is modeled as a Poisson random variable, the maximum-likelihood estimate of the occurrence rate in each bin is $n_i = N_{\text{det},i}/N_{\text{eff},i}$ (Tabachnik and Tremaine 2002). More careful handling is needed when there are substantial uncertainties in $N_{\text{det},i}$ arising from uncertainties in the relevant planetary and stellar characteristics (Foreman-Mackey et al. 2014).

Another approach is to posit a parameterized function for the occurrence rate density, such as Equation 1, but often in two or more dimensions. For example, Doppler surveyors have often chosen a double power law in mass and period:

$$\frac{\partial^2 n}{\partial \log M \partial \log P} = C M^\alpha P^\beta, \quad (5)$$

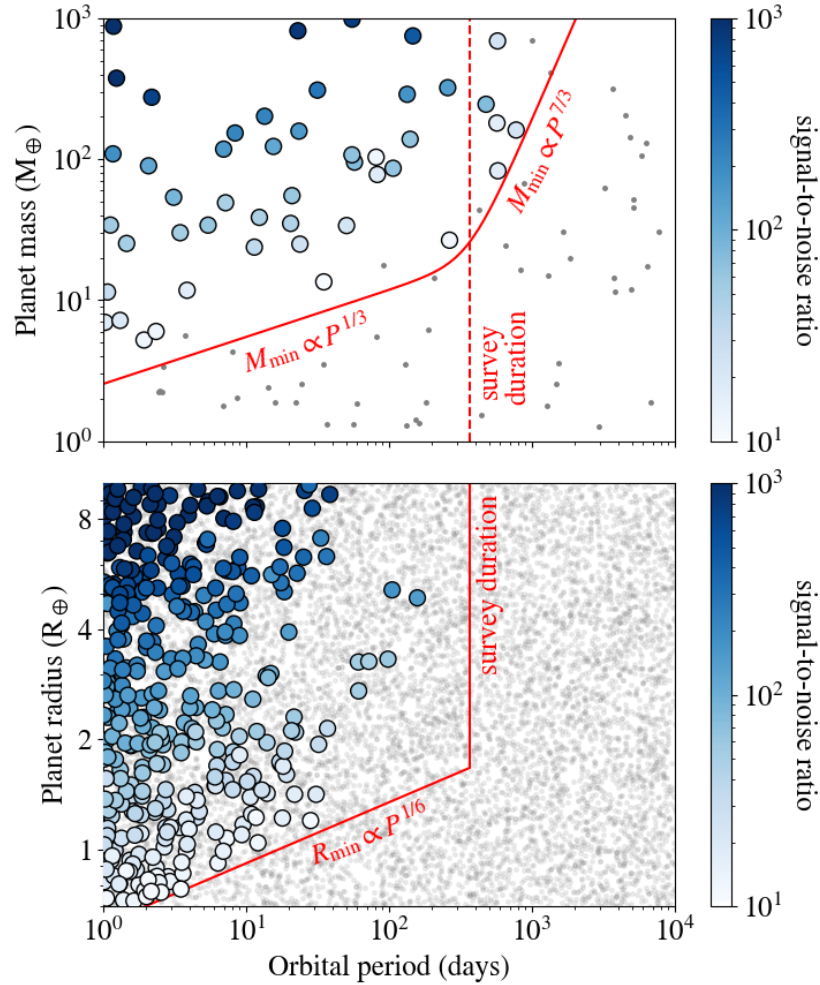


Fig. 1 Idealized Doppler and transit surveys. The top panel shows the results of a Doppler survey in which 100 Sun-like stars are each observed 50 times over one year with 1 m s^{-1} precision. The bottom panel shows the results of a transit survey in which 10^4 stars are observed continuously for a year with a photometric precision corresponding to 3×10^{-5} per 6 hours of data. Each star is assumed to have one planet on a randomly-oriented circular orbit, with random properties drawn from log-uniform distributions between the plotted limits. Colored points are planets detected with a signal-to-noise ratio (SNR) exceeding 10. Gray points are undetected planets. In the Doppler survey, the threshold mass scales as $P^{1/3}$ for periods shorter than the survey duration. For longer periods, the threshold mass increases more rapidly, with an exponent depending on the desired false-alarm probability (Cumming 2004). The transit survey includes more stars, because they can be monitored simultaneously, but detects a smaller fraction of the planets and is more strongly biased toward short periods. For periods shorter than survey duration, the threshold radius varies as $P^{1/6}$ (Pepper et al. 2003). For longer periods it is impossible to observe more than one transit, making any detections more ambiguous.

where C , α , and β are constants that are estimated by maximizing the likelihood of drawing planets from the distribution that match the number and characteristics of the detected planets. For details on this approach, see Tabachnik and Tremaine (2002), Cumming et al. (2008), and Youdin (2011). Subsequent authors have increased the level of sophistication by applying methods from Bayesian hierarchical inference (Foreman-Mackey et al. 2014), and “likelihood-free” approximate Bayesian computation (Hsu et al. 2018).

Most studies report the occurrence rate density as a function of the properties of a planet, regardless of any other planets in the system. More difficult is quantifying the *multiplicity* of planetary systems, the number of planets that orbit together around the same star. For Doppler surveys, one problem is that the star is pulled by all the planets simultaneously. As a result, the detection probability for a given planet depends on the properties of any other planets — especially their periods — and on the time sampling and total timespan of the Doppler observations. For transit surveys, the detectability of one planet is nearly independent of any others because transits only rarely overlap (Zink et al. 2019). Instead, the main problem is a degeneracy between multiplicity and the mutual inclinations between orbits. A star with only one detected transiting planet might lack additional planets, or it might have several planets only one of which happens to transit. This degeneracy can be broken — with difficulty — by modeling transit durations (He et al. 2019) or transit-timing variations (Zhu et al. 2018), or by combining the results of a transit survey with a Doppler survey of similar stars (Tremaine and Dong 2012; Figueira et al. 2012).

Doppler surveys have discovered on the order of 10^3 planets. Among the most informative surveys for planet occurrence were based on observations with the High Resolution Echelle Spectrometer (HIRES) on the Keck I 10-meter telescope (Cumming et al. 2008; Howard et al. 2010) and the High Accuracy Radial-velocity Planet Searcher (HARPS) on the La Silla 3.6-meter telescope (Mayor et al. 2011; Fernandes et al. 2019). Each instrument was used to monitor ≈ 500 stars for about a decade, with a precision of a few meters per second. Additional information comes from a few lower-precision and longer-duration surveys (see, e.g., Lovis and Fischer 2010). Another valuable resource is the California Legacy Survey (CLS; Rosenthal et al. 2021), a meta-survey of 718 stars based on $\sim 10^5$ archival Doppler measurements spanning several decades.

For transits, surveys with ground-based telescopes have discovered several hundred planets, but they are not often used for occurrence studies because the limitations of ground-based data make it difficult to characterize the sample of searchable stars and calculate the detection probabilities. Instead, our most important resources are the NASA space-based surveys Kepler, K2, and the Transiting Exoplanet Survey Satellite (TESS). Kepler used a 1-meter space telescope to measure the brightness of about 150,000 stars from 2009 to 2013 (Borucki 2016). The typical photometric precision over a 6-hour time interval was on the order of 10^{-4} , which was sufficient to detect about 4,000 planets (Lissauer et al. 2023). K2 used the same telescope to survey 19 fields along the ecliptic in 80-day increments from 2014 to 2018 (Howell et al. 2014). Since 2018, TESS has been surveying the entire sky in month-long campaigns with four 0.1-meter cameras (Ricker et al. 2015). Although K2 and TESS

data have been used to discover several thousand planets and planet candidates, the Kepler mission was more sensitive to planets with longer periods and smaller sizes. Therefore, our knowledge of transiting planet demographics is still anchored by Kepler, with K2 and TESS providing supplementary information by searching stars with a wider variety of masses, ages, and locations within the galaxy.

Giant planets

Overall occurrence For giant planets, some key references are Fulton et al. (2021), who computed planet occurrence based on the CLS, Wittenmyer et al. (2020), who did the same for the 18-year Anglo-Australian Planet Search, Santerne et al. (2016) and Petigura et al. (2018), who used the Kepler transit survey, and Fernandes et al. (2019), who combined the Doppler results of Mayor et al. (2011) and the Kepler results of Santerne et al. (2016). Although these studies differ in detail, their overall message is that approximately one-tenth of Sun-like stars have giant planets with orbital distances smaller than 1 AU. For orbital distances from 1–10 AU, the fraction rises to about one-third, and there is tentative evidence that $dn/d\log a$ has a broad peak centered at about 3 AU (see Figure 2). This peak might be related to the location of the “snow line” in protoplanetary disks, which plays an important role in the theory of giant-planet formation via core accretion; beyond this line it is cold enough for water to freeze, increasing the mass of solid material that is available to help a growing planet achieve the critical mass for runaway gas accretion (Pollack et al. 1996; Lecar et al. 2006). For periods shorter than a few years, the distribution of planet masses, $dn/d\log M$, appears to be roughly constant between about 30 and 1,000 M_{\oplus} (Fernandes et al. 2019; Fulton et al. 2021).

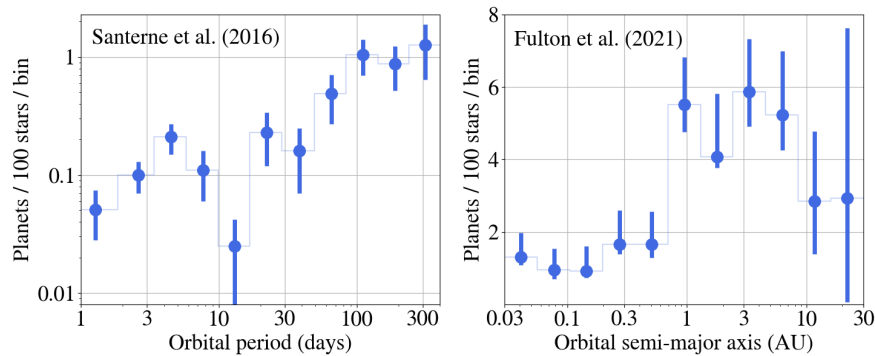


Fig. 2 Occurrence rate density of giant planets, expressed as the average number of planets per 100 stars within each bin of either period (left) or semi-major axis (right). The data at left were derived from the Kepler transit survey by Santerne et al. (2016). The data at right were derived from the Doppler-based California Legacy Survey by Fulton et al. (2021).

Metallicity The earliest Doppler surveys found the occurrence of giant planets to be associated with a high heavy-element abundance of the host star (Gonzalez 1997). Fischer and Valenti (2005) found $dn/dZ \propto Z^2$, where Z is the mass fraction of “metals” (elements heavier than helium). Another valid description of the data is that giant-planet occurrence is low and independent of metallicity for $Z \lesssim Z_{\odot}$, and rises steeply with metallicity for $Z \gtrsim Z_{\odot}$ (Santos et al. 2003; Fulton et al. 2021).

This “metallicity effect” is widely interpreted as supporting evidence for the core accretion theory of giant planet formation. The logic is that the rapid assembly of a massive solid core — an essential step in the theory — is easier to achieve in a metal-rich protoplanetary disk. Santos et al. (2017) found the occurrence of companions more massive than $4 M_{\text{Jup}}$ to be independent of metallicity and suggested that such objects form by gravitational instability rather than core accretion. Schlaufman (2018) reached a similar conclusion and went so far as to say that companions more massive than $10 M_{\text{Jup}}$ should not be considered planets. Complicating the interpretation, Buchhave et al. (2018) found that giant planets with $a \gtrsim 2$ AU and low eccentricities are not preferentially found around high-metallicity stars, suggesting that the metallicity effect is related to giant-planet *migration* rather than *formation*.

Hot Jupiters Easy to detect, but intrinsically rare, hot Jupiters have an occurrence rate of 0.5–1% for periods between 1 and 10 days. They are even rarer for periods shorter than one day (Howard et al. 2012; Sanchis-Ojeda et al. 2014). There is a 3σ discrepancy between the rate of 0.8–1.2% measured in Doppler surveys (Wright et al. 2012; Mayor et al. 2011) and 0.6% measured using Kepler data (Howard et al. 2012; Petigura et al. 2018). This is despite the similar metallicity distributions of the stars that were searched (Guo et al. 2017). While we should never lose too much sleep over 3σ discrepancies, an interesting explanation was offered by Moe and Kratter (2021): giant planet formation is suppressed in binary star systems with separations less than about 10 AU. Transit surveys include many such close binaries in their search samples (Bouma et al. 2018), but Doppler surveys generally exclude them, which could boost the inferred occurrence of hot Jupiters in Doppler surveys by a factor of 1.5–2.

Conditional occurrence rates Given the existence of a close-orbiting giant planet, what is the chance of finding another planet around the same star? Many authors have attempted to measure such conditional occurrence rates because they might provide clues about the formation and evolution of giant planets. For example, Huang et al. (2016) used Kepler data to show that hot Jupiters ($P = 1\text{--}10$ days) are “lonelier” than warm Jupiters (10–100 days), in that they have a lower occurrence rate of companions with periods shorter than 50 days and radii larger than $2 R_{\oplus}$. However, hot and warm Jupiters have similar occurrence rates of more distant giant planets (Schlaufman and Winn 2016; Bryan et al. 2016; Zink and Howard 2023). These results suggest that the formation of a hot Jupiter involves events that destroy or suppress the formation of any other planets within ≈ 0.5 AU, as expected in the theory of high-eccentricity migration (Rasio and Ford 1996).

Other properties The giant-planet population is distinguished by other features. Their orbital eccentricities range from zero to nearly unity with a mean value of about 0.3 (Kipping 2013). Their occurrence seems to fall precipitously for masses above $\approx 10 M_{\text{Jup}}$, at least for orbital distances smaller than a few AU. Because of this low occurrence, the mass range from $10\text{--}80 M_{\text{Jup}}$ is often called the “brown dwarf desert” (Grether and Lineweaver 2006; Sahlmann et al. 2011; Santerne et al. 2016; Triaud et al. 2017). Occasionally, we find two giant planets in a mean-motion resonance (Wright et al. 2011). The rotation of the star can be grossly misaligned with the orbit of the planet, especially if the star is more massive than about $1.2 M_{\odot}$ (Albrecht et al. 2022).

Smaller planets

Overall occurrence At least a third of Sun-like stars have “miniature Solar Systems” consisting of several planets with periods shorter than a year and sizes in between those of Earth and Neptune. Planet formation theories generally did not predict this profusion of close-orbiting planets. Indeed, some of the most detailed theories predicted that such planets would be especially rare (Ida and Lin 2008). Their surprisingly high abundance led to new theories in which small planets can form in short-period orbits, rather than forming farther away from the star and migrating inward (see, e.g., Hansen and Murray 2012; Chiang and Laughlin 2013).

Doppler surveys provided our first glimpse at this population of planets. For periods shorter than 50 days and masses between 3 and $30 M_{\oplus}$, two independent Doppler surveys found the occurrence rate to be $(15 \pm 5)\%$ (Howard et al. 2010) and $(27 \pm 5)\%$ (Mayor et al. 2011). Soon after, the Kepler mission revealed this population in more vivid detail (Howard et al. 2012). For example, Zhu et al. (2018) used Kepler data to show that $(30 \pm 3)\%$ of Sun-like stars harbor several planets with periods shorter than 400 days and sizes between 1 and $4 R_{\oplus}$. Any association between their occurrence and the metallicity of the host star is weaker than for giant planets (Buchhave et al. 2012; Mulders et al. 2016; Winn et al. 2017; Wilson et al. 2018; Petigura et al. 2018).

Size and period Within the innermost AU of planetary systems, planets with sizes between 1 and $4 R_{\oplus}$ are about an order of magnitude more abundant than planets with sizes between 4 and $16 R_{\oplus}$. The occurrence rate density $dn/d \log P$ of $1\text{--}4 R_{\oplus}$ planets rises with period out to about 10 days and is nearly flat between 10–400 days. The left panel of Figure 3 shows the occurrence rate densities derived by Petigura et al. (2018) using Kepler data, for two different size categories.

Orbital spacings As noted above, small planets frequently occur in closely-spaced systems. Zhu et al. (2018) found the typical system to consist of three planets having periods shorter than 400 days. The ratios of orbital periods between adjacent planets tend to be in the range between 1.5 and 5 (Fabrycky et al. 2014). With reference to the mutual Hill radius (relevant to dynamical stability),

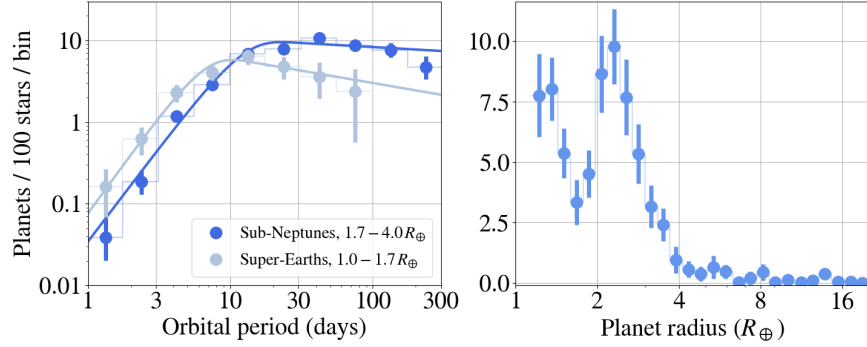


Fig. 3 Occurrence rate density of small planets, expressed as the average number of planets per 100 stars within each bin of either period (left) or radius (right). The period distributions are from Petigura et al. (2018), with best-fit functions of the form given by Equation 1. The radius distribution is from Fulton et al. (2021) and refers to planets with periods shorter than 100 days. The dip at $1.7 R_{\oplus}$ appears to separate solid “super-Earths” from gas-sheathed “sub-Neptunes”.

$$a_{\text{H}} \equiv \left(\frac{M_{\text{in}} + M_{\text{out}}}{3M_{\star}} \right)^{1/3} \left(\frac{a_{\text{in}} + a_{\text{out}}}{2} \right), \quad (6)$$

the typical spacing is $10\text{--}30 a_{\text{H}}$ (Fang and Margot 2013). At the lower end of this distribution, the systems flirt with instability (Deck et al. 2012; Pu and Wu 2015). A few percent of the Kepler systems are in or near mean-motion resonances, suggesting that the orbits have been sculpted by planet-disk gravitational interactions. Resonant and near-resonant systems offer the gift of transit-timing variations (TTVs), the observable manifestations of planet-planet gravitational interactions. In some cases, modeling the TTVs leads to precise constraints on planet masses, eccentricities, and inclinations (see, e.g., Carter et al. 2012 and Agol et al. 2021), although there are often degeneracies between these quantities (Lithwick et al. 2012). Analyses of TTVs, and other lines of evidence, have shown that the compact multiple-planet systems tend to have orbits that are nearly circular (Hadden and Lithwick 2014; Xie et al. 2016; Van Eylen and Albrecht 2015) and coplanar (Fabrycky et al. 2014).

Radius gap For planets with periods shorter than 100 days, the occurrence rate density $dn/d \log R$ shows a dip centered at $R \approx 1.7 R_{\oplus}$ (Fulton et al. 2017; Van Eylen et al. 2017, see the right panel of Figure 3). The location of this dip is often used as the dividing line between “super-Earths” and “sub-Neptunes”. Super-Earths tend to have overall densities consistent with rocky planets. Sub-Neptunes tend to have lower densities, suggestive of a rocky planet with an outer layer of hydrogen-helium gas constituting a few percent of the total mass. Possibly, super-Earths are sub-Neptunes that lost their atmospheres due to the host star’s high-energy radiation (Owen and Wu 2013; Lopez and Fortney 2013) or the gradual leakage of the rocky planet’s heat of formation (Ginzburg et al. 2018).

Hot Neptunes Both Doppler and transit surveys found a very low occurrence rate for planets with periods shorter than a few days and sizes between 2 and 6 R_{\oplus} or masses between 10 and 100 M_{\oplus} (Szabó and Kiss 2011; Mazeh et al. 2016). This “hot Neptune desert” may be another consequence of atmospheric erosion. Those few hot Neptunes that do exist are strongly associated with metal-rich stars and tend to have planetary companions in closely-spaced coplanar orbits, making them similar to giant planets and unlike smaller planets (Dong et al. 2018).

Conditional occurrence rates Two super-Earths or two sub-Neptunes orbiting the same star tend to have more similar sizes than two planets of the same category drawn from the entire collection of planetary systems. Their similar sizes (and regular spacings) cause planets within a given system to resemble “peas in a pod” (Weiss et al. 2018; Millholland and Winn 2021). It seems logical that planets forming in a similar environment should resemble each other; for more on this phenomenon and its interpretation, see Weiss et al. (2023).

Another interesting conditional occurrence rate is that of distant giant planets around stars that harbor short-period super-Earths and sub-Neptunes. By combining the results of Doppler and transit surveys, Zhu and Wu (2018) found that the existence of a compact inner system boosts the odds of finding a giant planet with a period of a few years from about 10% to 30%. Similar results were obtained by Bryan et al. (2019). Complicating the situation, Rosenthal et al. (2022) found evidence for a weaker boost and Bonomo et al. (2023) found no evidence for any boost, seemingly contradicting the earlier results. A possible resolution is that the boost is specific to metal-rich stars (Zhu 2023).

Earth-like planets A goal with broad appeal is measuring the occurrence rate of Earth-sized planets orbiting Sun-like stars within the “habitable zone”, the range of distances from the star where the surface temperature of a rocky planet could plausibly allow for oceans of liquid water. The Kepler mission provided the best available data for this purpose. However, even Kepler was barely sensitive to such planets. The number of detections was on the order of 1–10, depending on the definitions of “Earth-sized”, “Sun-like” and “habitable zone”. The desired quantity can be written

$$\eta_{\oplus} \equiv \int_{R_{\min}}^{R_{\max}} \int_{S_{\min}}^{S_{\max}} \frac{\partial^2 n}{\partial \log S \partial \log R} d \log S d \log R, \quad (7)$$

where S is the flux the planet receives from the star, and the integration limits are chosen to select planets likely to have a solid surface with a temperature and pressure suitable for liquid water (Kasting et al. 2014; Kopparapu et al. 2014).

The Kepler team published a series of papers reporting steady advances in quantifying the efficiency of planet detection, eliminating false positives, understanding instrumental artifacts, and improving the characterization of the stars that were searched. The most recent study, by Bryson et al. (2021), summarized previous work on this topic and found η_{\oplus} to be between $0.37_{-0.21}^{+0.48}$ and $0.88_{-0.51}^{+1.28}$. These two estimates are based on different assumptions made in extrapolating the occurrence rate from larger planets and shorter periods.

Other types of stars

Almost all of the preceding results pertain to main-sequence stars with masses between 0.5 and $1.2 M_{\odot}$, i.e., spectral types from late K to late F. Stars with masses between 0.1 and $0.5 M_{\odot}$, the M dwarfs, are not as thoroughly explored, especially near the low end of the mass range. However these stars are very attractive for planet surveys. Their small masses and sizes lead to larger Doppler and transit signals, all other things being equal. Furthermore, planets in the habitable zones of M dwarfs have short orbital periods that make transits more likely and are convenient for observers (Gould et al. 2003; Nutzman and Charbonneau 2008).

The occurrence rate of giant planets with $a \lesssim 1$ AU is lower around M dwarfs than FGK dwarfs by at least a factor of a few (Endl et al. 2006; Cumming et al. 2008; Johnson et al. 2010b; Bonfils et al. 2013; Bryant et al. 2023; Gan et al. 2023). On the other hand, super-Earths and sub-Neptunes with $a \lesssim 1$ AU are several times *more* common around M dwarfs than FGK dwarfs (Howard et al. 2012; Mulders et al. 2015; Dressing and Charbonneau 2015). An implication is that the nearest habitable-zone planets are probably around M dwarfs, and indeed, Doppler surveys have turned up two potentially habitable planets around very nearby M dwarfs: Proxima Cen (1.3 pc, Anglada-Escudé et al. 2016) and Ross 128 (also known as Proxima Vir; 3.4 pc, Bonfils et al. 2018). As is the case for FGK dwarfs, the small planets around M dwarfs are often organized into compact systems of multiple planets (Muirhead et al. 2015; Gaidos et al. 2016; Ballard and Johnson 2016). There is also evidence that the planet population around M dwarfs exhibit both the hot Neptune desert and the radius gap (Hirano et al. 2017), although the nature of the planets above and below the radius gap is debated. Luque and Pallé (2022) argued that the sub-Neptunes around M dwarfs are not gas-ensheathed rocky planets, but are instead “water worlds” with a high abundance of volatile elements, while Rogers et al. (2023) argued that there is not yet conclusive evidence for a population of water worlds.

Beyond the scope of this review, but nevertheless fascinating, are the occurrence rates that have been measured in Doppler and transit surveys of other types of stars: A stars (Zhou et al. 2019; Beleznyay and Kunimoto 2022), evolved stars (Johnson et al. 2010a; Reffert et al. 2015), stars in open clusters (Mann et al. 2017; Christiansen et al. 2023) and globular clusters (Gilliland et al. 2000; Masuda and Winn 2017), binary stars (Armstrong et al. 2014), brown dwarfs (He et al. 2017), thick-disk and halo stars (Zink et al. 2023), and white dwarfs (Fulton et al. 2014; van Sluijs and Van Eylen 2018). Even neutron stars have been surveyed, using the Doppler-like technique of pulsar timing (Kerr et al. 2015; Behrens et al. 2020; Nişu et al. 2022).

Future Prospects

Improving upon the state of the art in Doppler and transit surveys will not be easy, but efforts are underway. Surveys of M dwarfs are being conducted with stabilized high-resolution infrared spectrographs, a relatively new technological development (see, e.g., Mahadevan et al. 2012; Sabotta et al. 2021). With a new generation of optical Doppler spectrographs, such as MAROON-X (Seifahrt et al. 2016), ESPRESSO (Pepe et al. 2021), EXPRES (Jurgenson et al. 2016), KPF (Gibson et al. 2020), and the planned HARPS3 (Thompson et al. 2016) and G-CLEF (Szentgyorgyi et al. 2018), it might be possible to detect Earth-mass planets with orbital periods approaching a year. In addition to finding potentially habitable planets, the results from these facilities will provide more overlap between Doppler-based occurrence measurements as a function of mass and transit-based occurrence measurements as a function of radius. This combination will improve our understanding of the compositions of small planets, the eccentricities of their orbits, and the mutual inclinations between their orbital planes.

Meanwhile, the PLATO mission Rauer et al. (2016)] is scheduled for launch in 2026 by the European Space Agency. PLATO will perform a transit survey using 26×0.2 m optical telescopes with an combined instantaneous field of view of about 2,300 square degrees. The current plan is to monitor two fields for two years each, with a top-level goal of finding ~ 10 habitable-zone Earth-sized planets around Sun-like stars. A China-based collaboration is proposing a space-based transit survey called Earth 2.0 (Ge et al. 2022) that would monitor a field that encompasses the original Kepler field.

In the years to come, the domains of all the planet detection techniques — including astrometry, gravitational microlensing, and direct imaging — will begin overlapping. Some efforts have already been made to determine occurrence rate densities based on data from different techniques (see, e.g. Montet et al. 2014; Clanton and Gaudi 2016). We can look forward to a more holistic view of the occurrence of planets around other stars, barring any civilization-ending cataclysm.

References

- Agol E, Dorn C, Grimm SL et al. (2021) Refining the Transit-timing and Photometric Analysis of TRAPPIST-1: Masses, Radii, Densities, Dynamics, and Ephemerides. *Planetary Science Journal* 2(1):1
- Albrecht SH, Dawson RI Winn JN (2022) Stellar Obliquities in Exoplanetary Systems. *PASP*134(1038):082001
- Anglada-Escudé G, Amado PJ, Barnes J et al. (2016) A terrestrial planet candidate in a temperate orbit around Proxima Centauri. *Nature*536:437–440
- Armstrong DJ, Osborn HP, Brown DJA et al. (2014) On the abundance of circumbinary planets. *MNRAS*444:1873–1883
- Ballard S Johnson JA (2016) The Kepler Dichotomy among the M Dwarfs: Half of Systems Contain Five or More Coplanar Planets. *ApJ*816:66

- Behrens EA, Ransom SM, Madison DR et al. (2020) The NANOGrav 11 yr Data Set: Constraints on Planetary Masses Around 45 Millisecond Pulsars. *ApJ*893(1):L8
- Beleznay M, Kunimoto M (2022) Exploring the dependence of hot Jupiter occurrence rates on stellar mass with TESS. *MNRAS*516(1):75–83
- Bonfils X, Delfosse X, Udry S et al. (2013) The HARPS search for southern extra-solar planets. XXXI. The M-dwarf sample. *A&A*549:A109
- Bonfils X, Astudillo-Defru N, Díaz R et al. (2018) A temperate exo-Earth around a quiet M dwarf at 3.4 parsec. *A&A*613:A25
- Bonomo AS, Dumusque X, Massa A et al. (2023) Cold Jupiters and improved masses in 38 Kepler and K2 small planet systems from 3661 HARPS-N radial velocities. No excess of cold Jupiters in small planet systems. *A&A*677:A33
- Borucki WJ (2016) KEPLER Mission: development and overview. *Reports on Progress in Physics* 79(3):036901
- Bouma LG, Masuda K, Winn JN (2018) Biases in Planet Occurrence Caused by Unresolved Binaries in Transit Surveys. *AJ*155(6):244
- Bryan ML, Knutson HA, Howard AW et al. (2016) Statistics of Long Period Gas Giant Planets in Known Planetary Systems. *ApJ*821:89
- Bryan ML, Knutson HA, Lee EJ et al. (2019) An Excess of Jupiter Analogs in Super-Earth Systems. *AJ*157(2):52
- Bryant EM, Bayliss D, Van Eylen V (2023) The occurrence rate of giant planets orbiting low-mass stars with TESS. *MNRAS*521(3):3663–3681
- Bryson S, Kunimoto M, Kopparapu RK et al. (2021) The Occurrence of Rocky Habitable-zone Planets around Solar-like Stars from Kepler Data. *AJ*161(1):36
- Buchhave LA, Latham DW, Johansen A et al. (2012) An abundance of small exoplanets around stars with a wide range of metallicities. *Nature*486:375–377
- Buchhave LA, Bitsch B, Johansen A et al. (2018) Jupiter Analogs Orbit Stars with an Average Metallicity Close to That of the Sun. *ApJ*856(1):37
- Carter JA, Agol E, Chaplin WJ et al. (2012) Kepler-36: A Pair of Planets with Neighboring Orbits and Dissimilar Densities. *Science* 337(6094):556
- Chiang E, Laughlin G (2013) The minimum-mass extrasolar nebula: in situ formation of close-in super-Earths. *MNRAS*431:3444–3455
- Christiansen JL, Zink JK, Hardegree-Ullman KK et al. (2023) Scaling K2. VII. Evidence For a High Occurrence Rate of Hot Sub-Neptunes at Intermediate Ages. *AJ*166(6):248
- Clanton C, Gaudi BS (2016) Synthesizing Exoplanet Demographics: A Single Population of Long-period Planetary Companions to M Dwarfs Consistent with Microlensing, Radial Velocity, and Direct Imaging Surveys. *ApJ*819:125
- Cumming A (2004) Detectability of extrasolar planets in radial velocity surveys. *MNRAS*354:1165–1176
- Cumming A, Butler RP, Marcy GW et al. (2008) The Keck Planet Search: Detectability and the Minimum Mass and Orbital Period Distribution of Extrasolar Planets. *PASP*120:531
- Deck KM, Holman MJ, Agol E et al. (2012) Rapid Dynamical Chaos in an Exoplanetary System. *ApJ*755:L21
- Dong S, Xie JW, Zhou JL, Zheng Z, Luo A (2018) LAMOST telescope reveals that Neptunian cousins of hot Jupiters are mostly single offspring of stars that are rich in heavy elements. *Proceedings of the National Academy of Science* 115(2):266–271
- Dressing CD, Charbonneau D (2015) The Occurrence of Potentially Habitable Planets Orbiting M Dwarfs Estimated from the Full Kepler Dataset and an Empirical Measurement of the Detection Sensitivity. *ApJ*807:45
- Endl M, Cochran WD, Kürster M et al. (2006) Exploring the Frequency of Close-in Jovian Planets around M Dwarfs. *ApJ*649(1):436–443
- Fabrycky DC, Lissauer JJ, Ragozzine D et al. (2014) Architecture of Kepler’s Multi-transiting Systems. II. New Investigations with Twice as Many Candidates. *ApJ*790:146
- Fang J, Margot JL (2013) Are Planetary Systems Filled to Capacity? A Study Based on Kepler Results. *ApJ*767:115

- Fernandes RB, Mulders GD, Pascucci I, Mordasini C, Emsenhuber A (2019) Hints for a Turnover at the Snow Line in the Giant Planet Occurrence Rate. *ApJ*874(1):81
- Feynman RP (1963) Feynman lectures on physics - Volume 1
- Figueira P, Marmier M, Boué G et al. (2012) Comparing HARPS and Kepler surveys. The alignment of multiple-planet systems. *A&A*541:A139
- Fischer DA, Valenti J (2005) The Planet-Metallicity Correlation. *ApJ*622:1102–1117
- Foreman-Mackey D, Hogg DW, Morton TD (2014) Exoplanet Population Inference and the Abundance of Earth Analogs from Noisy, Incomplete Catalogs. *ApJ*795:64
- Fulton BJ, Tonry JL, Flewelling H et al. (2014) A Search for Planetary Eclipses of White Dwarfs in the Pan-STARRS1 Medium-deep Fields. *ApJ*796:114
- Fulton BJ, Petigura EA, Howard AW et al. (2017) The California-Kepler Survey. III. A Gap in the Radius Distribution of Small Planets. *AJ*154:109
- Fulton BJ, Rosenthal LJ, Hirsch LA et al. (2021) California Legacy Survey. II. Occurrence of Giant Planets beyond the Ice Line. *ApJS*255(1):14
- Gaidos E, Mann AW, Kraus AL, Ireland M (2016) They are small worlds after all: revised properties of Kepler M dwarf stars and their planets. *MNRAS*457:2877–2899
- Gan T, Wang SX, Wang S et al. (2023) Occurrence Rate of Hot Jupiters Around Early-type M Dwarfs Based on Transiting Exoplanet Survey Satellite Data. *AJ*165(1):17
- Ge J, Zhang H, Zang W et al. (2022) ET White Paper: To Find the First Earth 2.0. arXiv e-prints arXiv:2206.06693
- Gibson SR, Howard AW, Rider K et al. (2020) Keck Planet Finder: design updates. In: Society of Photo-Optical Instrumentation Engineers (SPIE) Conference Series, Society of Photo-Optical Instrumentation Engineers (SPIE) Conference Series, vol 11447, p 1144742, DOI 10.1117/12.2561783
- Gilliland RL, Brown TM, Guhathakurta P et al. (2000) A Lack of Planets in 47 Tucanae from a Hubble Space Telescope Search. *ApJ*545:L47–L51
- Ginzburg S, Schlichting HE, Sari R (2018) Core-powered mass-loss and the radius distribution of small exoplanets. *MNRAS*476(1):759–765
- Gonzalez G (1997) The stellar metallicity-giant planet connection. *MNRAS*285(2):403–412
- Gould A, Pepper J, DePoy DL (2003) Sensitivity of Transit Searches to Habitable-Zone Planets. *ApJ*594(1):533–537
- Grether D, Lineweaver CH (2006) How Dry is the Brown Dwarf Desert? Quantifying the Relative Number of Planets, Brown Dwarfs, and Stellar Companions around Nearby Sun-like Stars. *ApJ*640:1051–1062
- Guo X, Johnson JA, Mann AW et al. (2017) The Metallicity Distribution and Hot Jupiter Rate of the Kepler Field: Hectochelle High-resolution Spectroscopy for 776 Kepler Target Stars. *ApJ*838:25
- Hadden S, Lithwick Y (2014) Densities and Eccentricities of 139 Kepler Planets from Transit Time Variations. *ApJ*787:80
- Hansen BMS, Murray N (2012) Migration Then Assembly: Formation of Neptune-mass Planets inside 1 AU. *ApJ*751:158
- He MY, TriAUD AHMJ, Gillon M (2017) First limits on the occurrence rate of short-period planets orbiting brown dwarfs. *MNRAS*464:2687–2697
- He MY, Ford EB, Ragozzine D (2019) Architectures of exoplanetary systems - I. A clustered forward model for exoplanetary systems around Kepler's FGK stars. *MNRAS*490(4):4575–4605
- Hirano T, Dai F, Gandolfi D et al. (2017) Planetary Systems around Low-mass Stars Unveiled by K2. ArXiv e-prints
- Howard AW, Marcy GW, Johnson JA et al. (2010) The Occurrence and Mass Distribution of Close-in Super-Earths, Neptunes, and Jupiters. *Science* 330:653
- Howard AW, Marcy GW, Bryson ST et al. (2012) Planet Occurrence within 0.25 AU of Solar-type Stars from Kepler. *ApJS*201:15
- Howell SB, Sobeck C, Haas M et al. (2014) The K2 Mission: Characterization and Early Results. *PASP*126(938):398

- Hsu DC, Ford EB, Ragozzine D Morehead RC (2018) Improving the Accuracy of Planet Occurrence Rates from Kepler Using Approximate Bayesian Computation. *AJ*155(5):205
- Huang C, Wu Y TriAUD AHMJ (2016) Warm Jupiters Are Less Lonely than Hot Jupiters: Close Neighbors. *ApJ*825:98
- Ida S Lin DNC (2008) Toward a Deterministic Model of Planetary Formation. V. Accumulation Near the Ice Line and Super-Earths. *ApJ*685:584-595
- Johnson JA, Howard AW, Bowler BP et al. (2010a) Retired A Stars and Their Companions. IV. Seven Jovian Exoplanets from Keck Observatory. *PASP*122:701
- Johnson JA, Howard AW, Marcy GW et al. (2010b) The California Planet Survey. II. A Saturn-Mass Planet Orbiting the M Dwarf Gl 649. *PASP*122(888):149
- Jurgenson C, Fischer D, McCracken T et al. (2016) EXPRES: a next generation RV spectrograph in the search for earth-like worlds. In: Evans CJ, Simard L Takami H (eds) Ground-based and Airborne Instrumentation for Astronomy VI, Society of Photo-Optical Instrumentation Engineers (SPIE) Conference Series, vol 9908, p 99086T, DOI 10.1117/12.2233002
- Kasting JF, Kopparapu R, Ramirez RM Harman CE (2014) Remote life-detection criteria, habitable zone boundaries, and the frequency of Earth-like planets around M and late K stars. *Proceedings of the National Academy of Science* 111:12,641–12,646
- Kerr M, Johnston S, Hobbs G Shannon RM (2015) Limits on Planet Formation Around Young Pulsars and Implications for Supernova Fallback Disks. *ApJ*809(1):L11
- Kipping DM (2013) Parametrizing the exoplanet eccentricity distribution with the beta distribution. *MNRAS*434:L51–L55
- Kopparapu RK, Ramirez RM, SchottelKotte J et al. (2014) Habitable Zones around Main-sequence Stars: Dependence on Planetary Mass. *ApJ*787:L29
- Lecar M, Podolak M, Sasselov D Chiang E (2006) On the Location of the Snow Line in a Protoplanetary Disk. *ApJ*640:1115–1118
- Lissauer JJ, Rowe JF, Jontof-Hutter D et al. (2023) Updated Catalog of Kepler Planet Candidates: Focus on Accuracy and Orbital Periods. *arXiv e-prints arXiv:2311.00238*
- Lithwick Y, Xie J Wu Y (2012) Extracting Planet Mass and Eccentricity from TTV Data. *ApJ*761(2):122
- Lopez ED Fortney JJ (2013) The Role of Core Mass in Controlling Evaporation: The Kepler Radius Distribution and the Kepler-36 Density Dichotomy. *ApJ*776:2
- Lovis C Fischer D (2010) Radial Velocity Techniques for Exoplanets, pp 27–53
- Luque R Pallé E (2022) Density, not radius, separates rocky and water-rich small planets orbiting M dwarf stars. *Science* 377(6611):1211–1214
- Mahadevan S, Ramsey L, Bender C et al. (2012) The habitable-zone planet finder: a stabilized fiber-fed NIR spectrograph for the Hobby-Eberly Telescope. In: McLean IS, Ramsay SK Takami H (eds) Ground-based and Airborne Instrumentation for Astronomy IV, Society of Photo-Optical Instrumentation Engineers (SPIE) Conference Series, vol 8446, p 84461S, DOI 10.1117/12.926102
- Mann AW, Gaidos E, Vanderburg A et al. (2017) Zodiacal Exoplanets in Time (ZEIT). IV. Seven Transiting Planets in the Praesepe Cluster. *AJ*153:64
- Masuda K Winn JN (2017) Reassessment of the Null Result of the HST Search for Planets in 47 Tucanae. *AJ*153:187
- Mayor M, Marmier M, Lovis C et al. (2011) The HARPS search for southern extra-solar planets XXXIV. Occurrence, mass distribution and orbital properties of super-Earths and Neptune-mass planets. *arxiv:11092497*
- Mazeh T, Holczer T Faigler S (2016) Dearth of short-period Neptunian exoplanets: A desert in period-mass and period-radius planes. *A&A*589:A75
- Millholland SC Winn JN (2021) Split Peas in a Pod: Intra-system Uniformity of Super-Earths and Sub-Neptunes. *ApJ*920(2):L34
- Moe M Kratter KM (2021) Impact of binary stars on planet statistics - I. Planet occurrence rates and trends with stellar mass. *MNRAS*507(3):3593–3611
- Montet BT, Crepp JR, Johnson JA, Howard AW Marcy GW (2014) The TRENDS High-contrast Imaging Survey. IV. The Occurrence Rate of Giant Planets around M Dwarfs. *ApJ*781:28

- Muirhead PS, Mann AW, Vanderburg A et al. (2015) Kepler-445, Kepler-446 and the Occurrence of Compact Multiples Orbiting Mid-M Dwarf Stars. *ApJ*801:18
- Mulders GD, Pascucci I Apai D (2015) An Increase in the Mass of Planetary Systems around Lower-mass Stars. *ApJ*814:130
- Mulders GD, Pascucci I, Apai D, Frasca A Molenda-Zakowicz J (2016) A Super-solar Metallicity for Stars with Hot Rocky Exoplanets. *AJ*152:187
- Niřu IC, Keith MJ, Stappers BW, Lyne AG Mickaliger MB (2022) A search for planetary companions around 800 pulsars from the Jodrell Bank pulsar timing programme. *MNRAS*512(2):2446–2459
- Nutzman P Charbonneau D (2008) Design Considerations for a Ground-Based Transit Search for Habitable Planets Orbiting M Dwarfs. *PASP*120(865):317
- Owen JE Wu Y (2013) Kepler Planets: A Tale of Evaporation. *ApJ*775:105
- Pepe F, Cristiani S, Rebolo R et al. (2021) ESPRESSO at VLT. On-sky performance and first results. *A&A*645:A96
- Pepper J, Gould A Depoy DL (2003) Using All-Sky Surveys to Find Planetary Transits. *Acta Astron*53:213–228
- Petigura EA, Marcy GW, Winn JN et al. (2018) The California-Kepler Survey. IV. Metal-rich Stars Host a Greater Diversity of Planets. *AJ*155:89
- Pollack JB, Hubickyj O, Bodenheimer P et al. (1996) Formation of the Giant Planets by Concurrent Accretion of Solids and Gas. *Icarus*124:62–85
- Pu B Wu Y (2015) Spacing of Kepler Planets: Sculpting by Dynamical Instability. *ApJ*807:44
- Rasio FA Ford EB (1996) Dynamical instabilities and the formation of extrasolar planetary systems. *Science* 274:954–956
- Rauer H, Aerts C, Cabrera J PLATO Team (2016) The PLATO Mission. *Astronomische Nachrichten* 337(8-9):961
- Reffert S, Bergmann C, Quirrenbach A, Trifonov T Künstler A (2015) Precise radial velocities of giant stars. VII. Occurrence rate of giant extrasolar planets as a function of mass and metallicity. *A&A*574:A116
- Ricker GR, Winn JN, Vanderspek R et al. (2015) Transiting Exoplanet Survey Satellite (TESS). *Journal of Astronomical Telescopes, Instruments, and Systems* 1(1):014003
- Rogers JG, Schlichting HE Owen JE (2023) Conclusive Evidence for a Population of Water Worlds around M Dwarfs Remains Elusive. *ApJ*947(1):L19
- Rosenthal LJ, Fulton BJ, Hirsch LA et al. (2021) The California Legacy Survey. I. A Catalog of 178 Planets from Precision Radial Velocity Monitoring of 719 Nearby Stars over Three Decades. *ApJS*255(1):8
- Rosenthal LJ, Knutson HA, Chachan Y et al. (2022) The California Legacy Survey. III. On the Shoulders of (Some) Giants: The Relationship between Inner Small Planets and Outer Massive Planets. *ApJS*262(1):1
- Sabotta S, Schlecker M, Chaturvedi P et al. (2021) The CARMENES search for exoplanets around M dwarfs. Planet occurrence rates from a subsample of 71 stars. *A&A*653:A114
- Sahlmann J, Sęgransan D, Queloz D et al. (2011) Search for brown-dwarf companions of stars. *A&A*525:A95
- Sanchis-Ojeda R, Rappaport S, Winn JN et al. (2014) A Study of the Shortest-period Planets Found with Kepler. *ApJ*787:47
- Santerne A, Moutou C, Tsantaki M et al. (2016) SOPHIE velocimetry of Kepler transit candidates. XVII. The physical properties of giant exoplanets within 400 days of period. *A&A*587:A64
- Santos NC, Israelian G, Mayor M, Rebolo R Udry S (2003) Statistical properties of exoplanets. II. Metallicity, orbital parameters, and space velocities. *A&A*398:363–376
- Santos NC, Adibekyan V, Figueira P et al. (2017) Observational evidence for two distinct giant planet populations. *A&A*603:A30
- Schlaufman KC (2018) Evidence of an Upper Bound on the Masses of Planets and Its Implications for Giant Planet Formation. *ApJ*853:37
- Schlaufman KC Winn JN (2016) The Occurrence of Additional Giant Planets Inside the Water-Ice Line in Systems with Hot Jupiters: Evidence Against High-Eccentricity Migration. *ApJ*825:62

- Seifahrt A, Bean JL, Stürmer J et al. (2016) Development and construction of MAROON-X. In: Evans CJ, Simard L Takami H (eds) *Ground-based and Airborne Instrumentation for Astronomy VI*, Society of Photo-Optical Instrumentation Engineers (SPIE) Conference Series, vol 9908, p 990818, DOI 10.1117/12.2232069
- Szabó GM Kiss LL (2011) A Short-period Censor of Sub-Jupiter Mass Exoplanets with Low Density. *ApJ*727:L44
- Szentgyorgyi A, Baldwin D, Barnes S et al. (2018) The GMT-consortium large earth finder (GCLEF): an optical echelle spectrograph for the Giant Magellan Telescope (GMT). In: Evans CJ, Simard L Takami H (eds) *Ground-based and Airborne Instrumentation for Astronomy VII*, Society of Photo-Optical Instrumentation Engineers (SPIE) Conference Series, vol 10702, p 107021R, DOI 10.1117/12.2313539
- Tabachnik S Tremaine S (2002) Maximum-likelihood method for estimating the mass and period distributions of extrasolar planets. *MNRAS*335:151–158
- Thompson SJ, Queloz D, Baraffe I et al. (2016) HARPS3 for a roboticized Isaac Newton Telescope. In: Evans CJ, Simard L Takami H (eds) *Ground-based and Airborne Instrumentation for Astronomy VI*, Society of Photo-Optical Instrumentation Engineers (SPIE) Conference Series, vol 9908, p 99086F, DOI 10.1117/12.2232111
- Tremaine S Dong S (2012) The Statistics of Multi-planet Systems. *AJ*143:94
- Triaud AHMJ, Martin DV, Ségransan D et al. (2017) The EBLM Project. IV. Spectroscopic orbits of over 100 eclipsing M dwarfs masquerading as transiting hot Jupiters. *A&A*608:A129
- Van Eylen V Albrecht S (2015) Eccentricity from Transit Photometry: Small Planets in Kepler Multi-planet Systems Have Low Eccentricities. *ApJ*808:126
- Van Eylen V, Agentoft C, Lundkvist MS et al. (2017) An asteroseismic view of the radius valley: stripped cores, not born rocky. *ArXiv e-prints*
- van Sluijs L Van Eylen V (2018) The occurrence of planets and other substellar bodies around white dwarfs using K2. *MNRAS*474:4603–4611
- Weiss LM, Marcy GW, Petigura EA et al. (2018) The California-Kepler Survey. V. Peas in a Pod: Planets in a Kepler Multi-planet System Are Similar in Size and Regularly Spaced. *AJ*155:48
- Weiss LM, Millholland SC, Petigura EA et al. (2023) Architectures of Compact Multi-Planet Systems: Diversity and Uniformity. In: Inutsuka S, Aikawa Y, Muto T, Tomida K Tamura M (eds) *Astronomical Society of the Pacific Conference Series*, Astronomical Society of the Pacific Conference Series, vol 534, p 863
- Wilson RF, Teske J, Majewski SR et al. (2018) Elemental Abundances of Kepler Objects of Interest in APOGEE. I. Two Distinct Orbital Period Regimes Inferred from Host Star Iron Abundances. *AJ*155:68
- Winn JN (2010) *Exoplanet Transits and Occultations*, University of Arizona Press, pp 55–77
- Winn JN, Sanchis-Ojeda R, Rogers L et al. (2017) Absence of a Metallicity Effect for Ultra-short-period Planets. *AJ*154(2):60
- Wittenmyer RA, Wang S, Horner J et al. (2020) Cool Jupiters greatly outnumber their toasty siblings: occurrence rates from the Anglo-Australian Planet Search. *MNRAS*492(1):377–383
- Wright JT (2018) Radial Velocities as an Exoplanet Discovery Method. In: Deeg HJ Belmonte JA (eds) *Handbook of Exoplanets*, p 4, DOI 10.1007/978-3-319-55333-7_4
- Wright JT, Veras D, Ford EB et al. (2011) The California Planet Survey. III. A Possible 2:1 Resonance in the Exoplanetary Triple System HD 37124. *ApJ*730:93
- Wright JT, Marcy GW, Howard AW et al. (2012) The Frequency of Hot Jupiters Orbiting nearby Solar-type Stars. *ApJ*753:160
- Xie JW, Dong S, Zhu Z et al. (2016) Exoplanet orbital eccentricities derived from LAMOST-Kepler analysis. *Proceedings of the National Academy of Science* 113:11,431–11,435
- Youdin AN (2011) The Exoplanet Census: A General Method Applied to Kepler. *ApJ*742:38
- Zhou G, Huang CX, Bakos GÁ et al. (2019) Two New HATNet Hot Jupiters around A Stars and the First Glimpse at the Occurrence Rate of Hot Jupiters from TESS. *AJ*158(4):141
- Zhu W (2023) The Metallicity Dimension of the Super Earth-Cold Jupiter Correlation. *arXiv e-prints arXiv:2306.16691*
- Zhu W Wu Y (2018) The Super Earth-Cold Jupiter Relations. *AJ*156(3):92

- Zhu W, Petrovich C, Wu Y, Dong S Xie J (2018) About 30% of Sun-like Stars Have Kepler-like Planetary Systems: A Study of Their Intrinsic Architecture. *ApJ*860(2):101
- Zink JK Howard AW (2023) Hot Jupiters Have Giant Companions: Evidence for Coplanar High-eccentricity Migration. *ApJ*956(1):L29
- Zink JK, Christiansen JL Hansen BMS (2019) Accounting for incompleteness due to transit multiplicity in Kepler planet occurrence rates. *MNRAS*483(4):4479–4494
- Zink JK, Hardegree-Ullman KK, Christiansen JL et al. (2023) Scaling K2. VI. Reduced Small-planet Occurrence in High-galactic-amplitude Stars. *AJ*165(6):262