
Beyond Concept Bottleneck Models: How to Make Black Boxes Intervenable?

Sonia Laguna,* Ričards Marcinkevičs,* Moritz Vandenhirtz, Julia E. Vogt
Department of Computer Science, ETH Zurich, Switzerland

Abstract

Recently, interpretable machine learning has re-explored concept bottleneck models (CBM). An advantage of this model class is the user’s ability to intervene on predicted concept values, affecting the downstream output. In this work, we introduce a method to perform such concept-based interventions on *pretrained* neural networks, which are not interpretable by design, only given a small validation set with concept labels. Furthermore, we formalise the notion of *intervenability* as a measure of the effectiveness of concept-based interventions and leverage this definition to fine-tune black boxes. Empirically, we explore the intervenability of black-box classifiers on synthetic tabular and natural image benchmarks. We focus on backbone architectures of varying complexity, from simple, fully connected neural nets to Stable Diffusion. We demonstrate that the proposed fine-tuning improves intervention effectiveness and often yields better-calibrated predictions. To showcase the practical utility of our techniques, we apply them to deep chest X-ray classifiers and show that fine-tuned black boxes are more intervenable than CBMs. Lastly, we establish that our methods are still effective under vision-language-model-based concept annotations, alleviating the need for a human-annotated validation set.

1 Introduction

Interpretable and explainable machine learning (Doshi-Velez & Kim, 2017; Molnar, 2022) have seen a renewed interest in concept-based predictive models and approaches to post hoc explanation, such as concept bottlenecks (Lampert et al., 2009; Kumar et al., 2009; Koh et al., 2020), contextual semantic interpretable bottlenecks (Marcos et al., 2020), concept whitening layers (Chen et al., 2020), and concept activation vectors (B. Kim et al., 2018). Moving beyond interpretations defined in the high-dimensional, unwieldy input space, these techniques relate the model’s inputs and outputs via additional high-level human-understandable attributes, also referred to as *concepts*. Typically, neural network models are supervised to predict these attributes in a dedicated bottleneck layer, or post hoc explanations are derived to measure the model’s sensitivity to concept variables.

This work focuses specifically on the concept bottleneck models, as revisited by Koh et al. (2020). In brief, a CBM is a neural network consisting of successive concept and target prediction modules, where the final output depends on the input solely through the predicted concepts. Such models are trained on labelled data, in addition, annotated by attributes. At inference time, a human user may interact with the CBM by editing the predicted concept values, which, as a result, affects the downstream target prediction. This act of model editing is known as an *intervention*. The user’s ability to intervene is a compelling advantage of CBMs over other interpretable model classes, in that the former allows for human-model interaction.

*Equal contribution. Correspondence to sonia.lagunacillero@inf.ethz.ch

In contrast to previous works (Yuksekgonul et al., 2023; Oikarinen et al., 2023), we focus on *instance-specific* interventions, *i.e.* performed individually for each data point. To this end, we explore two questions: **(i)** *Given a small validation set with concept labels, how can we perform instance-specific interventions directly on a pretrained black-box model?* **(ii)** *How can we fine-tune the black-box model to improve the effectiveness of interventions performed on it?*

Such instance-specific interventions can be relevant in high-stakes decisions. Our specific motivation is healthcare. For instance, consider computer-aided diagnosis, where a doctor may make decisions assisted by a predictive model. In this setting, the doctor handles patients on a *case-by-case* basis and may benefit from instance-specific interactions with the black box. While, in principle, a specialist may just override predictions, in many cases, concept and target variables are linked via nonlinear relationships potentially unknown to the user. Figure 1 contains a simplified, intuitive example of an instance-specific concept-based intervention for natural images. Additional and more comprehensive examples can be found in Appendix A.

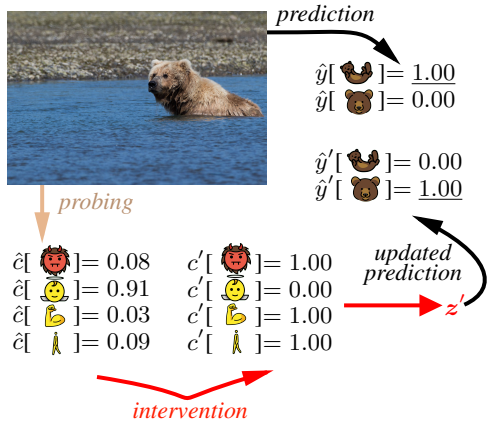


Figure 1: A simplified, intuitive example: an image of a grizzly bear is wrongly identified as an otter. Our method allows performing a concept-based intervention and flip the predicted class. In order of appearance from left to right and top to bottom, the depicted concepts and classes are “fierce”, “timid”, “muscle”, “walks”, “otter”, and “grizzly bear”.

Contributions This work contributes to the research on concept bottleneck models and concept-based explanations. **(1)** We devise a simple procedure that, given a set of concepts and a small labelled validation set, allows performing concept-based instance-specific interventions (Figure 1) on a pretrained black-box neural network by editing its activations at an intermediate layer. Notably, concept labels are not required in the large *training set*, and the network’s architecture does not need to be adjusted. **(2)** We formalise *intervenability* as a measure of the effectiveness of interventions performed on the model. Utilising intervenability as a loss, we introduce a novel fine-tuning procedure. This fine-tuning strategy is designed to improve the effectiveness of concept-based interventions. It preserves the original model’s architecture and representations to be used in downstream tasks. **(3)** We evaluate the proposed procedures alongside several baselines on the synthetic tabular, natural image, and medical imaging data. We demonstrate that in practice, for studied classification problems, we can improve the predictive performance of pretrained black-box models via concept-based interventions. We investigate fully connected and more complex backbone architectures. We show that the effectiveness of interventions improves considerably when explicitly fine-tuning for intervenability. Lastly, we observe that our methods are successful in datasets where concept labels are acquired using vision-language models (VLM), alleviating the need for a human annotation.

2 Related Work

The use of high-level attributes in predictive models has been well-explored in computer vision (Lampert et al., 2009; Kumar et al., 2009). Recent efforts have focused on explicitly incorporating concepts in neural networks (Koh et al., 2020; Marcos et al., 2020), producing high-level post hoc explanations by quantifying the network’s sensitivity to the attributes (B. Kim et al., 2018), probing (Alain & Bengio, 2016; Belinkov, 2022) and de-correlating and aligning the network’s latent space with concept variables (Chen et al., 2020). Other works (Xie et al., 2020) have studied the use of auxiliary external attributes in out-of-distribution settings. To alleviate the assumption of being given interpretable concepts, some have explored concept discovery prior to post hoc explanation (Ghorbani et al., 2019; Yeh et al., 2020). Another relevant line of work investigated concept-based counterfactual explanations (CCE) (Abid et al., 2022; S. Kim et al., 2023).

Concept bottleneck models (Koh et al., 2020) have sparked a renewed interest in concept-based classification methods. Many related works have described the inherent limitations of this model class and attempted to address them (Margeloiu et al., 2021; Mahinpei et al., 2021; Marconato et al.,

2022; Havasi et al., 2022; Sawada & Nakamura, 2022; Marcinkevičs et al., 2024). Another line of research has investigated modelling uncertainty and probabilistic extensions of the CBMs (Collins et al., 2023; E. Kim et al., 2023). Most related to the current paper are the techniques for converting pretrained black-box neural networks into CBMs post hoc (Yuksekgonul et al., 2023; Oikarinen et al., 2023) by keeping the network’s backbone and projecting its activations into the concept space. Additionally, these works explore automated concept discovery using VLMs.

As mentioned, CBMs allow for concept-based instance-specific interventions. Several follow-up works have studied interventions in further detail. Chauhan et al. (2023) and Sheth et al. (2022) introduce adaptive intervention policies to further improve the predictive performance of the CBMs at the test time. In a similar vein, Steinmann et al. (2023) propose learning to detect mistakes in the predicted concepts and, thus, learning intervention strategies. Shin et al. (2023) empirically investigate different intervention procedures across various settings.

3 Methods

In this section, we define a measure for the effectiveness of concept-based interventions and present a technique for intervening on black-box neural networks. Furthermore, we propose a fine-tuning procedure to improve the effectiveness of such interventions. Additional remarks beyond the current scope are included in Appendix C.

In the remainder of this paper, we will adhere to the following notation. Let $\mathbf{x} \in \mathcal{X}$, $y \in \mathcal{Y}$, and $\mathbf{c} \in \mathcal{C}$ be the covariates, targets, and concepts. A CBM f_θ , parameterised by θ , is given by $f_\theta(\mathbf{x}) = g_\psi(h_\phi(\mathbf{x}))$, where $h_\phi : \mathcal{X} \rightarrow \mathcal{C}$ maps inputs to predicted concepts, *i.e.* $\hat{\mathbf{c}} = h_\phi(\mathbf{x})$, and $g_\psi : \mathcal{C} \rightarrow \mathcal{Y}$ predicts the target based on $\hat{\mathbf{c}}$, *i.e.* $\hat{y} = g_\psi(\hat{\mathbf{c}})$. CBMs are trained on data points $(\mathbf{x}, \mathbf{c}, y)$ and are supervised by the concept and target prediction losses. At test time, if the user chooses to replace $\hat{\mathbf{c}}$ with another $\mathbf{c}' \in \mathcal{C}$, *i.e.* intervene, the final prediction is given by $\hat{y}' = g_\psi(\mathbf{c}')$.

Next to CBMs, we will consider a black-box neural network $f_\theta : \mathcal{X} \rightarrow \mathcal{Y}$ parameterised by θ and a slice $\langle g_\psi, h_\phi \rangle$ (Leino et al., 2018), defining a layer, *s.t.* $f_\theta(\mathbf{x}) = g_\psi(h_\phi(\mathbf{x}))$. We will assume that the black box has been trained end-to-end on the labelled data $\{(\mathbf{x}_i, y_i)\}_i$. Lastly, for all techniques, we will assume being given a small *validation* set $\{(\mathbf{x}_i, \mathbf{c}_i, y_i)\}_i$.

3.1 Intervening on Black-box Models

Given a black-box model f_θ and a data point (\mathbf{x}, y) , a human user might desire to influence the prediction $\hat{y} = f_\theta(\mathbf{x})$ made by the model via high-level and understandable concept values \mathbf{c}' , *e.g.* think of a doctor trying to interact with a chest X-ray classifier (f_θ) by annotating their findings (\mathbf{c}') in a radiograph (\mathbf{x}), where findings correspond to the clinical concepts, such as the presence of edema or fracture. To facilitate such interactions, we propose a simple recipe for concept-based instance-specific interventions (detailed in Figure 2) that can be applied to *any* black-box neural network model. Intuitively, using the given validation data and concept values, our procedure edits the network’s representations $\mathbf{z} = h_\phi(\mathbf{x})$, where $\mathbf{z} \in \mathcal{Z}$, to align more closely with \mathbf{c}' and, thus, affects the downstream prediction. Below, we explain this procedure step-by-step. Pseudocode implementation can be found as part of Algorithm B.1 in Appendix B.

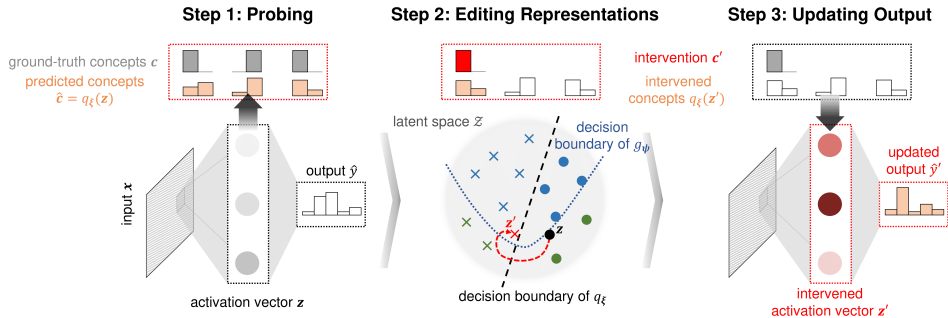


Figure 2: Three steps of the intervention procedure. (i) A probe q_ξ is trained to predict the concepts \mathbf{c} from the activation vector \mathbf{z} . (ii) The representations are edited according to Equation 1. (iii) The final prediction is updated to \hat{y}' based on the edited representations \mathbf{z}' .

Step 1: Probing To align the network’s activation vectors with concepts, the preliminary step is to train a probing function (Alain & Bengio, 2016; B. Kim et al., 2018; Belinkov, 2022), or a *probe* for short, mapping the intermediate representations to concepts. Namely, using the given annotated validation data $\{(\mathbf{x}_i, \mathbf{c}_i, y_i)\}_i$, we train a multivariate probe q_ξ to predict the concepts \mathbf{c}_i from the representations $\mathbf{z}_i = h_\phi(\mathbf{x}_i)$: $\min_\xi \sum_i \mathcal{L}^c(q_\xi(\mathbf{z}_i), \mathbf{c}_i)$, where \mathcal{L}^c is the concept prediction loss. Note that, herein, an essential design choice explored in our experiments is the (non)linearity of the probe. Consequently, the probing function can be used to interpret the activations in the intermediate layer and edit them.

Step 2: Editing Representations Recall that we are given a data point (\mathbf{x}, y) and concept values \mathbf{c}' for which an intervention needs to be performed. Note that this $\mathbf{c}' \in \mathcal{C}$ could correspond to the ground-truth concept values or reflect the beliefs of the human subject intervening on the model. Intuitively, we seek an activation vector \mathbf{z}' , which is similar to $\mathbf{z} = h_\phi(\mathbf{x})$ and consistent with \mathbf{c}' according to the previously learnt probing function q_ξ : $\arg \min_{\mathbf{z}'} d(\mathbf{z}, \mathbf{z}')$, s.t. $q_\xi(\mathbf{z}') = \mathbf{c}'$, where d is an appropriate distance function applied to the activation vectors from the intermediate layer. Throughout main experiments (Section 4), we utilise the Euclidean distance, which is frequently applied to neural network representations, *e.g.* see works by Moradi Fard et al. (2020) and Jia et al. (2021). In Appendix F.8, we additionally explore the cosine distance. Instead of the constrained problem above, we resort to minimising a relaxed objective:

$$\arg \min_{\mathbf{z}'} \lambda \mathcal{L}^c(q_\xi(\mathbf{z}'), \mathbf{c}') + d(\mathbf{z}, \mathbf{z}'), \quad (1)$$

where, similarly to the counterfactual explanations (Wachter et al., 2017; Mothilal et al., 2020), hyperparameter $\lambda > 0$ controls the tradeoff between the intervention’s validity, *i.e.* the “consistency” of \mathbf{z}' with the given concept values \mathbf{c}' according to the probe, and proximity to the original activation vector \mathbf{z} . In practice, we optimise \mathbf{z}' for batched interventions using Adam (Kingma & Ba, 2015). Appendix F.2 explores the effect of λ on the post-intervention distribution of representations.

Step 3: Updating Output The edited \mathbf{z}' can be consequently fed into g_ψ to compute the updated output $\hat{y}' = g_\psi(\mathbf{z}')$, which could be then returned and displayed to the human subject. For example, if \mathbf{c}' are the ground-truth concept values, we would ideally expect a decrease in the prediction error for the given data point (\mathbf{x}, y) .

3.2 What is Intervenability?

Concept bottlenecks (Koh et al., 2020) and their extensions are often evaluated empirically by plotting test-set performance or error attained after intervening on concept subsets of varying sizes. Ideally, the model’s test-set performance should improve when given more ground-truth attribute values. Below, we formalise this notion of intervention effectiveness, referred to as *intervenability*, for the concept bottleneck and black-box models.

For a trained CBM $f_\theta(\mathbf{x}) = g_\psi(h_\phi(\mathbf{x})) = g_\psi(\hat{\mathbf{c}})$, where $\hat{\mathbf{c}}$ are the predicted concept values, we define the intervenability as follows:

$$\mathbb{E}_{(\mathbf{x}, \mathbf{c}, y) \sim \mathcal{D}} \left[\mathbb{E}_{\mathbf{c}' \sim \pi} \left[\mathcal{L}^y \left(\underbrace{f_\theta(\mathbf{x})}_{\hat{y}=g_\psi(\hat{\mathbf{c}})}, y \right) - \mathcal{L}^y \left(\underbrace{g_\psi(\mathbf{c}')}_{\hat{y}'} \right) \right] \right], \quad (2)$$

where \mathcal{D} is the joint distribution over the covariates \mathbf{x} , concepts \mathbf{c} , and targets y , \mathcal{L}^y is the target prediction loss, *e.g.* the mean squared error (MSE) or cross-entropy (CE), and π denotes a distribution over edited concept values \mathbf{c}' . Observe that Equation 2 generalises the standard evaluation strategy of intervening on a random concept subset and setting it to the ground-truth values, as proposed in the original work by Koh et al. (2020). Here, the effectiveness of interventions is quantified by the gap between the regular prediction loss and the loss attained after the intervention: the larger the gap between these values, the stronger the effect interventions have. The intervenability measure is loosely related to permutation-based variable importance and model reliance (Fisher et al., 2019). We provide a discussion of this relationship in Appendix C.

Note that the definition in Equation 2 can also accommodate more sophisticated intervention strategies, for example, similar to those studied by Shin et al. (2023) and Sheth et al. (2022). An intervention strategy can be specified via the distribution π , which can be conditioned on \mathbf{x} , $\hat{\mathbf{c}}$, \mathbf{c} , \hat{y} ,

or even y : $\pi(c' | \mathbf{x}, \hat{c}, \mathbf{c}, \hat{y}, y)$. The set of conditioning variables may vary across application scenarios. For brevity, we will use π as a shorthand notation for this distribution. Lastly, notice that, in practice, when performing human- or application-grounded evaluation (Doshi-Velez & Kim, 2017), sampling from π may be replaced with the interventions by a human. Algorithms E.1 and E.2 provide concrete examples of the strategies utilised in our experiments.

Leveraging the intervention procedure described in Section 3.1, analogous to Equation 2, the intervenability for a black-box neural network f_θ at the intermediate layer given by $\langle g_\psi, h_\phi \rangle$ is

$$\begin{aligned} & \mathbb{E}_{(\mathbf{x}, \mathbf{c}, y) \sim \mathcal{D}, c' \sim \pi} [\mathcal{L}^y(f_\theta(\mathbf{x}), y) - \mathcal{L}^y(g_\psi(\mathbf{z}'), y)], \\ & \text{where } \mathbf{z}' \in \arg \min_{\tilde{\mathbf{z}}} \lambda \mathcal{L}^c(q_\xi(\tilde{\mathbf{z}}), c') + d(\mathbf{z}, \tilde{\mathbf{z}}). \end{aligned} \quad (3)$$

Recall that q_ξ is the probe trained to predict c based on the activations $h_\phi(\mathbf{x})$ (step 1, Section 3.1). Furthermore, in the first line of Equation 3, edited representations \mathbf{z}' are a function of c' , as defined by the second line, which corresponds to step 2 of the intervention procedure (Equation 1).

3.3 Fine-tuning for Intervenability

Since the intervenability measure defined in Equation 3 is differentiable, a neural network can be fine-tuned by explicitly maximising it using, for example, mini-batch gradient descent. We expect fine-tuning for intervenability to reinforce the model’s reliance on the high-level attributes and have a regularising effect. In this section, we provide a detailed description of the fine-tuning procedure (Algorithm B.1, Appendix B), and, afterwards, we demonstrate its practical utility empirically.

Naïvely optimising intervenability from Equation 3 may decrease the predictive performance. Therefore, to fine-tune an already trained black-box model f_θ , we combine the intervenability term with the target prediction loss, which amounts to the following optimisation problem:

$$\min_{\psi, \mathbf{z}'} \mathbb{E}_{(\mathbf{x}, \mathbf{c}, y) \sim \mathcal{D}, c' \sim \pi} \left[\mathcal{L}^y(g_\psi(\mathbf{z}'), y) \right], \text{ s.t. } \mathbf{z}' \in \arg \min_{\tilde{\mathbf{z}}} \lambda \mathcal{L}^c(q_\xi(\tilde{\mathbf{z}}), c') + d(\mathbf{z}, \tilde{\mathbf{z}}). \quad (4)$$

Notably, Equation 4 can be generalised by introducing a weight for the intervenability term:

$$\begin{aligned} & \min_{\phi, \psi, \mathbf{z}'} \mathbb{E}_{(\mathbf{x}, \mathbf{c}, y) \sim \mathcal{D}, c' \sim \pi} \left[(1 - \beta) \mathcal{L}^y(g_\psi(h_\phi(\mathbf{x})), y) + \beta \mathcal{L}^y(g_\psi(\mathbf{z}'), y) \right], \\ & \text{s.t. } \mathbf{z}' \in \arg \min_{\tilde{\mathbf{z}}} \lambda \mathcal{L}^c(q_\xi(\tilde{\mathbf{z}}), c') + d(\mathbf{z}, \tilde{\mathbf{z}}), \end{aligned} \quad (5)$$

where $\beta \in (0, 1]$ is the aforementioned weight. Note that for $\beta = 1$, the optimisation simplifies to Equation 4. For simplicity, we treat the probe’s parameters ξ as fixed. However, since the outer optimisation problem is defined w.r.t. ϕ , ideally, the probe would need to be optimised as the third, inner-most level. By contrast, in the simplified setting under $\beta = 1$ (Equation 4), the parameters of h_ϕ do not need to be optimised, and, hence, the probing function can be left fixed, as activations \mathbf{z} are not affected by the fine-tuning. We consider this case to (i) computationally simplify the problem, avoiding trilevel optimisation, and (ii) keep the network’s representations unchanged after fine-tuning for purposes of transfer learning for other downstream tasks. In practice, fine-tuning is performed by intervening on batches of data points. Since interventions can be executed online using a GPU (within seconds), our approach is computationally feasible.

4 Experimental Setup

Datasets We evaluate the proposed methods on synthetic and real-world benchmarks summarised in Table D.1 (Appendix D). Across all experiments, fine-tuning has been performed exclusively on the validation data, and evaluation—on the test set. Further details can be found in Appendix D.

For controlled experiments, we have adapted the nonlinear **synthetic** tabular dataset from Marcinkevičs et al. (2024). We consider two data-generating mechanisms shown in Figure D.1 (Appendix D.1): *bottleneck*, and *incomplete*. The first scenario directly matches the inference graph of the vanilla CBM. The *incomplete* is a scenario with incomplete concepts, where c does not fully explain the association between \mathbf{x} and y , with unexplained variance modelled via a residual connection.

Another benchmark we consider is the **Animals with Attributes 2 (AwA2)** natural image dataset (Lampert et al., 2009; Xian et al., 2019). It includes animal images accompanied by 85 binary attributes and species labels. To further corroborate our findings, we perform experiments on the Caltech-UCSD Birds-200-2011 (**CUB**) dataset (Wah et al., 2011) (Appendix D.3), adapted for the CBM setting as described by Koh et al. (2020). We report the CUB results in Appendix F.4.

To investigate settings *without* human-annotated concept values, we evaluate our method on **CIFAR-10** (Krizhevsky et al., 2009) and the large-scale **ImageNet** (Russakovsky et al., 2015) natural image datasets. Following the previous literature (Oikarinen et al., 2023), we use concepts generated by GPT-3. Concept labels are produced based on CLIP (Radford et al., 2021) similarities between each image and verbal descriptions. We utilise 143 attributes for CIFAR-10 and 100 for ImageNet. ImageNet results are reported in Appendix F.5.

Finally, we explore a practical setting of chest radiograph classification. Namely, we test the techniques on public **MIMIC-CXR** (Johnson et al., 2019) and **CheXpert** (Irvin et al., 2019) datasets from the Beth Israel Deaconess Medical Center, Boston, MA, and Stanford Hospital. Both datasets have 14 binary attributes extracted from radiologist reports. In our analysis, the *Finding/No Finding* attribute is the target variable, and the remaining labels are the concepts, similar to Chauhan et al. (2023). For simplicity, we retain a single X-ray per patient, excluding data with uncertain labels. The results on CheXpert are similar to those on MIMIC-CXR and can be found in Appendix F.6.

Baselines & Methods Below, we briefly outline the neural network models and fine-tuning techniques compared. All methods were implemented using PyTorch (v 1.12.1) (Paszke et al., 2019). Appendix E provides additional details. The code is available in a repository at <https://github.com/sonialagunac/Beyond-CBM>.

Firstly, we train a standard neural network (**BLACK BOX**) without concept knowledge, *i.e.* on the dataset of tuples $\{(\mathbf{x}_i, y_i)\}_i$. We utilise our technique for intervening post hoc by training a probe to predict concepts and editing the network’s activations (Equation 1, Section 3.1). All experiments reported in Section 5 use a linear probe, while the nonlinearity is explored in Appendix F. As an interpretable baseline, we consider the vanilla concept bottleneck model (**CBM**) by Koh et al. (2020). Across all experiments, we restrict ourselves to the joint bottleneck version, which minimises the weighted sum of the target and concept prediction losses: $\min_{\phi, \psi} \mathbb{E}_{(\mathbf{x}, c, y) \sim \mathcal{D}} [\mathcal{L}^y(f_{\theta}(\mathbf{x}), y) + \alpha \mathcal{L}^c(h_{\phi}(\mathbf{x}), c)]$, where $\alpha > 0$ is a hyperparameter controlling the tradeoff between the two loss terms. Finally, as the primary method of interest, we apply our fine-tuning for intervenability technique (**FINE-TUNED, I**; Equation 4, Section 3.3) on the annotated validation set $\{(\mathbf{x}_i, c_i, y_i)\}_i$.

In addition, as a common-sense baseline, we fine-tune the black box by training a probe to predict the concepts from intermediate representations (**FINE-TUNED, MT**). This amounts to multitask (MT) learning with hard weight sharing (Ruder, 2017). Specifically, the model is fine-tuned by minimising the following MT loss: $\min_{\phi, \psi, \xi} \mathbb{E}_{(\mathbf{x}, c, y) \sim \mathcal{D}} [\mathcal{L}^y(f_{\theta}(\mathbf{x}), y) + \alpha \mathcal{L}^c(q_{\xi}(h_{\phi}(\mathbf{x})), c)]$. Interventions on this model are performed using the three-step approach introduced in Section 3.1.

As another baseline, we fine-tune the black box by appending concepts to the network’s activations (**FINE-TUNED, A**). At test time, unknown concept values are set to 0.5. To prevent overfitting and handle missingness, randomly chosen concept variables are masked during training. The objective is given by $\min_{\tilde{\psi}} \mathbb{E}_{(\mathbf{x}, c, y) \sim \mathcal{D}} [\mathcal{L}^y(\tilde{g}_{\tilde{\psi}}([h_{\phi}(\mathbf{x}), c]), y)]$, where \tilde{g} takes as input concatenated activation and concept vectors. Note that, for this baseline, the parameters ϕ remain fixed during fine-tuning.

Last but not least, as a strong baseline resembling the approaches by Yuksekogonul et al. (2023) and Oikarinen et al. (2023), we train a CBM post hoc (**POST HOC CBM**) using *sequential* optimisation. Our implementation follows the original methods by Yuksekogonul et al. (2023) and Oikarinen et al. (2023), while adjusting some design choices to make the techniques more readily comparable. The optimisation comprises two steps: (i) $\hat{\xi} = \arg \min_{\xi} \mathbb{E}_{(\mathbf{x}, c, y) \sim \mathcal{D}} [\mathcal{L}^c(q_{\xi}(h_{\phi}(\mathbf{x})), c)]$, (ii) $\min_{\psi} \mathbb{E}_{(\mathbf{x}, c, y) \sim \mathcal{D}} [\mathcal{L}^y(g_{\psi}(q_{\hat{\xi}}(h_{\phi}(\mathbf{x}))), y)]$. Additionally, we explore the impact of residual modelling (Yuksekogonul et al., 2023) in Appendix F.9. The architectures of individual modules were kept as similar as possible for a fair comparison across all techniques.

Evaluation To compare the methods, we conduct interventions and analyse model performance under varying concept subset sizes. We report the areas under the receiver operating characteristic (AUROC) and precision-recall curves (AUPR) (Davis & Goadrich, 2006) since these performance measures provide a well-rounded summary over varying cutoff points and it might be challenging to choose a single cutoff in high-stakes decision areas. We utilise the Brier score (Brier, 1950) to gauge the accuracy of probabilistic predictions and, in addition, evaluate calibration.

5 Results

Results on Synthetic Data Figures 3(f) and 4(a) show intervention results obtained across ten independent simulations under the two generative mechanisms (Figure D.1, Appendix D.1) on the synthetic tabular data. We observe that, in principle, the proposed intervention procedure can improve the predictive performance of a black-box neural network. However, in the bottleneck scenario, interventions are considerably more effective in CBMs than in untuned black-box classifiers since the underlying generative process directly matches the CBM’s architecture. Models explicitly fine-tuned for intervenability (FINE-TUNED, I) significantly improve over the original classifier, achieving intervention curves comparable to those of the CBM.

Importantly, under an *incomplete* concept set, black-box classifiers are superior to the ante hoc CBM because not all concepts relevant to the target prediction are given. Moreover, fine-tuning for intervenability improves intervention effectiveness while maintaining the performance gap. This experiment suggests the superiority of our method in settings where the concept set does not capture all label-relevant information. Other fine-tuning strategies (FINE-TUNED, MT and FINE-TUNED, A) are either less effective or harmful, leading to a lower increase in AUROC and AUPR than attained by the untuned black box. Lastly, CBMs trained post hoc perform well in the simple *bottleneck* scenario, being only slightly less intervenable than FINE-TUNED, I. However, for the *incomplete* setting, interventions hurt the performance of the post hoc CBM. This behaviour may be related to the leakage (Havasi et al., 2022) and is not mitigated by residual modelling explored in Appendix F.9.

To study the influence of the validation set size (N_{val}) on probing and fine-tuning, we perform ablations under the *bottleneck* scenario (Figure 3). For a fair comparison w.r.t. sample efficiency, here, we train a CBM on the dataset of the *same* size. While the effectiveness of interventions on FINE-TUNED, I is slightly hampered by smaller validation sets, the decrease is moderate. We observe impactful interventions with validation set sizes as small as 0.5% of the original one (Figure 3(a)). Across all settings, our method remains superior to baselines. Importantly, our fine-tuning approach has a

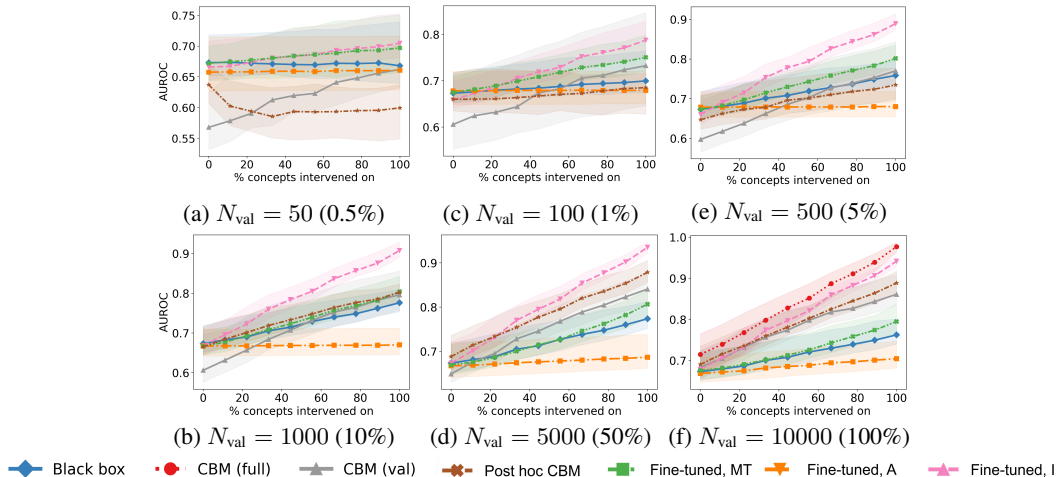


Figure 3: Intervention results w.r.t. target AUROC on the synthetic *bottleneck* data. We explore the performance under varying validation set sizes (N_{val}). Percentages correspond to the fractions of the *original* validation set. For CBMs, we report the results obtained by training on the validation (CBM val) and full training sets (CBM full). Interventions were performed on test data across ten simulations. Lines correspond to medians, and confidence bands are given by interquartile ranges.

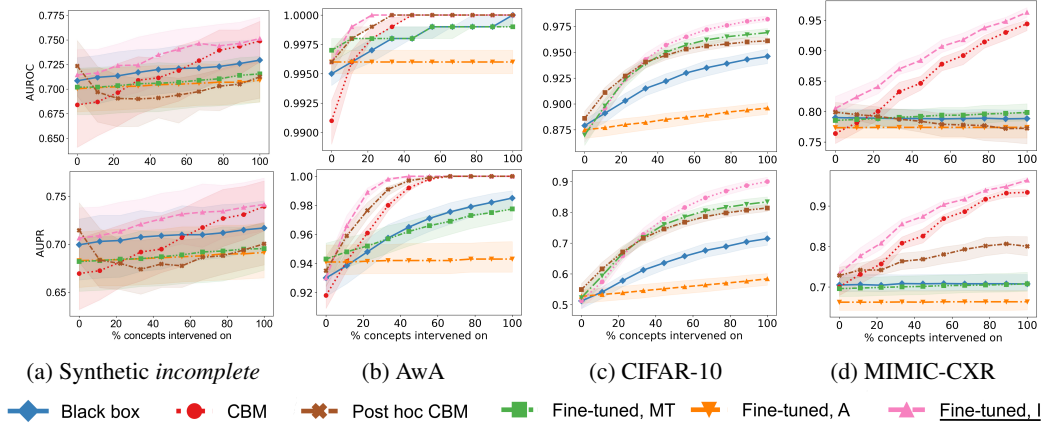


Figure 4: Intervention results on the (a) synthetic *incomplete*, (b) Awa2, (c) CIFAR-10, and (d) MIMIC-CXR datasets w.r.t. target AUROC (*top*) and AUPR (*bottom*) across ten seeds.

better sample efficiency than post hoc CBM, which exhibits a considerable dropoff in intervention effectiveness. Likewise, the performance of the CBMs decreases, suggesting their limited utility under smaller dataset sizes. Analogous results w.r.t. AUPR are reported in Appendix F.1.

In Table 1, we report the test-set performance of the models *without* interventions (under the *bottleneck* mechanism). For the concept prediction, CBM outperforms black-box models, even after fine-tuning with the MT loss. However, without interventions, all models attain comparable AUROCs and AUPRs at the target prediction. Interestingly, FINE-TUNED, I results in better-calibrated probabilistic predictions with lower Brier scores than those made by the original black box and after applying other fine-tuning strategies. As evidenced by Figure F.9(a) (Appendix F.7), fine-tuning has a regularising effect, reducing the false overconfidence observed in neural networks (Guo et al., 2017).

In the supplementary material, we report several additional findings. Figure F.2 (Appendix F.1) contains further ablations for the intervention procedure on the influence of the hyperparameters, intervention strategies, and probe. In addition, Appendix F.2 explores the effect of interventions on the distribution of representations. Lastly, in Appendix F.10, we show that the performance of the CBM on this dataset is not sensitive to the choice of the optimisation procedure (Koh et al., 2020).

Results on Awa2 Additionally, we explore the Awa2 dataset in Figure 4(b). This is a simple classification benchmark with class-wide concepts helpful for predicting the target. Hence, CBMs trained ante and post hoc are highly performant and intervenable. Nevertheless, untuned black-box models also benefit from concept-based interventions. In agreement with our findings on the synthetic dataset and in contrast to the other fine-tuning methods, ours enhances the performance of black-box models. Notably, black boxes fine-tuned for intervenability even surpass CBMs. Overall, the simplicity of this dataset leads to the generally high AUROCs and AUPRs across all methods.

To further investigate the impact of hyperparameters on the interventions, we have performed ablation studies on untuned black boxes. These results are reported in Figures F.4(a)–(c), Appendix F.3. In brief, we observe that interventions are effective across all values of the λ -parameter from Equation 3 (Figure F.5(a)). Expectedly, higher values yield a steeper increase in AUROC and AUPR. Figure F.4(b) compares two intervention strategies: randomly selecting concepts (random) and prioritising the most uncertain ones (uncertainty) (Shin et al., 2023) to intervene on (Algorithms E.1 and E.2, Appendix E). The strategy has an impact on the performance increase, with the uncertainty-based approach yielding a steeper improvement. Finally, Figure F.4(c) compares linear and nonlinear probes. Here, intervening via a nonlinear function leads to a higher performance increase.

To show the efficacy of our methods across different backbone architectures, in Appendix F.3, we also explore Awa2 with the Inception (Szegedy et al., 2015) backbone (note that Figure 4(b) reports the results on the ResNet-18 (He et al., 2016)). Finally, Table 1 contains evaluation metrics at test time without interventions for target and concept prediction. We observe comparable performance across methods, which are all successful due to the large dataset size and the task simplicity.

Table 1: Test-set concept and target prediction performance *without interventions*. For black boxes, concepts were predicted via a linear probe. Results are reported as averages and standard deviations across ten seeds. For concepts, performance metrics were averaged. Best results are reported in **bold**, second best are in *italics*.

Dataset	Model	Concepts			Target		
		AUROC	AUPR	Brier	AUROC	AUPR	Brier
Synthetic	BLACK BOX	0.716±0.018	0.710±0.017	0.208±0.006	0.686±0.043	0.675±0.046	0.460±0.003
	CBM	0.837±0.008	0.835±0.008	<i>0.196±0.006</i>	0.713±0.040	0.700±0.038	<i>0.410±0.012</i>
	POST HOC CBM	0.714±0.017	0.707±0.018	0.207±0.009	<i>0.707±0.049</i>	<i>0.698±0.048</i>	0.285±0.015
	FINE-TUNED, A	—	—	—	0.682±0.047	0.668±0.046	0.470±0.004
	FINE-TUNED, MT	<i>0.784±0.013</i>	<i>0.780±0.014</i>	0.186±0.006	0.687±0.046	0.668±0.043	0.471±0.003
	FINE-TUNED, I	0.716±0.018	0.710±0.017	0.208±0.006	0.695±0.051	0.685±0.051	0.285±0.014
AwA2	BLACK BOX	0.991±0.002	<i>0.979±0.006</i>	0.027±0.006	<i>0.996±0.001</i>	0.926±0.020	0.199±0.038
	CBM	<i>0.993±0.001</i>	<i>0.979±0.002</i>	<i>0.025±0.001</i>	0.988±0.001	0.892±0.005	0.234±0.009
	POST HOC CBM	0.992±0.002	0.976±0.005	<i>0.025±0.005</i>	<i>0.996±0.001</i>	<i>0.929±0.018</i>	0.170±0.033
	FINE-TUNED, A	—	—	—	<i>0.996±0.001</i>	0.938±0.016	0.170±0.036
	FINE-TUNED, MT	0.994±0.002	0.985±0.004	0.022±0.005	0.997±0.001	0.938±0.017	<i>0.178±0.038</i>
	FINE-TUNED, I	0.991±0.002	<i>0.979±0.005</i>	0.027±0.006	<i>0.996±0.001</i>	0.925±0.020	0.195±0.040
CIFAR-10	BLACK BOX	<i>0.713±0.002</i>	<i>0.802±0.001</i>	<i>0.110±0.000</i>	<i>0.879±0.001</i>	0.504±0.004	0.920±0.006
	CBM	—	—	—	—	—	—
	POST HOC CBM	0.675±0.009	0.785±0.003	0.125±0.004	0.888±0.001	0.541±0.004	0.624±0.003
	FINE-TUNED, A	—	—	—	0.876±0.002	<i>0.518±0.004</i>	0.896±0.005
	FINE-TUNED, MT	0.729±0.002	0.807±0.001	0.109±0.000	0.870±0.004	0.512±0.009	<i>0.890±0.014</i>
	FINE-TUNED, I	<i>0.713±0.002</i>	<i>0.802±0.001</i>	<i>0.110±0.000</i>	0.873±0.003	0.501±0.007	0.902±0.021
MIMIC-CXR	BLACK BOX	0.743±0.006	0.170±0.004	<i>0.046±0.001</i>	0.789±0.006	0.706±0.009	0.444±0.003
	CBM	<i>0.744±0.006</i>	0.224±0.003	0.053±0.001	0.765±0.007	0.699±0.006	0.427±0.003
	POST HOC CBM	0.707±0.006	0.154±0.006	<i>0.046±0.001</i>	<i>0.801±0.006</i>	<i>0.727±0.008</i>	0.301±0.005
	FINE-TUNED, A	—	—	—	0.773±0.009	0.665±0.013	0.459±0.004
	FINE-TUNED, MT	0.748±0.008	<i>0.187±0.003</i>	0.045±0.001	0.785±0.006	0.696±0.009	0.450±0.008
	FINE-TUNED, I	<i>0.744±0.005</i>	0.172±0.005	<i>0.046±0.001</i>	0.808±0.007	0.733±0.009	<i>0.314±0.015</i>

Results with VLM-based Concepts To demonstrate that our approaches are effective *without* human-annotated concepts (Yuksekgonul et al., 2023; Oikarinen et al., 2023), we present the results on CIFAR-10 in Figure 4(c). Here, concept labels were generated using a VLM. In addition, we explore the ImageNet in Appendix F.5. The results have been obtained using the backbone architecture of Stable Diffusion (Rombach et al., 2022). We do not include the CBM, as we cannot retrain such a large backbone due to computational constraints. By contrast, our method allows fine-tuning the pretrained network, thus being helpful where a CBM is impractical. As in the previous experiments, black boxes are, in principle, intervenable, and our fine-tuning approach outperforms other baselines.

Application to Chest X-ray Classification To showcase the practicality of our approach, we present empirical findings on two chest X-ray datasets, MIMIC-CXR and CheXpert, primarily focusing on the former. Figure 4(d) shows intervention curves across ten independent initialisations. Interestingly, untuned black-box neural networks are not intervenable. By contrast, after fine-tuning for intervenability, the model’s predictive performance and effectiveness of interventions improve visibly and even surpass those of the CBM. Given the challenging nature of these datasets, black-box model predictions may not be as strongly reliant on the considered attributes. Moreover, CBMs do not necessarily outperform black-box networks, unlike in simpler benchmarking datasets. Finally, post hoc CBMs (even with residual modelling) exhibit a behaviour similar to the synthetic dataset with incomplete concepts: interventions have only a slight positive, no, or adverse effect on performance. Analogous findings for CheXpert can be found in Appendix F.6.

6 Discussion & Conclusion

This work introduces a technique for performing instance-specific concept-based interventions on *any* pretrained neural network post hoc. We formalise a novel measure of *intervenability* as the effectiveness of concept-based interventions and propose a method leveraging it to fine-tune black-box models. In contrast to CBMs (Koh et al., 2020), our method circumvents the need for concept labels *during training*, which can be a challenge in practical applications. Unlike recent works on converting black boxes into CBMs post hoc (Yuksekgonul et al., 2023; Oikarinen et al., 2023), which generally do not explore *instance-specific* interventions, we propose an *effective* intervention method that is *faithful* to the original architecture and representations. Lastly, we introduce and study several other

common-sense fine-tuning baselines that perform worse than the proposed method, highlighting the need for the explicit maximisation of intervenability.

The utility of our method is highlighted empirically on synthetic tabular and natural image data. We show that, given a *small* annotated validation set, black-box models trained without explicit concept knowledge are intervenable. Moreover, our fine-tuning method improves the effectiveness of the interventions, with overall better results than alternative techniques. In addition, our approach is effective in scenarios where the concept labels are generated using VLMs. Thus, we can alleviate the need for costly human annotation while maintaining improved intervention effectiveness. Lastly, we apply the techniques in a more realistic setting of chest X-ray classification, where black boxes are not directly intervenable. The proposed fine-tuning procedure alleviates this limitation, while the other post hoc techniques are ineffective or even harmful.

Limitations & Future Work Our work opens many avenues for future research and improvements. Firstly, the variant of the fine-tuning procedure considered in this paper does not affect the neural network’s representations. However, it would be interesting to investigate the more general formulation wherein all model and probe parameters are fine-tuned end-to-end. According to our empirical findings, the choice of intervention strategy, hyperparameters, and probing function can influence the effectiveness of interventions. A deeper experimental investigation of these aspects is warranted. Furthermore, we only considered a single fixed intervention strategy throughout fine-tuning, whereas further improvement could come from learning an optimal strategy alongside fine-tuned weights. Beyond the current setting, we would like to apply our intervenability measure to evaluate and compare other large pretrained discriminative and also generative models.

Acknowledgments and Disclosure of Funding

MV and SL are supported by the Swiss State Secretariat for Education, Research, and Innovation (SERI) under contract number MB22.00047.

References

- Abid, A., Yuksekgonul, M., & Zou, J. (2022). Meaningfully debugging model mistakes using conceptual counterfactual explanations. In K. Chaudhuri, S. Jegelka, L. Song, C. Szepesvari, G. Niu, & S. Sabato (Eds.), *Proceedings of the 39th international conference on machine learning* (Vol. 162, pp. 66–88). PMLR. Retrieved from <https://proceedings.mlr.press/v162/abid22a.html>
- Alain, G., & Bengio, Y. (2016). *Understanding intermediate layers using linear classifier probes*. Retrieved from <https://doi.org/10.48550/arXiv.1610.01644> (arXiv:1610.01644)
- Belinkov, Y. (2022). Probing Classifiers: Promises, Shortcomings, and Advances. *Computational Linguistics*, 48(1), 207–219. Retrieved from https://doi.org/10.1162/coli_a-00422
- Breiman, L. (2001). Random forests. *Machine Learning*, 45(1), 5–32. Retrieved from <https://doi.org/10.1023/a:1010933404324>
- Brier, G. W. (1950). Verification of forecasts expressed in terms of probability. *Monthly weather review*, 78(1), 1–3. Retrieved from [https://doi.org/10.1175/1520-0493\(1950\)078<0001:VOFEIT>2.0.CO;2](https://doi.org/10.1175/1520-0493(1950)078<0001:VOFEIT>2.0.CO;2)
- Chauhan, K., Tiwari, R., Freyberg, J., Shenoy, P., & Dvijotham, K. (2023). Interactive concept bottleneck models. *Proceedings of the AAAI Conference on Artificial Intelligence*, 37(5), 5948–5955. Retrieved from <https://ojs.aaai.org/index.php/AAAI/article/view/25736>
- Chen, Z., Bei, Y., & Rudin, C. (2020). Concept whitening for interpretable image recognition. *Nature Machine Intelligence*, 2(12), 772–782. Retrieved from <https://doi.org/10.1038/s42256-020-00265-z>
- Collins, K. M., Barker, M., Zarlenga, M. E., Raman, N., Bhatt, U., Jamnik, M., ... Dvijotham, K. (2023). *Human uncertainty in concept-based ai systems*. Retrieved from <https://doi.org/10.48550/arXiv.2303.12872> (arXiv:2303.12872)
- Cramér, H. (1999). *Mathematical methods of statistics* (Vol. 26). Princeton University Press.
- Davis, J., & Goadrich, M. (2006). The relationship between precision-recall and ROC curves. In *Proceedings of the 23rd international conference on machine learning* (p. 233–240). New York, NY, USA: Association for Computing Machinery. Retrieved from <https://doi.org/10.1145/1143844.1143874>
- Doshi-Velez, F., & Kim, B. (2017). *Towards a rigorous science of interpretable machine learning*. Retrieved from <https://doi.org/10.48550/arXiv.1702.08608> (arXiv:1702.08608)
- Fisher, A., Rudin, C., & Dominici, F. (2019). All models are wrong, but many are useful: Learning a variable’s importance by studying an entire class of prediction models simultaneously. *Journal of Machine Learning Research*, 20(177), 1–81. Retrieved from <http://jmlr.org/papers/v20/18-760.html>
- Ghorbani, A., Wexler, J., Zou, J. Y., & Kim, B. (2019). Towards automatic concept-based explanations. In H. Wallach, H. Larochelle, A. Beygelzimer, F. d’Alché-Buc, E. Fox, & R. Garnett (Eds.), *Advances in neural information processing systems* (Vol. 32, p. 9277–9286). Curran Associates, Inc. Retrieved from https://proceedings.neurips.cc/paper_files/paper/2019/file/77d2afcb31f6493e350fca61764efb9a-Paper.pdf
- Guo, C., Pleiss, G., Sun, Y., & Weinberger, K. Q. (2017). On calibration of modern neural networks. In D. Precup & Y. W. Teh (Eds.), *Proceedings of the 34th international conference on machine learning* (Vol. 70, pp. 1321–1330). PMLR.
- Havasi, M., Parbhoo, S., & Doshi-Velez, F. (2022). Addressing leakage in concept bottleneck models. In A. H. Oh, A. Agarwal, D. Belgrave, & K. Cho (Eds.), *Advances in neural information processing systems*. Retrieved from https://openreview.net/forum?id=tglniD_fn9
- He, K., Zhang, X., Ren, S., & Sun, J. (2016). Deep residual learning for image recognition. In *2016 IEEE conference on computer vision and pattern recognition (cvpr)* (pp. 770–778). Retrieved from <https://doi.org/10.1109/CVPR.2016.90>
- Irvin, J., Rajpurkar, P., Ko, M., Yu, Y., Ciurea-Ilcus, S., Chute, C., ... Ng, A. Y. (2019). CheXpert: A large chest radiograph dataset with uncertainty labels and expert comparison. In *Proceedings of the AAAI conference on artificial intelligence* (Vol. 33, pp. 590–597). Retrieved from <https://ojs.aaai.org/index.php/AAAI/article/view/3834>

- Jia, M., Chen, B.-C., Wu, Z., Cardie, C., Belongie, S., & Lim, S.-N. (2021). *Rethinking nearest neighbors for visual classification*. Retrieved from <https://doi.org/10.48550/arXiv.2112.08459> (arXiv:2112.08459)
- Johnson, A. E. W., Pollard, T. J., Berkowitz, S. J., Greenbaum, N. R., Lungren, M. P., Deng, C.-y., ... Horng, S. (2019). MIMIC-CXR, a de-identified publicly available database of chest radiographs with free-text reports. *Scientific Data*, 6(1), 317. Retrieved from <https://doi.org/10.1038/s41597-019-0322-0>
- Kim, B., Wattenberg, M., Gilmer, J., Cai, C., Wexler, J., Viegas, F., & Sayres, R. (2018). Interpretability beyond feature attribution: Quantitative testing with concept activation vectors (TCAV). In J. Dy & A. Krause (Eds.), *Proceedings of the 35th international conference on machine learning* (Vol. 80, pp. 2668–2677). PMLR. Retrieved from <https://proceedings.mlr.press/v80/kim18d.html>
- Kim, E., Jung, D., Park, S., Kim, S., & Yoon, S. (2023). Probabilistic concept bottleneck models. In A. Krause, E. Brunskill, K. Cho, B. Engelhardt, S. Sabato, & J. Scarlett (Eds.), *Proceedings of the 40th international conference on machine learning* (Vol. 202, pp. 16521–16540). PMLR. Retrieved from <https://proceedings.mlr.press/v202/kim23g.html>
- Kim, S., Oh, J., Lee, S., Yu, S., Do, J., & Taghavi, T. (2023). Grounding counterfactual explanation of image classifiers to textual concept space. In *Proceedings of the IEEE/CVF conference on computer vision and pattern recognition (CVPR)* (pp. 10942–10950).
- Kingma, D. P., & Ba, J. (2015). Adam: A method for stochastic optimization. In Y. Bengio & Y. LeCun (Eds.), *3rd international conference on learning representations, ICLR 2015*. Retrieved from <http://arxiv.org/abs/1412.6980>
- Koh, P. W., Nguyen, T., Tang, Y. S., Mussmann, S., Pierson, E., Kim, B., & Liang, P. (2020). Concept bottleneck models. In H. D. III & A. Singh (Eds.), *Proceedings of the 37th international conference on machine learning* (Vol. 119, pp. 5338–5348). Virtual: PMLR. Retrieved from <https://proceedings.mlr.press/v119/koh20a.html>
- Krizhevsky, A., Hinton, G., et al. (2009). Learning multiple layers of features from tiny images.
- Kumar, N., Berg, A. C., Belhumeur, P. N., & Nayar, S. K. (2009). Attribute and simile classifiers for face verification. In *2009 IEEE 12th international conference on computer vision* (pp. 365–372). Kyoto, Japan: IEEE. Retrieved from <https://doi.org/10.1109/ICCV.2009.5459250>
- Lampert, C. H., Nickisch, H., & Harmeling, S. (2009). Learning to detect unseen object classes by between-class attribute transfer. In *2009 IEEE conference on computer vision and pattern recognition*. Miami, FL, USA: IEEE. Retrieved from <https://doi.org/10.1109/CVPR.2009.5206594>
- Leino, K., Sen, S., Datta, A., Fredrikson, M., & Li, L. (2018). Influence-directed explanations for deep convolutional networks. In *2018 IEEE international test conference (ITC)*. IEEE. Retrieved from <https://doi.org/10.1109/test.2018.8624792>
- Mahinpei, A., Clark, J., Lage, I., Doshi-Velez, F., & Pan, W. (2021). *Promises and pitfalls of black-box concept learning models*. Retrieved from <https://doi.org/10.48550/arXiv.2106.13314> (arXiv:2106.13314)
- Marcinkevičs, R., Reis Wolfertstetter, P., Klimiene, U., Chin-Cheong, K., Paschke, A., Zerres, J., ... Vogt, J. E. (2024). Interpretable and intervenable ultrasonography-based machine learning models for pediatric appendicitis. *Medical Image Analysis*, 91, 103042. Retrieved from <https://www.sciencedirect.com/science/article/pii/S136184152300302X>
- Marconato, E., Passerini, A., & Teso, S. (2022). *GlanceNets: Interpretable, leak-proof concept-based models*. (arXiv:2205.15612)
- Marcos, D., Fong, R., Lobry, S., Flamary, R., Courty, N., & Tuia, D. (2020). Contextual semantic interpretability. In H. Ishikawa, C. Liu, T. Pajdla, & J. Shi (Eds.), *Computer vision - ACCV 2020 - 15th asian conference on computer vision, revised selected papers, part IV* (Vol. 12625, pp. 351–368). Springer. Retrieved from https://doi.org/10.1007/978-3-030-69538-5_22
- Margeloiu, A., Ashman, M., Bhatt, U., Chen, Y., Jamnik, M., & Weller, A. (2021). *Do concept bottleneck models learn as intended?* Retrieved from <https://doi.org/10.48550/arXiv.2105.04289> (arXiv:2105.04289)

- Molnar, C. (2022). *Interpretable machine learning* (2nd ed.). Retrieved from <https://christophm.github.io/interpretable-ml-book>
- Moradi Fard, M., Thonet, T., & Gaussier, E. (2020). Deep k-means: Jointly clustering with k-means and learning representations. *Pattern Recognition Letters*, 138, 185–192. Retrieved from <https://www.sciencedirect.com/science/article/pii/S016786520302749>
- Mothilal, R. K., Sharma, A., & Tan, C. (2020). Explaining machine learning classifiers through diverse counterfactual explanations. In *Proceedings of the 2020 conference on fairness, accountability, and transparency* (pp. 607–617). New York, NY, USA: Association for Computing Machinery. Retrieved from <https://doi.org/10.1145/3351095.3372850>
- Oikarinen, T., Das, S., Nguyen, L. M., & Weng, T.-W. (2023). Label-free concept bottleneck models. In *The 11th international conference on learning representations*. Retrieved from <https://openreview.net/forum?id=F1Cg47MNvBA>
- Paszke, A., Gross, S., Massa, F., Lerer, A., Bradbury, J., Chanan, G., ... Chintala, S. (2019). PyTorch: An imperative style, high-performance deep learning library. In H. Wallach, H. Larochelle, A. Beygelzimer, F. d'Alché-Buc, E. Fox, & R. Garnett (Eds.), *Advances in neural information processing systems* (Vol. 32). Red Hook, NY, United States: Curran Associates, Inc. Retrieved from https://proceedings.neurips.cc/paper_files/paper/2019/file/bdbca288fee7f92f2bfa9f7012727740-Paper.pdf
- Pedregosa, F., Varoquaux, G., Gramfort, A., Michel, V., Thirion, B., Grisel, O., ... Édouard Duchesnay (2011). Scikit-learn: Machine learning in Python. *Journal of Machine Learning Research*, 12(85), 2825–2830. Retrieved from <http://jmlr.org/papers/v12/pedregosa11a.html>
- Radford, A., Kim, J. W., Hallacy, C., Ramesh, A., Goh, G., Agarwal, S., ... others (2021). Learning transferable visual models from natural language supervision. In *International conference on machine learning* (pp. 8748–8763).
- Rombach, R., Blattmann, A., Lorenz, D., Esser, P., & Ommer, B. (2022). High-resolution image synthesis with latent diffusion models. In *Proceedings of the IEEE/CVF conference on computer vision and pattern recognition* (pp. 10684–10695).
- Ruder, S. (2017). *An overview of multi-task learning in deep neural networks*. Retrieved from <https://doi.org/10.48550/arXiv.1706.05098> (arXiv:1706.05098)
- Russakovsky, O., Deng, J., Su, H., Krause, J., Satheesh, S., Ma, S., ... others (2015). ImageNet large scale visual recognition challenge. *International journal of computer vision*, 115, 211–252.
- Sawada, Y., & Nakamura, K. (2022). Concept bottleneck model with additional unsupervised concepts. *IEEE Access*, 10, 41758–41765. Retrieved from <https://doi.org/10.1109/ACCESS.2022.3167702>
- Sheth, I., Rahman, A. A., Severyi, L. R., Havaei, M., & Kahou, S. E. (2022). Learning from uncertain concepts via test time interventions. In *Workshop on trustworthy and socially responsible machine learning, neurips 2022*. Retrieved from <https://openreview.net/forum?id=WVe3vok8Cc3>
- Shin, S., Jo, Y., Ahn, S., & Lee, N. (2023). A closer look at the intervention procedure of concept bottleneck models. In A. Krause, E. Brunskill, K. Cho, B. Engelhardt, S. Sabato, & J. Scarlett (Eds.), *Proceedings of the 40th international conference on machine learning* (Vol. 202, pp. 31504–31520). PMLR. Retrieved from <https://proceedings.mlr.press/v202/shin23a.html>
- Srivastava, N., Hinton, G., Krizhevsky, A., Sutskever, I., & Salakhutdinov, R. (2014). Dropout: A simple way to prevent neural networks from overfitting. *Journal of Machine Learning Research*, 15(56), 1929–1958. Retrieved from <http://jmlr.org/papers/v15/srivastava14a.html>
- Steinmann, D., Stammer, W., Friedrich, F., & Kersting, K. (2023). *Learning to intervene on concept bottlenecks*. Retrieved from <https://doi.org/10.48550/arXiv.2308.13453> (arXiv:2308.13453)
- Szegedy, C., Liu, W., Jia, Y., Sermanet, P., Reed, S., Anguelov, D., ... Rabinovich, A. (2015). Going deeper with convolutions. In *Proceedings of the IEEE conference on computer vision and pattern recognition* (pp. 1–9).
- Wachter, S., Mittelstadt, B., & Russell, C. (2017). Counterfactual explanations without opening the black box: Automated decisions and the GDPR. *Harvard Journal of Law & Technology*, 31. Retrieved from <https://doi.org/10.2139/ssrn.3063289>

- Wah, C., Branson, S., Welinder, P., Perona, P., & Belongie, S. (2011). *Caltech-UCSD Birds-200-2011*. Retrieved from <https://authors.library.caltech.edu/records/cvm3y-5hh21> (Technical report. CNS-TR-2011-001. California Institute of Technology)
- Xian, Y., Lampert, C. H., Schiele, B., & Akata, Z. (2019). Zero-shot learning—a comprehensive evaluation of the good, the bad and the ugly. *IEEE Transactions on Pattern Analysis and Machine Intelligence*, 41(9), 2251–2265. Retrieved from <https://doi.org/10.1109/tpami.2018.2857768>
- Xie, S. M., Kumar, A., Jones, R., Khani, F., Ma, T., & Liang, P. (2020). In-n-out: Pre-training and self-training using auxiliary information for out-of-distribution robustness. In *International conference on learning representations*.
- Yeh, C.-K., Kim, B., Arik, S., Li, C.-L., Pfister, T., & Ravikumar, P. (2020). On completeness-aware concept-based explanations in deep neural networks. In H. Larochelle, M. Ranzato, R. Hadsell, M. Balcan, & H. Lin (Eds.), *Advances in neural information processing systems* (Vol. 33, pp. 20554–20565). Curran Associates, Inc. Retrieved from https://proceedings.neurips.cc/paper_files/paper/2020/file/ecb287ff763c169694f682af52c1f309-Paper.pdf
- Yuksekgonul, M., Wang, M., & Zou, J. (2023). Post-hoc concept bottleneck models. In *The 11th international conference on learning representations*. Retrieved from <https://openreview.net/forum?id=nA5AZ8CEyow>

A Motivation & Intuitive Examples

This appendix provides additional schematics and intuitive examples, clarifying instance-specific concept-based interventions. Figure A.1 schematically summarises the principle behind our intervention procedure with fewer technical details than shown in Figure 2.

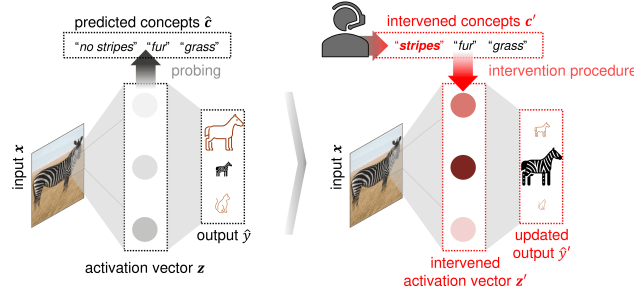


Figure A.1: Schematic summary of concept-based instance-specific interventions on a black-box neural network. This work introduces an intervention procedure that, given concept values c' , for an input x , edits the network's activation vector z at an intermediate layer, replacing it with z' coherent with the given concepts. The intervention results in an updated prediction \hat{y}' .

Figure A.2 extends on the simplified example from the main text (Figure 1). Herein, the model wrongly predicts that the image of a grizzly bear from the AWA2 dataset (Appendix D.2) depicts an otter. The user inspects the concepts via a probe and intervenes on several hand-picked common-sense variables. Our procedure updates the representations, and the predicted class is flipped to the correct one.

In addition to the model 'correction', interventions allow 'steering' the model's prediction. In Figure A.3, the model correctly predicts a grizzly bear. The most likely prediction can be flipped to the polar bear by editing concept variables and using the proposed procedure.

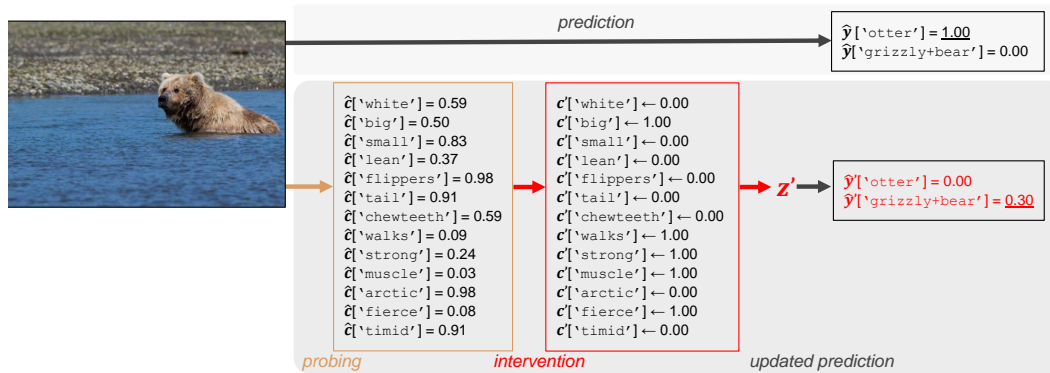


Figure A.2: A model 'correction' example using concept-based instance-specific interventions on the AWA2 dataset. The black-box neural network wrongly predicts that the image depicts an otter. Using our technique, we intervene on the network's representation and flip the final prediction to the correct class.

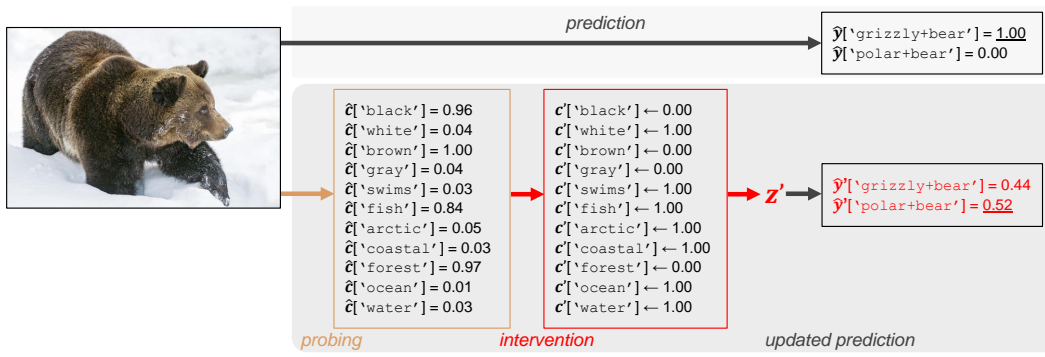


Figure A.3: A model ‘steering’ on the AWA2 dataset. By editing the predicted concepts and applying our method, we can manipulate the model into wrongly predicting that the image depicts a polar bear instead of a grizzly bear.

B Fine-tuning for Intervenability

Algorithm B.1 contains the detailed pseudocode for fine-tuning for intervenability described in Section 3.3. Recall that the black-box model f_θ is fine-tuned using a combination of the target prediction loss and intervenability defined in Equation 3. The implementation below applies to the special case of $\beta = 1$, which leads to the simplified loss. Importantly, in this case, the parameters ϕ are treated as fixed, and the probing function q_ξ does not need to be fine-tuned alongside the model. Lastly, note that, in Algorithm B.1, interventions are performed for whole batches of data points \mathbf{x}_b using the procedure described in Section 3.1.

Algorithm B.1: Fine-tuning for Intervenability

Input: Trained black-box model $f_\theta = \langle g_\psi, h_\phi \rangle$, probing function q_ξ , concept prediction loss function \mathcal{L}^c , target prediction loss function \mathcal{L}^y , validation set $\{(\mathbf{x}_i, \mathbf{c}_i, y_i)\}_{i=1}^N$, intervention strategy π , distance function d , hyperparameter value $\lambda > 0$, maximum number of steps E_I for the intervention procedure, parameter for the convergence criterion $\varepsilon_I > 0$ for the intervention procedure, learning rate $\eta_I > 0$ for the intervention procedure, number of fine-tuning epochs E , mini-batch size M , learning rate $\eta > 0$

Output: Fine-tuned model

```

1 Train the probing function  $q_\xi$  on the validation set,
  i.e.  $\xi \leftarrow \arg \min_{\xi'} \sum_{i=1}^N \mathcal{L}^c(q_{\xi'}(h_\phi(\mathbf{x}_i), \mathbf{c}_i))$  ▷ Step 1: Probing
2 for  $e = 0$  to  $E - 1$  do
3   Randomly split  $\{1, \dots, N\}$  into mini-batches of size  $M$  given by  $\mathcal{B}$ 
4   for  $b \in \mathcal{B}$  do
5      $\mathbf{z}_b \leftarrow h_\phi(\mathbf{x}_b)$ 
6      $\hat{y}_b \leftarrow g_\psi(\mathbf{z}_b)$ 
7      $\hat{\mathbf{c}}_b \leftarrow q_\xi(\mathbf{z}_b)$ 
8     Sample  $\mathbf{c}'_b \sim \pi$ 
9     Initialise  $\mathbf{z}'_b = \mathbf{z}_b$ ,  $\mathbf{z}'_{b,\text{old}} = \mathbf{z}_b + \varepsilon_I \mathbf{e}$ , and  $e_I = 0$  ▷ Step 2: Editing Representations
10    while  $\|\mathbf{z}'_b - \mathbf{z}'_{b,\text{old}}\|_1 \geq \varepsilon_I$  and  $e_I < E_I$  do
11       $\mathbf{z}'_{b,\text{old}} \leftarrow \mathbf{z}'_b$ 
12       $\mathbf{z}'_b \leftarrow \mathbf{z}'_b - \eta_I \nabla_{\mathbf{z}'_b} [d(\mathbf{z}_b, \mathbf{z}'_b) + \lambda \mathcal{L}^c(q_\xi(\mathbf{z}'_b), \mathbf{c}'_b)]$  ▷ Equation 1
13       $e_I \leftarrow e_I + 1$ 
14    end
15     $\hat{y}'_b \leftarrow g_\psi(\mathbf{z}'_b)$  ▷ Step 3: Updating Output
16     $\psi \leftarrow \psi - \eta \nabla_\psi \mathcal{L}^y(\hat{y}'_b, y_b)$  ▷ Equation 4
17  end
18 end
19 return  $f_\theta$ 

```

C Further Remarks & Discussion

This appendix contains extended remarks and discussion beyond the scope of the main text.

Design Choices for the Intervention Procedure The intervention procedure entails a few design choices, including the (non)linearity of the probing function, the distance function in the objective from Equation 1, and the tradeoff between consistency and proximity determined by λ from Equation 1. We have explored some of these choices empirically in our ablation experiments (see Figure F.4 and Appendix F). Naturally, interventions performed on black-box models using our method are meaningful in so far as the activations of the neural network are correlated with the given high-level attributes and the probing function g_ξ can be trained to predict these attribute values accurately. Otherwise, edited representations and updated predictions are likely to be spurious and may harm the model’s performance.

Should All Models Be Intervenable? Intervenability (Equation 3), in combination with the probing function, can be used to evaluate the interpretability of a black-box predictive model and help understand whether (i) learnt representations capture information about given human-understandable attributes and whether (ii) the network utilises these attributes and can be interacted with. However, a black-box model does not always need to be intervenable. For instance, when the given concept set is not predictive of the target variable, the black box trained using supervised learning should not and probably would not rely on the concepts. On the other hand, if the model’s representations are nearly perfectly correlated with the attributes, providing the ground truth should not significantly impact the target prediction loss. Lastly, the model’s intervenability may depend on the chosen intervention strategy, which may not always lead to the expected decrease in the loss.

Intervenability & Variable Importance As mentioned in Section 3.2, intervenability (Equation 2) measures the effectiveness of interventions performed on a model by quantifying a gap between the expected target prediction loss with and without performing concept-based interventions. Equation 2 is reminiscent of the model reliance (MR) (Fisher et al., 2019) used for quantifying variable importance.

Informally, for a predictive model f , MR measures the importance of some feature of interest and is defined as

$$MR(f) := \frac{\text{expected loss of } f \text{ under noise}}{\text{expected loss of } f \text{ without noise}}. \tag{C.1}$$

Above, the noise augments the inputs of f and must render the feature of interest uninformative of the target variable. One practical instance of the model reliance is permutation-based variable importance (Breiman, 2001; Molnar, 2022).

The intervenability measure in Equation 2 can be summarised informally as the *difference* between the expected loss of g_ψ without interventions and the loss under interventions. Suppose intervention strategy π is specified so that it augments a single concept in \hat{c} with noise (Equation C.1). In that case, intervenability can be used to quantify the reliance of g_ψ on the concept variable of interest in \hat{c} . The main difference is that Equation C.1 is given by the ratio of the expected losses, whereas intervenability looks at the difference of expectations.

Comparison with Conceptual Counterfactual Explanations We can draw a relationship between the concept-based interventions (Equation 3) and conceptual counterfactual explanations (CCE) studied by Abid et al. (2022) and S. Kim et al. (2023). In brief, interventions aim to “inject” concepts c' provided by the user into the network’s representation to affect and improve the downstream prediction. By contrast, CCEs seek to identify a sparse set of concept variables that could be leveraged to flip the label predicted by the classifier f_θ . Thus, the problem tackled in the current work is different from and complementary to CCE.

More formally, following the notation from Section 1, a conceptual counterfactual explanation (Abid et al., 2022) is given by

$$\begin{aligned} \arg \min_{\mathbf{w}} \mathcal{L}^y \left(g_\psi \left(h_\phi(\mathbf{x}) + \mathbf{w}\tilde{\mathbf{C}} \right), y' \right) + \alpha \|\mathbf{w}\|_1 + \beta \|\mathbf{w}\|_2, \\ \text{s.t. } \mathbf{w}^{\min} \leq \mathbf{w} \leq \mathbf{w}^{\max}, \end{aligned} \tag{C.2}$$

where \tilde{C} is the concept bank, y' is the given target value (in classification, the opposite to the predicted \hat{y}), $\alpha, \beta > 0$ are penalty weights, and $[\mathbf{w}^{\min}, \mathbf{w}^{\max}]$ defines the desired range for weights \mathbf{w} . Note that further detailed constraints are imposed via the definition of $[\mathbf{w}^{\min}, \mathbf{w}^{\max}]$ in the original work by Abid et al. (2022).

Observe that the optimisation problem in Equation C.2 is defined w.r.t. the flipped label y' and does not incorporate user-specified concepts c' as opposed to interventions in Equation 1. Thus, CCEs aim to identify the concept variables that need to be “added” to flip the label output by the classifier. In contrast, interventions seek to perturb representations consistently with the *given* concept values.

D Datasets

Below, we present further details about the datasets and preprocessing involved in the experiments (Section 4). The synthetic data can be generated using our code. AwA2, CUB, CIFAR-10, ImageNet, CheXpert, and MIMIC-CXR datasets are publicly available. Table D.1 provides a brief summary.

Table D.1: Dataset summary. After any filtering or preprocessing, N is the total number of data points; p is the input dimensionality; and K is the number of concept variables.

Dataset	Data type	N	p	K
Synthetic	Tabular	50,000	1,500	30
AwA2	Image	37,322	224×224	85
CUB	Image	11,788	224×224	112
CIFAR-10	Image	60,000	128×128	143
ImageNet	Image	1,331,167	128×128	100
CheXpert	Image	49,408	224×224	13
MIMIC-CXR	Image	54,276	224×224	13

D.1 Synthetic Tabular Data

As mentioned in Section 4, to perform experiments in a controlled manner, we generate synthetic nonlinear tabular data using the procedure adapted from Marcinkevičs et al. (2024). We explore two settings corresponding to different data-generating mechanisms (Figure D.1): (a) *bottleneck* and (b) *incomplete*. The first scenario directly matches the inference graph of the vanilla CBM (Koh et al., 2020). In the *incomplete* scenario, we are given incomplete concepts, *i.e.* c does not fully explain the variance in y . Here, unexplained variance is modelled as a latent variable r via the path $x \rightarrow r \rightarrow y$.

Unless mentioned otherwise, we mainly focus on the simplest scenario shown in Figure D.1(a). Below, we outline each generative process in detail. Throughout this appendix, let N , p , and K denote the number of independent data points $\{(\mathbf{x}_i, \mathbf{c}_i, y_i)\}_{i=1}^N$, covariates, and concepts, respectively. Across all experiments, we set $N = 50,000$, $p = 1,500$, and $K = 30$. This dataset was divided according to the 60%-20%-20% train-validation-test split.

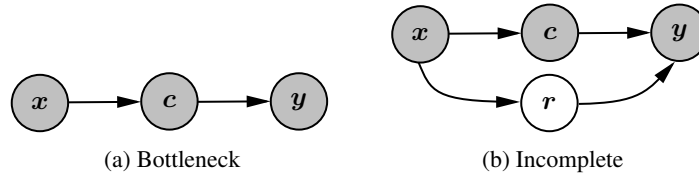


Figure D.1: Data-generating mechanisms for the synthetic dataset summarised as graphical models. Each node corresponds to a random variable. Observed variables are shown in grey.

Bottleneck In this setting, the covariates \mathbf{x}_i generate binary-valued concepts $\mathbf{c}_i \in \{0, 1\}^K$, and the binary-valued target y_i depends on the covariates exclusively via the concepts. The generative process is as follows:

1. Randomly sample $\boldsymbol{\mu} \in \mathbb{R}^p$ s.t. $\mu_j \sim \text{Uniform}(-5, 5)$ for $1 \leq j \leq p$.
2. Generate a random symmetric, positive-definite matrix $\boldsymbol{\Sigma} \in \mathbb{R}^{p \times p}$.
3. Randomly sample a design matrix $\mathbf{X} \in \mathbb{R}^{N \times p}$ s.t. $\mathbf{X}_{i,:} \sim \mathcal{N}_p(\boldsymbol{\mu}, \boldsymbol{\Sigma})$.²
4. Let $h : \mathbb{R}^p \rightarrow \mathbb{R}^K$ and $g : \mathbb{R}^K \rightarrow \mathbb{R}$ be randomly initialised multilayer perceptrons with ReLU nonlinearities.
5. Let $c_{i,k} = \mathbf{1}_{\{[h(\mathbf{X}_{i,:})]_k \geq m_k\}}$, where $m_k = \text{median}\left(\left\{\left[h(\mathbf{X}_{l,:})\right]_k\right\}_{l=1}^N\right)$, for $1 \leq i \leq N$ and $1 \leq k \leq K$.
6. Let $y_i = \mathbf{1}_{\{g(\mathbf{c}_i) \geq m_y\}}$, where $m_y = \text{median}\left(\left\{g(\mathbf{c}_i)\right\}_{i=1}^N\right)$, for $1 \leq i \leq N$.

² $\mathbf{X}_{i,:}$ refers to the i -th row of the design matrix, *i.e.* the covariate vector \mathbf{x}_i

Incomplete Last but not least, to simulate the incomplete concept set scenario, where a part of concepts are latent, we slightly adjust the procedure from the *bottleneck* setting above:

1. Follow steps 1–3 from the *bottleneck* procedure.
2. Let $h : \mathbb{R}^p \rightarrow \mathbb{R}^{K+J}$ and $g : \mathbb{R}^{K+J} \rightarrow \mathbb{R}$ be randomly initialised multilayer perceptrons with ReLU nonlinearities, where J is the number of unobserved concept variables.
3. Let $u_{i,k} = \mathbf{1}_{\{[h(\mathbf{X}_{i,:})]_k \geq m_k\}}$, where $m_k = \text{median} \left(\{[h(\mathbf{X}_{l,:})]_k\}_{l=1}^N \right)$, for $1 \leq i \leq N$ and $1 \leq k \leq K+J$.
4. Let $\mathbf{c}_i = \mathbf{u}_{i,1:K}$ and $\mathbf{r}_i = \mathbf{u}_{i,(K+1):(K+J)}$ for $1 \leq i \leq N$.
5. Let $y_i = \mathbf{1}_{\{g(\mathbf{u}_i) \geq m_y\}}$, where $m_y = \text{median} \left(\{g(\mathbf{u}_i)\}_{i=1}^N \right)$, for $1 \leq i \leq N$.

Note that, in steps 3–5 above, \mathbf{u}_i corresponds to the concatenation of \mathbf{c}_i and \mathbf{r}_i . Across all experiments, we set $J = 90$.

D.2 Animals with Attributes 2

Animals with Attributes 2³ dataset (Lampert et al., 2009; Xian et al., 2019) serves as a natural image benchmark in our experiments. It comprises 37,322 images of 50 animal classes (species), each associated with 85 binary attributes utilised as concepts. An apparent limitation of this dataset is that the concept labels are shared across whole classes, similar to the Caltech-UCSD Birds experiment from the original work by Koh et al. (2020). Thus, AWA2 offers a simplified setting for transfer learning across different classes and is designed to address attribute-based classification and zero-shot learning challenges. In our evaluation, we used all the images in the dataset without any specialised preprocessing or preselection. All images were rescaled to 224×224 pixels. This dataset was divided according to the 60%-20%-20% train-validation-test split.

D.3 Caltech-UCSD Birds

Caltech-UCSD Birds-200-2011⁴ dataset (Wah et al., 2011) is another natural image benchmark explored in the original work on CBMs by Koh et al. (2020). It consists of 11,788 bird photographs from 200 species (classes) and originally includes 312 concepts, such as wing colour, beak shape, *etc.* We have followed the preprocessing routine proposed by Koh et al. (2020) and keep the original train-validation-test split to avoid spurious mixing of photographers in the data. Particularly, the final dataset includes only the 112 most prevalent binary attributes. We have included image augmentations during training, such as random horizontal flips, adjustments of the brightness and saturation, and normalisation. Similar to AWA2, CUB concepts are shared across all instances of individual classes. No additional specialised preprocessing was performed on the images, which were rescaled to a resolution of 224×224 pixels.

D.4 CIFAR-10

CIFAR-10⁵ (Krizhevsky et al., 2009) is a benchmarking natural image dataset. It includes 60,000 32×32 colour images in 10 classes, with 6,000 images per class. There are 50,000 training and 10,000 test images. To generate the validation set, we randomly hold out 10,000 images from the training data to remain faithful to the original test set. Following the setup by Oikarinen et al. (2023), we generate 143 concept labels as described in Section 4 using VLMs by comparing the similarities between each instance and the concept text embedding with thus of *not* the concept. We apply random horizontal flips, adjustments to brightness and saturation, resize the images to a resolution of 128×128 pixels, and apply normalisation.

³<https://cvml.ista.ac.at/AWA2/>

⁴https://www.vision.caltech.edu/datasets/cub_200_2011/

⁵<https://www.cs.toronto.edu/~kriz/cifar.html>

D.5 ImageNet

ImageNet⁶ dataset (Russakovsky et al., 2015) is a large-scale natural image benchmark. It includes 1,000 object classes and contains 1,281,167 training, 50,000 validation, and 100,000 unlabelled test images. In our experiments, we allocate half of the validation as the test set. We apply random horizontal flips, adjustments to brightness and saturation, resize images to a resolution of 128×128 pixels, and apply normalisation.

We adapt the 4,751 original concept variables introduced using GPT-3 by Oikarinen et al. (2023). To ensure that concepts are predictive of the target variable and can be inspected manually, we retain 100 attributes. Specifically, we keep those with the highest correlations with the final target while prioritising their diversity. To this end, we cluster concepts into 25 groups using the k -means algorithm and sample 4 attributes from each cluster based on Cramér’s V (Cramér, 1999) between the concept variable and y . Final concept labels were generated using CLIP as for CIFAR-10(Section 4).

D.6 Chest X-ray Datasets

As mentioned, we conducted an empirical evaluation on two real-world chest X-ray datasets: CheXpert (Irvin et al., 2019) and MIMIC-CXR (Johnson et al., 2019). The former includes over 220,000 chest radiographs from 65,240 patients at the Stanford Hospital.⁷ These images are accompanied by 14 binary attributes extracted from radiologist reports using the CheXpert labeller (Irvin et al., 2019), a model trained to predict these attributes. MIMIC-CXR is another publicly available dataset containing chest radiographs in DICOM format, paired with free-text radiology reports.⁸ It comprises more than 370,000 images associated with 227,835 radiographic studies conducted at the Beth Israel Deaconess Medical Center, Boston, MA, involving 65,379 patients. Similar to CheXpert, the same labeller was employed to extract the same set of 14 binary labels from the text reports. Notably, some concepts may be labelled as uncertain. Similar to Chauhan et al. (2023), we designate the *Finding/No Finding* attribute as the target variable for classification and utilise the remaining labels as concepts. In particular, the concepts are *atelectasis*, *cardiomegaly*, *consolidation*, *edema*, *enlarged cardiomeastinum*, *fracture*, *lung lesion*, *lung opacity*, *pleural effusion*, *pleural other*, *pneumonia*, *pneumothorax*, and *support devices*. In our implementation, we remove all the samples that contain uncertain labels and discard multiple visits of the same patient, keeping only the last acquired recording per subject for both datasets. All images were cropped to a square aspect ratio and rescaled to 224×224 pixels. Additionally, augmentations were applied during training, namely, random affine transformations, including rotation up to 5 degrees, translation up to 5% of the image’s width and height, and shearing with a maximum angle of 5 degrees. We also include a random horizontal flip augmentation to introduce variation in the orientation of recordings within the dataset. Both chest radiograph datasets are divided according to the 80%-10%-10% train-validation-test split.

⁶<https://www.image-net.org/update-mar-11-2021.php>

⁷<https://stanfordmlgroup.github.io/competitions/chexpert/>

⁸<https://physionet.org/content/mimic-cxr/2.0.0/>

E Implementation Details

This section provides implementation details, such as network architectures and intervention and fine-tuning procedure hyperparameter configurations. All models and procedures were implemented using PyTorch (v 1.12.1) (Paszke et al., 2019) and scikit-learn (v 1.0.2) (Pedregosa et al., 2011). We run the reported experiments on a cluster of GeForce RTX 2080 GPUs with a single CPU worker. The span of time elapsed to run each method is dependent on the dataset and architecture. On the synthetic tabular data, on average, it takes approx. 3 hours to train a concept bottleneck or black-box model. For the Animals with Attributes 2 and chest X-ray datasets, it takes up to 10 hours to train black boxes and CBMs. However, when using a pretrained backbone, *e.g.* Stable Diffusion, only fine-tuning is required, the run-time of which ranges from 10 minutes to 1 hour for all considered datasets.

Network & Probe Architectures For the synthetic tabular data, we utilise a fully connected neural network (FCNN) as the black-box model. Its architecture is summarised in Table E.1 in PyTorch-like pseudocode. For this classifier, probing functions are trained, and interventions are performed on the activations of the third layer, *i.e.* the output after line 2 in Table E.1. For AWA, CUB, MIMIC-CXR, and CheXpert, we use the ResNet-18 (He et al., 2016) with random initialisation followed by four fully connected layers and the sigmoid or softmax activation. Probing and interventions are performed on the activations of the second layer after the ResNet-18 backbone. Furthermore, we provide results for AWA with the Inception (Szegedy et al., 2015) backbone. For CIFAR-10 and ImageNet, we showcase the scalability of our methods on the pretrained Stable Diffusion Rombach et al. (2022) backbone followed by four fully connected layers and the sigmoid or softmax activation. For the CBMs, to facilitate fair comparison, we use the same architectures with the exception that the layers mentioned above were converted into bottlenecks with appropriate dimensionality and activation functions. Similar settings are used for post hoc CBMs with the addition of a linear layer mapping backbone representations to the concepts.

For fine-tuning, we utilise a single fully connected layer with an appropriate activation function as a linear probe and a multilayer perceptron with a single hidden layer as a nonlinear function. For evaluation on the test set (Table 1), we fit a logistic regression classifier from scikit-learn as a linear probe. The logistic regression is only used for evaluation purposes and not interventions.

Table E.1: Fully connected neural network architecture used as a black-box classifier in the experiments on the synthetic tabular data. `nn` stands for `torch.nn`; `F` stands for `torch.nn.functional`; `input_dim` corresponds to the number of input features.

FCNN Classifier	
1	<code>nn.Linear(input_dim, 256)</code> <code>F.relu()</code> <code>nn.Dropout(0.05)</code> <code>nn.BatchNorm1d(256)</code>
2	<code>for l in range(2):</code> <code>nn.Linear(256, 256)</code> <code>F.relu()</code> <code>nn.Dropout(0.05)</code> <code>nn.BatchNorm1d(256)</code>
3	<code>out = nn.Linear(256, 1)</code>
4	<code>torch.sigmoid()</code>

Interventions Unless mentioned otherwise, interventions on black-box models were performed using linear probes, the random-subset intervention strategy, and under $\lambda = 0.8$ (Equation 1). Recall that Figures F.4 and F.2 provide ablation results on the influence of the latter hyperparameter. Despite some variability, the analysis shows that higher values of λ expectedly lead to more effective interventions. The choice of λ for our experiments was meant to represent the “average case”, and no tuning was performed for this hyperparameter.

Similarly, we have mainly used a linear probing function and the simple random-subset intervention strategy to provide proof-of-concept results without extensive optimisation of the intervention strategy or the need for nonlinear probing. Thus, our primary focus was on demonstrating the intervenability of black-box models and showcasing the effectiveness of the fine-tuning method rather than an exhaustive hyperparameter search.

Intervention Strategies In ablation studies, we compare two intervention strategies (Figure F.4) inspired by Shin et al. (2023): (i) random-subset and (ii) uncertainty-based. Herein, we provide a more formal definition of these procedures described as pseudocode in Algorithms E.1–E.2. Recall that given a data point $(\mathbf{x}, \mathbf{c}, y)$ and predicted values $\hat{\mathbf{c}}$ and \hat{y} , an intervention strategy defines a distribution over intervened concept values \mathbf{c}' . Random-subset strategy (Algorithm E.1) replaces predicted values with the ground truth for several concept variables (k) chosen uniformly at random. By contrast, the uncertainty-based strategy (Algorithm E.2) samples concept variables to be replaced with the ground-truth values without replacement with initial probabilities proportional to the concept prediction uncertainties, denoted by $\boldsymbol{\sigma}$. In our experiments, the components of $\hat{\mathbf{c}}$ are the outputs of the sigmoid function, and the uncertainties are computed as $\sigma_i = 1 / (|\hat{c}_i - 0.5| + \varepsilon)$ (Shin et al., 2023) for $1 \leq i \leq K$, where $\varepsilon > 0$ is small.

Algorithm E.1: Random-subset Intervention Strategy

Input: A data point $(\mathbf{x}, \mathbf{c}, y)$, predicted concept values $\hat{\mathbf{c}}$, the number of concept variables to be intervened on $1 \leq k \leq K$

Output: Intervened concept values \mathbf{c}'

- 1 $\mathbf{c}' \leftarrow \hat{\mathbf{c}}$
 - 2 Sample \mathcal{I} uniformly at random from $\{\mathcal{S} \subseteq \{1, \dots, K\} : |\mathcal{S}| = k\}$
 - 3 $\mathbf{c}'_{\mathcal{I}} \leftarrow \mathbf{c}_{\mathcal{I}}$
 - 4 **return** \mathbf{c}'
-

Algorithm E.2: Uncertainty-based Intervention Strategy

Input: A data point $(\mathbf{x}, \mathbf{c}, y)$, predicted concept values $\hat{\mathbf{c}}$, the number of concept variables to be intervened on $1 \leq k \leq K$

Output: Intervened concept values \mathbf{c}'

- 1 $\sigma_j \leftarrow 1 / (|\hat{c}_j - 0.5| + \varepsilon)$ for $1 \leq j \leq K$, where $\varepsilon > 0$ is small
 - 2 $\boldsymbol{\sigma} \leftarrow (\sigma_1 \ \dots \ \sigma_K)$
 - 3 $\mathbf{c}' \leftarrow \hat{\mathbf{c}}$
 - 4 Sample k indices $\mathcal{I} = \{i_j\}_{j=1}^k$ s.t. each i_j is sampled without replacement from $\{1, \dots, K\}$ with initial probabilities given by $(\boldsymbol{\sigma} + \varepsilon) / (K\varepsilon + \sum_{i=1}^K \sigma_i)$, where $\varepsilon > 0$ is small
 - 5 $\mathbf{c}'_{\mathcal{I}} \leftarrow \mathbf{c}_{\mathcal{I}}$
 - 6 **return** \mathbf{c}'
-

Fine-tuning for Intervenability The fine-tuning procedure outlined in Section 3.3 and detailed in Algorithm B.1 necessitates intervening on the representations throughout the optimisation. During fine-tuning, we utilise the random-subset intervention strategy, *i.e.* interventions are performed on a subset of the concept variables by providing the ground-truth values. More concretely, interventions are performed on 50% of the concept variables chosen uniformly at random.

Fine-tuning Baselines The baseline methods described in Section 4 incorporate concept information in distinct ways. On the one hand, the multitask learning approach, FINE-TUNED, MT, utilises the entire batch of concepts at each iteration during fine-tuning. For this procedure, we set $\alpha = 1.0$ (recall that α controls the tradeoff between the target and concept prediction loss terms). On the other hand, the FINE-TUNED, A approach, which appends the concepts to the network’s activations, does not use the complete concept set for each batch. In particular, before appending, concept values are randomly masked and set to 0.5 with a probability of 0.5. This practical trick is reminiscent of the dropout (Srivastava et al., 2014) and is meant to help the model remain intervenable and handle missing concept values.

Hyperparameters Below, we list key hyperparameter configurations; the remaining details are documented in our code. For the synthetic data, CBMs and black-box classifiers are trained for 150 and 100 epochs, respectively, with a learning rate of 10^{-4} and a batch size of 64. Across all other experiments, CBMs are trained for 350 epochs and black-box models for 300 epochs with a learning rate of 10^{-4} halved midway through training and a batch size of 64. CBMs are trained using the

joint optimisation procedure (Koh et al., 2020) under $\alpha = 1.0$, where α controls the tradeoff between the concept and target prediction losses. All probes were trained on the validation data for 150 epochs with a learning rate of 10^{-2} using the stochastic gradient descent (SGD) optimiser. Finally, all fine-tuning procedures were run for 150 epochs with a learning rate of 10^{-4} and a batch size of 64 using the Adam optimiser. ImageNet is an exception to the above configurations due to its large size. The black-box models in this dataset were trained for 60 epochs, and the probes and fine-tuning procedures for 20 epochs. At test time, interventions were performed on batches of 512 data points.

F Further Results

This section contains supplementary results and ablation experiments not included in the main body of the text.

F.1 Further Results on Synthetic Data

Figure F.1 supplements the intervention experiment results in Figure 3, Section 5, showing intervention curves w.r.t. AUPR under the *bottleneck* generative mechanism for the synthetic data with varying validation set size. The overall patterns and conclusions are similar to those observed w.r.t. AUROC (Figure 3).

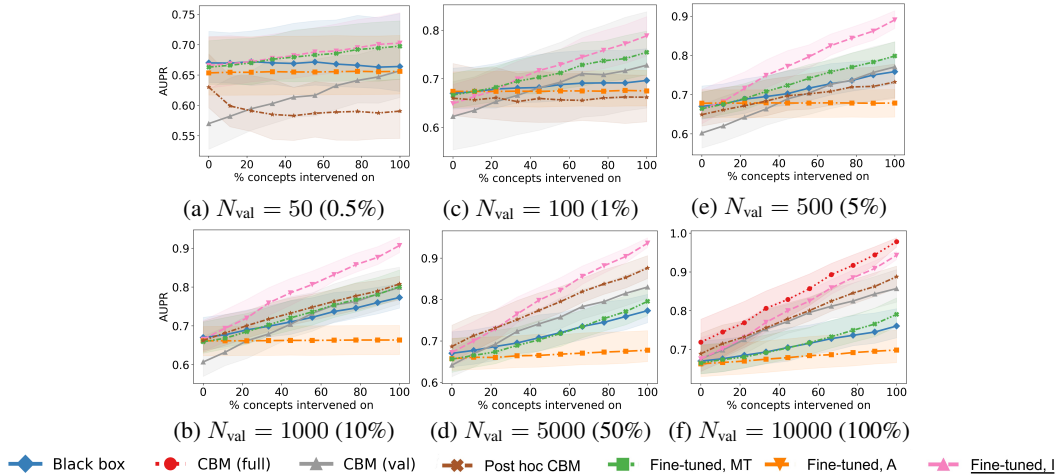


Figure F.1: Intervention results w.r.t. target AUPR on the synthetic *bottleneck* data. We explore the performance under varying validation set sizes (N_{val}). Percentages correspond to the fractions of the *original* validation set. For CBMs, we report the results obtained by training on the validation (CBM val) and full training sets (CBM full). Interventions were performed on test data across ten simulations. Lines correspond to medians, and confidence bands are given by interquartile ranges.

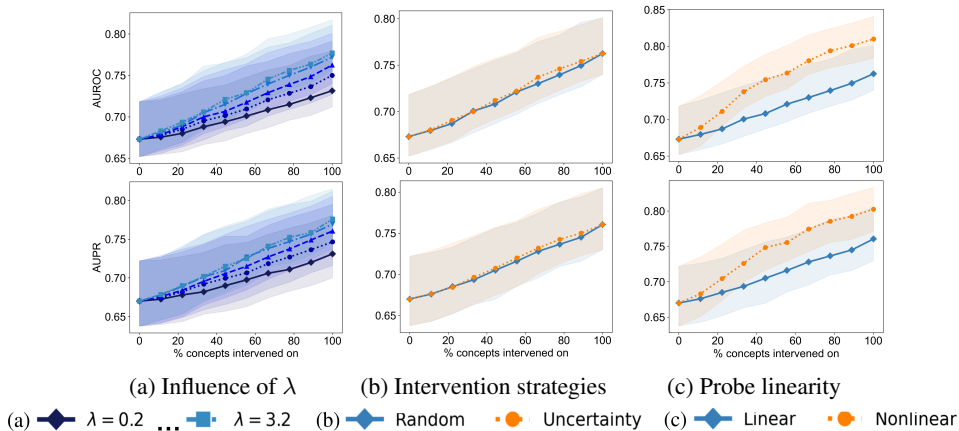


Figure F.2: Ablation study results w.r.t. target AUROC (*top*) and AUPR (*bottom*) on the synthetic dataset. Bold lines correspond to medians, and confidence bands are given by interquartile ranges across ten independent simulations. (a) Intervention results for the untuned black-box model under varying values of $\lambda \in \{0.2, 0.4, 0.8, 1.6, 3.2\}$ (Equation 3). **Darker** colours correspond to lower values. (b) Comparison between **random-subset** and **uncertainty-based** intervention strategies. (c) Comparison between **linear** and **nonlinear** probing functions.

Figure F.2 provides ablation experiment results obtained on the synthetic tabular data under the *bottleneck* generative mechanism shown in Figure D.1(a). In Figure F.2(a), we plot black-box intervention results across varying values of the hyperparameter λ (Equation 1). Higher λ s result in more effective interventions: this finding is expected since λ is the weight of the term penalising the inconsistency of the concept values predicted by the probe with the given values and, in the current implementation, interventions are performed using the ground truth. Interestingly, in Figure F.2(b), we observe no difference between the random subset and uncertainty-based intervention strategies. This could be explained by the fact that, in the synthetic dataset, all concepts by design are, on average, equally hard to predict and equally helpful in predicting the target variable (see Appendix D.1). Hence, the entropy-based uncertainty score should not be as informative in this dataset, and the order of intervention on the concepts should have little effect. Finally, similar to the main text, Figure F.2(c) suggests that a nonlinear probing function improves intervention effectiveness.

F.2 Effect of Interventions on Representations

In some cases (Abid et al., 2022), it may be deemed desirable that intervened representations z' (Equation 1) remain plausible, *i.e.* their distribution should be close to that of the original representations z . Figure F.3 shows the first two principal components (PC) obtained from a batch of original and intervened representations from the synthetic dataset (under the *bottleneck* scenario) for two different values of the λ -parameter. We observe that, under $\lambda = 0.2$ (Figure F.3(a)), interventions affect representations, but z' mainly stay close to z w.r.t. the two PCs. By contrast, under $\lambda = 0.4$, interventions lead to a visible distribution shift, with many vectors z' lying outside of the mass of z . This behaviour is expected since λ controls the tradeoff between the consistency with the given concepts c' and proximity. Thus, if the plausibility of intervened representations is desirable, the parameter λ should be tuned accordingly.

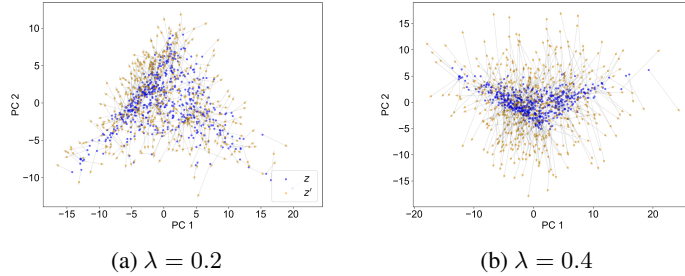


Figure F.3: Principal components (PC) for a batch of data point representations **before** (z) and **after** (z') concept-based interventions under the varying values of the parameter for (a) $\lambda = 0.2$ and (b) $\lambda = 0.4$.

F.3 Further Results on AwA2

This section includes the ablation experiments carried out on the AwA2 dataset (Figure F.4) similar to those on the synthetic shown in Figure F.2. Firstly, we vary the λ -parameter from Equation 3, which weighs the cross-entropy term, encouraging representation consistency with the given concept values. The results in Figure F.4(a) suggest that interventions are effective across all λ s. Expectedly, higher hyperparameter values yield more effective interventions, *i.e.* a steeper increase in AUROC and AUPR. Figure F.4(b) compares two intervention strategies: randomly selecting a concept subset (random) and prioritising the most uncertain concepts (uncertainty) (Shin et al., 2023) to intervene on (Algorithms E.1 and E.2, Appendix E). The intervention strategy has a clear impact on the performance increase, with the uncertainty-based approach yielding a steeper improvement. Finally, Figure F.4(c) compares linear and nonlinear probes. Here, intervening via a nonlinear function leads to a significantly higher performance increase.

Finally, to show the scalability of our methods to different backbone architectures, we report in Figure F.5 results with the Inception (Szegedy et al., 2015) backbone. As can be seen, the intervention procedure and our fine-tuning method remain successful regardless of the backbone architectures.

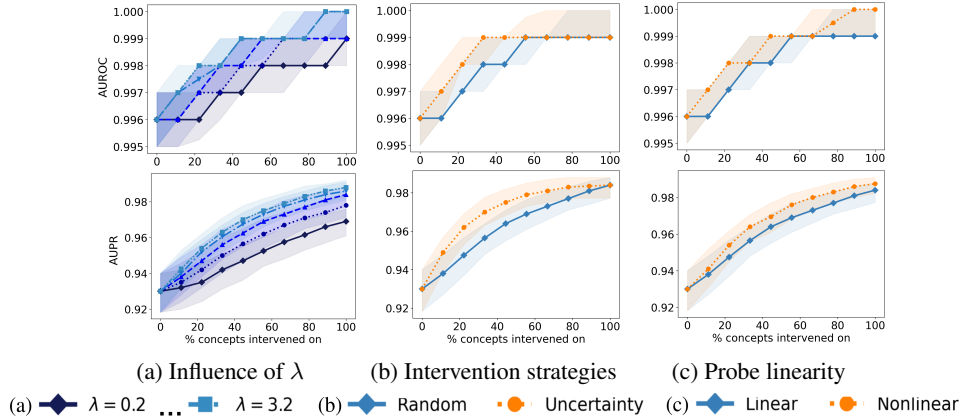


Figure F.4: Intervention results on the Awa2 dataset w.r.t. target AUROC (*top*) and AUPR (*bottom*) across ten independent train-validation-test splits. (a) Intervention results for the untuned black-box model under varying values of $\lambda \in \{0.2, 0.4, 0.8, 1.6, 3.2\}$ (Equation 3). **Darker** colours correspond to lower values. (b) Comparison between **random-subset** and **uncertainty-based** intervention strategies. (c) Comparison between **linear** and **nonlinear** probing functions.

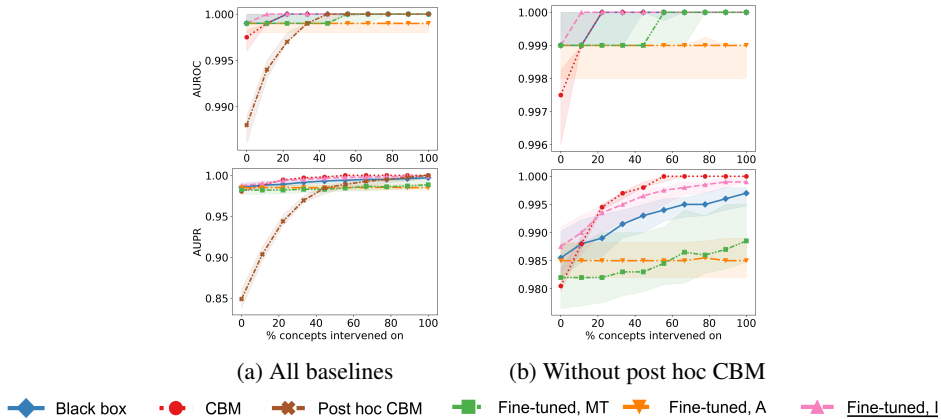


Figure F.5: Effectiveness of interventions w.r.t. target AUROC (*top*) and AUPR (*bottom*) on the Awa2 dataset with the Inception backbone. In the panels on the right (b), we have excluded post hoc CBM for legibility.

F.4 Results on CUB

In line with the previous literature (Koh et al., 2020), we assess our approach on the CUB dataset with the results summarised in Figure F.6. This dataset is similar to the Awa2, as the concepts are shared across whole classes. Thus, concepts and classes feature a strong and simple correlation structure. Expectedly, the CBM performs very well due to its inductive bias in relying on the concept variables. As in the previous simpler scenarios, untuned black boxes are, in principle, intervenable. However, the proposed fine-tuning strategy considerably improves the effectiveness of interventions. On this dataset, the performance (without interventions) of the post hoc CBM and the model fine-tuned for intervenability is visibly lower than that of the untuned black box. We attribute this to the poor association between the concepts and the representations learnt by the black box. Interestingly, post hoc CBMs do not perform as successfully as the models fine-tuned for intervenability. Generally, the behaviour of the models on this dataset falls in line with the findings described in the main body of the text and supports our conclusions.

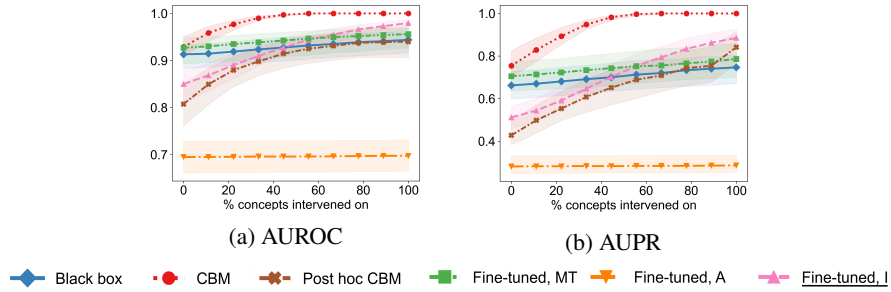


Figure F.6: Intervention results w.r.t. target (a) AUROC and (b) AUPR across ten initialisations on the CUB dataset.

F.5 Results on ImageNet

To further support the findings on CIFAR-10 using CLIP-based concept annotations, we explore the intervention effectiveness of our method in the large-scale ImageNet dataset. In Figure F.7 we show how the proposed fine-tuning method improves the intervention effectiveness when compared with the studied baselines. Note that the CBM is not computed due to the constraint of retraining the Stable Diffusion backbone from scratch for the concept bottleneck adaptation.

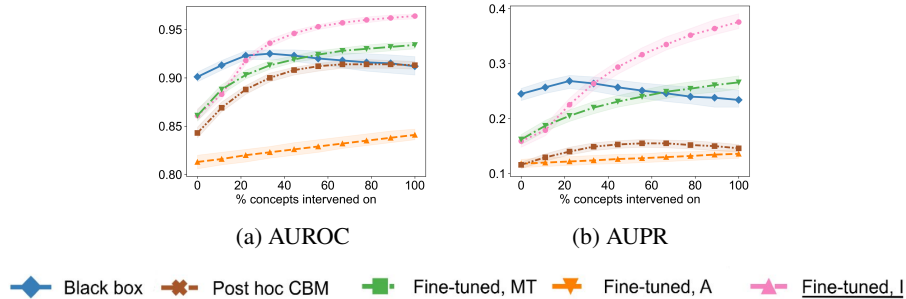


Figure F.7: Intervention results w.r.t. target (a) AUROC and (b) AUPR across ten initialisations on the ImageNet dataset.

F.6 Results on CheXpert

To further showcase the practicality of our approach, we present empirical findings on the CheXpert dataset, which are complementary to the MIMIC-CXR results included in Section 5. Figure F.8, shows how untuned black-box neural networks are not intervenable but after fine-tuning for intervenability, the model’s predictive performance and effectiveness of interventions improve visibly and even surpass those of the CBM. Finally, the remaining baseline including post hoc CBMs (even with residual modelling) exhibit a behaviour similar to the synthetic dataset with incomplete concepts: interventions have no or even an adverse effect on performance.

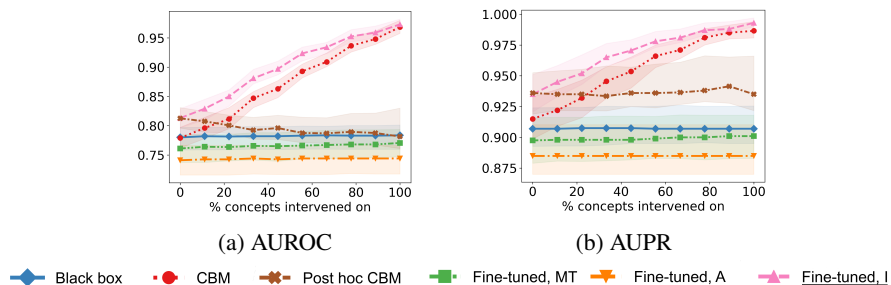


Figure F.8: Intervention results w.r.t. target (a) AUROC and (b) AUPR across ten initialisations on the CheXpert dataset.

F.7 Calibration Results

The fine-tuning approach introduced leads to better-calibrated predictions (Table 1), possibly, due to the regularising effect of intervenability. In this section, we further support this finding by visualising calibration curves for the binary classification tasks, namely, for the synthetic tabular data and chest radiograph datasets. Figure F.9 shows calibration curves for the fine-tuned model, untuned black box, and CBM averaged across ten seeds. We have omitted fine-tuning baselines in the interest of legibility since their predictions were comparably ill-calibrated as for the black box. The fine-tuned model consistently and considerably outperforms both the untuned black box and the CBM in all three binary classification tasks, as its curve is the closest to the diagonal, which corresponds to perfect calibration.

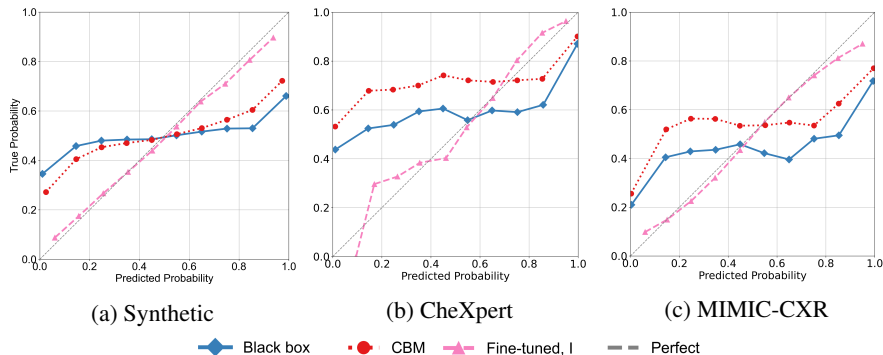


Figure F.9: Analysis of the probabilities predicted by the **black box**, **fine-tuned black box**, and **CBM** on the (a) synthetic, (b) CheXpert, and (c) MIMIC-CXR. The calibration curves, averaged across ten seeds, display for each bin the true empirical probability of $y = 1$ against the probability predicted by the model. The gray dashed line corresponds to perfectly calibrated predictions.

F.8 Influence of the Distance Function

Throughout the experiments, we have consistently utilised the Euclidean distance as d in Equation 1. In this section, we explore the influence of this design choice. In particular, we fine-tune the black-box model and intervene on all models under the cosine distance given by $d(\mathbf{x}, \mathbf{x}') = 1 - \mathbf{x} \cdot \mathbf{x}' / (\|\mathbf{x}\|_2 \|\mathbf{x}'\|_2)$.

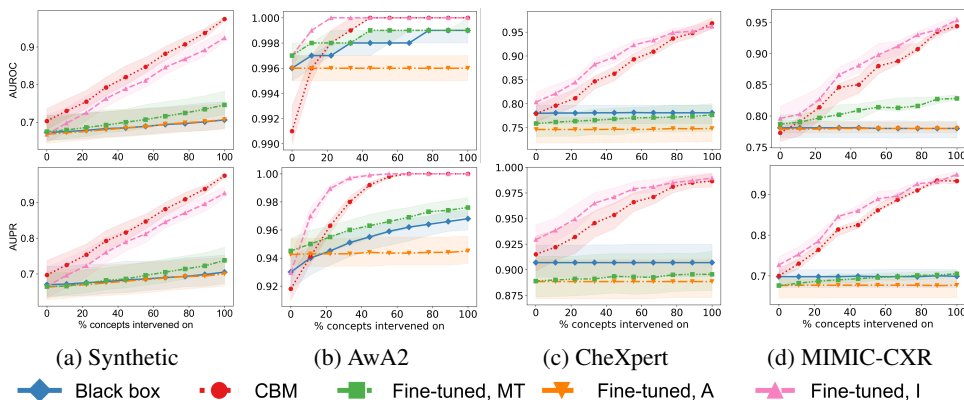


Figure F.10: Intervention results w.r.t. target AUROC (*top*) and AUPR (*bottom*) under the cosine distance function (Equation 1) on four studied datasets: (a) synthetic, (b) Awa2, (c) CheXpert, and (d) MIMIC-CXR. The comparison is performed across ten seeds.

Figure F.10 shows the intervention results under the cosine distance on the four datasets considered before. Firstly, for the synthetic and Awa2 datasets, we observe that the untuned black box is visibly less intervenable than under the Euclidean distance. In fact, for the Awa2 (Figure F.10(b), *top*), interventions slightly reduce the test-set AUROC. These results suggest that the intervention procedure is, indeed, sensitive to the choice of the distance function, and we hypothesise that the distance should be chosen to suit the latent space of the neural network considered. Encouragingly, the proposed fine-tuning procedure is equally effective under the cosine distance. Similar to the Euclidean case, it greatly improves the model’s intervenability.

F.9 Additional Baselines: Post Hoc CBMs with Residual Modelling

As an extension of post hoc CBMs, we consider residual modelling as described by Yuksekogunul et al. (2023). We refer to this baseline as POST HOC CBM-H, *i.e.* hybrid post hoc CBM. This variant adds a residual connection between the network’s representations and the final output. In particular, after sequential optimisation of the post hoc CBM parameters (Section 4), a residual predictor r_ζ is trained and added to the model’s output: $\min_\zeta \mathbb{E}_{(x,c,y) \sim \mathcal{D}} [\mathcal{L}^y(g_{\hat{\phi}}(q_\xi(h_\phi(x))) + r_\zeta(h_\phi(x)), y)]$. Similar to Yuksekogunul et al. (2023), we utilise a *linear* residual predictor in our experiments.

Figure F.11 shows intervention results for a selection of datasets. We specifically chose those experiments where simple post hoc CBMs exhibited poor intervenability. For legibility, we have only included the results for the original black box, ante and post hoc CBMs, and the model fine-tuned for intervenability. Across all datasets, POST HOC CBM-H shows a minor improvement in average predictive performance compared to the simple model. However, the introduction of the residual predictor, expectedly, has no significant effect on the steepness of the intervention curves. Thus, our fine-tuning approach consistently outperforms both variants of the post hoc CBM w.r.t. the effectiveness of interventions.

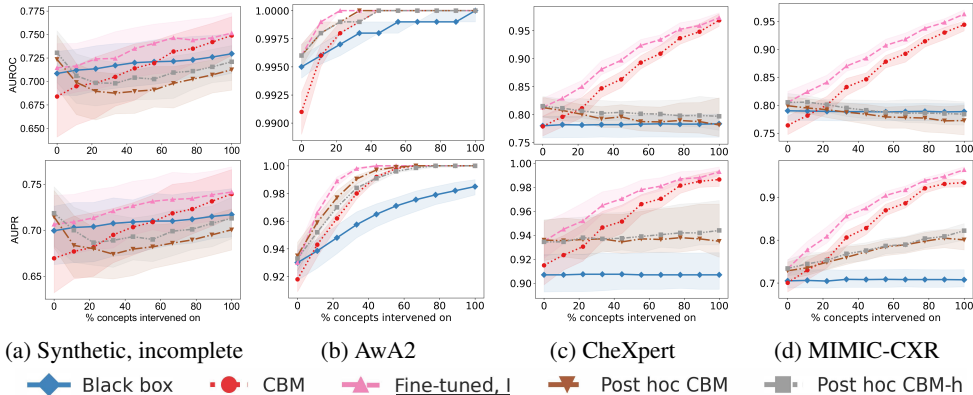


Figure F.11: Intervention results w.r.t. target AUROC (*top*) and AUPR (*bottom*) including the residual posthoc-CBM baseline on four studied datasets: (a) synthetic, (b) Awa2, (c) CheXpert, and (d) MIMIC-CXR. The comparison is performed across ten seeds.

F.10 Influence of the CBM training method

Lastly, we explore in Figure F.12 the intervention performance of the CBMs under the three different training methods introduced by Koh et al. (2020): independent, sequential, and joint. We show in both synthetic and MIMIC-CXR datasets that the results are comparable, and therefore, throughout the manuscript, we have focused solely on the joint optimisation procedure. We chose two datasets for this ablation to span the simpler synthetic tabular scenario and the more realistic chest X-ray classification, where the concepts and final target may have a more complex dependency.

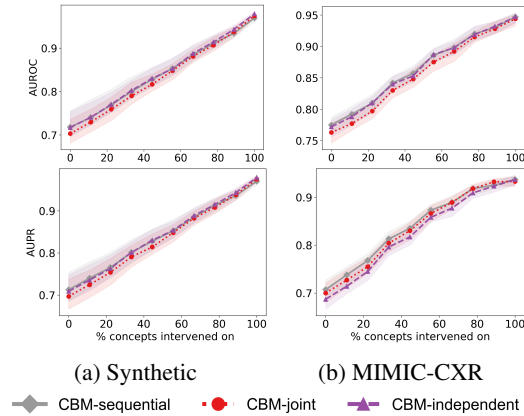


Figure F.12: Intervention results w.r.t. target AUROC (*top*) and AUPR (*bottom*) across ten initialisations on the (a) synthetic and (b) MIMIC-CXR datasets for the three different CBM training procedures.

NeurIPS Paper Checklist

1. Claims

Question: Do the main claims made in the abstract and introduction accurately reflect the paper's contributions and scope?

Answer: [Yes]

Justification: In the abstract, we claim that we introduce a new measure for intervenability and that we propose a method to make black boxes more intervenable. This is later demonstrated empirically on seven datasets.

Guidelines:

- The answer NA means that the abstract and introduction do not include the claims made in the paper.
- The abstract and/or introduction should clearly state the claims made, including the contributions made in the paper and important assumptions and limitations. A No or NA answer to this question will not be perceived well by the reviewers.
- The claims made should match theoretical and experimental results, and reflect how much the results can be expected to generalize to other settings.
- It is fine to include aspirational goals as motivation as long as it is clear that these goals are not attained by the paper.

2. Limitations

Question: Does the paper discuss the limitations of the work performed by the authors?

Answer: [Yes]

Justification: The last section of the manuscript includes the conclusion and limitations, followed by future work directions to tackle them.

Guidelines:

- The answer NA means that the paper has no limitation while the answer No means that the paper has limitations, but those are not discussed in the paper.
- The authors are encouraged to create a separate "Limitations" section in their paper.
- The paper should point out any strong assumptions and how robust the results are to violations of these assumptions (e.g., independence assumptions, noiseless settings, model well-specification, asymptotic approximations only holding locally). The authors should reflect on how these assumptions might be violated in practice and what the implications would be.
- The authors should reflect on the scope of the claims made, e.g., if the approach was only tested on a few datasets or with a few runs. In general, empirical results often depend on implicit assumptions, which should be articulated.
- The authors should reflect on the factors that influence the performance of the approach. For example, a facial recognition algorithm may perform poorly when image resolution is low or images are taken in low lighting. Or a speech-to-text system might not be used reliably to provide closed captions for online lectures because it fails to handle technical jargon.
- The authors should discuss the computational efficiency of the proposed algorithms and how they scale with dataset size.
- If applicable, the authors should discuss possible limitations of their approach to address problems of privacy and fairness.
- While the authors might fear that complete honesty about limitations might be used by reviewers as grounds for rejection, a worse outcome might be that reviewers discover limitations that aren't acknowledged in the paper. The authors should use their best judgment and recognize that individual actions in favor of transparency play an important role in developing norms that preserve the integrity of the community. Reviewers will be specifically instructed to not penalize honesty concerning limitations.

3. Theory Assumptions and Proofs

Question: For each theoretical result, does the paper provide the full set of assumptions and a complete (and correct) proof?

Answer: [Yes]

Justification: In the methods section, we formalise our method. The appendices contain the necessary derivations and algorithms used.

Guidelines:

- The answer NA means that the paper does not include theoretical results.
- All the theorems, formulas, and proofs in the paper should be numbered and cross-referenced.
- All assumptions should be clearly stated or referenced in the statement of any theorems.
- The proofs can either appear in the main paper or the supplemental material, but if they appear in the supplemental material, the authors are encouraged to provide a short proof sketch to provide intuition.
- Inversely, any informal proof provided in the core of the paper should be complemented by formal proofs provided in appendix or supplemental material.
- Theorems and Lemmas that the proof relies upon should be properly referenced.

4. Experimental Result Reproducibility

Question: Does the paper fully disclose all the information needed to reproduce the main experimental results of the paper to the extent that it affects the main claims and/or conclusions of the paper (regardless of whether the code and data are provided or not)?

Answer: [Yes]

Justification: We provide all hyperparameters and architecture choices in Appendix E. Additionally, the code in the shared anonymised repository helps ensure total reproducibility.

Guidelines:

- The answer NA means that the paper does not include experiments.
- If the paper includes experiments, a No answer to this question will not be perceived well by the reviewers: Making the paper reproducible is important, regardless of whether the code and data are provided or not.
- If the contribution is a dataset and/or model, the authors should describe the steps taken to make their results reproducible or verifiable.
- Depending on the contribution, reproducibility can be accomplished in various ways. For example, if the contribution is a novel architecture, describing the architecture fully might suffice, or if the contribution is a specific model and empirical evaluation, it may be necessary to either make it possible for others to replicate the model with the same dataset, or provide access to the model. In general, releasing code and data is often one good way to accomplish this, but reproducibility can also be provided via detailed instructions for how to replicate the results, access to a hosted model (e.g., in the case of a large language model), releasing of a model checkpoint, or other means that are appropriate to the research performed.
- While NeurIPS does not require releasing code, the conference does require all submissions to provide some reasonable avenue for reproducibility, which may depend on the nature of the contribution. For example
 - (a) If the contribution is primarily a new algorithm, the paper should make it clear how to reproduce that algorithm.
 - (b) If the contribution is primarily a new model architecture, the paper should describe the architecture clearly and fully.
 - (c) If the contribution is a new model (e.g., a large language model), then there should either be a way to access this model for reproducing the results or a way to reproduce the model (e.g., with an open-source dataset or instructions for how to construct the dataset).
 - (d) We recognize that reproducibility may be tricky in some cases, in which case authors are welcome to describe the particular way they provide for reproducibility. In the case of closed-source models, it may be that access to the model is limited in some way (e.g., to registered users), but it should be possible for other researchers to have some path to reproducing or verifying the results.

5. Open access to data and code

Question: Does the paper provide open access to the data and code, with sufficient instructions to faithfully reproduce the main experimental results, as described in supplemental material?

Answer: [Yes]

Justification: We provide the links and citations of all the used public datasets and the code to generate our synthetic dataset. Additionally, the code used to run the experiments and our method is provided in an anonymised repository.

Guidelines:

- The answer NA means that paper does not include experiments requiring code.
- Please see the NeurIPS code and data submission guidelines (<https://nips.cc/public/guides/CodeSubmissionPolicy>) for more details.
- While we encourage the release of code and data, we understand that this might not be possible, so “No” is an acceptable answer. Papers cannot be rejected simply for not including code, unless this is central to the contribution (e.g., for a new open-source benchmark).
- The instructions should contain the exact command and environment needed to run to reproduce the results. See the NeurIPS code and data submission guidelines (<https://nips.cc/public/guides/CodeSubmissionPolicy>) for more details.
- The authors should provide instructions on data access and preparation, including how to access the raw data, preprocessed data, intermediate data, and generated data, etc.
- The authors should provide scripts to reproduce all experimental results for the new proposed method and baselines. If only a subset of experiments are reproducible, they should state which ones are omitted from the script and why.
- At submission time, to preserve anonymity, the authors should release anonymized versions (if applicable).
- Providing as much information as possible in supplemental material (appended to the paper) is recommended, but including URLs to data and code is permitted.

6. Experimental Setting/Details

Question: Does the paper specify all the training and test details (e.g., data splits, hyper-parameters, how they were chosen, type of optimizer, etc.) necessary to understand the results?

Answer: [Yes]

Justification: The experimental setup section together with Appendix E include all the necessary details to reproduce the experiments.

Guidelines:

- The answer NA means that the paper does not include experiments.
- The experimental setting should be presented in the core of the paper to a level of detail that is necessary to appreciate the results and make sense of them.
- The full details can be provided either with the code, in appendix, or as supplemental material.

7. Experiment Statistical Significance

Question: Does the paper report error bars suitably and correctly defined or other appropriate information about the statistical significance of the experiments?

Answer: [Yes]

Justification: All results are reported as the summary statistics across ten independent experiments (seeds). The standard deviations are provided in all tables. In the plots, all the lines correspond to medians and confidence bands are given by interquartile ranges.

Guidelines:

- The answer NA means that the paper does not include experiments.
- The authors should answer "Yes" if the results are accompanied by error bars, confidence intervals, or statistical significance tests, at least for the experiments that support the main claims of the paper.

- The factors of variability that the error bars are capturing should be clearly stated (for example, train/test split, initialization, random drawing of some parameter, or overall run with given experimental conditions).
- The method for calculating the error bars should be explained (closed form formula, call to a library function, bootstrap, etc.)
- The assumptions made should be given (e.g., Normally distributed errors).
- It should be clear whether the error bar is the standard deviation or the standard error of the mean.
- It is OK to report 1-sigma error bars, but one should state it. The authors should preferably report a 2-sigma error bar than state that they have a 96% CI, if the hypothesis of Normality of errors is not verified.
- For asymmetric distributions, the authors should be careful not to show in tables or figures symmetric error bars that would yield results that are out of range (e.g. negative error rates).
- If error bars are reported in tables or plots, The authors should explain in the text how they were calculated and reference the corresponding figures or tables in the text.

8. Experiments Compute Resources

Question: For each experiment, does the paper provide sufficient information on the computer resources (type of compute workers, memory, time of execution) needed to reproduce the experiments?

Answer: [Yes]

Justification: We provided information on which type of GPUs we used and the time of development of our method in the implementation details in Appendix E.

Guidelines:

- The answer NA means that the paper does not include experiments.
- The paper should indicate the type of compute workers CPU or GPU, internal cluster, or cloud provider, including relevant memory and storage.
- The paper should provide the amount of compute required for each of the individual experimental runs as well as estimate the total compute.
- The paper should disclose whether the full research project required more compute than the experiments reported in the paper (e.g., preliminary or failed experiments that didn't make it into the paper).

9. Code Of Ethics

Question: Does the research conducted in the paper conform, in every respect, with the NeurIPS Code of Ethics [https://neurips.cc/public/EthicsGuidelines?](https://neurips.cc/public/EthicsGuidelines)

Answer: [Yes]

Justification: The code of ethics was strictly followed.

Guidelines:

- The answer NA means that the authors have not reviewed the NeurIPS Code of Ethics.
- If the authors answer No, they should explain the special circumstances that require a deviation from the Code of Ethics.
- The authors should make sure to preserve anonymity (e.g., if there is a special consideration due to laws or regulations in their jurisdiction).

10. Broader Impacts

Question: Does the paper discuss both potential positive societal impacts and negative societal impacts of the work performed?

Answer: [NA]

Justification: This paper presents work whose goal is to advance the field of Machine Learning, and we do not believe there are potential societal consequences of our work. Therefore, we feel that no extra statement needs to be specifically highlighted here.

Guidelines:

- The answer NA means that there is no societal impact of the work performed.
- If the authors answer NA or No, they should explain why their work has no societal impact or why the paper does not address societal impact.
- Examples of negative societal impacts include potential malicious or unintended uses (e.g., disinformation, generating fake profiles, surveillance), fairness considerations (e.g., deployment of technologies that could make decisions that unfairly impact specific groups), privacy considerations, and security considerations.
- The conference expects that many papers will be foundational research and not tied to particular applications, let alone deployments. However, if there is a direct path to any negative applications, the authors should point it out. For example, it is legitimate to point out that an improvement in the quality of generative models could be used to generate deepfakes for disinformation. On the other hand, it is not needed to point out that a generic algorithm for optimizing neural networks could enable people to train models that generate Deepfakes faster.
- The authors should consider possible harms that could arise when the technology is being used as intended and functioning correctly, harms that could arise when the technology is being used as intended but gives incorrect results, and harms following from (intentional or unintentional) misuse of the technology.
- If there are negative societal impacts, the authors could also discuss possible mitigation strategies (e.g., gated release of models, providing defenses in addition to attacks, mechanisms for monitoring misuse, mechanisms to monitor how a system learns from feedback over time, improving the efficiency and accessibility of ML).

11. Safeguards

Question: Does the paper describe safeguards that have been put in place for responsible release of data or models that have a high risk for misuse (e.g., pretrained language models, image generators, or scraped datasets)?

Answer: [NA]

Justification: To our best understanding, our proposed method does not have generative capabilities nor any risk of misuse.

Guidelines:

- The answer NA means that the paper poses no such risks.
- Released models that have a high risk for misuse or dual-use should be released with necessary safeguards to allow for controlled use of the model, for example by requiring that users adhere to usage guidelines or restrictions to access the model or implementing safety filters.
- Datasets that have been scraped from the Internet could pose safety risks. The authors should describe how they avoided releasing unsafe images.
- We recognize that providing effective safeguards is challenging, and many papers do not require this, but we encourage authors to take this into account and make a best faith effort.

12. Licenses for existing assets

Question: Are the creators or original owners of assets (e.g., code, data, models), used in the paper, properly credited and are the license and terms of use explicitly mentioned and properly respected?

Answer: [Yes]

Justification: All external datasets used are publicly available and are accordingly cited and acknowledged, with their corresponding licences properly respected.

Guidelines:

- The answer NA means that the paper does not use existing assets.
- The authors should cite the original paper that produced the code package or dataset.
- The authors should state which version of the asset is used and, if possible, include a URL.
- The name of the license (e.g., CC-BY 4.0) should be included for each asset.

- For scraped data from a particular source (e.g., website), the copyright and terms of service of that source should be provided.
- If assets are released, the license, copyright information, and terms of use in the package should be provided. For popular datasets, paperswithcode.com/datasets has curated licenses for some datasets. Their licensing guide can help determine the license of a dataset.
- For existing datasets that are re-packaged, both the original license and the license of the derived asset (if it has changed) should be provided.
- If this information is not available online, the authors are encouraged to reach out to the asset's creators.

13. **New Assets**

Question: Are new assets introduced in the paper well documented and is the documentation provided alongside the assets?

Answer: [Yes]

Justification: We provide an in-depth explanation of the introduced methods as well as the algorithms used and procedures to generate new data.

Guidelines:

- The answer NA means that the paper does not release new assets.
- Researchers should communicate the details of the dataset/code/model as part of their submissions via structured templates. This includes details about training, license, limitations, etc.
- The paper should discuss whether and how consent was obtained from people whose asset is used.
- At submission time, remember to anonymize your assets (if applicable). You can either create an anonymized URL or include an anonymized zip file.

14. **Crowdsourcing and Research with Human Subjects**

Question: For crowdsourcing experiments and research with human subjects, does the paper include the full text of instructions given to participants and screenshots, if applicable, as well as details about compensation (if any)?

Answer: [NA]

Justification: This work does not include experiments nor research with human subjects.

Guidelines:

- The answer NA means that the paper does not involve crowdsourcing nor research with human subjects.
- Including this information in the supplemental material is fine, but if the main contribution of the paper involves human subjects, then as much detail as possible should be included in the main paper.
- According to the NeurIPS Code of Ethics, workers involved in data collection, curation, or other labor should be paid at least the minimum wage in the country of the data collector.

15. **Institutional Review Board (IRB) Approvals or Equivalent for Research with Human Subjects**

Question: Does the paper describe potential risks incurred by study participants, whether such risks were disclosed to the subjects, and whether Institutional Review Board (IRB) approvals (or an equivalent approval/review based on the requirements of your country or institution) were obtained?

Answer: [NA]

Justification: This work does not include experiments nor research with human subjects.

Guidelines:

- The answer NA means that the paper does not involve crowdsourcing nor research with human subjects.

- Depending on the country in which research is conducted, IRB approval (or equivalent) may be required for any human subjects research. If you obtained IRB approval, you should clearly state this in the paper.
- We recognize that the procedures for this may vary significantly between institutions and locations, and we expect authors to adhere to the NeurIPS Code of Ethics and the guidelines for their institution.
- For initial submissions, do not include any information that would break anonymity (if applicable), such as the institution conducting the review.