

Jovian Signal at BOREXINO

Saeed Ansarifard* and Yasaman Farzan†

*School of physics, Institute for Research in Fundamental Sciences (IPM)
P.O.Box 19395-5531, Tehran, Iran*

(Dated: February 6, 2024)

The BOREXINO experiment has been collecting solar neutrino data since 2007, providing the opportunity to study the variation of the event rate over a decade. We find that at 96 % C.L., the rate of low energy events shows a time modulation favoring a correlation with a flux from Jupiter. We present a new physics model based on dark matter of mass 1-4 GeV captured by Jupiter that can account for such modulation. We discuss how this scenario can be tested.

INTRODUCTION

Accumulation of BOREXINO data on solar ${}^7\text{Be}$ neutrino line over a decade [1] provides the opportunity to study the time variation of the flux on Earth. Obviously, because of the eccentricity of the Earth orbit, $\epsilon = (1.6698 \pm 0.0003)\%$ [2]¹ the flux should have a $\sim 3.3\%$ annual variation. Although the fluctuations in the background of the experiment may contaminate this signal, thanks to the installation of the temperature control and stabilization system, the environmental conditions in the detector have been stabilized since 2019 [3]. There are also slowly decreasing radioactive backgrounds which have been significantly reduced by the 2 final years of data taking [3].

Using the accurate BOREXINO data obtained after 2019, the annual variation of ${}^7\text{Be}$ flux on Earth yields $\epsilon = (0.86 \pm 0.62)\%$ which is about half the actual eccentricity. On the other hand, with the data taken during 2011–2013, the result tends to be 1.6 times the actual value: $\epsilon = (2.74 \pm 0.77)\%$. This tension cannot be attributed to the fluctuations inside the Sun because the solar g-modes have much shorter periodicity and average to zero over one year [4]. It is also worth noting that the contribution of the cosmogenic ${}^{11}\text{C}$ due to the cosmic ray is negligible in the energy range under study [1].

We entertain the possibility that the largest planet in the solar system, Jupiter, may play a role. Indeed, we find that associating an event rate of ~ 1.5 count per day per 100 tons of target (cpd/100t) to Jupiter, the observed change in the modulation of events over years can be explained. Such extra contribution can be accommodated within the average flux uncertainty [5]. Measuring the direction of the flux over time, this hypothesis can be tested. While dark matter with a mass of 1 – 4 GeV can be trapped inside Jupiter, it will evaporate from the Sun [6–8]. We build a model based on this Jovian feature to explain an event rate of few per day at BOREXINO associated to Jupiter. In our model, the annihilation of trapped DM pairs produces a flux of milli-charged parti-

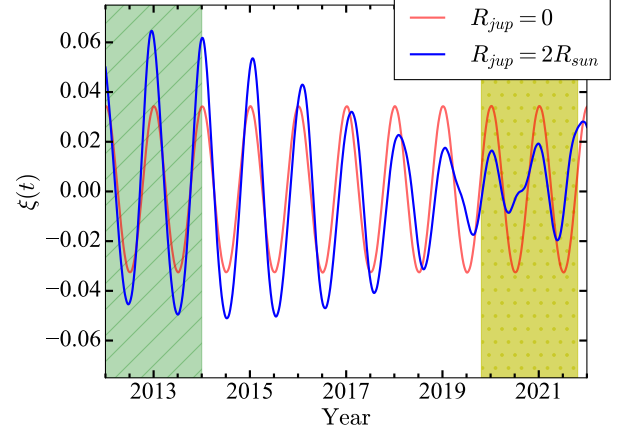


FIG. 1. Relative modulation of the event rates at the detector due to the orbital motion of the planets. The red (blue) curves shows the modulation without (with) a contribution from Jupiter. The green area to the left corresponds to the period when Jupiter is on the side of the perihelion of the Earth orbit. The olive area to the right indicates the period for which Jupiter is located closer to the aphelion. During this period, the background conditions at the detector are most stable.

cles that leads to a signal at BOREXINO mimicking the solar ${}^7\text{Be}$ events.

In this *letter*, we first discuss the modulation of the low energy BOREXINO event rate in the presence of a Jovian contribution and present the best fit for the intensity of this new component. We then introduce a beyond standard model scenario that accounts for such contribution, respecting all the present bounds. We then summarize the results and highlight approaches to test the model. In the appendix, we demonstrate that a Jovian component significantly improves the fit to the solar neutrino data.

HINT FOR A SIGNAL FROM JUPITER

In the presence of background and a contribution from Jupiter, the β -like event rate associated to the solar ${}^7\text{Be}$

¹ <https://data.giss.nasa.gov/modelE/ar5plots/srorbpar.html>

detection can be parameterized as

$$\mathcal{R}(t) = \frac{R_{sun}}{d_{sun}^2(t)} + \frac{R_{jup}}{d_{jup}^2(t)} + R_B \quad (1)$$

where d_{sun} (d_{jup}) is the distance from the Sun (Jupiter) to the Earth in Astronomical Unit (AU) as a function of time t which can be obtained using Ref. [9]. R_{sun} and R_{jup} are respectively proportional to the event rates induced by Sun and Jupiter. We take them to be constant in time which is a reasonable assumption for the study of the annual variation. Nevertheless, as discussed before R_B at BOREXINO suffered a non-negligible variation in the time period before 2019.

The temporal average of $\mathcal{R}(t)$ over years can be approximately written as

$$\langle \mathcal{R} \rangle \approx \frac{R_{sun}}{(1 \text{ AU})^2} + \frac{R_{jup}}{(5 \text{ AU})^2} + \langle R_B \rangle \quad (2)$$

As long as $R_{jup} \lesssim R_{sun}$, the deviation of $\langle \mathcal{R} \rangle$ from the standard prediction will be within uncertainties of the prediction [10]. Neglecting the time variation of R_B , we define a quantity demonstrating the modulation in the event rate due to varying d_{sun} and d_{jup}

$$\xi(t) \equiv \frac{\mathcal{R}(t) - \langle \mathcal{R} \rangle}{[R_{sun}/(1 \text{ AU})^2]}. \quad (3)$$

We expect when Jupiter is located closer to Earth aphelion (around 2020), the annual variation of $\mathcal{R}(t)$ to be suppressed relative to the case that Jupiter is on the opposite side (around 2013) because in the latter case (when Jupiter is closer to perihelion), the annual maximums of R_{sun}/d_{sun}^2 and R_{jup}/d_{jup}^2 add up. Fig. (1) shows the behavior of $\xi(t)$ consistent with this expectation.

Utilizing the data from [1] we concentrate on the period Oct 2019 to Oct 2021 in which the temporal variation of R_B is negligible [3]. Within standard solar model and standard neutrino mass and mixing scheme, it is predicted $R_{sun}/(1 \text{ AU})^2 = 25 \pm 2$ (cpd/100t) [5, 11]. Using Eq. (1) and performing a Bayesian analysis [12, 13] with this prediction as an input, we find the best fit value for R_{jup} as

$$\frac{R_{jup}}{(5 \text{ AU})^2} = 1.53_{-0.81}^{+0.70} \text{ (cpd/100t)}. \quad (4)$$

The joint contour illustrated in Fig (2) shows an anti-correlation in the $R_B - R_{jup}$ plane. As shown in the appendix, the likelihood ratio test statistics disfavor the null Jovian signal (*i.e.*, $R_{jup} = 0$) at more than 96% C.L. Interestingly, two years of data taken corresponding to the expected excess of the annual modulation from Jupiter favors this new solution by more than 2σ . See the appendix for more details.

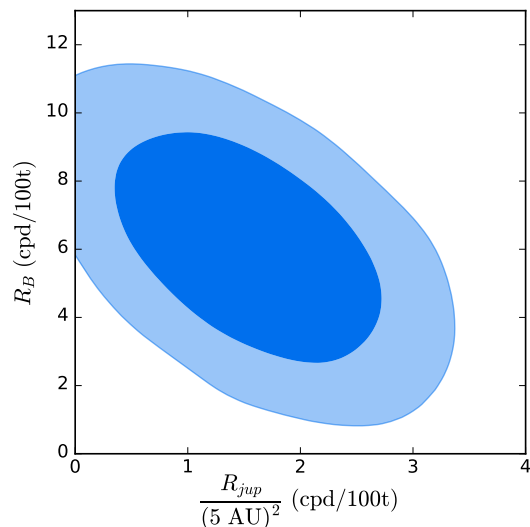


FIG. 2. 68% and 95% constraint contour on the free parameters R_{jup} and R_B . The analysis is performed using Eq. (1) and the last two years of data from [1]. The predicted value of R_{sun} is included with a Gaussian prior.

A MODEL FOR JOVIAN SIGNAL

In this section, we propose a toy model based on the absorption of Dark Matter (DM) particles (χ) in Jupiter and their subsequent annihilation to intermediate particles that give rise to a signal at BOREXINO, mimicking that of the solar ${}^7\text{Be}$ neutrinos. We take the DM mass in the range 1-4 GeV [7, 8, 14]. As shown in [15], if $f_\chi = 1\%$ of DM is composed of χ , the spin-dependent cross section of χ scattering off the protons can be as large as $\sim 10^{-24}$ cm 2 . With a matter density of 1.3 gr/cm 3 and being 71 % composed of Hydrogen, the mean free path of χ on the Jovian surface will be 2 cm. Thus, all χ particles reaching the Jupiter surface will be absorbed, yielding an absorption rate of

$$\mathcal{A} = 4\pi R_J^2 n_\chi v_\chi$$

where $R_J = 70000$ km is the Jupiter radius, $n_\chi = f_\chi(0.4 \text{ GeV/cm}^3)/m_\chi$ and $v_\chi \sim 10^{-3}c$ so

$$\mathcal{A} = 7 \times 10^{25} \text{ sec}^{-1} (f_\chi/0.01) (\text{GeV}/m_\chi).$$

The accumulated χ may annihilate to hadrons through the same coupling responsible for scattering off nuclei. However, if we assume asymmetric scenario where $n_\chi \gg n_{\bar{\chi}}$, this mode of annihilation will be closed. Instead, we couple χ to a scalar ϕ with a mass $m_\phi \sim 20\text{MeV}$ through the following scalar potential

$$V = m_\phi^2 |\phi|^2 + (\lambda_{\phi\chi} |\phi|^2 \chi^2 + H.c.). \quad (5)$$

Notice that the global $U(1)$ symmetry under which $\chi \rightarrow \exp(-i\alpha)\chi$ is broken by the quadratic $\lambda_{\phi\chi}$ coupling but

the Z_2 symmetry ($\chi \rightarrow -\chi$) remains unbroken and protects χ from decay. The $\lambda_{\phi\chi}$ coupling can lead to $\chi\chi \rightarrow \phi\bar{\phi}$. For $\lambda_{\phi\chi} < 1$ and $m_\chi > 1$ GeV

$$\sigma_\chi = \sigma(\chi\chi \rightarrow \phi\bar{\phi}) < 3 \times 10^{-29} \text{ cm}^2.$$

In order for $\chi\chi \rightarrow \phi\bar{\phi}$ to balance the χ capture in Jupiter, the following relation should hold

$$\mathcal{A} = 2v_\chi^J (n_\chi^J)^2 V_J \sigma_\chi,$$

where $V_J = 4\pi R_J^3/3$. v_χ^J and n_χ^J are respectively the velocity and density of χ inside Jupiter. Taking the age of Jupiter equal to $t_J = 4.5 \times 10^9$ years, we can write $n_\chi^J \leq \mathcal{A}t_J/V_J$. In the limit that all captured χ particles remain inside Jupiter the equality holds valid. The velocity of χ should be between the thermal velocity in the Jupiter center (~ 10 km/sec) and the escape velocity (60 km/sec). Putting these together, we find $\sigma_\chi \geq 10^{-36} \text{ cm}^2$.

Annihilation $\phi\bar{\phi} \rightarrow \bar{\chi}\chi$ at $T > \text{GeV}$ can give rise to nonzero $\bar{\chi}$ abundance but as long as we take $\sigma_\chi \gg 10^{-36} \text{ cm}^2$, they annihilate away when $T \gg m_\phi$.

The ϕ pairs from annihilation of χ pairs will have an energy of $m_\chi \sim \text{GeV}$. In order to lead to MeV scattering events at BOREXINO, the ϕ particles have to first loose energy. Let us suppose there is a new vector boson, V with a mass of $(2-3) \times m_\phi$ and with couplings of order of $g_\phi \sim O(1)$ to ϕ and of $g_n = O(10^{-3})$ to the nucleons [16, 17]. Then,

$$\sigma(\phi + N \rightarrow \phi + N) \sim \frac{g_\phi^2 g_n^2}{4\pi m_V^2} \sim 10^{-32} \text{ cm}^2$$

and

$$\frac{\sigma(\phi + N \rightarrow \phi + N + V)}{\sigma(\phi + N \rightarrow \phi + N)} \sim \frac{g_\phi^2}{\pi^2} \left(\log \frac{\Delta E}{m_V} \right)^2 \sim \text{few} \times 10^{-2}. \quad (6)$$

With $g_\phi \sim 1$ and $g_n \sim 10^{-3}$, ϕ can go through a few (~ 5) bremsstrahlung scatterings before leaving Jupiter. While in the two body scattering, the average energy loss is $O(m_V)$, in the bremsstrahlung scattering the kinetic energy of ϕ will be shared between V and final ϕ and on average, the energy of ϕ can be reduced to half. V will immediately decay into a $\phi\bar{\phi}$ pair so a shower of ϕ and $\bar{\phi}$ will be formed after ~ 5 bremsstrahlung scattering. The energy of ϕ while leaving the planet will be therefore about $2^{-5} m_\chi \sim m_V$. When the kinetic energy of ϕ drops below m_V , the bremsstrahlung process stops. Moreover, in these energies scattering off nuclei will be elastic and will not lead to a significant energy loss. We therefore expect a flux of $\mathcal{A}(m_\chi/m_V)$ of ϕ particles with energies of $O(m_V)$ streaming out Jupiter.

In principle, the ϕ particles can be milli-charged and interact with the electrons inside the detector but then we expect a large signal induced by ϕ coming from the

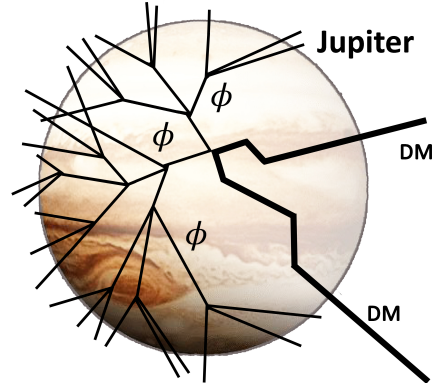


FIG. 3. Schematic view of DM trapping inside Jupiter, its annihilation to mediators and their cascading down to lower energies.

Earth, too. To avoid such a contribution from the Earth, we take ϕ to be neutral but assume that it decays to a pair of milli-charged particles, $\phi \rightarrow C\bar{C}$ with a decay length much larger than the earth radius. The C particles with mass of ~ 10 MeV and charge of $q \sim 10^{-4}e$ are still allowed by existing bounds [18, 19] and are even favored by the EDGES data [20].

The scattering of C off electrons inside BOREXINO with a recoil energy less than ~ 1 MeV ($T \lesssim 1$ MeV) can mimic solar ${}^7\text{Be}$ neutrino events. The cross section of this process can be estimated as

$$\sigma_e = \int_{T_{thr}}^T \frac{d\sigma(C + e \rightarrow C + e)}{dT} \sim \frac{\alpha q^2}{2m_e} (T_{thr}^{-1} - T^{-1}),$$

where T_{thr} is the threshold of recoil energy detection, $T_{thr} = 0.3$ MeV [1].

The rate of electron scattering events per day per 100 tonnes with a recoil energy less than ~ 1 MeV is expected to be

$$\mathcal{A} \times \frac{2m_\chi}{m_V} \times \text{day} \times \frac{\sigma_e}{4\pi d_{Jup}^2} \times \frac{100 \text{ t}}{2m_p}. \quad (7)$$

The factor $2m_\chi/m_V$ takes care of the average multiplicity of the $C + \bar{C}$ shower originating from a single χ annihilation. Thus, the Jovian signal rate can be estimated as

$$\frac{R_{jup}}{(5 \text{ AU})^2} \sim 1.5 \frac{f_\chi}{10^{-4}} \left(\frac{q}{10^{-4}e} \right)^2 \text{ cpd}/100\text{t}. \quad (8)$$

DISCUSSION AND CONCLUSIONS

We have analyzed the BOREXINO ${}^7\text{Be}$ neutrino data collected from 2011 to 2021 and found that the time variation of the signal deviates from the expected $1/d_{sun}^2$ behavior. In particular, the last time window of the data,

whose background was well under control, yields a value for the eccentricity of the Earth orbit which is about half the known value. New physics scenarios with 1 year periodicity such as pseudo-Dirac neutrinos [21, 22] are not able to resolve this tension.

To explain the unexpected behavior, we have hypothesized a flux of new particles from Jupiter that can induce a signal similar to that of the solar ${}^7\text{Be}$ flux with a $1/d_{jup}^2$ time variation. We found that with such contribution, the time variation of the signal at BOREXINO during 2019-2021 will be suppressed, explaining the lower extracted eccentricity. The best fit for the average rate of events from Jupiter is about 6% of the ${}^7\text{Be}$ events so it can hide in the 6% uncertainty of the solar neutrino prediction. This hypothesis can be tested by measuring the direction of incoming flux(es) over time.

We have proposed a scenario that accounts for such signal from Jupiter, based on three testable ingredients: (1) A fraction of $O(10^{-4})$ of dark matter with mass of 1-4 GeV and with a strong spin-dependent scattering off nuclei which can be tested by future dark matter search experiments [15]. Such dark matter component can be trapped by Jupiter but not by Sun [7, 8, 14]. (2) Intermediate particles, ϕ with mass of $O(10)$ MeV that are produced inside Jupiter from dark matter annihilation and a light mediator (V) of mass $O(10)$ MeV that couples to both ϕ and nuclei and leads to cascading of the ϕ particles of energy of ~ 1 GeV inside Jupiter to a flux of ϕ with kinetic energy of few MeV. The V particles can be discovered by the pion decay. (3) Milli-charged particles with mass of $O(10)$ MeV and $q \sim 10^{-4}e$ (testable by DUNE [23]) that are produced by the decay of ϕ on its way from Jupiter. The flux of milli-charged particle leads to a signal at BOREXINO mimicking the solar ${}^7\text{Be}$ line. Since the mediator is the massless photon, the cross section increases at lower energies so the recoil energy distribution provides another approach to test this scenario. Super-Kamiokande further suppresses the Jovian signal by selecting only signals from the Sun direction.

Data Availability

All the material and the code for this article are publicly available in Github

Appendix: Hypothesis test statistics

In order to test whether the variation of data is because of the background uncertainties, we randomly generate 30000 sample of simulated monthly binned data with the Jovian signal, taking

$$\left\{ \frac{R_{sun}}{(1 \text{ AU})^2} = 25.3, \frac{R_{jup}}{(5 \text{ AU})^2} = 1.5, R_B = 7.0 \right\} (\text{cpd}/100\text{t})$$

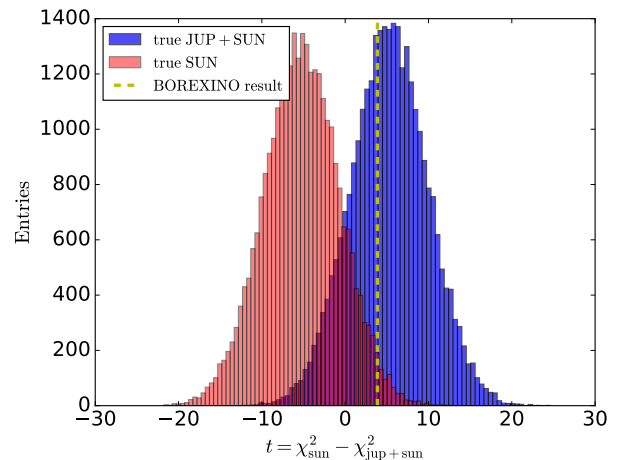


FIG. 4. The distribution of the t statistics considering the true signal comes only from Sun (red) or from both Sun and Jupiter (blue). The dashed line shows the BOREXINO result.

and compare them with the standard case, taking

$$\left\{ \frac{R_{sun}}{(1 \text{ AU})^2} = 24.6, R_{jup} = 0, R_B = 9.2 \right\} (\text{cpd}/100\text{t}).$$

Fig 4 shows the distribution of the t statistics which is defined as

$$t = -2 \log \left(\frac{\mathcal{L}(\text{SUN})}{\mathcal{L}(\text{SUN} + \text{JUP})} \right) \quad (\text{A.9})$$

where $\mathcal{L}(F)$ is the likelihood of theory F being true. The BOREXINO result gives $t = 3.33$ which disfavors the standard hypothesis with No-Jovian signal at 96.5% C.L.

We repeat the test for the two years of the data from 2012-2014 which yields the best fit value

$$\frac{R_{jup}}{(5 \text{ AU})^2} = 1.8_{-1.1}^{+0.8} (\text{cpd}/100\text{t}),$$

consistent with the results from the last two years as shown in (4). In this case because the variation of the background is not negligible, we have to use the residual of the trend data provided in ref. [1]. The Jovian signal is supported by more than 96% C.L. Unsurprisingly, the rest of the BOREXINO data taken during 2015 to 2019 is not able to discriminate the Jovian signal due to the large uncertainties in the temporal variation of the background and high correlation of the signal with the solar neutrino seasonal variation. The data before 2010 highly suffers from backgrounds which makes them unsuitable for this analysis [1].

This work has been supported by the European Union's Framework Programme for Research and Innovation Horizon 2020 under grant H2020-MSCA-ITN-2019/860881-HIDDeN as well as under the Marie Skłodowska-Curie Staff Exchange grant agreement No

101086085-ASYMMETRY. The authors would like to acknowledge support from ICTP through the Associates Programme and from the Simons Foundation through grant number 284558FY19. SA thanks A. M. Serenelli, J. Salvado and J.P. Pinheiro for the helpful discussion. Fig. 2 is produced using GetDist package [24]. The authors thank S. Jam for helping them to produce Fig. 3.

* ansarifard@ipm.ir

† yasaman@theory.ipm.ac.ir

- [1] S. Appel *et al.* (BOREXINO), *Astropart. Phys.* **145**, 102778 (2023), arXiv:2204.07029 [hep-ex].
- [2] J. L. Simon, P. Bretagnon, J. Chapront, M. Chapront-Touze, G. Francou, and J. Laskar, *AAP* **282**, 663 (1994).
- [3] M. Agostini *et al.* (BOREXINO), *Nature* **587**, 577 (2020), arXiv:2006.15115 [hep-ex].
- [4] T. Appourchaux *et al.*, *Astron. Astrophys. Rev.* **18**, 197 (2010), arXiv:0910.0848 [astro-ph.SR].
- [5] N. Vinyoles, A. M. Serenelli, F. L. Villante, S. Basu, J. Bergström, M. C. Gonzalez-Garcia, M. Maltoni, C. Peña Garay, and N. Song, *Astrophys. J.* **835**, 202 (2017), arXiv:1611.09867 [astro-ph.SR].
- [6] R. Garani and S. Palomares-Ruiz, *JCAP* **05** (05), 042, arXiv:2104.12757 [hep-ph].
- [7] L. Li and J. Fan, *JHEP* **10**, 186, arXiv:2207.13709 [hep-ph].
- [8] G. M. French and M. Sher, *Phys. Rev. D* **106**, 115037 (2022), arXiv:2210.04761 [hep-ph].
- [9] B. Rhodes, Skyfield: High precision research-grade positions for planets and Earth satellites generator, *Astrophysics Source Code Library*, record ascl:1907.024 (2019), ascl:1907.024.
- [10] M. C. Gonzalez-Garcia, M. Maltoni, J. a. P. Pinheiro, and A. M. Serenelli, arXiv:2311.16226 [hep-ph] (2023).
- [11] I. Esteban, M. C. Gonzalez-Garcia, M. Maltoni, T. Schwetz, and A. Zhou, *JHEP* **09**, 178, arXiv:2007.14792 [hep-ph].
- [12] J. Torrado and A. Lewis, Cobaya: Bayesian analysis in cosmology, *Astrophysics Source Code Library*, record ascl:1910.019 (2019), ascl:1910.019.
- [13] J. Torrado and A. Lewis, *JCAP* **05**, 057, arXiv:2005.05290 [astro-ph.IM].
- [14] A. Buckley, J. Ferrando, S. Lloyd, K. Nordström, B. Page, M. Rüfenacht, M. Schönerr, and G. Watt, *Eur. Phys. J. C* **75**, 132 (2015), arXiv:1412.7420 [hep-ph].
- [15] Y. Li, Z. Liu, and Y. Xue, *JCAP* **05**, 060, arXiv:2209.04387 [hep-ph].
- [16] S. N. Gninenko and N. V. Krasnikov, *Phys. Lett. B* **427**, 307 (1998), arXiv:hep-ph/9802375.
- [17] J. Altegoer *et al.* (NOMAD), *Phys. Lett. B* **428**, 197 (1998), arXiv:hep-ex/9804003.
- [18] A. A. Prinz *et al.*, *Phys. Rev. Lett.* **81**, 1175 (1998), arXiv:hep-ex/9804008.
- [19] N. Arefyeva, S. Gninenko, D. Gorbunov, and D. Kirpichnikov, *Phys. Rev. D* **106**, 035029 (2022), arXiv:2204.03984 [hep-ph].
- [20] A. Berlin, N. Blinov, G. Krnjaic, P. Schuster, and N. Toro, *Phys. Rev. D* **99**, 075001 (2019), arXiv:1807.01730 [hep-ph].
- [21] S. Ansarifard and Y. Farzan, *Phys. Rev. D* **107**, 075029 (2023), arXiv:2211.09105 [hep-ph].
- [22] G. Anamiati, R. M. Fonseca, and M. Hirsch, *Phys. Rev. D* **97**, 095008 (2018), arXiv:1710.06249 [hep-ph].
- [23] G. Magill, R. Plestid, M. Pospelov, and Y.-D. Tsai, *Phys. Rev. Lett.* **122**, 071801 (2019), arXiv:1806.03310 [hep-ph].
- [24] A. Lewis, GetDist: a Python package for analysing Monte Carlo samples (2019), arXiv:1910.13970 [astro-ph.IM].