

The past and future 20-years endeavor for discovering origins of ultra-high energy cosmic rays – Rapporteur’s summary of cosmic ray indirect –

Toshihiro Fujii

*Graduate School of Science, Osaka Metropolitan University, Sumiyoshi, Osaka 558-8585, Japan
Nambu Yoichiro Institute of Theoretical and Experimental Physics,
Osaka Metropolitan University, Sumiyoshi, Osaka 558-8585, Japan*

E-mail: toshi@omu.ac.jp

This article is the rapporteur’s summary of the cosmic ray indirect sessions of the 38th International Cosmic Ray Conference in Nagoya, Japan. The rapporteur highlights cosmic ray indirect observatories around the world, and reviews a selection of the latest results regarding the cosmic ray energy spectrum, mass composition, anisotropy, hadronic interaction models, theory, geophysics, interdisciplinary research, and future projects.

Published in T. Fujii, PoS (ICRC2023) 031 <https://pos.sissa.it/444/031/>

38th International Cosmic Ray Conference (ICRC2023)
26 July - 3 August, 2023
Nagoya, Japan



1. Receiving a baton as “rapporteur in Japan”

In the sweltering heat of Japan’s hottest season, the 38th International Cosmic Ray Conference (ICRC2023) was held in Nagoya at Nagoya University. With more than one thousand enthusiastic on-site participants, ICRC2023 was the first in person ICRC held since the beginning of the COVID-19 pandemic. To enable maximum participation the conference was streamed online, making it the first hybrid (both onsite and online) ICRC. A glimpse of the conference activities is shown in Figure 1.


In this proceedings, I summarize contributions from the “cosmic ray indirect” (CRI) sessions, constituting 128 oral presentations, 211 posters, and 6 related plenary talks. Although challenging (and exhausting), it was a great opportunity to discover not just the latest scientific results, but also the next-generation of cosmic ray scientists. The detailed and intriguing discussions I had with students and younger members in the field left me feeling confident in the future of cosmic ray research. I sincerely thank the contributors to the CRI sessions for your productive and fruitful discussions. I would also like to express my deepest appreciation to the local organizing committee (LOC) of ICRC2023 for their hard work and allowing me to focus on my role as rapporteur.

In April 2023, I received an email informing me that I had been nominated as the rapporteur of the ICRC2023 CRI session. I was flabbergasted to learn that I would have to summarize >340 contributions, in addition to assisting the LOC. At the opening reception I met Prof. Angela Olinto, who was the CRI rapporteur of ICRC2003 in Tsukuba, Japan. She told me that “it is a great honor” and “it is up to you how you do it”. With her encouragement, I received a baton as “rapporteur in Japan” (Figure 2A). At ICRC2023, there were nearly twice as many contributions as ICRC2003 [1], indicating a significant extension of the research field and increase in the number of active scientists.

In this proceedings, I would like to describe a selection of results including my personal thoughts and future perspectives for “passing the baton” to the next generation of scientists. Furthermore, just as the Japanese people were told during the pandemic to consider the “Three Cs” (Closed



Figure 1: Photos at ICRC2023. These photos are from the opening session, photo session, poster session, coffee break, the Chicago dinner and Global Cosmic ray Observatory (GCOS) dinner. In-person events such as these, which were impossible during the pandemic, are important and allow for productive discussion and networking.



(A) With Prof. Angela Olinto

(B) Schematic view of UHECR astronomy

Figure 2: Receiving a baton as rapporteur in Japan and schematic view of UHECR astronomy. (A) Memorial photo with Prof. Angela Olinto, rapporteur of ICRC2003. (B) Conceptual image to indicate UHECR astronomy. The background image shows possible UHECR source candidates, such as active galactic nuclei, starburst galaxies and neutron stars.

spaces, Crowded places and Close-contact settings¹⁾, I would like to emphasize the importance of a different set of “Three Cs” in relation to cosmic ray research: Calibration, Cross check and Collaboration. The proceedings starts by briefly looking back at the pioneering work in cosmic ray observation performed in Nagoya, before introducing current CRI experiments across the world. The latest energy spectrum, mass composition and anisotropy results, as well as hadronic interaction models, geophysics, interdisciplinary research, theory and future projects are discussed.

As background to my own research, my interests are observations of ultra-high energy cosmic

¹<https://www.kantei.go.jp/jp/content/000061935.pdf>




Figure 3: Pioneering work performed by Prof. Yataro Sekido in the development of cosmic ray telescopes. Motivated by an excess detection in the direction of Orion, Prof. Yataro Sekido and his colleagues developed a total of six cosmic ray telescopes. Photos taken at Nagoya University Museum.

rays (UHECRs) with energies above 10^{19} eV (= 10 EeV) and detector developments. This is because UHECRs are less deflected by Galactic and extragalactic magnetic fields, so their arrival directions are more likely to point back to their sources as shown in Figure 2B. I will address the future prospects of “UHECR astronomy” and discuss the requirements to clarify the nature and sources of UHECRs.

2. Pioneering work of CRI telescope developments in Nagoya

It is worth mentioning the pioneering work performed by Prof. Yataro Sekido in CRI telescopes. In the 1950s, he identified an enhancement of cosmic rays in the direction of Orion [2]. Motivated by the result, he and his colleagues constructed a total of six cosmic-ray telescopes as shown in Figure 3. There was a special exhibition at Nagoya University Museum to recognize their efforts named “The voice from the universe – cosmic ray telescopes of Nagoya University –”².

3. CRI observatories across the world

In the last 20 years, scientists have built large cosmic ray observatories all over the world. Figure 4 shows a CRI world map indicating locations of the observatories reported in the CRI

²<https://www.num.nagoya-u.ac.jp/english/exhibitions/spot/20230726.html>

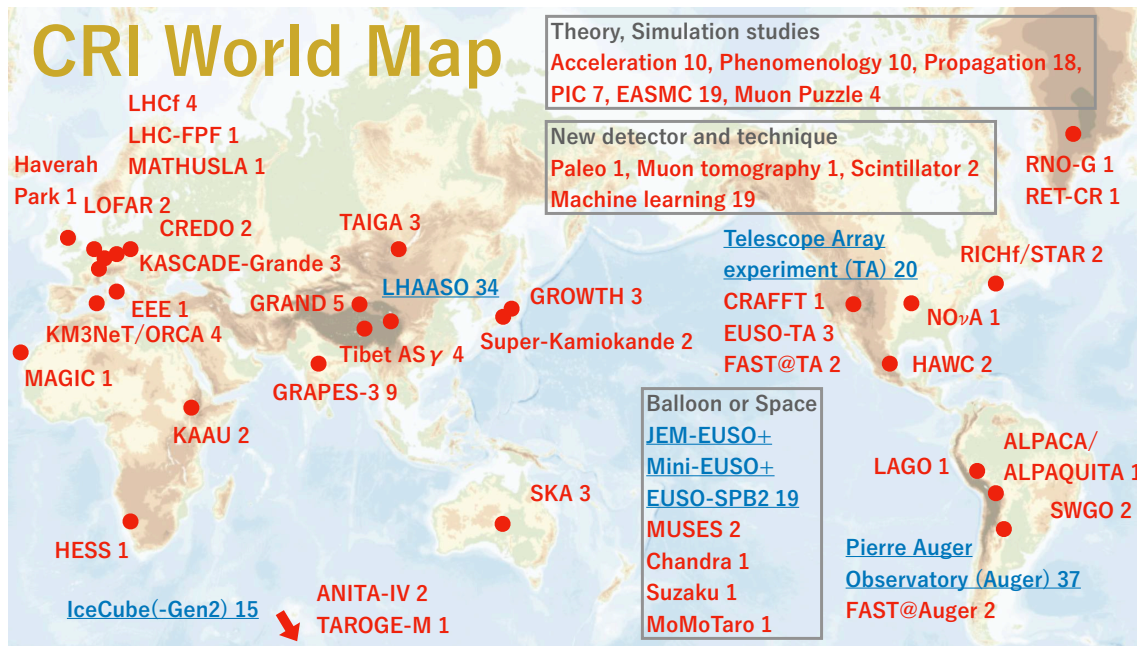


Figure 4: CRI World Map. The filled circles show the locations of CRI experiments around the world. The balloon and space experiments are listed in the bottom box. Contributions which were not directly related to any of the listed experiments, such as those focusing on theory, simulations, new detectors and techniques, are listed in the boxes at the top of the figure. The number next to each experiment/topic name indicates the number of contributions from that experiment/topic reported in the CRI sessions, categorized by the rapporteur.

sessions and their respective number of contributions. The top-five experiments with the greatest number of contributions were from the Pierre Auger [3], LHAASO [4], Telescope Array [5], JEM-EUSO [6], and IceCube [7] collaborations.

The Pierre Auger Observatory (Auger) is the world's largest cosmic ray observatory with an effective area of 3000 km². It is located in Malargüe, Argentina and observes the highest energy cosmic rays [3]. The observatory's ongoing upgrade, "AugerPrime", is in its final commissioning phase and will soon start data-taking with the plastic scintillators and radio detectors which have been installed on the top of the original water Cherenkov detectors. The upgrade also includes new electronics, higher dynamic range PMTs and underground muon detectors [8, 9]. The Telescope Array experiment (TA) is the largest cosmic-ray detector in northern hemisphere with an effective area of 700 km², located in Utah, USA [5]. It is also currently undergoing an upgrade, called TA×4, to increase the effective area of the array four-fold by installing additional surface detectors [10, 11]. Auger and TA use a hybrid technique to detect extensive air showers, combining a surface detector array (SD) on the ground, overlooked by a fluorescence detector (FD). The importance of atmospheric monitoring in CRI experiments was summarized in the review talk [12].

The Joint Exploratory Missions of Extreme Universe Space Observatory (JEM-EUSO) is a mission to observe extensive air showers by placing fluorescence detectors in space [6]. The Mini-EUSO telescope has been installed onboard the International Space Station, providing measurements of geophysical lightning phenomena [13]. The EUSO-SPB2 balloon was launched in May 13, 2023, providing a demonstration of the detector's performance and verification of its design [14, 15].

The Large High Altitude Air Shower Observatory (LHAASO) is an observatory located on Mt. Haizi in China and detects TeV-PeV gamma rays and charged particles [4]. LHAASO consists of a variety of detectors; a detector array combining scintillation counters and underground muon detectors with 1.3 km² coverage (KM2A), a water-Cherenkov detector array with 78,000 m² coverage (WCDA), an electron neutron detector array with 1000 m² coverage, and a total of 18 wide-field-of-view air Cherenkov telescopes (WFCTA) [16]. The IceCube observatory is a neutrino observatory with a target volume of 1 km³ located near the Amundsen-Scott South Pole Station. IceCube possesses a cosmic ray detector which combines an ice-Cherenkov detector array called "IceTop" and a deep underground muon detector [17]. IceTop is now being upgraded to include plastic scintillators which will allow it to be more sensitive to the mass composition of cosmic rays [18].

I would also like to highlight the idea of installing cosmic ray detectors in schools across Europe, dubbed the "Extreme Energy Events" (EEE) experiment [19]. Although thus far there have been no "Extreme Energy Events" observed in 4-years of operation, the rapporteur thinks it is a great concept and hopes for successful detection in the near future.

The highlight and review talks related to CRI measurements are shown in Figure 5. The review talks from the Forward Physics Facility, which detailed the latest results from hadronic interaction model studies [20], and from the recent progress of cosmic ray applications to non-destructively investigate archaeological ruins (such as Egyptian pyramids) [21] are also shown.

4. Detector calibrations and machine learning techniques

Focusing on the Calibration of my "Three Cs", there were 33 proceedings written detailing calibration methods, instruments and long-term performances. These studies are essential for



Figure 5: Highlight and review talks related to CRI measurements [3, 5, 12, 13, 20, 21]

obtaining accurate final results. As a new topic, there were 19 contributions regarding machine learning. These studies were primarily for the purpose of Cross checking current results and/or for the improvement of current analyses. They collectively show that utilizing machine learning techniques can provide us new insights into our data. A subset of these contributions, selected by the rapporteur, is highlighted in Figure 6. Due to the page limitation, not all contributions can be shown. The full list of contributions can be found at <https://pos.sissa.it/444/>.

5. Energy spectrum – How frequently do cosmic rays arrive at Earth?

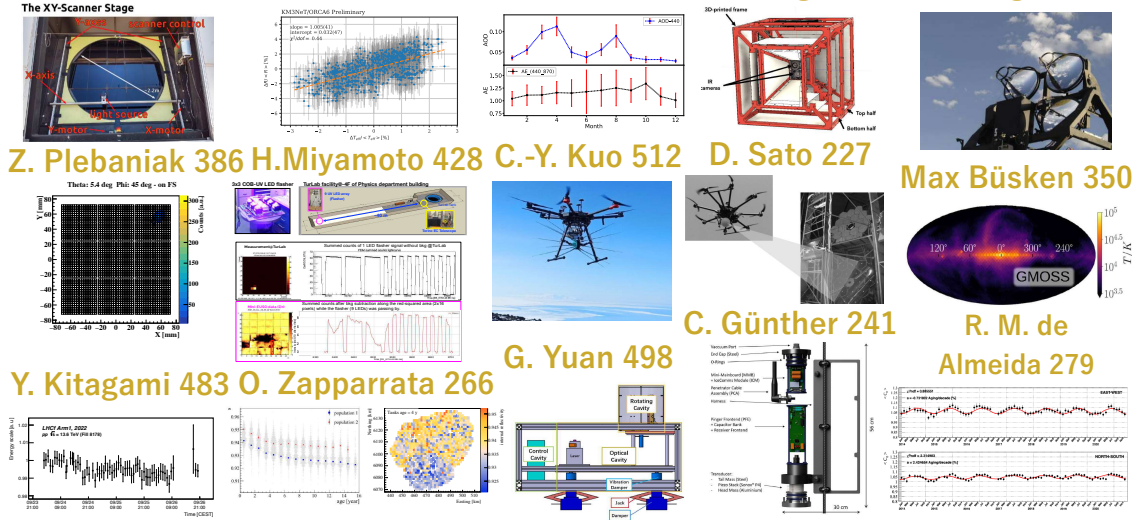
5.1 Electron energy spectrum above TeV

As an intersection between direct and indirect measurements, the cosmic-ray electron spectrum was measured by imaging atmospheric Cherenkov telescopes, such as MAGIC [22] and H.E.S.S. [23]. The observed spectra indicate a broken power-law structure at 1 TeV, indicating a softer spectrum above this energy. Upper limits reported from LHAASO are closer to the extrapolated spectrum of H.E.S.S. at higher energies [24]. A discrepancy in the spectrum index above 1 TeV between MAGIC and H.E.S.S. may be disentangled by future measurements from LHAASO. The rapporteur encourages the organization of an indirect electron working group consisting of the MAGIC, H.E.S.S. and LHAASO Collaborations.

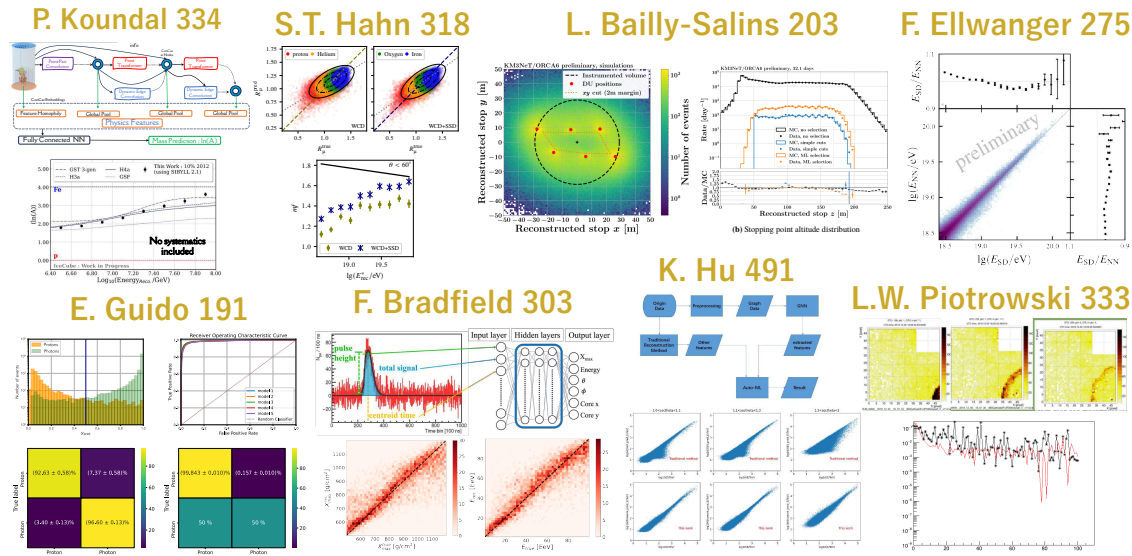
5.2 Cosmic ray spectrum around the PeV (“knee”) region

All particle spectra were reported from HAWC [25, 26], TAIGA-HISCORE [27], GRAPES-3 [28, 29] and Tibet AS γ [30, 31] collaborations. The individual spectra of proton (= hydrogen), helium and heavier nuclei (atomic number $Z > 3$) were measured by the HAWC experiment [25], indicating a break feature around 100 TeV. The maximum energies of each species are proportional to the atomic number Z [26]. The spectrum observed by the GRAPES-3 experiment shows a

C.M. Schäfer 305 J. M. Mulder 355 F.R. Zhu 473 R. Diesing 450 J.R. Rodriguez 374



(A) Calibration related contributions



(B) Machine learning related contributions

Figure 6: Rapporteur's selection of contributions related to (A) Calibration and to (B) machine learning. Due to the page limitation, the author and proceedings IDs are indicated as reference.

hardening around 100 TeV [29]. TAIGA-HiSCORE report the spectrum break at 3 PeV [27]. The Tibet AS γ experiment estimates a proton-like event abundance in their data, based on simulations using post-LHC interaction models [31].

The energy spectra in the PeV range were also measured by the LHAASO-KM2A [32, 33], IceCube [34], KASCADE-Grande [35] and TALE [36] experiments. LHAASO-KM2A reported the knee feature with high statistics with a break around 3 PeV [32]. Additionally, they constrained the flux of iron nuclei around PeV energies using large zenith angle showers [33]. IceCube reported

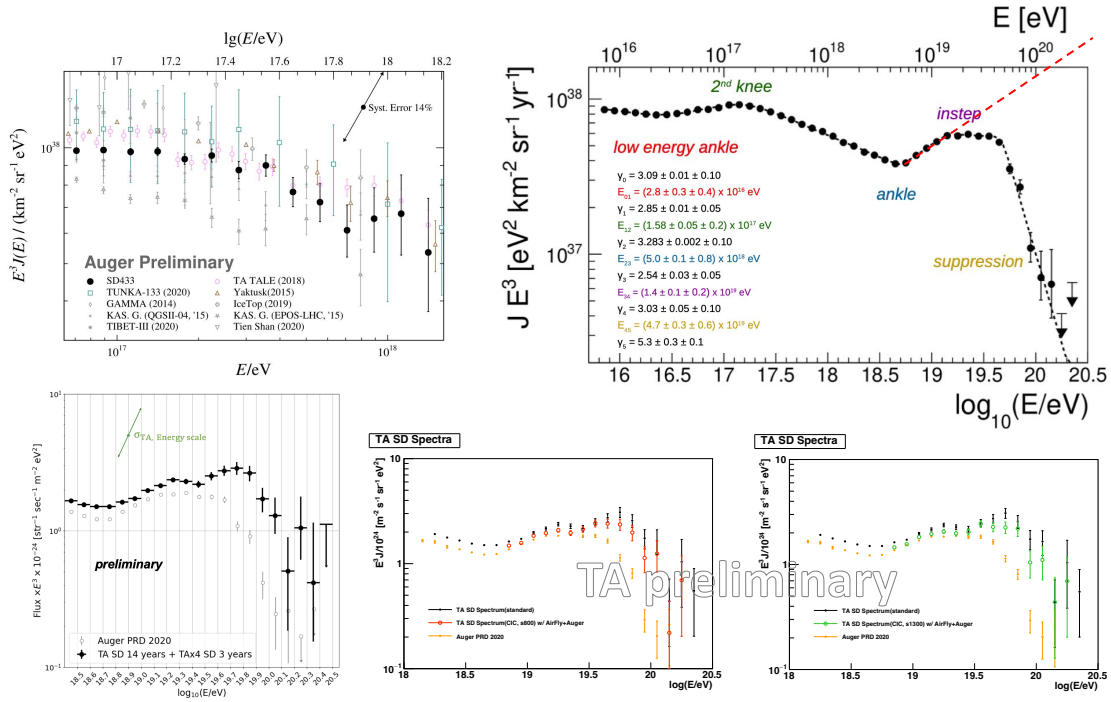


Figure 7: Energy spectrum of cosmic rays at the highest energies. The top figures show the energy spectrum around 100 PeV measured with the Auger 433 m array (top-left) [39] and the Auger combined spectrum (top-right) [3]. The bottom figures show the TA and Tax4 combined spectrum [11] and the TA spectra using different reconstruction methods and physics models for studies of systematic uncertainties [40].

the spectrum between PeV and EeV energies. In calculating the energy spectrum, a calibration of the energy scale based on a modulation caused by snow accumulation was essential [34]. KASCADE-Grande reported a two component spectrum divided into light (hydrogen + helium + CNO) and heavy (silicon + iron) components [35]. TALE measured a spectrum between PeV to EeV with Cherenkov-dominated showers above 2 PeV [36], hybrid measurements above 30 PeV [37] and by only SD measurements above 100 PeV [38].

5.3 Cosmic ray spectrum above EeV (“ankle” to “cutoff”) region

Together with a precise measurement of the energy spectrum around 100 PeV using the Auger 433 m array [39], Auger reported the energy spectrum over a broad energy range from 5 PeV to beyond 100 EeV as shown in Figure 7. The observed spectrum has a clear softening at 14 EeV before the cutoff, a feature now being referred to as the “instep”. TA reported an energy spectrum based on measurements from both TA and Tax4 [11]. TA also investigated the change in their energy spectrum results when using the same fluorescence yield model and invisible energy evaluation method used in Auger. Additionally, they investigated changes to the energy spectrum when the estimated signal at a different distance from shower axis was used as the energy estimator [40]. The hardening of the TA spectrum above 30 EeV remains even if the same models are assumed as shown in Figure 7. Detailed studies on systematic uncertainties and the energy spectrum in the common declination band are discussed in the report from the joint working group of the Auger

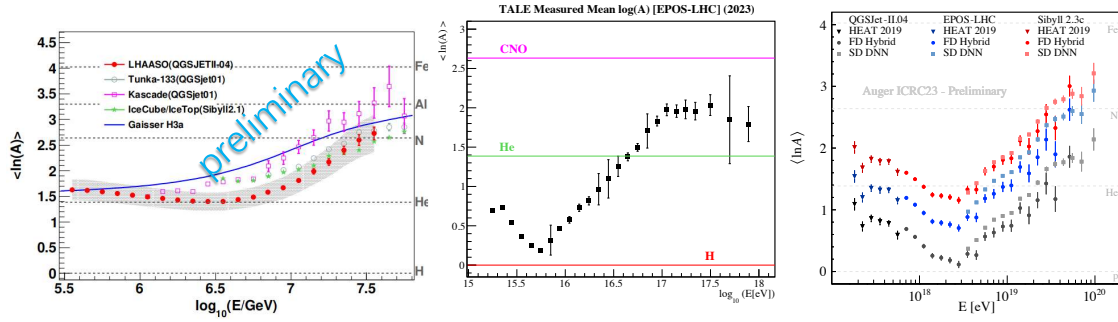


Figure 8: The average logarithmic mass numbers. The figures indicate the mass composition at energies above 3 PeV measured by LHAASO (left) [32] and TALE (middle) [36], and above 300 PeV measured by Auger (right) [45].

and TA Collaborations [41].

Concerning systematic uncertainties, effects of saturated SDs, optimized distance and lateral density parameterization were investigated to understand possible reasons for differing spectra at the highest energies [42]. Furthermore, thanks to the data provided by KASCADE and IceTop, the data-driven invisible energy estimation was extended to energies below 100 PeV [43]. The installation of an Auger water-Cherenkov detector at TA (Auger@TA) has been completed. The detector is currently being prepared for data-taking [44]. Continued Collaboration between Auger and TA is essential to clarify whether differences observed in the northern and southern hemispheres are astrophysical in nature or a result of detector systematics/differences in analysis methods.

6. Mass composition – *What kind of particles are cosmic rays?*

The mass composition of cosmic rays can be estimated from the atmospheric slant depth where an extensive air shower deposits most of its energy, X_{\max} . X_{\max} is typically measured with fluorescence detectors. The average value of the X_{\max} distribution at different energies are compared to expectations from Monte Carlo simulations to determine mass fractions. For surface detector arrays, measurements of the muon component of extensive air showers are needed to estimate the mass composition. This can be achieved through analysis techniques or the installation of underground muon detectors.

The average logarithmic mass numbers above PeV energies were reported from LHAASO-KM2A [32] and TAIGA-HISCORE [27], indicating a dominant helium composition around 3 PeV, while TALE results indicated a proton composition at 5 PeV [36] as shown in Figure 8. The mass composition measurements using muon components from 10 PeV to beyond 100 PeV were reported by IceCube [17] and KASCADE-Grande [46], indicating intermediate composition between proton and iron primaries. Beyond 100 PeV, TALE hybrid analysis is capable of measuring three mass groups; namely proton, nitrogen and iron. The results indicate a charge-proportional maximum energy for cosmic rays at these energies [47]. The LOFAR radio detector reported intermediate composition around 300 PeV based on measurements of X_{\max} [48].

At the highest energies, the latest X_{\max} measurements reported by Auger, for both the FD and SD, indicate a light composition at 3 EeV followed by a gradual increase in mass number as a function

of energy [3]. Using machine learning techniques, Auger has precisely estimated X_{\max} using only SD measurements. This revealed additional breaks above 3 EeV, which are in coincidence with the changes in the spectral index in the energy spectrum [49]. The conventional method of X_{\max} determination and the new machine learning technique were compared as a Cross check to validate the machine learning model's performance [45] as shown in Figure 8. Auger reported a “tension” between the latest model of QGSJet-II-04 and their observed X_{\max} distributions, and studied how changing the proton-proton cross section and attenuation length affected their reconstructed X_{\max} results [50]. Using the latest Auger data-set, a mass composition anisotropy at the Galactic plane was reported with a significance of 2.5σ [45].

6.1 Studies for systematic uncertainties of mass composition measurements

A function to describe the profile of an air shower called the “Greisen function” was revisited and compared to the “Gaisser-Hillas” function which is conventionally used [51]. Auger modified the form of the Gaisser-Hillas function used in their reconstruction to remove the correlation between parameters of the shower profile [52]. Atmospheric transparency is one of the most important calibration measurements for fluorescence detectors. Detailed and precise measurements of the daily modulations in atmospheric transparency were studied by Auger, finding systematic uncertainties of $<4\%$ in energy and $<4 \text{ g/cm}^2$ in X_{\max} [53]. The mass composition reported by the Auger and TA working group focused on X_{\max} distributions above 3 EeV. At the current level of statistics and understanding of systematic uncertainties the distributions appear compatible [54].

6.2 Neutral particle search

Neutral particles (photons/neutrons) have the advantage of avoiding deflections by the Galactic and extragalactic magnetic fields, and may prove to be the “smoking gun” for cosmic ray sources. A pioneering result was reported from the Auger collaboration using their 433 m array to constrain the photon flux above 50 PeV, which in turn gave a constraint on the expected flux of proton-proton interactions in the Galactic halo [55]. Machine learning techniques for photon searches were adopted by TA, resulting in a constraint on the photon flux above 10 EeV [56]. TA reconstruction method for inclined air showers was studied to increase sensitivities for neutral particles [57].

Although the lifetime of a neutron is only ~ 900 seconds, ultra-high energy neutrons can travel a distance of $10 \times (E/(\text{EeV})) \text{ kpc}$, where E is the energy of neutrons. Auger reported no observation of excess flux towards the directions of reported Galactic gamma-ray sources, thus providing a constraint on the neutron flux above EeV energies [58].

7. Anisotropy – *Where do cosmic rays come from?*

Anisotropy of cosmic-ray arrival directions is a long-standing and intriguing mystery for cosmic ray researchers. Since charged particles are deflected by the Galactic and extragalactic magnetic fields, anisotropy searches are sensitive to the strength and structure of these magnetic fields. If the origins of UHECRs are identified, it would be an important breakthrough in astrophysics and astronomy. Anisotropy searches are conventionally categorized by small, intermediate and large scales, corresponding to < 10 degrees, $10 - 35$ degrees and > 45 degrees respectively.

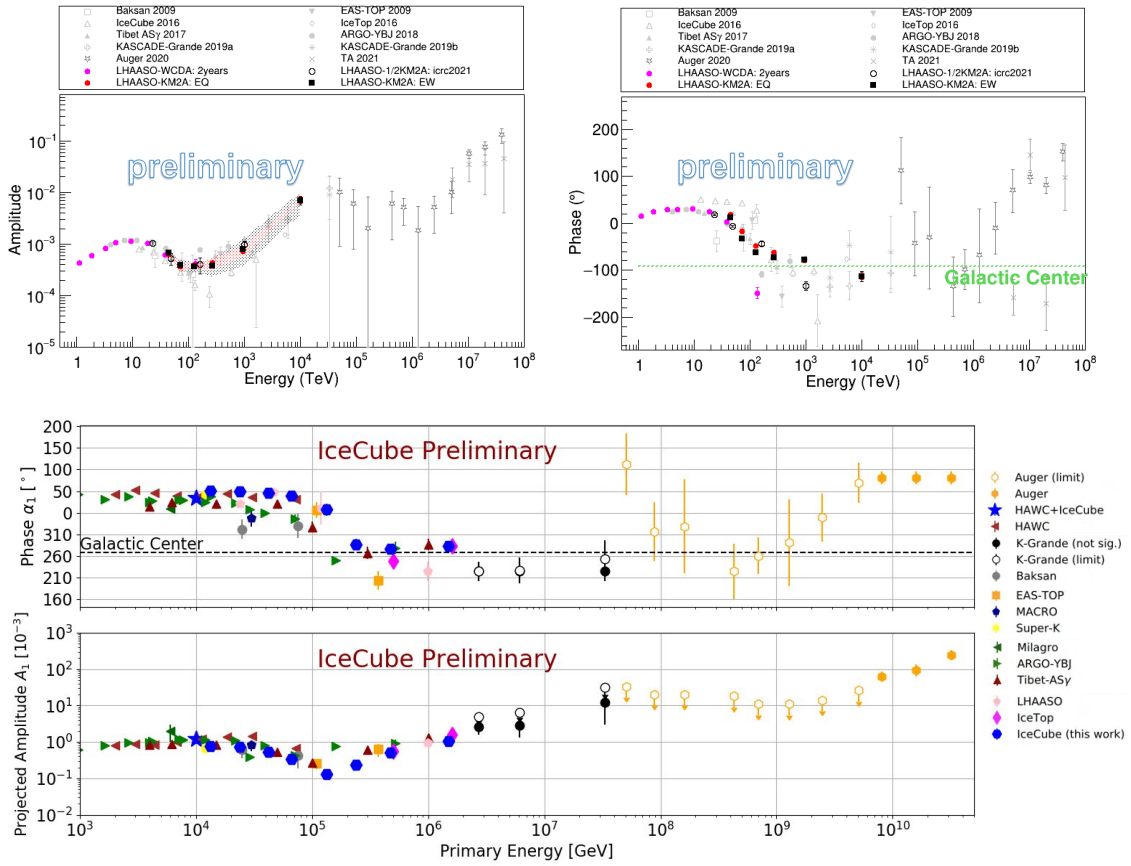


Figure 9: Amplitude and phase in large-scale dipole anisotropies of cosmic rays. The figures show the dipole result reported by LHAASO (top figures) [59, 60] and by IceCube (bottom figures) [61].

7.1 Large-scale dipole anisotropy

The GRAPES-3 experiment studied the small scale anisotropy around 16 TeV using an angular scale of 10 degrees. They reported two significant hotspots, region A and B, with significances of 6.8σ and 4.7σ respectively [28, 62]. The large-scale anisotropies around PeV energies indicated a transition of phase toward 100 TeV with an increase in the amplitude at energies above 100 TeV. This feature was measured by LHAASO-WCDA and KM2A from 1 TeV to 10 PeV [59, 60] and measured by IceCube from 10 TeV to 1 PeV [61] as shown in Figure 9. The feature of a phase transition and amplitude enhancement could be explained by a nearby source model [63]. The rapporteur encourages the formation of a working group between the LHAASO and IceCube Collaborations to disentangle the mystery of the largest cosmic ray accelerators in our galaxy. The large-scale dipole anisotropy above 8 EeV was measured by Auger with a significance of 6.9σ [3, 64]. The evolution of the dipole amplitude and its direction as a function of energy are consistent with the expectation of a transition from Galactic to extragalactic origins.

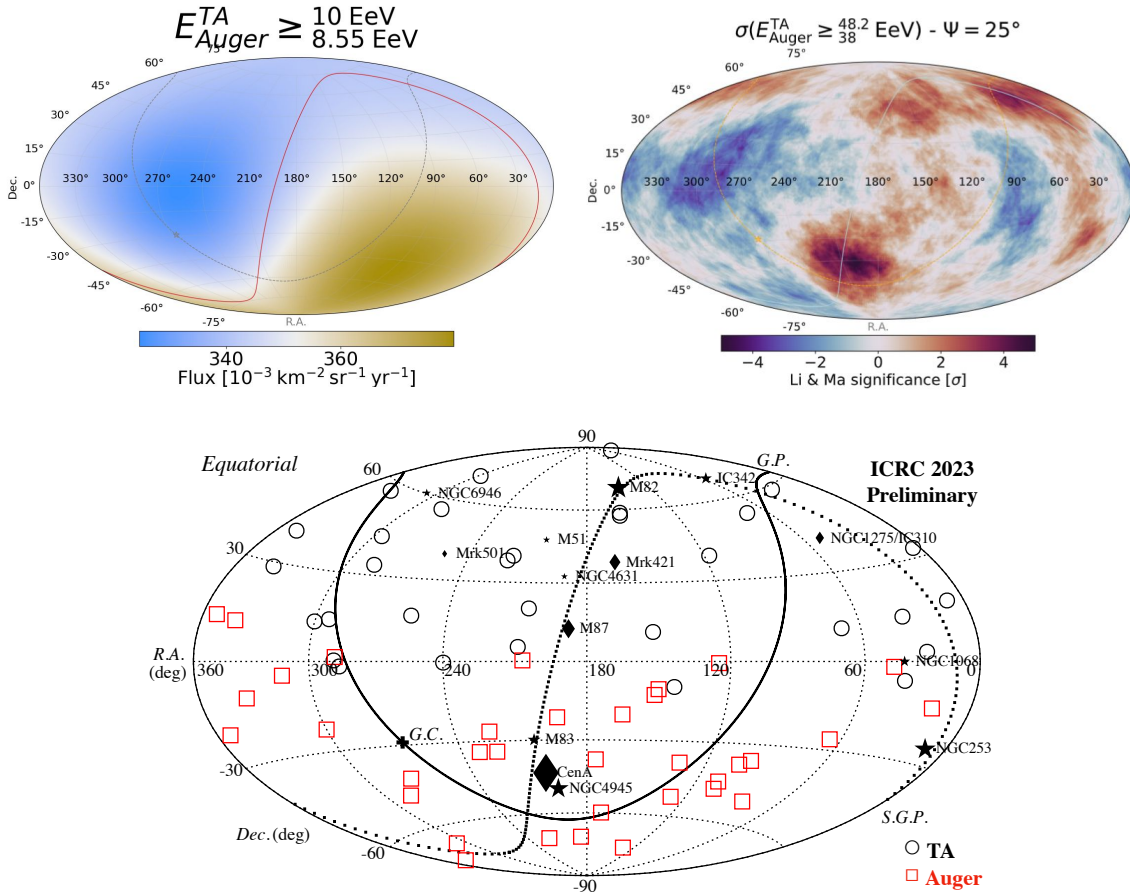


Figure 10: UHECR sky-maps around the “ankle”, “cutoff”, and above 100 EeV. The flux sky-map of 45° oversamplings with energies around the “ankle” region (top-left) and significance sky-map of 25° oversamplings around the “cutoff” region (top-right) in equatorial coordinates reported by the Auger-TA anisotropy working group [65]. The bottom figure indicates the arrival directions of UHECRs above 100 EeV measured by Auger and TA, together with nearby astronomical source candidates.

7.2 UHECR “astronomy”

The most significant anisotropy at the highest energies was reported by Auger in the direction of Centaurus A with a significance of 4.0σ above 38 EeV using 27 degrees oversamplings [64]. A flux pattern analysis of the southern sky using a catalog of nearby starburst galaxies resulted in a significance of 3.8σ under a 9% anisotropic fraction and 25 degree angular-scale [64]. TA shows two hotspots, one of 2.8σ above 57 EeV in the direction of Ursa Major, and of 3.3σ above 25 EeV in the direction of the Perseus-Pisces Supercluster [5]. The TA hotspots were tested by Auger using a compatible exposure. No excesses were found in these directions [64]. Further Cross checks and independent measurements are crucial to increase the currently limited statistics and hence reliability of these results. The Collaboration between Auger and TA for anisotropy studies was tasked with measuring the all sky-map at the highest energies [65] and making possible interpretations [66] as shown in Figure 10. Surprisingly, no excess has been found from the Virgo cluster which is the most promising source candidate for UHECRs. This has been dubbed the

“Virgo scandal”.

Figure 10 shows an equatorial sky-map of arrival directions of UHECRs with energies above 100 EeV observed by Auger in 17-years data set operation [67] and TA in 15-years data set. Although there are intriguing hot/warm spots correlated with nearby possible source candidates around “cutoff” energies, there is no apparent correlations/clustering with nearby source candidates above 100 EeV. This isotropic distribution was not foreseen 20 years ago and is likely due to a heavier composition at the highest energies and uncertainties in the Galactic/extragalactic magnetic fields and source density. Further data-taking by Auger and TA in both hemispheres and their upgrades are essential to clarify the origins of UHECRs and to establish “UHECR astronomy”.

7.3 Source constraints using spectrum, composition, and anisotropy

The spectrum, composition, and anisotropy of cosmic rays should be linked to their nature and origin. LHAASO reported these three observables around the knee region (3 PeV) showing a spectral break, transition to a heavier composition and increase in amplitude of dipole anisotropies, indicating a maximum energy to which cosmic rays are accelerated by Galactic sources [32, 60]. Auger reported these three observable at the highest energies [3]. The spectral features of the ankle, instep and suppression are in coincidence with the “breaks” of the elongation rate of X_{\max} [49]. The dipole amplitude was also observed to increase above 3 EeV, with a shift in phase towards a direction away from the Galactic center, supporting an extragalactic origin [64]. Combining results of the spectrum, composition and anisotropy by Auger, a source model of the gamma-ray emitted active galactic nuclei was disfavored assuming the cosmic ray flux is proportional to the gamma-ray flux of sources [68, 69]. The rapporteur expects future analyses combining all three observables to shed light on the origin and nature of UHECRs.

8. Hadronic interaction models – *How do high-energy particles interact?*

8.1 “Muon puzzle”: Discrepancy in muon number between data and simulations

The muon number is a key piece of information in determining the accuracy of hadronic interaction models. IceCube and IceTop reported a discrepancy between the muon numbers estimated from the number of high energy muons detected above 500 GeV and the muon densities measured at 600 m and 800 m in the latest interaction models [17]. The Tibet ASy experiment studied the muon numbers with a tension of Sibyll models for large shower size [70]. Surprisingly there was a re-analysis of the Haverah Park experiment’s data. The analysis found no significant discrepancy in muon numbers estimated from data and simulations [71]. The neutrino experiment KM3Net, located in the Mediterranean sea, also showed a muon number of 1.4 – 1.8 times larger than MC expectations [72]. KASCADE-Grande re-analyzed their data using the latest models and found an intermediate composition between proton and iron primaries, intriguingly showing “no muon puzzle” [46]. Overall, these results indicate a softer muon spectrum than models in simulations; fewer high energy muons and more low energy muons.

Auger observes a muon deficiency in comparison to simulations from both their main array and underground muon detectors [3]. They also provide an independent measurement of “composition mixture” using muon number and X_{\max} [73]. The results show the composition is not pure around

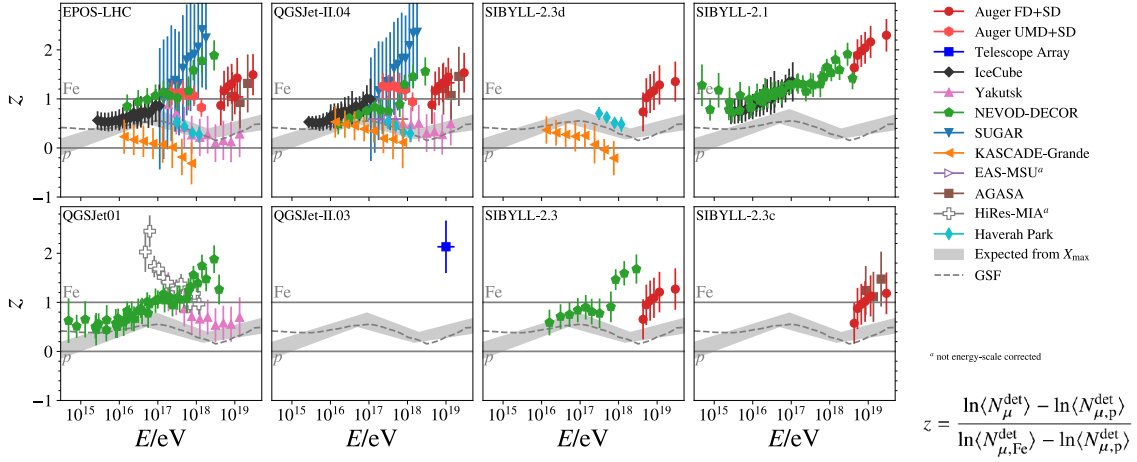


Figure 11: Muon densities of extensive air showers measured by a variety of experiments above 1 PeV The Z parameter (y-axis) indicates the relative difference in muon number between data and a pure proton composition compared to that between pure iron and pure proton (as estimated by simulations). Estimates of Z using a variety of hadronic interaction models are shown [74].

10 EeV and above 20 EeV, consistent with the observed FD X_{\max} values. Figure 11 shows muon densities above 1 PeV reported by the working group on hadronic interactions and shower physics (WHISP) [74].

8.2 Zero-degree measurements at collider experiments

Forward neutral particles are measured by LHCf, with the results being jointly analyzed in Collaboration with ATLAS [75]. The LHCf measures neutrons, the η meson production rate and the η/π^0 ratio to tune the interaction models [76]. The collision of protons and oxygen nuclei is scheduled for 2024 [75]. There have also been successful and promising results from FASER. The Forward Physics Facility plans to measure forward going high energy TeV neutrinos to constrain hadronic interaction models [77].

There are plans to upgrade the Sibyll and EPOS-LHC interaction models to Sibyll* [78] and EPOS-LHC-R [79] respectively. The “MOCHI” parameterization will allow for the study of effects of ad-hoc modifications to the cross-section, multiplicity, and elasticity parameters [80]. Currently, no model can reproduce muon observables in all energy ranges, thus Cross checks between theoretical and experimental results as well as further Collaboration is required for fine-tuning the models.

8.3 Simulations for extensive air showers

The extensive air shower simulation software CORSIKA is now being upgraded to CORSIKA 8 and will be written in C++ [81, 82]. Radio emission has been implemented in CORSIKA 8 and is ready to use [83, 84]. COSMOS X is an independently developed piece of software which also simulates extensive air showers and will be important for Cross checks [85]. A user friendly package named “Chromo” is being prepared and will require the user to only write a few lines of code to simulate particle interactions. Cherenkov light emission packages are being developed which utilize

GPUs [86] and python (CHASM) [87]. For the purpose of understanding inclined, high energy neutrino induced air showers, simulation studies involving 100 PeV extensive air showers in the upper atmosphere [88], atmospheric skimming showers [89], and radio emission from inclined showers [90] were reported. A study of the neutron component of extensive air showers was also performed [91].

9. Geophysics and interdisciplinary research – *How useful are cosmic rays for us?*

Thunderstorms and lightning are trendy topics in the intersection of geophysics and cosmic ray physics. LHAASO-KM2A measured a correlation between the strength of the electric fields of thunderstorms and cosmic ray shower rates [92]. TA recorded a lightning strike using both a high-speed camera and cosmic ray detector [93]. Auger reported sub-millisecond pulses of gamma-rays measured by their surface detectors [94]. Also the ELVES and halo which are atmospheric transient emissions related to lightnings were precisely measured by their fluorescence detector [95].

The GROWTH project is a new initiative to deploy portable gamma-ray detectors across Japan's Kanagawa prefecture [96]. GROWTH reported a possible connection between a cosmic ray interaction and a triggering of the lightning flash in thundercloud [97], and measurements of the gamma-ray glow spectrum [98]. The results were consistent with the expectation from bremsstrahlung emission [99]. This detector can be used for exploring the water resources at the Moon [100]. In space, Mini-EUSO showed results measuring multiple ring ELVES [13, 101]. A seasonal variation in the number of lightning strikes was reported by GRAPES-3 [102]. LOFAR has constructed a map of lightning strikes [103]. On a geophysics note, the Hunga Tonga-Hunga Ha'apai volcano eruption was detected by GRAPES-3 [104] and HAWC [105].

There was significant progress in investigating large-scale historical objects using the cosmic ray imaging technique of "muography". The void room and north face corridor of the Pyramid of Khufu were revealed by a nuclear emulsion detector [21]. The north face corridor was confirmed by a photograph using a fiber-scope [106]. The rapporteur believes a portable detector with directional sensitivity to muons is important to achieve precise measurements and progress muography.

10. Theory and phenomenology – *How to interpret the experimental results?*

Coming up with acceleration mechanisms which could accelerate cosmic rays to the highest energies remains challenging and is a topic under debate. The theory and phenomenology of the sites of acceleration and the effects of propagation on UHECRs are crucial for interpreting experimental results.

Star clusters and shocked stellar winds were proposed as possible cosmic ray sources to explain both the energy spectrum and the transition in mass composition between PeV to EeV energies [107]. Galaxy clusters [108], ultra-fast outflows [109], stratified jets of active galactic nuclei [110] and jet back-flows [111] were considered to be the highest energy acceleration mechanisms. Observational constraints on transient scenarios, such as long gamma-ray bursts with low luminosities and tidal disruption events were studied [112]. A particle-in-cell (PIC) simulation revealed that heavy ions are accelerated efficiently because of their larger mass-to-charge ratio [113]. 3-dimensional Magneto-Hydro-Dynamic (MHD) and test particle simulations were performed to investigate the particle

acceleration and turbulent field amplification in a highly relativistic shock for the first time [114]. In the non-relativistic system, the efficient ion acceleration at a perpendicular shock, i.e. the angle between the background magnetic field and the shock normal is 90 degrees, was demonstrated by 3-dimensional hybrid (kinetic ions—fluid electrons) simulations [115]. Developing numerical techniques [116, 117] and implementing machine learning techniques [118] in PIC simulations allowed us to investigate the electron acceleration and the magnetic field amplification in the non-relativistic shocks.

The difference in energy spectra between Auger and TA at the highest energies was interpreted as a contribution from a local source [119]. Differences in the mass composition between the two experiments could also be attributed to such a source [120]. However, it is difficult for these local source models to explain the isotropic distribution reported at the highest energies. As M82's promise as a source for accelerating the highest energy cosmic rays has somewhat diminished, an alternative explanation for the origin of the TA hotspot being an "echo" of Centaurus A's active past was proposed [121]. Possible source models where the origin of the TA hotspot is M82 [122] and/or M83 [123] were also suggested. Taking into account the maximum rigidity diversity of sources, it was found that, universally, there is a maximum energy that can be reached by these accelerators [124].

An advantage of charged particles is that measuring deflections from sources allows the strength and structure of the Galactic and extragalactic magnetic fields to be inferred. An attempt to reproduce the observed large-scale dipole anisotropy above 8 EeV using the observed distribution of dark matter and the Galactic and extragalactic magnetic fields was performed [125]. A new model of the coherent Galactic magnetic field which includes the final polarized intensity maps from WMAP and Planck was presented [126]. The expected excess distribution of UHECRs was estimated by considering the propagation of UHECRs in a turbulent intergalactic magnetic field [127]. Effects of the Galactic magnetic field on energy spectrum and mass composition are investigated [128]. Assuming an individual extremely high-energy cosmic ray of a specific primary species, a method to distinguish between steady and transient or highly variable sources, accounting for deflections by the Galactic and extragalactic magnetic fields, was reported as a "treasure map" [129].

11. Developments in next-generation CRI observatories

To clarify sources of UHECRs, next generation observatories with extremely large exposures are required. One method of obtaining such large exposures is by using satellites. The satellite experiments POEMMA-Balloon and Radio (PBR) [130] and MUSES [131, 132] are planning to launch in 2026. The uniform exposure in the northern and southern hemispheres is important for Cross checks to confirm the reported hints of anisotropies at the highest energies.

Although primarily focused on radio observations of celestial objects, Square Kilometer Array (SKA) will have the ability to measure extensive air showers with high resolution; $<8 \text{ g/cm}^2$ in X_{max} and 3% in energy [48]. Similarly, LOFAR 2.0 with low (30-80 MHz) and high (120-240 MHz) band antennas will also allow for studies of the radio emission from extensive air showers [103]. Radio arrays specifically designed to measure extensive air showers from neutrinos and cosmic rays are also being developed. Formulating a robust internal trigger for such arrays is a challenging but essential task. RNO-G reported successful measurements of cosmic rays using their internal

trigger [133]. GRAND has tested and validated their internal trigger in the laboratory and will progress to testing in the field [134, 135].

The IceCube Surface Array Enhancement (SAE) is an installation of plastic scintillators at IceTop which, when combined with the current ice-Cherenkov detector, will increase sensitivity to the mass composition of primary cosmic rays [18]. SAE prototypes have been installed at both Auger and TA sites for field measurements and Cross checks. IceCube-Gen2 is a powerful cosmic-ray detector and covers a broad energy range from 100 TeV to 10 EeV. Combined measurements of X_{\max} and the muon component of air showers will provide a high precision measurement of the mass composition in this energy range [136]. A prototype of ALPACA, ALPAQUITA, combining plastic scintillators and underground water Cherenkov detectors in Bolivia, has started data-taking to search for Galactic PeVatrons in the southern hemisphere [137]. The moon shadow was observed with a significance of 6.9σ , demonstrating the detector's performance.

To achieve an unprecedented exposure from ground based methods, cost-effective fluorescence detectors are being developed. FAST [138] is utilizing a simplified mirror setup/optics, whilst CRAFT [139] is using Fresnel lens optics. FAST prototypes have been installed at both Auger and TA for Cross checks on energy and X_{\max} scales [138]. The concept of a Global Cosmic Ray Observatory (GCOS) poses a promising science case for high energy physics, fundamental physics, particle physics and solar, geo and atmospheric physics [140]. The future objectives of UHECR science, outlined in the Snowmass paper [141], were reported in the contributions [142, 143]. The World-one Collaboration is absolutely essential for the timely realization of a future observatory.

12. Summary and future perspectives

The origin and nature of UHECRs are still inconclusive as of ICRC2023. Looking back 20 years, scientists and researchers have been successful in constructing giant ground based observatories and pioneering measurements from space, resulting in a significant improvement in UHECR detection. Unfortunately the origin and nature of UHECRs have proven to be more complicated than our original expectations. The isotropic distribution of UHECRs implies a heavier composition at the highest energies and uncertainties in the Galactic/extragalactic magnetic fields and source density. Interdisciplinary studies such as combining geophysics and comic-ray applications have made remarkable progress.

In ICRC2023 the rapporteur was delighted to meet the enthusiastic next-generation of cosmic ray scientists and discuss thought-provoking ideas and promising future projects. Hopefully the proceedings of ICRC2043, possibly held in Japan, will be described as follows; "After decades of attempts to discover the origin of ultra-high energy cosmic rays, we have established a new astronomy with ultra-high energy charged particles, firmly confirming their origin and nature".

Acknowledgements

I would like to thank (in alphabetical order) ALPACA, ANITA, CORSIKA, CRAFT, CREDO, EEE, FAST, GCOS, GRAND, GRAPES-3, GROWTH, HAWC, H.E.S.S., IceCube, JEM-EUSO, KASCADE-Grande, KM3Net, LAGO, LHAASO, LHCf, LOFAR, MAGIC, NO ν A, NUSES, Pierre Auger, POEMMA, RHICf, RNO-G, SKA, Super-Kamiokande, SWGO, TAIGA, Telescope Array

and Tibet AS γ collaborations for presenting their latest results in the CRI sessions. I would like to express special thanks to Foteini Oikonomou and Sara Tomita for valuable discussions regarding theory and phenomenology. I would like to thank Fraser Bradfield for carefully reading and polishing the proceedings. Finally I deeply appreciate all of the scientists and students who I met and had discussions with at ICRC2023. Without your cooperation, this proceedings would not have been possible. I am looking forward to seeing you again at upcoming ICRCs.

References

- [1] A. V. Olinto, *Rapporteur talk for ultrahigh energy cosmic rays (HE 1.3, 1.4, 1.5): Messengers of the extreme universe*, in *28th International Cosmic Ray Conference*, pp. 299–319, 4, 2004. [astro-ph/0404114](https://arxiv.org/abs/astro-ph/0404114).
- [2] Y. Sekido, S. Yoshida, and Y. Kamiya, *Point source of cosmic rays in orion*, *Phys. Rev.* **113** (Feb, 1959) 1108–1114.
- [3] **Pierre Auger** Collaboration, F. Salamida, *Highlights from the Pierre Auger Observatory*, *PoS ICRC2023* (2023) 016.
- [4] **LHAASO** Collaboration, S. Wu and S. Chen, *Highlight of LHAASO science results on PeVatrons*, *PoS ICRC2023* (2023) 010.
- [5] **Telescope Array** Collaboration, J. Kim, *Highlights from the Telescope Array Experiment*, *PoS ICRC2023* (2023) 008.
- [6] **JEM-EUSO** Collaboration, E. Parizot and M. Casolino, *Overview of the JEM-EUSO program for the study of ultra-high-energy cosmic-rays from space*, *PoS ICRC2023* (2023) 208.
- [7] **IceCube** Collaboration, N. K. Neilson, *Highlights from the IceCube Neutrino Observatory*, *PoS ICRC2023* (2023) 017.
- [8] **Pierre Auger** Collaboration, F. Conventa, *The performances of the upgraded surface detector stations of AugerPrime*, *PoS ICRC2023* (2023) 392.
- [9] **Pierre Auger** Collaboration, R. Sato, *AugerPrime implementation in the DAQ systems of the Pierre Auger Observatory*, *PoS ICRC2023* (2023) 373.
- [10] **Telescope Array** Collaboration, E. Kido, *Updates of the surface detector array of the TAx4 experiment*, *PoS ICRC2023* (2023) 239.
- [11] **Telescope Array** Collaboration, K. Fujisue, *Measurement of the cosmic ray energy spectrum with the TAx4 SD array*, *PoS ICRC2023* (2023) 308.
- [12] B. Keilhauer, *Atmospheric Monitoring for Astroparticle Physics Observatories*, *PoS ICRC2023* (2023) 021.
- [13] **JEM-EUSO** Collaboration, L. Marcelli, *Mini Euso Experiment*, *PoS ICRC2023* (2023) 001.
- [14] **JEM-EUSO** Collaboration, J. Eser, A. V. Olinto, and L. Wiencke, *Overview and First Results of EUSO-SPB2*, *PoS ICRC2023* (2023) 397.
- [15] **JEM-EUSO** Collaboration, G. Filippatos, *EUSO-SPB2 Fluorescence Telescope in-flight performance and preliminary results*, *PoS ICRC2023* (2023) 251.
- [16] **LHAASO** Collaboration, H. He, M. Chen, C. Hou, S. Zhang, and X. Zuo, *Performances of the LHAASO detectors*, *PoS ICRC2023* (2023) 416.
- [17] **IceCube** Collaboration, S. Verpoest, *Multiplicity of TeV muons in extensive air showers detected with IceTop and IceCube*, *PoS ICRC2023* (2023) 207.
- [18] **IceCube** Collaboration, S. Shefali and F. Schroeder, *Status and plans for the instrumentation of the IceCube Surface Array Enhancement*, *PoS ICRC2023* (2023) 342.

- [19] **EEE** Collaboration, F. Noferini, *Recent results from the PolarquEEEst measurement campaign at large geographical latitudes*, *PoS ICRC2023* (2023) 232.
- [20] F. Kling, *The Forward Physics Facility and their implications for astroparticle physics*, *PoS ICRC2023* (2023) 023.
- [21] K. Morishima, *Cosmic ray imaging with nuclear emulsion plates for investigation of archaeological ruins*, *PoS ICRC2023* (2023) 006.
- [22] **MAGIC** Collaboration, Y. Chai, *The cosmic-ray electron energy spectrum measured with the MAGIC telescopes*, *PoS ICRC2023* (2023) 323.
- [23] **H.E.S.S.** Collaboration, M. de Naurois, *The Very-High-Energy electron spectrum observed with H.E.S.S.*, *PoS ICRC2023* (2023) 261.
- [24] **LHAASO** Collaboration, Z. Xiong, S. Wu, and H. He, *Measurement of cosmic-ray electrons with LHAASO KM2A-WCDA synergy*, *PoS ICRC2023* (2023) 315.
- [25] **HAWC** Collaboration, J. A. Morales-Soto, J. C. Arteaga-Velázquez, and H. Collaboration, *HAWC measurements on the total energy spectrum of cosmic rays*, *PoS ICRC2023* (2023) 364.
- [26] **HAWC** Collaboration, J. C. Arteaga Velazquez and H. Collaboration, *Analysis of the composition of TeV cosmic rays with HAWC*, *PoS ICRC2023* (2023) 299.
- [27] **TAIGA** Collaboration, A. Vaidyanathan, *The TAIGA-1 - A hybrid complex for gamma-ray astronomy, cosmic ray physics and astroparticle physics*, *PoS ICRC2023* (2023) 269.
- [28] **GRAPES-3** Collaboration, P. Mohanty, *Recent results from the GRAPES-3 experiment*, *PoS ICRC2023* (2023) 535.
- [29] **GRAPES-3** Collaboration, F. Varsi, *Cosmic ray proton energy spectrum below the Knee observed by the GRAPES-3 experiment*, *PoS ICRC2023* (2023) 520.
- [30] **Tibet ASy** Collaboration, M. Takita, *Highlights from the Tibet ASy experiment*, *PoS ICRC2023* (2023) 213.
- [31] **Tibet ASy** Collaboration, Y. Katayose, *Measurement of the primary cosmic-ray proton spectrum between 40 TeV and a few hundred TeV with the Tibet hybrid experiment (Tibet=III + MD)*, *PoS ICRC2023* (2023) 301.
- [32] **LHAASO** Collaboration, H. Zhang, H. He, and C. Feng, *The all-particle spectrum and mean logarithmic mass of cosmic rays in the knee region measured with LHAASO-KM2A*, *PoS ICRC2023* (2023) 461.
- [33] **LHAASO** Collaboration, X. Tian, *Probing cosmic ray composition with inclined air showers of LHAASO-KM2A*, *PoS ICRC2023* (2023) 297.
- [34] **IceCube** Collaboration, K. Rawlins, *Accounting for changing snow over 10 years of IceTop, and its impact on the all-particle cosmic ray spectrum*, *PoS ICRC2023* (2023) 377.
- [35] **KASCADE-Grande** Collaboration, D. Kang, *Latest Analysis Results from the KASCADE-Grande Data*, *PoS ICRC2023* (2023) 307.
- [36] **Telescope Array** Collaboration, T. AbuZayyad, *Cosmic ray energy spectrum and mass composition with the TALE fluorescence detector*, *PoS ICRC2023* (2023) 379.
- [37] **Telescope Array** Collaboration, H. Oshima, *Measurement of cosmic-ray energy spectrum with the TALE detector in hybrid mode*, *PoS ICRC2023* (2023) 271.
- [38] **Telescope Array** Collaboration, I. Komae, *Measurement of the cosmic ray energy spectrum in the 2nd knee region with the TALE-SD array*, *PoS ICRC2023* (2023) 405.
- [39] **Pierre Auger** Collaboration, G. Brichetto Orquera, *The second knee in the cosmic ray spectrum observed with the surface detector of the Pierre Auger Observatory*, *PoS ICRC2023* (2023) 398.
- [40] **Telescope Array** Collaboration, S. Ogio, *A study of the systematic effects on the energy scale for the measurement of UHECR spectrum by the TA SD array*, *PoS ICRC2023* (2023) 400.

- [41] **Pierre Auger and Telescope Array** Collaboration, Y. Tsunesada, *Measurement of UHECR energy spectrum with the Pierre Auger Observatory and the Telescope Array*, *PoS ICRC2023* (2023) 406.
- [42] O. Deligny, I. Lhenry-Yvon, Q. Luce, M. Roth, D. Schmidt, and A. Watson, *Energy dependence of the optimal distance used to determine the size of air showers: implications for the energy spectrum of ultra-high-energy cosmic rays*, *PoS ICRC2023* (2023) 533.
- [43] J. Vicha, V. Novotný, and J. Ebr, *Data-driven Estimation of Invisible Energy below EeV*, *PoS ICRC2023* (2023) 497.
- [44] **Pierre Auger and Telescope Array** Collaboration, S. Mayotte, *Auger@TA: An Auger-like surface detector micro-array embedded within the Telescope Array Project*, *PoS ICRC2023* (2023) 368.
- [45] **Pierre Auger** Collaboration, E. W. Mayotte, *Measurement of the mass composition of ultra-high-energy cosmic rays at the Pierre Auger Observatory*, *PoS ICRC2023* (2023) 365.
- [46] **KASCADE-Grande** Collaboration, J. C. Arteaga Velazquez, *Energy dependence of the number of muons for hadronic air showers with KASCADE-Grande*, *PoS ICRC2023* (2023) 376.
- [47] **Telescope Array** Collaboration, K. Fujita, *Cosmic ray mass composition measurement with the TALE hybrid detector*, *PoS ICRC2023* (2023) 401.
- [48] S. Buitink et al., *High-resolution air shower observations with the Square Kilometer Array*, *PoS ICRC2023* (2023) 503.
- [49] **Pierre Auger** Collaboration, J. Glombitza, *Mass Composition from 3 EeV to 100 EeV using the Depth of the Maximum of Air-Shower Profiles Estimated with Deep Learning using Surface Detector Data of the Pierre Auger Observatory*, *PoS ICRC2023* (2023) 278.
- [50] **Pierre Auger** Collaboration, O. Tkachenko, *Studies of the mass composition of cosmic rays and proton-proton interaction cross-sections at ultra-high energies with the Pierre Auger Observatory*, *PoS ICRC2023* (2023) 438.
- [51] M. Stadelmaier, V. Novotný, and J. Vicha, *The ability of the Greisen function to describe air shower profiles*, *PoS ICRC2023* (2023) 340.
- [52] **Pierre Auger** Collaboration, J. Bellido, *The Fitting Procedure for Longitudinal Shower Profiles Observed with the Fluorescence Detector of the Pierre Auger Observatory*, *PoS ICRC2023* (2023) 211.
- [53] **Pierre Auger** Collaboration, V. M. Harvey, *A new cross-check and review of aerosol attenuation measurements at the Pierre Auger Observatory*, *PoS ICRC2023* (2023) 300.
- [54] **Pierre Auger and Telescope Array** Collaboration, A. Yushkov, *Depth of maximum of air-shower profiles: testing the compatibility of the measurements at the Pierre Auger Observatory and the Telescope Array*, *PoS ICRC2023* (2023) 249.
- [55] **Pierre Auger** Collaboration, N. González, *Search for primary photons at tens of PeV with the Pierre Auger Observatory*, *PoS ICRC2023* (2023) 238.
- [56] **Telescope Array** Collaboration, I. Kharuk, G. Rubtsov, and M. Kuznetsov, *Search for EeV photon-induced events at the Telescope Array*, *PoS ICRC2023* (2023) 324.
- [57] **Telescope Array** Collaboration, K. Takahashi, *TA SD analysis for inclined air showers*, *PoS ICRC2023* (2023) 306.
- [58] **Pierre Auger** Collaboration, D. de Oliveira Franco, *Search for evidence of neutron fluxes using Pierre Auger Observatory data*, *PoS ICRC2023* (2023) 246.
- [59] **LHAASO** Collaboration, W. Liu, *Measurement of cosmic-ray anisotropies using LHAASO-WCDA*, *PoS ICRC2023* (2023) 186.
- [60] **LHAASO** Collaboration, W. Gao, *The large-scale anisotropy of cosmic rays based on LHAASO-KM2A*, *PoS ICRC2023* (2023) 478.
- [61] **IceCube** Collaboration, F. McNally, *Cosmic Ray Anisotropy with Eleven Years of IceCube Data*, *PoS ICRC2023* (2023) 360.

- [62] **GRAPES-3** Collaboration, M. Chakraborty, *Small-scale anisotropy in the cosmic ray flux observed by GRAPES-3 at TeV energies*, *PoS ICRC2023* (2023) 513.
- [63] Q. Yuan, *Understanding the spectra and anisotropies of Galactic cosmic rays*, *PoS ICRC2023* (2023) 202.
- [64] **Pierre Auger** Collaboration, G. Golup, *An update on the arrival direction studies made with data from the Pierre Auger Observatory*, *PoS ICRC2023* (2023) 252.
- [65] **Pierre Auger and Telescope Array** Collaboration, L. Caccianiga, *Update on the searches for anisotropies in UHECR arrival directions with the Pierre Auger Observatory and the Telescope Array*, *PoS ICRC2023* (2023) 521.
- [66] **Pierre Auger and Telescope Array** Collaboration, M. Kuznetsov, *Possible interpretations of the joint observations of UHECR arrival directions using data recorded at the Telescope Array and the Pierre Auger Observatory*, *PoS ICRC2023* (2023) 528.
- [67] **Pierre Auger** Collaboration, P. Abreu et al., *Arrival Directions of Cosmic Rays above 32 EeV from Phase One of the Pierre Auger Observatory*, *Astrophys. J.* **935** (2022), no. 2 170, [2206.13492].
- [68] **Pierre Auger** Collaboration, T. Bister, *Constraining models for the origin of ultra-high-energy cosmic rays with spectrum, composition, and arrival direction data measured at the Pierre Auger Observatory*, *PoS ICRC2023* (2023) 258.
- [69] **Pierre Auger** Collaboration, A. A. Halim et al., *Constraining the sources of ultra-high-energy cosmic rays across and above the ankle with the spectrum and composition data measured at the Pierre Auger Observatory*, *JCAP* **05** (2023) 024, [2211.02857].
- [70] **Tibet AS γ** Collaboration, J. Haug, *Study of muons from high energy cosmic ray air showers measured with the Tibet hybrid experiment (YAC-II + Tibet-III + MD)*, *PoS ICRC2023* (2023) 508.
- [71] L. Cazon, H. Dembinski, G. Parente, F. Riehn, and A. A. Watson, *The muon measurements of Haverah Park and their connection to the muon puzzle*, *PoS ICRC2023* (2023) 431.
- [72] **KM3NeT** Collaboration, A. Romanov and P. Kalaczyński, *Comparison of the atmospheric muon flux measured by the KM3NeT detectors with the CORSIKA simulation using the Global Spline Fit model*, *PoS ICRC2023* (2023) 338.
- [73] **Pierre Auger** Collaboration, M. Stadelmaier, *The number of muons measured in hybrid events detected by the Pierre Auger Observatory*, *PoS ICRC2023* (2023) 339.
- [74] **EAS-MSU, IceCube, KASCADE-Grande, NEVOD-DECOR, Pierre Auger, SUGAR, Telescope Array, Yakutsk EAS Array and Haverah Park** Collaboration, J. C. Arteaga Velazquez, *A report by the WHISP working group on the combined analysis of muon data at cosmic-ray energies above 1 PeV*, *PoS ICRC2023* (2023) 466.
- [75] **LHCf** Collaboration, A. Tiberio, *The LHCf experiment at the Large Hadron Collider: status and prospects*, *PoS ICRC2023* (2023) 444.
- [76] **LHCf** Collaboration, G. Piparo, *Measurement of the very forward π^0 and η meson productions in p - p collisions at $\sqrt{s}=13$ TeV with the LHCf detector*, *PoS ICRC2023* (2023) 447.
- [77] D. Soldin, *Astroparticle Physics with the Forward Physics Facility at the High-Luminosity LHC*, *PoS ICRC2023* (2023) 327.
- [78] F. Riehn, R. Engel, and A. Fedynitch, *Sibyll \star : ad-hoc modifications for an improved description of muon data in extensive air showers*, *PoS ICRC2023* (2023) 429.
- [79] T. Pierog and K. Werner, *EPOS LHC-R : up-to-date hadronic model for EAS simulations*, *PoS ICRC2023* (2023) 230.
- [80] J. Ebr, J. Blazek, J. Vicha, T. Pierog, E. Santos, P. Travnicek, N. Denner, and R. Ulrich, *Impact of modified characteristics of hadronic interactions on cosmic-ray observables for proton and nuclear primaries*, *PoS ICRC2023* (2023) 245.

- [81] **CORSIKA 8** Collaboration, T. Huege and M. Reininghaus, *The particle-shower simulation code CORSIKA 8*, *PoS ICRC2023* (2023) 310.
- [82] **CORSIKA 8** Collaboration, J. Albrecht, J.-M. Alameddine, and F. Riehn, *Validation of Electromagnetic Showers in CORSIKA 8*, *PoS ICRC2023* (2023) 393.
- [83] **CORSIKA 8** Collaboration, A. A. Alves Jr, N. Karastathis, and T. Huege, *Parallel processing of radio signals and detector arrays in CORSIKA 8*, *PoS ICRC2023* (2023) 469.
- [84] **CORSIKA 8** Collaboration, N. Karastathis, R. Prechelt, J. Ammerman-Yebra, M. Reininghaus, and T. Huege, *Simulating radio emission from air showers with CORSIKA 8*, *PoS ICRC2023* (2023) 425.
- [85] T. Sako, *Development of a general purpose air shower simulation tool COSMOS X*, *PoS ICRC2023* (2023) 294.
- [86] **CORSIKA 8** Collaboration, D. Baack, *Comparison and efficiency of GPU accelerated optical light propagation in CORSIKA 8*, *PoS ICRC2023* (2023) 417.
- [87] I. Buckland and D. Bergman, *CHASM (CHerenkov Air Shower Model)*, *PoS ICRC2023* (2023) 325.
- [88] J. Krizmanic, J. Mitchell, A. Cummings, and F. Garcia, *Extensive Air Shower (EAS) Development in the Upper Atmosphere: a unique environment to measure the EAS properties*, *PoS ICRC2023* (2023) 524.
- [89] M. J. Tueros, S. Cabana-Freire, and J. Alvarez-Muniz, *Radio-Emission from Atmosphere-Skimming Cosmic-Ray Showers in High-Altitude Balloon-Borne experiments*, *PoS ICRC2023* (2023) 349.
- [90] S. Chiche, *New features in the radio-emission of very inclined air-showers*, *PoS ICRC2023* (2023) 394.
- [91] M. L. Schimassek, R. Engel, A. Ferrari, M. Roth, D. Schmidt, and D. Veberic, *Simulations of neutrons in extensive air showers*, *PoS ICRC2023* (2023) 390.
- [92] **LHAASO** Collaboration, X. Zhou, C. Yang, X. Chen, and D. Huang, *Flux variations of cosmic ray air showers detected by LHAASO-KM2A during thunderstorms*, *PoS ICRC2023* (2023) 255.
- [93] **Telescope Array and Lightning** Collaboration, R. Abbasi, *High-speed Video Camera Observations Associated with a Terrestrial Gamma-ray Flash at the Telescope Array Detector.*, *PoS ICRC2023* (2023) 250.
- [94] **Pierre Auger** Collaboration, R. Colalillo and J. Dwyer, *Study of downward Terrestrial Gamma-ray Flashes with the surface detector of the Pierre Auger Observatory*, *PoS ICRC2023* (2023) 439.
- [95] **Pierre Auger** Collaboration, R. Mussa, *Investigating multiple elves and halos above strong lightning with the fluorescence detectors of the Pierre Auger Observatory*, *PoS ICRC2023* (2023) 372.
- [96] K. Nakazawa et al., *Investigating the locations of electron acceleration in Hokuriku winter thunderclouds using on-ground gamma-ray and radio observations*, *PoS ICRC2023* (2023) 274.
- [97] M. Tsurumi et al., *Lightning flash started near the electron acceleration region in the thundercloud*, *PoS ICRC2023* (2023) 254.
- [98] Y. Wada et al., *Lightning Mapping as a Probe of Electron Accelerator in Thunderclouds*, *PoS ICRC2023* (2023) 317.
- [99] G. Sousa Diniz et al., *Ambient conditions to reproduce gamma-ray glow energy spectra assuming cosmic ray as source*, *PoS ICRC2023* (2023) 209.
- [100] N. Tsuji et al., *Moon Moisture Targeting Observatory (MoMoTarO) for basic science application to neutron lifetime measurement*, *PoS ICRC2023* (2023) 296.
- [101] **JEM-EUSO** Collaboration, G. Romoli, *Study of multiple ring ELVES with the Mini-EUSO telescope on-board the International Space Station*, *PoS ICRC2023* (2023) 223.
- [102] **GRAPES-3** Collaboration, P. K. Nayak, *Contemplating the observed relationship between the global electric circuit and GRAPES-3 thunderstorm-induced muon events*, *PoS ICRC2023* (2023) 404.

- [103] K. Mulrey et al., *Measuring cosmic rays with the LOFAR radio telescope*, *PoS ICRC2023* (2023) 443.
- [104] **GRAPES-3** Collaboration, B. Hariharan, *Observation of the atmospheric wave created by Hunga Tonga-Hunga Ha'apai volcano eruption using GRAPES-3 detectors*, *PoS ICRC2023* (2023) 530.
- [105] **HAWC** Collaboration, A. Sandoval, *Observation of the Lamb wave created by the eruption of the Hunga volcano using cosmic rays detected by the HAWC observatory*, *PoS ICRC2023* (2023) 295.
- [106] S.-C. Su, Y.-C. Chen, J. Nam, P. Chen, and C.-Y. Kuo, *Development of Affordable and Compact Muon Tomography Detector*, *PoS ICRC2023* (2023) 531.
- [107] S. Bhadra, *Between the Cosmic Ray 'knee' and 'ankle' : Contribution from star clusters*, *PoS ICRC2023* (2023) 196.
- [108] P. Simeon, N. Globus, K. Barrow, and R. D. Blandford, *Ultra-High-Energy Cosmic Rays from Accretion Shocks of Galaxy Clusters and Filaments*, *PoS ICRC2023* (2023) 369.
- [109] E. Peretti and M. Ahlers, *Particle acceleration and multi-messenger emission from ultra-fast outflows*, *PoS ICRC2023* (2023) 361.
- [110] J. Wang, *Shear acceleration in Active-Galactic-Nucleus jets*, *PoS ICRC2023* (2023) 194.
- [111] A. Araudo, *Acceleration of UHECRs in AGN jets and backflows*, *PoS ICRC2023* (2023) 541.
- [112] A. Condorelli, J. Biteau, and O. Deligny, *Observational constraints on transient accelerators of ultra-high energy cosmic rays*, *PoS ICRC2023* (2023) 336.
- [113] S. Tomita and Y. Ohira, *Particle-in-cell Simulation of a Relativistic Shock Propagating in an Electron-Proton-Helium Plasma*, *PoS ICRC2023* (2023) 422.
- [114] K. Morikawa, *Particle acceleration in a relativistic shock in inhomogeneous media*, *PoS ICRC2023* (2023) 378.
- [115] L. Orusa and D. Caprioli, *Ion acceleration in 3D hybrid simulations of non-relativistic quasi-perpendicular shocks*, *PoS ICRC2023* (2023) 263.
- [116] K. Fulat, A. Bohdan, G. Torralba Paz, M. Tsirou, and M. Pohl, *PIC simulations of SNRs shocks with a turbulent upstream medium*, *PoS ICRC2023* (2023) 286.
- [117] T. Jikei, *Simulation of Weibel instability in weakly magnetized astrophysical shocks*, *PoS ICRC2023* (2023) 485.
- [118] G. Torralba Paz, A. Bohdan, and J. Niemiec, *Prediction and Anomaly Detection of accelerated particles in PIC simulations using neural networks*, *PoS ICRC2023* (2023) 341.
- [119] P. Plotko, A. van Vliet, X. Rodrigues, and W. Winter, *Differences between PAO and TA spectra: Systematics or indication of a local astrophysical source?*, *PoS ICRC2023* (2023) 229.
- [120] D. Ryu, *Ultra-High Energy Cosmic Rays from Radio Galaxies*, *PoS ICRC2023* (2023) 210.
- [121] A. M. Taylor, J. Matthews, and T. Bell, *UHECR Echoes from the Council of Giants*, *PoS ICRC2023* (2023) 215.
- [122] K. Watanabe, A. Fedynitch, F. Capel, and H. Sagawa, *Overcoming Challenges in Finding Ultra-High-Energy Cosmic Ray Sources with a Bayesian Hierarchical Framework: Impact of the Galactic magnetic field and mass composition*, *PoS ICRC2023* (2023) 479.
- [123] N. Bourriche and F. Capel, *Cosmic cartography with UHECRs: Source constraints from individual events at the highest energies*, *PoS ICRC2023* (2023) 362.
- [124] F. Oikonomou, D. Ehlert, and M. Unger, *The Curious Case of the Maximum Rigidity Distribution of Ultra-high Energy Cosmic-Ray Accelerators*, *PoS ICRC2023* (2023) 240.
- [125] G. R. Farrar and T. Bister, *Anisotropies, large and small*, *PoS ICRC2023* (2023) 459.

- [126] M. Unger and G. R. Farrar, *New Models of the Magnetic Field of the Galaxy*, *PoS ICRC2023* (2023) 253.
- [127] K. A. Dolgikh, A. Korochkin, G. Rubtsov, D. Semikoz, and I. Tkachev, *Caustic-like Structures in UHECR Flux after Propagation in Turbulent Intergalactic Magnetic Fields and the caused distortions of the image of a source*, *PoS ICRC2023* (2023) 452.
- [128] R. Higuchi et al., *Influence of Galactic magnetic fields on UHECR energy spectrum and mass composition on the Earth*, *PoS ICRC2023* (2023) 460.
- [129] N. Globus, A. Fedynitch, and R. D. Blandford, *Extreme Energy Cosmic Rays "Treasure Maps": a new methodology to unveil the nature of cosmic accelerators*, *PoS ICRC2023* (2023) 440.
- [130] **POEMMA and JEM-EUSO** Collaboration, A. V. Olinto, *POEMMA (Probe Of Extreme Multi-Messenger Astrophysics) Roadmap Update*, *PoS ICRC2023* (2023) 1159.
- [131] **NUSES** Collaboration, R. Aloisio, *The Terzina instrument on board the NUSES space mission*, *PoS ICRC2023* (2023) 391.
- [132] M. E. Bertaina et al., *A new front end electronics for the detection of the optical Cherenkov signals by Extensive Air Showers directly observed from sub-orbital and orbital altitudes*, *PoS ICRC2023* (2023) 311.
- [133] **RNO-G** Collaboration, A. Nelles, *Searching for cosmic-ray air showers with RNO-G*, *PoS ICRC2023* (2023) 259.
- [134] **GRAND** Collaboration, S. Le Coz, *Identification of air-shower radio pulses for the GRAND online trigger*, *PoS ICRC2023* (2023) 224.
- [135] **GRAND** Collaboration, P. Mitra, *Offline Signal Identification with GRANDProto300*, *PoS ICRC2023* (2023) 236.
- [136] **IceCube** Collaboration, A. Coleman, *The Surface Array of IceCube-Gen2*, *PoS ICRC2023* (2023) 205.
- [137] **ALPACA** Collaboration, K. Kawata, *First observational results of the ALPAQUITA air shower array in Bolivia*, *PoS ICRC2023* (2023) 257.
- [138] **FAST** Collaboration, S. Sakurai, *Detecting ultra-high-energy cosmic rays with prototypes of the Fluorescence detector Array of Single-pixel Telescopes (FAST) in both hemispheres*, *PoS ICRC2023* (2023) 302.
- [139] **CRAFFT** Collaboration, Y. Tameda, *Detector optimization and observation plan of the CRAFFT project for the next generation UHECR observation*, *PoS ICRC2023* (2023) 329.
- [140] R. Alves Batista et al., *Science with the Global Cosmic-ray Observatory (GCOS)*, *PoS ICRC2023* (2023) 281.
- [141] A. Coleman et al., *Ultra high energy cosmic rays The intersection of the Cosmic and Energy Frontiers*, *Astropart. Phys.* **149** (2023) 102819, [[2205.05845](#)].
- [142] F. Sarazin et al., *"Ultra-High-Energy Cosmic-Rays (UHECR): at the Intersection of the Cosmic and Energy Frontiers" – Overview of the Snowmass UHECR white paper and roadmap*, *PoS ICRC2023* (2023) 265.
- [143] F. Schroeder et al., *Snowmass UHECR Whitepaper: Requirements on Future Instrumentation*, *PoS ICRC2023* (2023) 206.