



A Bigger Cloud 9? New HI Observations of the RELHIC Candidate M94-Cloud 9

ANANTHAN KARUNAKARAN ^{1,2} AND KRISTINE SPEKKENS ^{3,4}

¹*Department of Astronomy & Astrophysics, University of Toronto, Toronto, ON M5S 3H4, Canada*

²*Dunlap Institute for Astronomy and Astrophysics, University of Toronto, Toronto ON, M5S 3H4, Canada*

³*Department of Physics and Space Science, Royal Military College of Canada P.O. Box 17000, Station Forces Kingston, ON K7K 7B4, Canada*

⁴*Department of Physics, Engineering Physics and Astronomy, Queen's University, Kingston, ON K7L 3N6, Canada*

ABSTRACT

We present new H I observations of the REionization-Limited H I Cloud (RELHIC) candidate, M94-CL9, detected around M94 by Zhou et al. using the Five-hundred-meter Aperture Spherical Telescope (FAST). M94-CL9's H I properties as detected by FAST are consistent with a RELHIC as noted by Benitez-Llambay & Navarro. Our observations with the Robert C. Byrd Green Bank Telescope (GBT) detect greater H I emission in M94-CL9 and result in H I properties that are larger (corrected velocity width, $W_{50,c,t} = 35.7 \pm 0.6 \text{ km s}^{-1}$; and integrated flux, $\int \text{Sdv} = 0.28 \pm 0.04 \text{ Jy} \cdot \text{km s}^{-1}$) than those found by Zhou et al. but that match those from the FAST All-Sky H I (FASHI) survey. These larger properties do not preclude M94-CL9 from being a RELHIC, but the wider spectral extent and spectral asymmetry reported here may be in tension with predictions of RELHIC properties.

Keywords: Dwarf galaxies (416), Neutral hydrogen clouds (1099)

1. INTRODUCTION

Within the Λ CDM paradigm, low-mass dark matter haloes and the galaxies that are embedded within them are the building blocks of large-scale structures in the Universe. Some low-mass haloes ($M_{200} \sim 10^9 M_{\odot}$), despite having significant H I reservoirs, may have had their potential for significant star formation halted by reionization. Using the APOSTLE cosmological simulations, Benítez-Llambay et al. (2017) postulate that there exist large quantities of low-halo mass ($3 \times 10^8 < M_{200}/M_{\odot} < 5 \times 10^9$) systems with significant H I reservoirs that correlate well with their halo

masses yet have minimal stellar components. In simulations, the H I components of these REionization-Limited H I Clouds (RELHICs) are generally circular and symmetric in their distributions, have low velocity widths ($W_{50} \sim 20 \text{ km s}^{-1}$), are well-separated from other massive haloes, and are in approximate hydrostatic and thermal equilibrium with their dark matter halo and the ionizing UV background, respectively. The implications of discovering and characterizing such objects are significant for Λ CDM.

Using the Five-hundred-meter Aperture Spherical radio Telescope (FAST), Zhou et al. (2023, hereafter Z23) observed the environment of the Messier 94 (M94) galaxy, revealing extended H I emission, including three new H I clouds. One of these clouds, M94-Cloud 9 (M94-CL9), has no obvious optical counterpart and its H I properties from FAST are comparable to those of RELHICs in the APOSTLE simulations: it has a narrow velocity width ($W_{50} \sim 20 \text{ km s}^{-1}$), it is relatively isolated from M94 ($D_{proj} \sim 109 \text{ kpc} \sim 1.3 \text{ degrees}$), and its H I distribution is fairly circular ($\theta_{CL9} \sim 6'$, axial ratio $b/a > 0.8$ at a column density of $1 \times 10^{18} \text{ cm}^{-2}$; $\theta_{FAST} \sim 2.9'$). More recently, Benítez-Llambay & Navarro (2023) presented a comparison of the FAST H I distribution of M94-CL9 measured by Z23 with RELHIC models from Benítez-Llambay et al. (2017) and find consistency between observations and simulations.

Here, we present a new H I profile of M94-CL9 using the Robert C. Byrd Green Bank Telescope (GBT). The larger, $9'$ L -band beam of the GBT relative to the $2.9'$ one for FAST should encompass the entire FAST detection presented by Z23 and provides a useful comparison spectrum.

2. OBSERVATIONS AND RESULTS

We conducted 42 minutes of position-switched observations of M94-CL9 with the GBT (program AGBT23B-099). Along with the L -band receiver, we used a narrow bandpass configuration (bandpass width $\sim 11.72 \text{ MHz}/2500 \text{ km s}^{-1}$, spectral resolution $\sim 0.36 \text{ kHz}/0.7 \text{ km s}^{-1}$) of the Versatile GBT Astronomical Spectrometer (VEGAS). We reduced the data using the standard *getps* procedure within GBTIDL¹.

The calibrated GBT spectrum² is shown in Figure 1 in blue, and has been smoothed to a spectral resolution of 4.88 km s^{-1} to match that of the FAST observations from Z23 in gray. The representative noise of the GBT spectrum at this resolution is $\sim 1.2 \text{ mJy}$. We show the velocity range over which Z23 consider the H I emission of M94-CL9 in the FAST data (see their table 1) with the vertical gray lines.

We derive the distance-independent properties (i.e. systemic velocity, V_{sys} ; uncorrected velocity width, W_{50} ; integrated flux, $\int S dv$) of the H I emission following Karunakaran et al. (2020). We find $V_{sys} = 293.8 \pm 0.4 \text{ km s}^{-1}$, $W_{50} = 37.6 \text{ km s}^{-1}$, and $\int S dv = 0.28 \pm 0.04 \text{ Jy} \cdot \text{km s}^{-1}$. The velocity width after applying corrections for instrumental broadening, redshift broadening, and turbulence is $W_{50,c,t} = 35.7 \pm 0.6 \text{ km s}^{-1}$.

¹ <http://gbtidl.nrao.edu/>

² We note that we have scaled the flux output by *getps* by a factor of 1.2 following the results of Goddy et al. (2020) to account for offsets in noise diode calibration values.

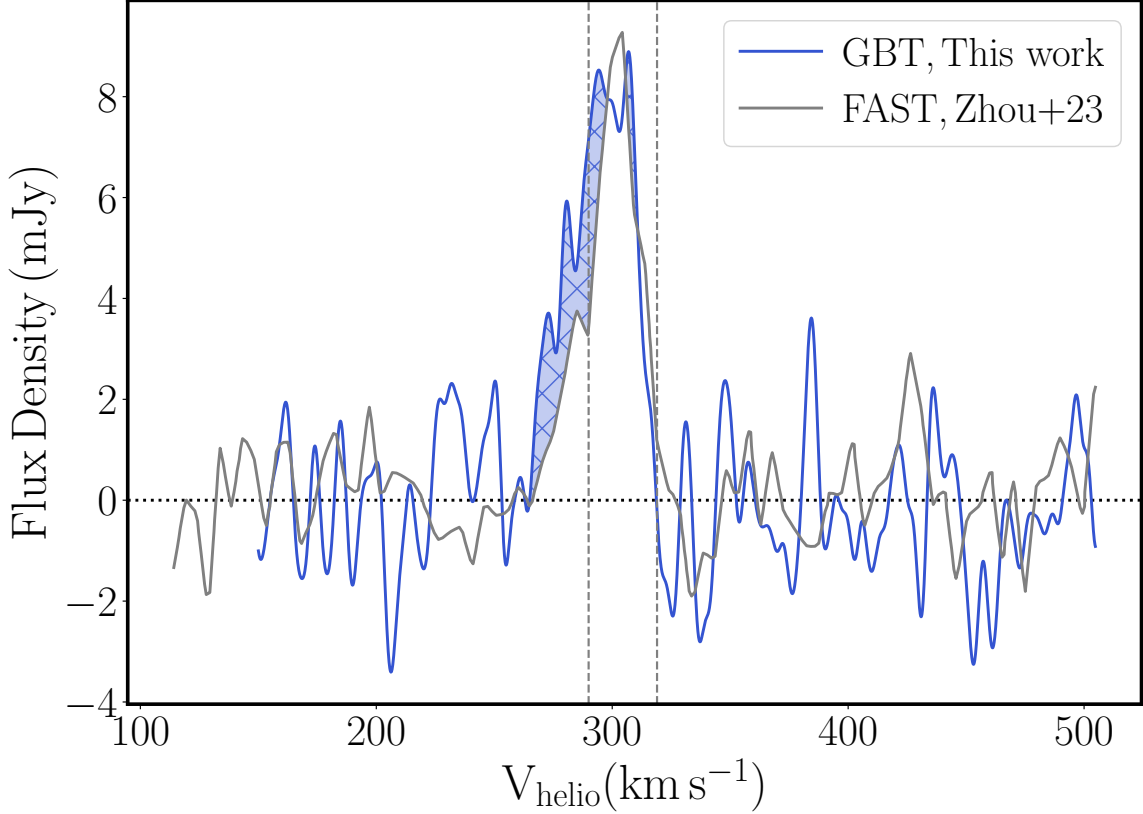


Figure 1. GBT H I spectrum of M94-CL9 shown in blue and the FAST spectrum from Z23 shown in gray. The velocity range of the H I emission noted by Z23 is shown with the vertical dashed lines. We highlight the difference in H I emission as the hatched and shaded regions.

The resulting H I mass, M_{HI} , derived using the standard equation (e.g. Haynes & Giovanelli 1984) and assuming the M94 distance of 4.66 Mpc³ as in Z23, is $M_{HI} = (1.4 \pm 0.4) \times 10^6 M_{\odot}$.

3. DISCUSSION

From Figure 1 we can see that the H I profiles obtained with FAST⁴ (gray) and the GBT (blue) are consistent with one another. Our integrated flux ($0.28 \pm 0.04 \text{ Jy} \cdot \text{km s}^{-1}$) is comparable to that listed in table 1 of Z23, $0.239 \pm 0.01 \text{ Jy} \cdot \text{km s}^{-1}$, but a factor of two larger than the value listed in the text of their section 4.2, $0.14 \pm 0.02 \text{ Jy} \cdot \text{km s}^{-1}$, the latter of which is used in Benítez-Llambay & Navarro (2023). The former FAST value is listed in the FASHI (FAST All-Sky H I Zhang et al. 2024) survey catalog (ID_FASHI = 20230020346, Name = J125153.61+401759.1) along with a velocity width ($W_{50,FASHI} = 32.54 \pm 1.92 \text{ km s}^{-1}$) that is commensurate with ours. While the GBT spectrum appears to have an excess of flux at lower heliocentric

³ We believe they have assumed a distance uncertainty of 0.5 Mpc and for consistency adopt this as well.

⁴ We note that the spectra shown in figure 4 of Z23 should have units of flux density (as plotted here) instead of antenna temperature since the peak fluxes not only match here but also match the listed peak flux value ($9.03 \text{ mJy} \cdot \text{km s}^{-1}$) in the FASHI survey catalog.

velocities (shaded and hatched region between $265 \lesssim V_{\text{helio}} \lesssim 290 \text{ km s}^{-1}$) relative to the FAST spectrum from Z23, the spectrum of CL9 from FASHI (J. Wang, priv. comm.) is similar in shape. Both the GBT and FASHI spectra of CL9 show signs of an asymmetric H I profile with a steeper receding edge and a shallower approaching edge. The asymmetry in both the GBT and FASHI spectra suggest that it is real and not just a result of instrumental differences. While these new results do not preclude M94-CL9 from being classified as a RELHIC, it does bring it in some tension with the predicted properties of RELHICs which typically expect a narrow ($W_{50} \sim 20 \text{ km s}^{-1}$), Gaussian-like H I distribution. We remind the reader that our GBT detection is spatially unresolved, and does not constrain the morphology of the H I within the beam. Higher spatial resolution H I data of M94-CL9 will be informative in this regard.

We thank Ming Zhu, Ruilei Zhou, Alejandro Benítez-Llambay, and Jing Wang for useful discussions. AK acknowledges support from the Natural Sciences and Engineering Research Council of Canada (NSERC), the University of Toronto Arts & Science Postdoctoral Fellowship program, and the Dunlap Institute. KS acknowledges support from NSERC. The Green Bank Observatory is a facility of the National Science Foundation operated under cooperative agreement by Associated Universities, Inc.

Facilities: GBT

Software: GBTIDL (Marganian et al. 2006), NUMPY (Harris et al. 2020), MATPLOTLIB (Hunter 2007)

REFERENCES

- Benítez-Llambay, A., & Navarro, J. F. 2023, ApJ, 956, 1, doi: [10.3847/1538-4357/acf767](https://doi.org/10.3847/1538-4357/acf767)
- Benítez-Llambay, A., Navarro, J. F., Frenk, C. S., et al. 2017, MNRAS, 465, 3913, doi: [10.1093/mnras/stw2982](https://doi.org/10.1093/mnras/stw2982)
- Goddy, J., Stark, D. V., & Masters, K. L. 2020, Research Notes of the American Astronomical Society, 4, 3, doi: [10.3847/2515-5172/ab66bd](https://doi.org/10.3847/2515-5172/ab66bd)
- Harris, C. R., Millman, K. J., van der Walt, S. J., et al. 2020, Nature, 585, 357, doi: [10.1038/s41586-020-2649-2](https://doi.org/10.1038/s41586-020-2649-2)
- Haynes, M. P., & Giovanelli, R. 1984, AJ, 89, 758, doi: [10.1086/113573](https://doi.org/10.1086/113573)
- Hunter, J. D. 2007, Computing in Science and Engineering, 9, 90, doi: [10.1109/MCSE.2007.55](https://doi.org/10.1109/MCSE.2007.55)
- Karunakaran, A., Spekkens, K., Zaritsky, D., et al. 2020, ApJ, 902, 39, doi: [10.3847/1538-4357/abb464](https://doi.org/10.3847/1538-4357/abb464)
- Marganian, P., Garwood, R. W., Braatz, J. A., Radziwill, N. M., & Maddalena, R. J. 2006, in Astronomical Society of the Pacific Conference Series, Vol. 351, Astronomical Data Analysis Software and Systems XV, ed. C. Gabriel, C. Arviset, D. Ponz, & S. Enrique, 512
- Zhang, C.-P., Zhu, M., Jiang, P., et al. 2024, Science China Physics, Mechanics, and Astronomy, 67, 219511, doi: [10.1007/s11433-023-2219-7](https://doi.org/10.1007/s11433-023-2219-7)
- Zhou, R., Zhu, M., Yang, Y., et al. 2023, ApJ, 952, 130, doi: [10.3847/1538-4357/acdcf5](https://doi.org/10.3847/1538-4357/acdcf5)