

Accessing the Host Galaxies of Long Gamma-Ray Bursts with Next-Generation Telescopes

GUANG-XUAN LAN,¹ YE LI,² AND ZHUO LI^{1,3}

¹*Department of Astronomy, School of Physics, Peking University, Beijing 100871, China; gxfan@pku.edu.cn, zhuo.li@pku.edu.cn*

²*Purple Mountain Observatory, Chinese Academy of Sciences, Nanjing 210023, China; yeli@pmo.ac.cn*

³*Kavli Institute for Astronomy and Astrophysics, Peking University, Beijing 100871, China*

ABSTRACT

We present a method to estimate the detection expectations of host galaxies of long gamma-ray bursts (LGRBs) in the *grizJHKL* bands. It is found that, given the same limiting magnitude $m_{grizJHKL,lim}$ in each band, the *z* band produces the largest number of overall LGRB hosts and low-mass hosts ($M_* \leq 10^8 M_\odot$) at $m_{grizJHKL,lim} \gtrsim 26$ mag. For the detection of high-redshift LGRB hosts (redshift ≥ 5), it is recommended to prioritize the *L* band due to its good performance at both low and high limiting magnitudes. We specifically estimate the expectation of LGRB-host detection with $m_{grizJHKL,lim} = 28$ mag, which JWST can partially attain. We find that there may exist 116, 259, 277, 439, 266, 294, 274, 316 LGRB hosts, including 0.54, 31, 28, 143, 12, 20, 14, 35 low-mass ones in *grizJHKL* bands and 13, 14, 15, 14, 15 high-redshift ones in *zJHKL* bands, for 15-year *Swift* LGRBs with $S \geq 10^{-6}$ erg cm⁻². The results show that the study of LGRB hosts under next-generation observational conditions holds significant potential, especially for low-mass-host studies. However, it appears that deeper sensitivities of galaxy telescopes may not significantly enhance statistical studies of high-redshift hosts. Strategies aimed at increasing the number of distant LGRB hosts may require the expansion of high-redshift-LGRB detection.

Keywords: Gamma-ray bursts (629) — Galaxies (573) — Stellar mass functions (1612)

1. INTRODUCTION

Gamma-ray bursts (GRBs) are extremely luminous explosions in the universe. They are divided into two groups based on the bimodal distribution of their duration T_{90} (Kouveliotou et al. 1993). Long gamma-ray bursts (LGRBs) have a duration of $T_{90} > 2$ s and are usually supposed to be consistent with the collapse of massive stars (Woosley & Bloom 2006). On the other side, with $T_{90} \leq 2$ s, short gamma-ray bursts (SGRBs) are believed to come from the merger of compact objects (Goldstein et al. 2017; Abbott et al. 2017). However, the boundaries of the physical origins of GRBs are actually ambiguous. The duration of some bursts (GRB 060614, GRB 211211A, GRB 230307A) is significantly long, whereas other properties are similar to typical short bursts and are accompanied with merger phenomenon of compact stars (Gehrels et al. 2006; Rastinejad et al. 2022; Yang et al. 2022; Troja et al. 2022; Levan et al. 2023; Sun et al. 2023). Similarly, some SGRBs (GRB 090426, GRB 200826A) show their afterglows and locations are akin to being supernova-associated (Antonelli et al. 2009; Levesque et al. 2010b; Zhang et al. 2021; Ahumada et al. 2021; Rossi et al. 2022).

The host galaxies of GRBs are of crucial importance to identifying their potential progenitors. Normally, LGRBs

tend to reside in star-forming galaxies with low luminosity, metallicity, and stellar mass (Fruchter et al. 2006; Stanek et al. 2006; Modjaz et al. 2008; Savaglio et al. 2009; Levesque et al. 2010a; Svensson et al. 2010; Graham & Fruchter 2013; Kelly et al. 2014; Vergani et al. 2015). Within the hosts, they prefer the bright regions where the offsets from the centers of galaxies are small (Bloom et al. 2002; Blanchard et al. 2016; Japelj et al. 2018). Meanwhile, SGRBs are typically associated with old star populations and are much more distant from their host centers (Berger 2009; Fong & Berger 2013; Berger 2014), corresponding to the theoretical locations of compact binaries. The anomalous GRBs mentioned above, however, show their hosts and positions unusual in their belonging duration catalogue. This strongly encourages one to observe GRB host galaxies to better understand the origins of GRBs.

Furthermore, investigating LGRB hosts is beneficial to revealing the evolution of LGRBs. As bright and distant (up to $z \sim 9$ currently, Cucchiara et al. 2011) products from probably the death of massive stars, LGRBs have long been expected to be used to probe the cosmic star formation rate (cSFR) at early epoch (Salvaterra 2015). However, numerous previous works have shown that redshift evolution is somehow necessary in a cSFR-based model to reproduce the redshift distribution of LGRBs (Lloyd-Ronning et al. 2002;

Firmani et al. 2004; Le & Dermer 2007; Salvaterra et al. 2009a; Wanderman & Piran 2010; Salvaterra et al. 2012; Wei et al. 2014; Pescalli et al. 2016; Wei & Wu 2017; Lan et al. 2019, 2021; Ghirlanda & Salvaterra 2022). The evolution of some properties of LGRB hosts, e.g., metallicity, stellar mass, and initial mass function, may be the key to explaining the evolution of LGRBs (Langer & Norman 2006; Li 2008; Wang & Dai 2011; Robertson & Ellis 2012; Wang & Dai 2014; Perley et al. 2016b; Lan et al. 2022).

On the other hand, LGRB hosts can also provide valuable insights into the nature of galaxies. Actually, low-mass galaxies are easily overlooked in a shallow survey due to their faint luminosity. LGRBs commonly connect with this type of galaxies (Savaglio et al. 2009), making them effective tools to pinpoint and probe such low-mass galaxies (Savaglio et al. 2009; Trenti et al. 2012; Kelly et al. 2013; Greiner et al. 2015; Schulze et al. 2015). In the investigations of distant galaxies, pushing the instruments to their limits is vitally important. As redshifts of LGRB hosts can be measured independently via LGRB afterglows, it is feasible for LGRBs to constrain the properties of host galaxies that are even undetected (Tanvir et al. 2012; Basa et al. 2012), providing a unique tool to study galaxies in the early universe. For high-redshift hosts that are detectable, techniques of using LGRB afterglows to characterize the host properties, such as interstellar medium, dust extinction, chemical abundances, and so on (see Salvaterra 2015, and the references therein), have also been widely exploited. There is no doubt that the observation of GRB hosts is helpful both for studying GRBs themselves and for shedding more light on galaxy nature.

However, the current sample size of GRB hosts is still too small to extensively carry out statistical research in subdivided directions. For instance, only a small number of low-mass or high-redshift GRB hosts have been characterized (Savaglio et al. 2009; Hjorth et al. 2012; Perley et al. 2016b; Li et al. 2016). The existing LGRB-host surveys also describe the redshift evolution of LGRB formation environments inadequately (Krühler et al. 2015; Perley et al. 2016a,b; Lan et al. 2022). Next-generation galaxy telescopes, e.g., James Webb Space Telescope (JWST), China Space Station Telescope (CSST) and so on, may open up greater opportunities to enlarge the GRB-host sample. Predicting the possible number of GRB hosts that could be detected by future galaxy telescopes will contribute to the design of GRB-host studies. The scope of this paper is exactly to estimate the expected number of LGRB hosts under next-generation observational conditions based on the stellar mass function of LGRB hosts. To allow the optimization of observational strategies for different science goals, multi-band predictions from the optical to the mid-infrared (MIR) are included in this work.

This paper is arranged as follows: The methods and models used to predict LGRB-host detection are briefly described in Section 2. Then the results of our predictions are presented in Section 3. In Section 4, we will discuss a few uncertainties in our predictions. Finally, the summary of this work is drawn in Section 5. Throughout this paper, a flat Λ CDM cosmological model with $H_0 = 70 \text{ km s}^{-1} \text{ Mpc}^{-1}$, $\Omega_m = 0.3$, and $\Omega_\Lambda = 0.7$ is adopted.

2. METHODS AND MODELS

In principle, the expected number of LGRB hosts in observation can be calculated through the following formula (Ajello et al. 2009, 2012; Abdo et al. 2010; Salvaterra et al. 2012; Zeng et al. 2014, 2016; Vergani et al. 2015; Lan et al. 2019, 2021, 2022):

$$N_{\text{exp,host}} = \frac{\Delta\Omega T}{4\pi} \int_0^{z_{\text{max}}} f \cdot \frac{\psi(z)}{1+z} \frac{dV(z)}{dz} \cdot F_E(z) \cdot F_M(z) dz$$

$$F_E(z) = \int_{\max[E_{\text{min}}, E_{\text{lim}}(z)]}^{E_{\text{max}}} \phi(E_{\text{iso}}) dE_{\text{iso}} \quad (1)$$

$$F_M(z) = \int_{\max[M_{*,\text{min}}, M_{*,\text{lim}}(z)]}^{M_{*,\text{max}}} \varphi(M_*, z) dM_*,$$

where $\Delta\Omega$ is the field of view of the GRB detector and T is its working time, $\psi(z)$, $\phi(E_{\text{iso}})$ and $\varphi(M_*)$ are the event rate density, isotropic-equivalent energy function, and host-galaxy stellar-mass function of LGRBs, respectively. $dV(z)/dz = 4\pi c D_L^2(z) / [H_0(1+z)^2 \sqrt{\Omega_m(1+z)^3 + \Omega_\Lambda}]$ is the comoving volume element in a flat Λ CDM model, and $D_L(z)$ is the luminosity distance at redshift z . Finally, f denotes the fraction of gamma-ray-detected LGRBs with good localization.

Based on the Swift Gamma-Ray Burst Host Galaxy Legacy Survey (SHOALS, Perley et al. 2016a,b) which combines the observations of *Swift* ($\Delta\Omega = 1.33 \text{ sr}$) and *Spitzer*/IRAC (3.6 μm), Lan et al. (2022) have quantified the rate, energy, and host stellar-mass functions of LGRBs mentioned above. The SHOALS was selected in unbiased manner within 7-year *Swift* LGRBs and finally included 119 LGRBs with redshift completeness up to $\sim 92\%$. Using *Spitzer*/IRAC observation, Perley et al. (2016b) presented NIR luminosities and stellar masses of host galaxies of SHOALS LGRBs with limiting magnitude $m_{3.6\mu\text{m},\text{lim}} \sim 25 \text{ mag}$, achieving properties of $\sim 2/3$ hosts in SHOALS have been well characterized. To estimate the future detection of LGRB hosts without bias, we base our prediction on the observational results of host galaxies in SHOALS, assuming the GRB-localization capability of the future will be similar to that of the present. Although this will make our predicted results conservative, the completeness of LGRB-afterglow/host detection is secure in our calculation. Then the fraction of LGRBs with good localization f can be calculated as $N_{\text{predicted}}^{\text{SHOALS}}(S \geq S_{\text{lim}}) / N_{\text{observed}}^{\text{Swift}}(S \geq S_{\text{lim}})$, where numerator is the predicted number of SHOALS-selected LGRBs without the stellar-mass limit of hosts, and

denominator is the observed number of *Swift* LGRBs with $S \geq S_{\text{lim}}$ during the observational time of SHOALS sample.

As the mass evolution model introduced in Lan et al. (2022) is one of the well-reproduce models of the SHOALS observation, in this work, we attempt to adopt the mass evolution model to derive the expected detection of LGRB hosts by assuming the sensitivities of galaxy telescopes in different bands. In the mass evolution model, the LGRB rate is assumed to be proportional to the cSFR like $\psi(z) = \eta \psi_*(z)$, where $\eta = 10^{-7.67} / f \text{ M}_\odot^{-1}$ is the LGRB formation efficiency, and the comoving cSFR (in units of $\text{M}_\odot \text{ Mpc}^{-3} \text{ yr}^{-1}$) was modeled as (Li 2008):

$$\psi_*(z) = \frac{0.0157 + 0.118z}{1 + (z/3.23)^{4.66}}. \quad (2)$$

The LGRB energy function is considered to be a broken power-law form:

$$\phi(E_{\text{iso}}) = \frac{A}{\ln(10)E_{\text{iso}}} \begin{cases} \left(\frac{E_{\text{iso}}}{E_b}\right)^a & E_{\text{iso}} \leq E_b \\ \left(\frac{E_{\text{iso}}}{E_b}\right)^b & E_{\text{iso}} > E_b \end{cases}, \quad (3)$$

where $A = 0.10$ is a normalization factor, $a = -0.39^{+0.18}_{-0.12}$, $b = -1.23^{+0.17}_{-1.17}$ and $E_b = 53.51^{+0.54}_{-0.25}$ are the power-law indices and the break energy, respectively. The LGRBs in SHOALS were limited by fluence $S_{\text{lim}} = 10^{-6} \text{ erg cm}^{-2}$ which is much brighter than the sensitivity of *Swift*, to enhance the completeness of the sub-sample of LGRBs (Salvaterra et al. 2012; Pescalli et al. 2016; Perley et al. 2016a,b). As a result, the isotropic-equivalent energy E_{iso} of surviving LGRBs is high and ranges from $E_{\text{min}} = 10^{51} \text{ erg}$ to $E_{\text{max}} = 10^{56} \text{ erg}$. To be able to make an unbiased prediction of LGRB-host detection, we also adopt the fluence limit $S_{\text{lim}} = 10^{-6} \text{ erg cm}^{-2}$ in this work in the calculation of the limiting energy of LGRBs:

$$E_{\text{lim}}(z) = \frac{4\pi D_L^2(z) S_{\text{lim}}}{1+z} \frac{\int_{10^4/(1+z) \text{ keV}}^{10^4/(1+z) \text{ keV}} EN(E) dE}{\int_{15 \text{ keV}}^{150 \text{ keV}} EN(E) dE}, \quad (4)$$

where 15 – 150 keV is the observed energy range of *Swift*/Burst Alert Telescope (BAT) and $N(E)$ is the GRB photon spectrum. Typical values of low-energy spectral index -1 and high-energy spectral index -2.3 in Band function are employed to describe the burst spectrum (Band et al. 1993; Preece et al. 2000; Kaneko et al. 2006). For a given isotropic-equivalent energy E_{iso} , the peak energy of the spectrum E_p is estimated through the empirical $E_p - E_{\text{iso}}$ correlation (Amati et al. 2002; Nava et al. 2012), i.e., $\log[E_p(1+z)] = -29.60 + 0.61 \log E_{\text{iso}}$.

The stellar-mass function of LGRB hosts is assumed as an evolving Schechter form (Drory & Alvarez 2008; Lan et al.

2022), and is expressed as:

$$\begin{aligned} \varphi(M_*, z) &= \varphi_*(z) \left(\frac{M_*}{M_b(z)}\right)^\xi \exp\left(-\frac{M_*}{M_b(z)}\right) \frac{1}{M_b(z)} \\ \varphi_*(z) &= \varphi_0(1+z)^\delta \\ \log M_b(z) &= \log M_{b,0} + \gamma \ln(1+z), \end{aligned} \quad (5)$$

where $\varphi_0 = 0.0036$ is a normalization factor, the power-law index $\xi = -1.14^{+0.10}_{-0.06}$, break mass $M_{b,0} = 11.24^{+0.25}_{-0.43}$ and two additional evolution parameters $\delta = -1.14^{+0.10}_{-0.06}$ and $\gamma = -0.38^{+0.28}_{-0.19}$ were estimated based on SHOALS sample. The minimum and maximum stellar mass are empirically assumed as $M_{*,\text{min}} = 10^7 \text{ M}_\odot$ and $M_{*,\text{max}} = 10^{13} \text{ M}_\odot$ respectively in this work.

The lower limit of stellar mass $M_{*,\text{lim}}(z)$ in equation (1) depends on the sensitivities of galaxy telescopes. Its precise value should be calculated via the LGRB-host SED template which, however, has not yet been fully understood. Usually, apart from spectroscopy, stellar mass of a galaxy can also be derived by IR photometry. In order to take into account the fluctuation of LGRB-host SED in our computation, the stellar mass – luminosity correlations of LGRB hosts in different bands are employed in this work to statistically estimate the stellar-mass limits $M_{*,\text{lim}}(z)$ in corresponding bands. Based on the database of GRB Host Studies (GHOSTS)¹, we simply investigate the stellar mass – luminosity correlations ($M_* - M_\lambda(z)$, where $M_\lambda(z)$ is the absolute magnitude of LGRB hosts measured in band λ) of LGRB hosts in the *grizJHKL* bands and show the results in Appendix A. Given a magnitude limit $m_{\lambda,\text{lim}}$ in band λ , the stellar-mass limit $M_{*,\text{lim}}(z)$ observed in this band can be straightforwardly obtained through the correlation $M_{*,\text{lim}}(z) - M_{\lambda,\text{lim}}(z)$. Next, considering the limiting magnitudes of JWST F090W, F115W, F162M, F210M, and F360M filters can be greater than 28 mag², our predictions will start with the limiting magnitude $m_{\lambda,\text{lim}} = 28 \text{ mag}$ in each band.

Since emission light with wavelengths shorter than the Ly α line may be absorbed by intergalactic medium (IGM), we assume the maximum redshifts z_{max} of LGRB hosts that could be detected in the *griz* bands are 3, 4, 5.5, 6.5 respectively. Note that the measured redshifts of LGRBs are smaller than 10 to date. Therefore, the maximum redshift $z_{\text{max}} = 10$ is considered for the prediction in the *JHKL* bands.

3. RESULTS

In fact, the number of LGRB hosts we can detect strongly depends on the sensitivities of the GRB detectors and the galaxy telescopes. The priority of this work is to study the capacity of future galaxy telescopes for LGRB-host detection.

¹ <http://www.grbhosts.org/>

² <https://jwst-docs.stsci.edu/jwst-near-infrared-camera#JWSTNearInfraredCamera-Filters>

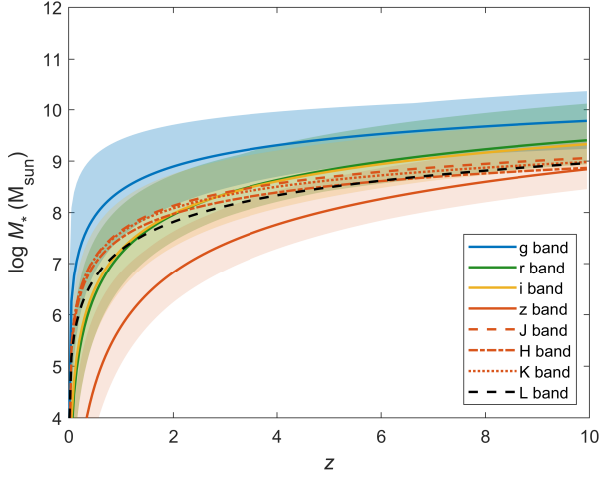


Figure 1. Stellar-mass limits calculated via $M_* - M_\lambda(z)$ correlations in the $grizJHKL$ bands, with the limiting magnitude is 28 mag in each band. Results in the $griz$ bands are shown as blue, green, orange, and red lines with 1σ confidence regions, respectively. And results in the $JHKL$ bands are shown as red dashed, dot-dashed, dotted, and black dashed lines, respectively. Host galaxies with stellar mass lower than these lines may suffer selection effects.

Since the historical *Swift* data can supply plenty of LGRB positions and many of their hosts have not yet been detected in particular, the *Swift*-detected LGRBs are mainly considered in our predictions. We first assume the limiting magnitude of the galaxy telescopes is 28 mag in any of the $grizJHKL$ bands to estimate the detection of LGRB hosts for different science purposes (i.e., overall, low-mass, and high-redshift host studies). Using the $M_* - M_\lambda(z)$ correlations of LGRB hosts (see Appendix A), we derive the stellar-mass limits $M_{*,\text{lim}}(z)$ of LGRB-host detection in the $grizJHKL$ bands, which are shown in Fig 1.

For results from the best-fitting models, the selection effects on stellar mass exhibit similarity in different infrared (IR) bands, whereas they significantly differ in optical bands. At low and middle redshifts, the stellar-mass limit in the z band is much smaller than that of the other bands. Even at redshift ~ 5 , host galaxies with $M_* \sim 10^8 M_\odot$ may still be observed in this band. However, in the g band, the stellar-mass limit grows quickly at very low redshift, making the detection of host galaxies with $M_* \lesssim 10^8 M_\odot$ challenging at redshift $\gtrsim 1$. Similar to the results of IR bands, the detection of LGRB hosts in the r and i bands is moderate between the g and z bands.

Based on the above stellar-mass limits, we compute the expected redshift distribution and cumulative time distribution of LGRB hosts in each band. The distribution models of LGRB hosts have been mentioned in Section 2 and the LGRB energy in our predictions is limited by fluence $S_{\text{lim}} = 10^{-6} \text{ erg cm}^{-2}$. Considering the IGM absorption for galaxy light and the maximum measured redshift for LGRBs, we assume the

maximum redshifts of LGRB hosts in the $grizJHKL$ bands are 3, 4, 5.5, 6.5, 10, 10, 10, 10 respectively. The expected redshift distributions averaged over GRB-observation time are presented in the top panel of Fig 2. Integrating the redshift distributions, we exhibit the predicted number of LGRB hosts accumulated over GRB-observation time in the bottom panel of Fig 2. It is shown, with $m_{\lambda,\text{lim}} = 28 \text{ mag}$, the z band yields the highest peak of the expected redshift distributions. Consequently, although the assumed maximum redshifts in IR bands are greater, the z band still shows more strength in number for LGRB-host observation. The detection expectation of LGRB hosts in the g band is much lower than that of the other bands, probably because of the higher threshold of stellar mass in this band. Providing 15-year *Swift* bright LGRBs, the $grizJHKL$ bands are projected to detect 116, 259, 277, 439, 266, 294, 274, 316 LGRB hosts, respectively.

3.1. Low-mass and high-redshift LGRB hosts

The typical nature of LGRB hosts is less luminous, indicating the potential of LGRBs to study low-mass galaxies (Savaglio et al. 2009; Kelly et al. 2013; Trenti et al. 2012; Greiner et al. 2015; Schulze et al. 2015; Perley et al. 2016a). As a sort of brightest event that can occur at high redshifts (Tanvir et al. 2009; Salvaterra et al. 2009b; Cucchiara et al. 2011), LGRBs are also expected to be used to constrain the properties of distant galaxies (Tanvir et al. 2012; Salvaterra 2015). In order to study the improvement extent of recent techniques for such science goals, we estimate the detection of low-mass and high-redshift LGRB hosts under next-generation conditions.

In the top panel of Fig 3, we show the predicted number of LGRB hosts with $M_* \leq 10^8 M_\odot$ in the $grizJHKL$ bands. Supplying 15-year LGRBs, there may exist 0.54, 31, 28, 143, 12, 20, 14, 35 LGRB hosts with $M_* \leq 10^8 M_\odot$ in $grizJHKL$ -band observation with $m_{\lambda,\text{lim}} = 28 \text{ mag}$. The predicted results, especially in the z band, are largely ahead of the current detected number of low-mass hosts (Li et al. 2016), showing the great research potential of low-mass hosts supported by the next-generation telescopes.

The predictions of hosts with redshift ≥ 5 in the $zJHKL$ -band observation are presented in the bottom panel of Fig 3. The results of different bands are similar. For 15-year LGRB observation, approximately 14 high-redshift hosts may be detected with $m_{zJHKL,\text{lim}} = 28 \text{ mag}$. This represents a notable improvement relative to the current number of distant LGRB hosts (Li et al. 2016; Perley et al. 2016b) and should enable the better study of the redshift evolution based on overall LGRB hosts. However, to achieve a statistically significant number for high-redshift hosts only, more locations of high-redshift LGRBs are still required.

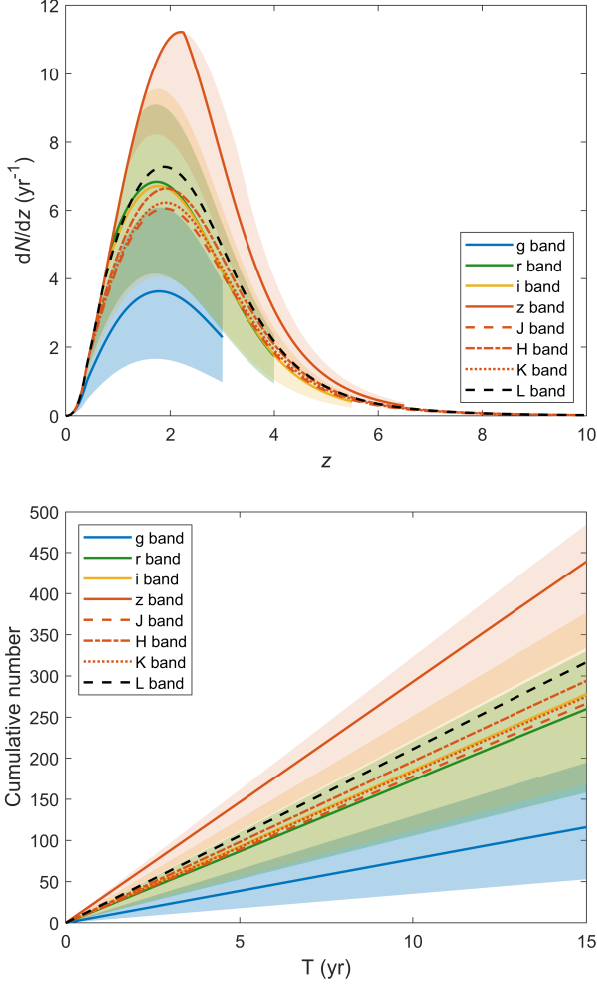


Figure 2. Predicted redshift distributions (top) and cumulative time distributions (bottom) of LGRB hosts in different bands, with limiting magnitude $m_{grizJHKL, \text{lim}} = 28$ mag. The x-axis T in the bottom panel represents the observational time of LGRBs. The legends are same as Fig 1.

To investigate the improvements provided by upcoming GRB detectors in the detection of distant hosts, we estimate the number of high-redshift host galaxies of LGRBs detected by the Space-based multi-band astronomical Variable Objects Monitor (SVOM, Wei et al. 2016; Atteia et al. 2022), which is planned to launch soon as a new GRB mission. The GRB trigger camera ECLAIRS (Godet et al. 2014) on board SVOM reaches a low-energy threshold of 4 keV. This allows SVOM/ECLAIRS to increase the sensitivity of high-redshift GRBs. In simulation, the quick-followup Visible Telescope (VT, Fan et al. 2020) on board SVOM, which is capable of providing arcsecond localization, has the potential to detect afterglows of $\sim 70\%$ (Atteia et al. 2022) SVOM GRBs. This suggests that the access of LGRB hosts could be promising in the SVOM era. Since the proportion of optical afterglows of SVOM GRBs is similar to that of *Swift* GRBs, the frac-

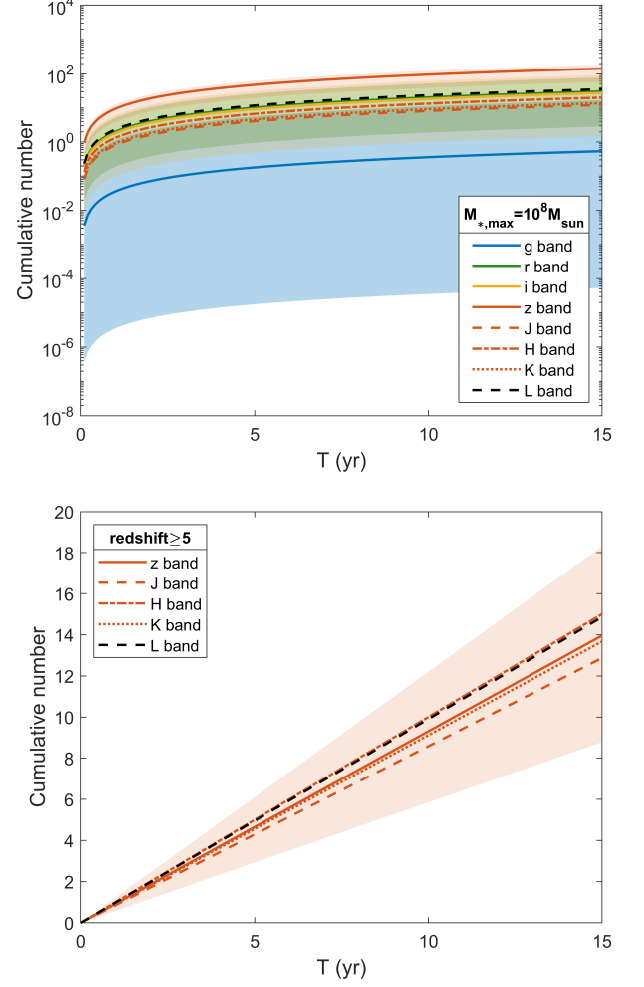


Figure 3. The predicted number of low-mass (top, $M_* \leq 8 M_{\odot}$) and high-redshift (bottom, $z \geq 5$) LGRB hosts accumulated over the observational time of LGRBs. The magnitude limit in each band is 28 mag and the legends are same as Fig 1.

tion of good-localization LGRBs provided by *Swift* is still used here. With the field of view $\Delta\Omega = 2.0$ sr and the energy range 4 – 150 keV of SVOM/ECLAIRS, we find that the number of high-redshift hosts of SVOM LGRBs is 1.7 times that of *Swift* LGRBs at $S \geq 10^{-6}$ erg cm $^{-2}$. For the *H* and *L* bands that yield the largest number of high-redshift LGRB hosts at $m_{HL, \text{lim}} = 28$ mag, it would take ~ 17.6 years to acquire a statistically significant number of distant hosts of SVOM LGRBs.

4. DISCUSSION

In this work, the stellar mass – luminosity correlation is crucial for estimating the stellar-mass limit which is the basis for predicting LGRB-host detection. However, as shown in Fig 5, this correlation is loose in optical bands, remaining uncertainties in our predicted results. To investigate if the less tight $M_* - M_{\lambda}(z)$ correlations in optical bands will

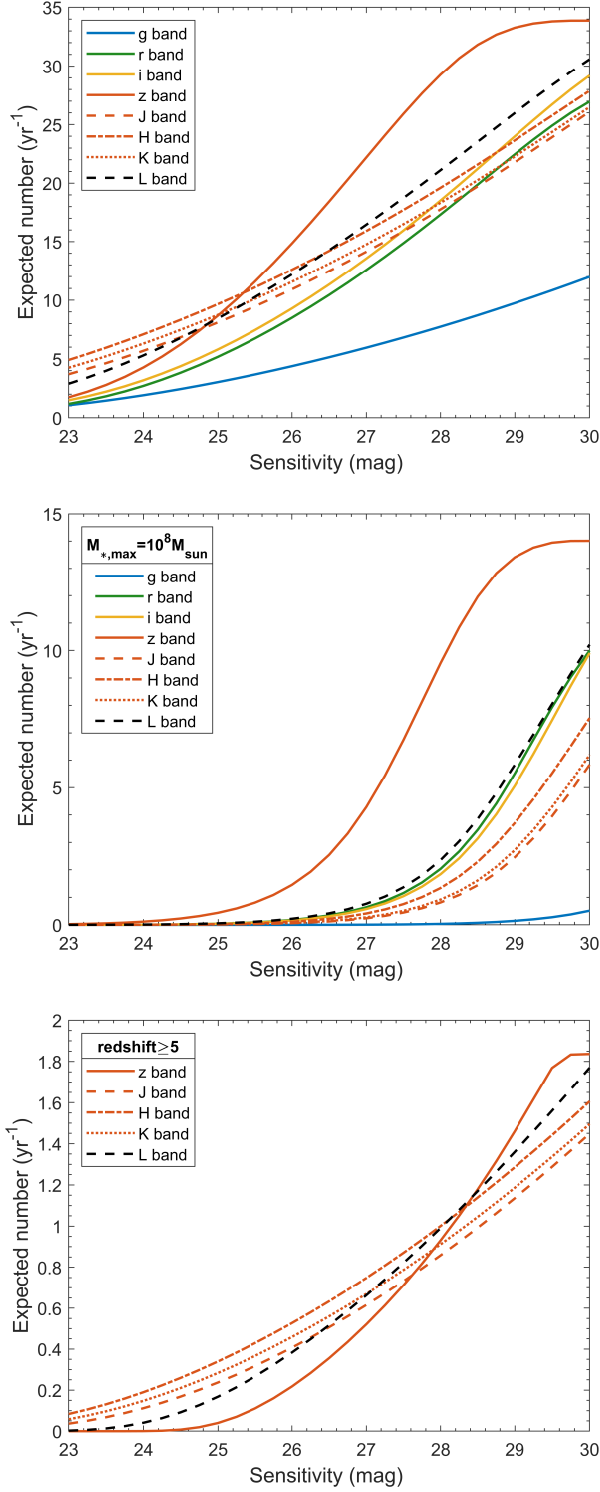


Figure 4. The predicted number of overall (top), low-mass (middle) and high-radshift (bottom) host galaxies of *Swift* LGRB annualized by GRB observation time at different sensitivities. The legends are same as Fig 1.

change our main conclusions, we compute the uncertainties contributed by the 1σ confidence intervals of $M_* - M_\lambda(z)$ correlations for our predictions in the *griz* bands, represented by corresponding colorful shadows in Fig 1-3. It is clear that the gap between the results of the *z* band and the *g* band is unable to be explained by the uncertainties of stellar mass – luminosity correlations. Although the middle dust extinction ($A_{V,\text{average}} = 0.49$) of our sample may slightly aggravate the disadvantage of the *g* band, it should not be sufficient to overturn our predictions. We also compare the *r*-band results predicted by our method with the observation of Krühler et al. (2015) (hereinafter referred to as K15), which measured emission-line spectroscopy of 96 host galaxies with $21 \text{ mag} \lesssim m_{R/r} \lesssim 26 \text{ mag}$ at $0.1 < \text{redshift} < 3.6$ through VLT/X-Shooter for 9-year LGRBs. The majority of K15’s LGRBs are contributed by *Swift*, with $\sim 2/3$ of them having fluence $S \geq 10^{-6} \text{ erg cm}^{-2}$. Adopting the LGRB-observation time and minimum magnitude of K15 sample, our prediction suggests there are $76.49^{+27.61}_{-37.40}$ LGRB hosts in the *r*-band observation. This is in good agreement with the observed number of host galaxies of high-energy LGRBs in K15, considering the observable area of VLT covers about three quarters of the sky (see Hjorth et al. 2012).

The stellar-mass limit $M_{*,\text{lim}}(z)$ is determined by the limiting magnitude of each band. While in previous sections, we assumed uniform limiting magnitudes for the *grizJHKL* bands, it is important to recognize that the sensitivities of these bands are typically different. Therefore, to address practical considerations, we estimate the potential detection of LGRB hosts across a sensitivity range of 23 to 30 mag, and illustrate the results in Fig 4. This figure provides a direct representation of the expected number of host galaxies for *Swift* bright LGRBs as observed with specific limiting magnitudes in different bands. We also employ the sensitivities of JWST and CSST to estimate their capabilities of detecting LGRB host galaxies. For JWST filters (F090W, F115W, F162M, F210M, F360M), which fall within the wavelength range similar to *zJHKL* bands, our predictions suggest the potential detection of 488, 314, 330, 310, 331 LGRB host in 10 ks exposures³, when providing 15-year *Swift* LGRBs with $S \geq 10^{-6} \text{ erg cm}^{-2}$. These include 190, 30, 38, 27, 43 low-mass hosts and 19, 16, 18, 16, 16 high-redshift hosts. Furthermore, in the context of optical band observations, we introduced the survey depth of the ultra-deep field of CSST (Zhan 2021) to assess its extreme for LGRB-host detection. With limiting magnitudes 27.5, 27.2, 27.0, 26.4 mag in *griz* bands, we find that CSST may be able to detect 102, 202, 203, 265 LGRB hosts, including 0.25, 12, 9, 34 low-mass ones, for 15-year *Swift* bright LGRBs.

We note that the final observed number of LGRB hosts also depends on the environment (dust, foreground light, and so on) along the line of sight and the artificial operations in observation for different science purposes. These factors are challenging to quantify. Therefore, the predicted results presented in this work, which take only instrument sensitivities into account, should be regarded as the upper limits of LGRB-host detection. However, utilizing 70% operation time, CSST is planned to perform multicolor imaging and slitless spectrum surveys for galaxies within 17,500 square degrees of the sky over a 10-year period (all filters complete) with a fixed observation strategy. In this case, ~ 34 , 64, 60, 70 images and ~ 10 spectra covered by entire *griz* intervals could be approximately detected for host galaxies of decennial SVOM LGRBs. Since the Gamma-ray Monitor (GRM) of SVOM can measure GRB spectrum over a large energy range (15 keV – 5 MeV), the connection between LGRBs and their hosts may be better understood in wider channel with the collaboration between SVOM and CSST.

5. SUMMARY AND CONCLUSION

Using the stellar-mass function of host galaxies of LGRBs, we estimate the detection expectations of LGRB hosts in *grizJHKL* bands. Via assuming the sensitivity $m_{\lambda, \text{lim}}$ of each band, we find that the z band yields the largest number of LGRB hosts at $m_{\lambda, \text{lim}} \gtrsim 26$ mag. For *riJHKL* bands, it is sufficient that the limiting magnitudes improve by 2 mag to earn detection expectations similar to the z band at middle and high sensitivities. Nonetheless, particularly at high sensitivities, such an extent of improvement seems insufficient to alter the disadvantage of the g band, where the expected number shows the least sensitive to the increase in limiting magnitudes. Since z -band luminosity is useful to estimate stellar masses of host galaxies, the advantage in the z band provides a good opportunity to refine the stellar mass function of LGRB hosts (Lan et al. 2022).

The z band is also the best interval for detecting host galaxies with $M_* \leq 10^8 M_\odot$. Given $m_{z, \text{lim}} \sim 26.5$ mag, the detectable number of low-mass hosts could be statistically significant, and could potentially reach $\sim 10^2$ if the limiting magnitude is to increase to $m_{z, \text{lim}} \sim 27.5$ mag, for 15-year *Swift* LGRBs with $S \geq 10^{-6}$ erg cm $^{-2}$. These show that enhancing the depth of LGRB-host surveys in the z band to JWST's capability may substantially improve the statistical study of low-mass hosts. Additionally, the investigation of low-mass hosts could further contribute to a better under-

standing of formation environments of LGRBs. Although LGRBs have a preference for occurring in metal-poor environments, a few instances have been discovered to be associated with high-metallicity hosts (see Krühler et al. 2015; Perley et al. 2016b, and the references therein). Kelly et al. (2013) indicated that the host of a LGRB that exploded near a metal-rich galaxy may be a low-metallicity dwarf galaxy of insufficient luminosity to be easily detected. This finding may partially account for the positioning coincidence between high-metallicity galaxies and some LGRBs. However, an increased number of low-luminosity LGRB hosts are required to bolster the evidence. With the survey of LGRB hosts goes deeper, the formation environments of LGRBs can be clearer.

The optimal bands for detecting high-redshift LGRB hosts differ between at low and high sensitivities. While the z band remains the most promising in terms of high sensitivities, its efficiency diminishes significantly at lower sensitivities. On the other hand, the L band, due to its detection expectation of distant hosts is similar to that of the optimal band at any sensitivity, emerges as a preferable option. However, it is necessary to achieve a magnitude limit of $m_{L, \text{lim}} \gtrsim 30$ mag in order to obtain a statistically significant number of high-redshift LGRB hosts for 15-year *Swift* LGRBs. This is mainly because the paucity of observed number of high-redshift LGRB in the *Swift* era. To efficiently increase the detectable number of distant LGRB hosts, a preference of detection and localization of high-redshift GRBs is needed in future GRB detection. For this aim, the implementation of a low-energy GRB trigger camera capable of observing faint GRBs, alongside the establishment of rapid NIR follow-up telescopes to access the afterglows of high-redshift LGRBs, is suggested by the study of Ghirlanda et al. (2015).

We are very grateful to Bing-Xiao Xu and Wen-Jin Xie for their valuable discussions to improve this work. This work is partially supported by the Natural Science Foundation of China (No. 11773003, U1931201, 12041306, 12103089), the China Manned Space Project (CMS-CSST-2021-B11), the National Key Research and Development Program of China (2022SKA0130100), the Natural Science Foundation of Jiangsu Province (Grant No. BK20211000), International Partnership Program of Chinese Academy of Sciences for Grand Challenges (114332KYSB20210018), the Major Science and Technology Project of Qinghai Province (2019-ZJ-A10).

APPENDIX

A. $M_* - M_\lambda$ CORRELATIONS IN DIFFERENT BANDS

The GRB Host Studies (GHostS) is a public database that offers multiple observational properties of GRB hosts. Based on this database, we collect stellar masses and apparent magnitudes of LGRB hosts in the *grizJHK* bands to empirically estimate their

stellar mass – luminosity correlations ($M_* - M_\lambda(z)$, where λ is the band for host observation). As apparent magnitude measured in optical band is strongly affected by the dust extinction, here we only take into account LGRB hosts with $A_V \lesssim 1$ to reduce the uncertainties of $M_* - M_\lambda(z)$ correlations. The relevant properties of LGRB hosts are presented in Table 1. Throughout this paper, the absolute magnitude in rest frame is calculated by the following formula (Blanton & Roweis 2007; Perley et al. 2016b):

$$M_\lambda(z) = m_{\lambda,\text{obs}} - \mu(z) + 2.5 \log(1+z), \quad (\text{A1})$$

where $\mu(z)$ is the distance modulus at redshift z . Finally, we empirically use the linear formula $\log M_* = wM_\lambda(z) + k$ to fit the $M_* - M_\lambda(z)$ correlations. The results are shown in Fig 5 and the best-fitting correlations in different bands can be expressed as (see *L*-band result in Lan et al. 2022):

$$\begin{aligned} \log M_* &= -0.33M_g + 3.39; \\ \log M_* &= -0.54M_r - 1.02; \\ \log M_* &= -0.50M_i - 0.38; \\ \log M_* &= -0.74M_z - 5.66; \\ \log M_* &= -0.34M_J + 2.38; \\ \log M_* &= -0.33M_H + 2.41; \\ \log M_* &= -0.33M_K + 2.51. \end{aligned} \quad (\text{A2})$$

REFERENCES

- Abbott, B. P., Abbott, R., Abbott, T. D., et al. 2017, *PhRvL*, 119, 161101
- Abdo, A. A., Ackermann, M., Ajello, M., et al. 2010, *ApJ*, 720, 435
- Ahumada, T., Singer, L. P., Anand, S., et al. 2021, *Nature Astronomy*, 5, 917
- Ajello, M., Costamante, L., Sambruna, R. M., et al. 2009, *ApJ*, 699, 603
- Ajello, M., Shaw, M. S., Romani, R. W., et al. 2012, *ApJ*, 751, 108
- Amati, L., Frontera, F., Tavani, M., et al. 2002, *A&A*, 390, 81
- Antonelli, L. A., D’Avanzo, P., Perna, R., et al. 2009, *A&A*, 507, L45
- Atteia, J. L., Cordier, B., & Wei, J. 2022, *International Journal of Modern Physics D*, 31, 2230008
- Band, D., Matteson, J., Ford, L., et al. 1993, *ApJ*, 413, 281
- Basa, S., Cuby, J. G., Savaglio, S., et al. 2012, *A&A*, 542, A103
- Berger, E. 2009, *ApJ*, 690, 231
- . 2014, *ARA&A*, 52, 43
- Blanchard, P. K., Berger, E., & Fong, W.-f. 2016, *ApJ*, 817, 144
- Blanton, M. R., & Roweis, S. 2007, *AJ*, 133, 734
- Bloom, J. S., Kulkarni, S. R., & Djorgovski, S. G. 2002, *AJ*, 123, 1111
- Chimes, A. A., Stanway, E. R., Levan, A. J., et al. 2018, *MNRAS*, 478, 2
- Cobb, B. E., Bloom, J. S., Perley, D. A., et al. 2010, *ApJL*, 718, L150
- Cucchiara, A., Levan, A. J., Fox, D. B., et al. 2011, *ApJ*, 736, 7
- de Ugarte Postigo, A., Campana, S., Thöne, C. C., et al. 2013, *A&A*, 557, L18
- Drory, N., & Alvarez, M. 2008, *ApJ*, 680, 41
- Fan, X., Zou, G., Qiu, Y., et al. 2020, *ApOpt*, 59, 3049
- Firmani, C., Avila-Reese, V., Ghisellini, G., & Tutukov, A. V. 2004, *ApJ*, 611, 1033
- Fong, W., & Berger, E. 2013, *ApJ*, 776, 18
- Fruchter, A. S., Levan, A. J., Strolger, L., et al. 2006, *Nature*, 441, 463
- Fynbo, J. P. U., Krühler, T., Leighly, K., et al. 2014, *A&A*, 572, A12
- Gehrels, N., Norris, J. P., Barthelmy, S. D., et al. 2006, *Nature*, 444, 1044
- Ghirlanda, G., & Salvaterra, R. 2022, *arXiv e-prints*, arXiv:2206.06390
- Ghirlanda, G., Salvaterra, R., Ghisellini, G., et al. 2015, *MNRAS*, 448, 2514
- Godet, O., Nasser, G., Atteia, J. ., et al. 2014, in *Society of Photo-Optical Instrumentation Engineers (SPIE) Conference Series*, Vol. 9144, *Space Telescopes and Instrumentation 2014: Ultraviolet to Gamma Ray*, ed. T. Takahashi, J.-W. A. den Herder, & M. Bautz, 914424
- Goldstein, A., Veres, P., Burns, E., et al. 2017, *ApJL*, 848, L14
- Graham, J. F., & Fruchter, A. S. 2013, *ApJ*, 774, 119
- Greiner, J., Krühler, T., Klose, S., et al. 2011, *A&A*, 526, A30
- Greiner, J., Fox, D. B., Schady, P., et al. 2015, *ApJ*, 809, 76
- Hjorth, J., Malesani, D., Jakobsson, P., et al. 2012, *ApJ*, 756, 187
- Holland, S. T., Sbarufatti, B., Shen, R., et al. 2010, *ApJ*, 717, 223
- Hunt, L. K., Palazzi, E., Michałowski, M. J., et al. 2014, *A&A*, 565, A112
- Japelj, J., Vergani, S. D., Salvaterra, R., et al. 2018, *A&A*, 617, A105

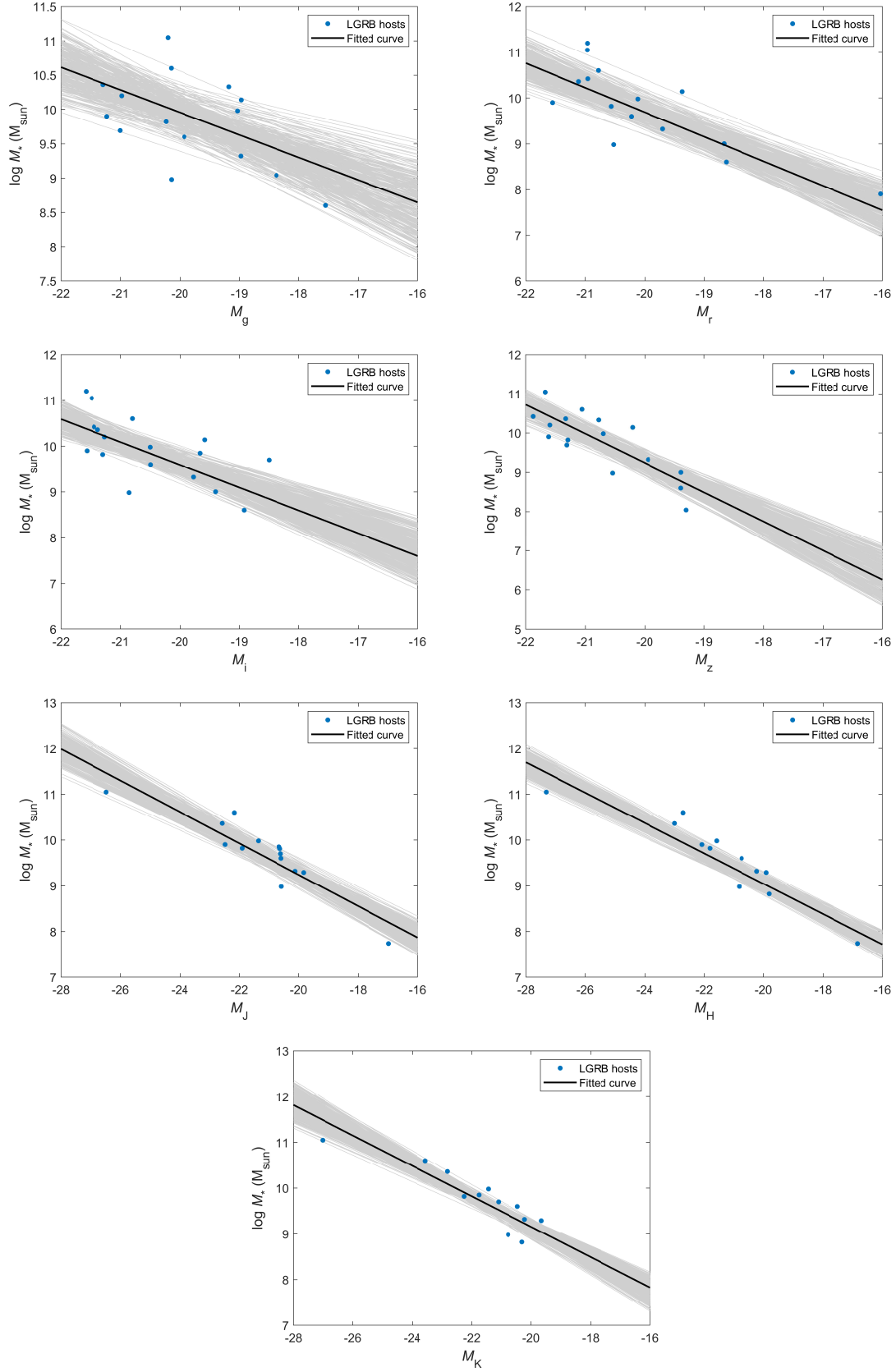


Figure 5. The stellar mass – luminosity ($M_* - M_\lambda$) correlations of LGRB hosts in the *grizJHK* bands. The observational band is shown in the subscript λ and the shaded regions are 1σ confidence intervals of corresponding correlations.

Table 1. Observational parameters of LGRB hosts with $A_V \lesssim 1$.

GRBs	Redshift	$\log M_*$ (M_\odot)	A_V	g	r	i	z	Ref.	J	H	K	Ref.
GRB 990712	0.4340	9.29	0.39	-	-	-	-	-	21.68	21.60	21.85	Savaglio et al. (2009)
GRB 011121	0.3620	9.81	0.38	-	-	-	-	-	20.47	-	-	Savaglio et al. (2009)
GRB 030329	0.1680	7.74	<0.10	-	-	-	-	-	22.40	22.54	-	Savaglio et al. (2009)
GRB 031203	0.1055	8.82	0.03	-	-	-	-	-	-	18.53	18.03	Savaglio et al. (2009)
GRB 050219	0.2110	9.98	0.00 ^a	20.85	19.76	19.38	19.18	Rossi et al. (2014)	18.52	18.30	18.44	Rossi et al. (2014)
GRB 051008	2.9000	9.69	0.85	24.46	-	-	24.15	Perley et al. (2013)	-	-	-	-
GRB 051022	0.8070	10.42	0.73	-	21.93	21.44	21.01	Perley et al. (2013)	-	-	-	-
GRB 060202	0.7850	9.04	1.00	24.45	-	-	-	Perley et al. (2013)	-	-	-	-
GRB 060319	1.1720	10.33	0.91	24.51	-	-	22.91	Perley et al. (2013)	-	-	-	-
GRB 061121	1.3145	10.20	0.45	22.95	-	22.66	22.33	Perley et al. (2015)	-	-	-	-
GRB 061222	2.0880	8.04	0.00	-	-	-	25.55	Perley et al. (2013)	-	-	-	-
GRB 070306	1.4959	10.36	0.21 ^b	22.90	23.08	22.81	22.86	Krühler et al. (2011)	21.62	21.20	21.38	Krühler et al. (2011)
GRB 070802	2.4541	9.85	~ 1.00	-	-	25.50	-	Krühler et al. (2011)	24.50	-	23.40	Krühler et al. (2011)
GRB 080517	0.0890	9.60	0.16	18.03	17.73	17.46	-	Stanway et al. (2015)	17.37	17.22	17.50	Stanway et al. (2015)
GRB 080605	1.6403	9.90	0.20	23.15	22.82	22.81	22.76	Krühler et al. (2011)	21.90	22.30	-	Krühler et al. (2011)
GRB 080805	1.5042	9.70	1.01 ^c	-	-	25.70	-	Krühler et al. (2011)	23.60	-	23.10	Krühler et al. (2011)
GRB 081109	0.9790	9.82	1.00	23.07	22.74	22.01	22.01	Krühler et al. (2011)	21.40	21.50	21.05	Krühler et al. (2011)
GRB 090323	3.5690	11.20	0.14	-	24.87	24.25	-	McBreen et al. (2010)	-	-	-	-
GRB 090417B	0.3450	10.14	0.54 ^d	22.02	21.62	21.41	20.78	Holland et al. (2010)	-	-	-	-
GRB 091127	0.4903	8.60	<0.50 ^e	24.23	23.15	22.86	22.39	Vergani et al. (2011)	-	-	-	-
GRB 100621	0.5420	8.98	0.60	21.86	21.48	21.15	21.46	Krühler et al. (2011)	21.43	21.18	21.23	Krühler et al. (2011)
GRB 120624B	2.1974	10.60	1.00	24.80	24.17	24.15	23.89	de Ugarte Postigo et al. (2013)	22.78	22.24	21.39	de Ugarte Postigo et al. (2013)
GRB 130427	0.3399	9.32	0.05	21.98	21.26	21.19	21.01	Perley et al. (2014)	20.84	20.73	20.74	Perley et al. (2014)
GRB 130702	0.1450	7.90	0.00	-	23.01	-	-	Kelly et al. (2013)	-	-	-	-
GRB 140506	0.8891	9.00	~ 1.00	-	24.43	23.70	23.71	Fynbo et al. (2014)	-	-	-	-
GRB 161108	1.1590	11.05	0.30	23.46	22.70	22.18	21.99	Chrimes et al. (2018)	17.19	16.34	16.64	Chrimes et al. (2018)

: Note. The magnitudes offered by Perley et al. (2013) and Perley et al. (2015) are the SDSS magnitudes which are close to the AB results. The other magnitudes are reported in the AB system. The references of A_V with superscript: a. Hunt et al. (2014); b. Perley et al. (2015); c. Greiner et al. (2011); d. Hunt et al. (2014); e. Cobb et al. (2010).

- Kaneko, Y., Preece, R. D., Briggs, M. S., et al. 2006, *ApJS*, 166, 298
- Kelly, P. L., Filippenko, A. V., Fox, O. D., Zheng, W., & Clubb, K. I. 2013, *ApJL*, 775, L5
- Kelly, P. L., Filippenko, A. V., Modjaz, M., & Kocevski, D. 2014, *ApJ*, 789, 23
- Kouveliotou, C., Meegan, C. A., Fishman, G. J., et al. 1993, *ApJL*, 413, L101
- Krühler, T., Greiner, J., Schady, P., et al. 2011, *A&A*, 534, A108
- Krühler, T., Malesani, D., Fynbo, J. P. U., et al. 2015, *A&A*, 581, A125
- Lan, G.-X., Wei, J.-J., Li, Y., Zeng, H.-D., & Wu, X.-F. 2022, *ApJ*, 938, 129
- Lan, G.-X., Wei, J.-J., Zeng, H.-D., Li, Y., & Wu, X.-F. 2021, *MNRAS*, 508, 52
- Lan, G.-X., Zeng, H.-D., Wei, J.-J., & Wu, X.-F. 2019, *MNRAS*, 488, 4607
- Langer, N., & Norman, C. A. 2006, *ApJL*, 638, L63
- Le, T., & Dermer, C. D. 2007, *ApJ*, 661, 394
- Levan, A., Gompertz, B. P., Salafia, O. S., et al. 2023, *arXiv e-prints*, [arXiv:2307.02098](https://arxiv.org/abs/2307.02098)
- Levesque, E. M., Kewley, L. J., Berger, E., & Zahid, H. J. 2010a, *AJ*, 140, 1557
- Levesque, E. M., Bloom, J. S., Butler, N. R., et al. 2010b, *MNRAS*, 401, 963
- Li, L.-X. 2008, *MNRAS*, 388, 1487
- Li, Y., Zhang, B., & Lü, H.-J. 2016, *ApJS*, 227, 7
- Lloyd-Ronning, N. M., Fryer, C. L., & Ramirez-Ruiz, E. 2002, *ApJ*, 574, 554
- McBreen, S., Krühler, T., Rau, A., et al. 2010, *A&A*, 516, A71
- Modjaz, M., Kewley, L., Kirshner, R. P., et al. 2008, *AJ*, 135, 1136
- Nava, L., Salvaterra, R., Ghirlanda, G., et al. 2012, *MNRAS*, 421, 1256
- Perley, D. A., Levan, A. J., Tanvir, N. R., et al. 2013, *ApJ*, 778, 128
- Perley, D. A., Cenko, S. B., Corsi, A., et al. 2014, *ApJ*, 781, 37
- Perley, D. A., Perley, R. A., Hjorth, J., et al. 2015, *ApJ*, 801, 102
- Perley, D. A., Krühler, T., Schulze, S., et al. 2016a, *ApJ*, 817, 7
- Perley, D. A., Tanvir, N. R., Hjorth, J., et al. 2016b, *ApJ*, 817, 8
- Pescalli, A., Ghirlanda, G., Salvaterra, R., et al. 2016, *A&A*, 587, A40
- Preece, R. D., Briggs, M. S., Mallozzi, R. S., et al. 2000, *ApJS*, 126, 19
- Rastinejad, J. C., Gompertz, B. P., Levan, A. J., et al. 2022, *arXiv e-prints*, [arXiv:2204.10864](https://arxiv.org/abs/2204.10864)
- Robertson, B. E., & Ellis, R. S. 2012, *ApJ*, 744, 95
- Rossi, A., Piranomonte, S., Savaglio, S., et al. 2014, *A&A*, 572, A47
- Rossi, A., Rothberg, B., Palazzi, E., et al. 2022, *ApJ*, 932, 1
- Salvaterra, R. 2015, *Journal of High Energy Astrophysics*, 7, 35
- Salvaterra, R., Guidorzi, C., Campana, S., Chincarini, G., & Tagliaferri, G. 2009a, *MNRAS*, 396, 299
- Salvaterra, R., Della Valle, M., Campana, S., et al. 2009b, *Nature*, 461, 1258
- Salvaterra, R., Campana, S., Vergani, S. D., et al. 2012, *ApJ*, 749, 68
- Savaglio, S., Glazebrook, K., & Le Borgne, D. 2009, *ApJ*, 691, 182
- Schulze, S., Chapman, R., Hjorth, J., et al. 2015, *ApJ*, 808, 73
- Stanek, K. Z., Gnedin, O. Y., Beacom, J. F., et al. 2006, *AcA*, 56, 333
- Stanway, E. R., Levan, A. J., Tanvir, N., et al. 2015, *MNRAS*, 446, 3911
- Sun, H., Wang, C. W., Yang, J., et al. 2023, *arXiv e-prints*, [arXiv:2307.05689](https://arxiv.org/abs/2307.05689)
- Svensson, K. M., Levan, A. J., Tanvir, N. R., Fruchter, A. S., & Strolger, L. G. 2010, *MNRAS*, 405, 57
- Tanvir, N. R., Fox, D. B., Levan, A. J., et al. 2009, *Nature*, 461, 1254
- Tanvir, N. R., Levan, A. J., Fruchter, A. S., et al. 2012, *ApJ*, 754, 46
- Trenti, M., Perna, R., Levesque, E. M., Shull, J. M., & Stocke, J. T. 2012, *ApJL*, 749, L38
- Troja, E., Fryer, C. L., O'Connor, B., et al. 2022, *arXiv e-prints*, [arXiv:2209.03363](https://arxiv.org/abs/2209.03363)
- Vergani, S. D., Flores, H., Covino, S., et al. 2011, *A&A*, 535, A127
- Vergani, S. D., Salvaterra, R., Japelj, J., et al. 2015, *A&A*, 581, A102
- Wanderman, D., & Piran, T. 2010, *MNRAS*, 406, 1944
- Wang, F. Y., & Dai, Z. G. 2011, *ApJL*, 727, L34
- . 2014, *ApJS*, 213, 15
- Wei, J., Cordier, B., Antier, S., et al. 2016, *arXiv e-prints*, [arXiv:1610.06892](https://arxiv.org/abs/1610.06892)
- Wei, J.-J., & Wu, X.-F. 2017, *International Journal of Modern Physics D*, 26, 1730002
- Wei, J.-J., Wu, X.-F., Melia, F., Wei, D.-M., & Feng, L.-L. 2014, *MNRAS*, 439, 3329
- Woosley, S. E., & Bloom, J. S. 2006, *ARA&A*, 44, 507
- Yang, J., Ai, S., Zhang, B.-B., et al. 2022, *arXiv e-prints*, [arXiv:2204.12771](https://arxiv.org/abs/2204.12771)
- Zeng, H., Melia, F., & Zhang, L. 2016, *MNRAS*, 462, 3094
- Zeng, H., Yan, D., & Zhang, L. 2014, *MNRAS*, 441, 1760
- Zhan, H. 2021, *Chinese Science Bulletin*, 66, 1290
- Zhang, B. B., Liu, Z. K., Peng, Z. K., et al. 2021, *Nature Astronomy*, 5, 911