

TeLeS: Temporal Lexeme Similarity Score to Estimate Confidence in End-to-End ASR

Nagarathna Ravi*, Thishyan Raj T*, Vipul Arora

Abstract—Confidence estimation of predictions from an End-to-End (E2E) Automatic Speech Recognition (ASR) model benefits ASR’s downstream and upstream tasks. Class-probability-based confidence scores do not accurately represent the quality of overconfident ASR predictions. An ancillary Confidence Estimation Model (CEM) calibrates the predictions. State-of-the-art (SOTA) solutions use binary target scores for CEM training. However, the binary labels do not reveal the granular information of predicted words, such as temporal alignment between reference and hypothesis and whether the predicted word is entirely incorrect or contains spelling errors. Addressing this issue, we propose a novel Temporal-Lexeme Similarity (TeLeS) confidence score to train CEM. To address the data imbalance of target scores while training CEM, we use shrinkage loss to focus on hard-to-learn data points and minimise the impact of easily learned data points. We conduct experiments with ASR models trained in three languages, namely Hindi, Tamil, and Kannada, with varying training data sizes. Experiments show that TeLeS generalises well across domains. To demonstrate the applicability of the proposed method, we formulate a TeLeS-based Acquisition (TeLeS-A) function for sampling uncertainty in active learning. We observe a significant reduction in the Word Error Rate (WER) as compared to SOTA methods.

Index Terms—Confidence Estimation, Automatic Speech Recognition, Human-in-the-Loop Annotation, Active Learning, Pseudo-labeling

I. INTRODUCTION

CALIBRATING an End-to-End (E2E) Automatic Speech Recognition (ASR) model’s predictions using confidence scores can aid downstream and upstream tasks [1] [2] [3] such as domain adaptation, active learning, keyword spotting, dialogue systems, system combination, machine translation, information retrieval, semi-supervised learning, smart speakers, automatic error correction, dis-fluency detection, speaker adaptation, and enhancing the ASR dataset with diverse set of audio-transcript pairs.

The Confidence Estimation Model (CEM) can be an algorithm based on statistics [4] or an auxiliary Machine Learning (ML) model [5]. Statistical confidence measures include class-probability [6] [7] of the output label and entropy [4] of the class-probabilities. These measures assume that a well-learned model can accurately project the distance between the estimate and the label boundaries. However, as shown in Figure 1 (Class-probability-based confidence scores of ASR model trained using IISc-Mile-Tamil train dataset and tested on IISc-Mile-Tamil test-set [8] [9] [10]), there is a substantial

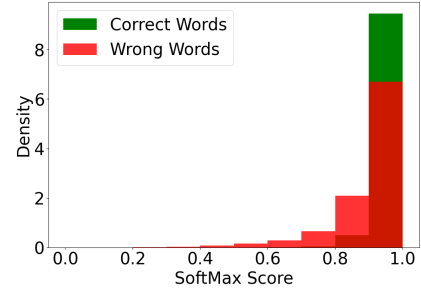


Fig. 1: Class-prob. based Scores of Correct and Wrong Words

overlap between the SoftMax scores of accurate and incorrect predictions due to the general overconfidence nature of neural models. Several State-Of-The-Art (SOTA) [5] [11] methods train an auxiliary CEM model using binary labels: score ‘1’ is assigned to the correct label, and score ‘0’ is set to the incorrect label as target values. Levenshtein alignment between the actual and hypothesis transcripts aids in identifying if the label is correct or wrong. However, using binary labels does not expose the predictions’ granular information, such as the temporal alignment between the reference and the hypothesis. It also does not reveal whether the predicted word is entirely incorrect or contains spelling errors. Consider the example in which character alignments determine the target confidence scores of characters. When the input does not share the domain as the training data, alignments are ambiguous, as seen in the example (/ denotes the token boundary),

Ref.: सोना भी है (/s/o/n/a/ /bh/ee/ /h/ai/)

Hyp.: बसा आना सच भी है (/ba/s/a/ /aa/n/a/ /sa/ch/ /bh/ee/ /h/ai/)

Target Scores: [0, 1, 0, 0, 0, 1, 1, 0, 0, 0, 1, 1, 1, 1, 1]

In the preceding example, the reference’s first character स (s) is aligned with the second character स (s) in the hypothesis. Similarly, the third character न (n) is aligned with the sixth character न (n). However, the aligned characters are different, which shows that the method does not utilize temporal information.

Consider yet another example which assigns binary labels to words,

Ref.: हमारे लिए प्रकाशित खुशी है (/hamaare/ /lie/ /prakaashit/ /khushee/ /hai/)

Hyp.: हमारे लि अप्रताशित खुशी हैये (/hamaare/ /li/ /aprataashit/ /khushee/ /haiye/)

Target Scores: [1, 0, 0, 1, 0]

The second word suffers one deletion. However, since the desired score is zero, the ancillary CEM attempts to penalize

This paper was produced by the MADHAV Lab ASR research group in IIT Kanpur (e-mail: {rathna, thishyan20, vipular}@iitk.ac.in). *-Equal Contribution

Manuscript received, ..; revised, .., ..

the estimation and push the score to zero.

The need for confidence estimation in ASR for downstream and upstream tasks, issues with statistical confidence metrics, and insufficient information exposed by using binary labels as targets in training CEM motivate us to further probe into building a robust CEM. This article presents a novel CEM mechanism to estimate the confidence of the words predicted by the ASR model. The mechanism involves training an auxiliary **Word-Level Confidence (WLC)** model. The WLC model is trained with the intermediate outputs from the trained ASR model and a novel target confidence score $\in [0, 1]$. Training a robust WLC model requires balanced data points covering the target confidence score range. However, a well-trained ASR model generates limited words with errors, so the WLC model tends to be biased due to an imbalance in the dataset. SOTA methods like [11] do not have the methodology to handle an imbalance in the dataset. A few SOTA [5] methods introduce time and frequency masks in the audio spectrograms to introduce errors in the inference. However, it is uncertain whether getting data points across the target score range is possible. Hence, we propose to use the shrinkage loss [12] function to train the WLC model. Shrinkage loss uses the sigmoid function to modulate the squared loss. Modulation aids in learning the infrequent samples and penalizes the significance of loss from frequent instances, which is our case's correct predicted words. We propose an acquisition function based on the estimated confidence scores from the WLC model for the active learning ASR downstream task to ascertain the usability of the proposed confidence model. The acquisition function chooses reliable pseudo labels and gives them to the annotators for correction, thereby creating a Human-In-The-Loop (HITL) architecture. The corrected transcripts are added to the training pool, ready for retraining the ASR model to adapt to the new data domain. In particular, the key contributions of our work are as follows.

- We propose a novel confidence estimation metric called the **Temporal-Lexeme Similarity** score, abbreviated as TeLeS, to train the auxiliary WLC model. *TeLeS* $\in [0, 1]$. At frame level, the temporal similarity score reveals the misalignment between timestamps of the words in ground truth and hypothesis. The lexeme similarity score considers the number of deletions and insertions in the mismatched words in ground truth and inference. The combination of temporal and lexeme-level information aids in teaching the TeLeS-WLC model about the acoustic and decoder shifts that result in incorrect output.
- To account for the data imbalance issue in training TeLeS-WLC model, we include shrinkage loss in the training architecture to aid the model in focusing on hard samples and avoid getting biased due to frequently cited samples. To the best of our knowledge, no works on confidence estimation have used shrinkage loss to account for the data imbalance issue.
- We propose the TeLeS-based Acquisition, TeLeS-A method to choose reliable samples for active learning-based HITL training. TeLeS aids in selecting informative samples for labelling and pseudo-labels for inclusion in the training loop.

- We provide an intensive evaluation of proposed methods in three different languages, viz., Hindi, Tamil, and Kannada. We evaluate the performance of the proposed methods utilizing a range of metrics, and the results are compared with SOTA methodologies.
- We also release the Hindi dataset prepared by our in-house annotators as an open-source resource. Codes and sample audios of Hindi dataset are available online in https://github.com/madhavlab/2023_teles_wlc

The remainder of the paper is structured as follows. Section II gives an overview of the existing methods in the literature that estimate the confidence of the outputs from the ASR model. Section III elaborates on the proposed methodology in detail. Section IV details the experimental design and outcomes gained while evaluating the TeLeS-WLC model. The results of using TeLeS-A-based active learning are presented in Section V. The final section concludes and gives future pointers for advancing the research further.

II. RELATED WORK

A. Confidence Estimation

Confidence estimation in ASR has been actively explored for a few years. Class-probability score [6] [7] and its scaled version [13] are naive confidence estimation metrics. Entropy over prediction probabilities is also a statistical confidence measure [13] [4].

Huang et al. [14] propose training a deep neural network to predict whether or not the words or utterances are in-domain. Word or utterance identification data derived from the training corpus's frequency statistics is used to train the network. However, a train data corpus cannot always represent real-time statistics.

Authors in [15] predict confidence using Recurrent Neural Networks (RNN). The acoustic and Language Models' (LM) input features are extracted and fed to RNN layers. Del-Agua et al. [16] train Deep Bidirectional RNN (DBRNN) using word-level predictor features and adapt the trained model to new speakers using a conservation strategy. Li et al. [3] propose estimating confidence using a BRNN that takes inputs like duration, embeddings, and word posterior probabilities from the ASR model. [17] suggests extracting acoustic and hypothesis embedding to train a confidence estimator. The input Log Filter Bank Energy (LFBE) features are given to the Long Short Term Memory (LSTM) layer to get the acoustic embedding of each token. The authors extract each token's final LSTM decoder layer output as hypothesis embedding. The authors in [18] also employ a variant of the RNN to assess the accuracy of black-box ASR predictions. Jeon et al. [19] combine a heterogeneous word confusion network with a bidirectional lattice RNN to determine the most confident sequence. [20] proposes integrating ELECTRA with ASR. The proposed model leverages the notion of masked LM to learn the context and detect whether the output tokens from ASR are correct or have been substituted with another token. Ogawa et al. [11] extract multiple features from the ASR model, including the Connectionist Temporal Classification (CTC) score [21], attention vectors, LM scores, and the token's

SoftMax probability score. A bidirectional-LSTM network gets the extracted features to estimate confidence. The authors use class-balanced cross-entropy loss to handle data imbalance in CEM train data. The method in [22] extracts acoustic and lexical information from the ASR model and parses them into a sequence layer to calibrate the predicted tokens. The word level score is calculated by averaging the token level scores. The proposed methodologies in [5] [23] extract various features from the ASR model, which include attention, embedding, SoftMax scores, and top-k SoftMax probabilities. The features are concatenated to serve as input to fully connected and residual-energy-based models in [5] and [23], respectively. To assess the confidence of predictions from out-of-domain speech signals as well, the methodology in [24] integrates the LM with both methods described in [5] [23]. To handle the CEM data imbalance, [5], [23], and [24] use spectrogram augmentation masking techniques to introduce errors in the ASR predictions during CEM training. The approach in [25] employs a methodology similar to that used in [5] [23]. CEM in [25] collects features from the ASR model and calculates cross and self-attention of the extracted features. Attention vectors serve as inputs to the neural network for confidence estimation.

The techniques mentioned above take some features from the ASR model and parse them to auxiliary confidence estimation networks. Typically, the methods construct alignments at the token or word level between the ground truth transcript and the hypothesis. If the alignment between two words/tokens is correct, a score of '1' is assigned to the hypothesis index; otherwise, a score of '0' is assigned. The sequence of binary labels generated serves as the target confidence score for the auxiliary models. During training, the model attempts to reduce the gap between the output of the final layer and the target binary labels.

B. HITL-Active Learning ASR

This section discusses the HITL active learning approaches in the ASR domain. The LM Certainty (LMC) approach [26] uses LM perplexity to choose informative samples. The authors train an n-gram LM and feed the ASR predictions to the LM to obtain a perplexity score. Finally, the samples above a threshold are marked as informative data. Signal-Model Committee Approach (SMCA) [26] varies the dropout in the trained model and computes the character-matching error rate between the inferences generated by models with different dropouts. The dataset tuples with error rates above a threshold are marked as informative samples. Methods in [27] and [28] use length-normalized path probability of the ASR predictions as the active learning acquisition metric. The methodologies choose the samples with low path probability to annotate as they are more informative.

C. Advantages over SOTA

Next, we highlight some key advantages the proposed method provides over the SOTA methodologies.

- ASR model attempts to overfit the data during training and tends to be overconfident in predicting unobserved data [29] [30]. So, the scores based on prediction probabilities

in [6], [7], [13], and [4] are an unreliable measure. The TeLeS score uses the ground truth to obtain the target scores for training WLC model; hence, the overconfident ASR predictions do not impact the confidence estimation.

- [5], [11], [15]- [25] use binary target scores. TeLeS score gives additional information when compared to binary targets. Hence, TeLeS target scores reveal the confidence of the predictions more effectively than the binary target scores.
- [15], [16], [3], [17], [18], [22] and [25] do not have methodologies to handle data imbalance in training CEM. Whereas, we use shrinkage loss that focuses on infrequent samples while training the WLC model.
- The active learning LMC approach in [26] uses LM trained on the source dataset. The LMC approach may not capture the informative samples if there is a domain mismatch. SMCA [26] and methods in [27] and [28] depend on the ASR prediction probabilities. Our approach uses estimated confidence, computed based on intermediate states from the ASR model and TeLeS target score.

III. PROPOSED METHODOLOGY

This section begins by introducing the task of speech recognition and estimating the confidence of recognition. Further, we introduce the confidence metric TeLeS. Then, we describe our TeLeS-WLC training approach that learns the confidence measures. Finally, we present the TeLeS-A function that can be utilised for active learning tasks in ASR.

A. Problem Formulation

Consider the set of audio-transcript pairs $\mathcal{D} = \{(\tilde{\mathbf{x}}_i, \mathbf{z}_i)\}_{i=1}^K$, where $\tilde{\mathbf{x}}_i$ is a raw speech audio file and \mathbf{z}_i is the ground-truth transcript of $\tilde{\mathbf{x}}_i$. Speech-to-text conversion comprises taking $\tilde{\mathbf{x}}_i$ or its spectral representation and extracting from it basic sound units (L), such as phonemes, word-pieces, graphemes, characters and so on. Due to the quasi-stationary nature of speech signals, it is preferable to predict the sound units present in small overlapping time-frames, over which the characteristics of the speech signal remains stationary. In speech processing, MelSpectrogram feature representation is one of the most popular choices, as this represents the energies of the frequencies present in $\tilde{\mathbf{x}}_i$, in accordance with the Mel frequency scale.

The MelSpectrogram representation of the audio signals and labels form the train dataset $\mathcal{D}' = \{(\mathbf{X}_i, \mathbf{z}_i)\}_{i=1}^K$. From this point onward, we consider each $(\mathbf{X}, \mathbf{z}) \in \mathcal{D}'$ as a general data point used for training our model. $\mathbf{X} = [\mathbf{x}_1, \mathbf{x}_2, \dots, \mathbf{x}_T]$ with each $\mathbf{x}_t \in \mathbb{R}^D$ (\mathbf{x}_t is the D -dimensional MelSpectrogram representation for the t^{th} frame, T is the number of frames for each \mathbf{X}). There is a corresponding $\mathbf{z} = [z_1, z_2, \dots, z_U]$ which is the label sequence for \mathbf{X} and $U \leq T$ is the length of the label sequence. Each \mathbf{z} is from the set of all possible sequences made up of L and each $z_u \in L$.

Models can be trained to classify the frames of \mathbf{X} as z_u . In our case, we train an Attention-based Deep Neural Network (A-DNN) model \mathcal{F} with parameters θ using CTC loss [21] to extract frame-wise context information and predict

the utterance. \mathcal{F} is a combination of two cascaded networks, namely, encoder e and decoder d .

The network e extracts attentions from a sub-sampled version of the X as $A = e(X) = [\mathbf{a}_1, \mathbf{a}_2, \dots, \mathbf{a}_{T'}]$ where T' is the number of frames after sub-sampling and $\mathbf{a}_{t'}$ is the attention state vector at the t' sub-sampled frame. The reduction in number of time frames depends on the number of sub-sampling layers used in the attention network. If k sub-sampling layers are used then $kT' = T$, i.e., each frame of the sub-sampled representation contains information from k frames of the original representation. Attention matrix A is then given to a decoder network to obtain,

$$Y, H = d(A) \quad (1)$$

$$S = \text{SoftMax}(Y) \quad (2)$$

where $Y = [y_1, y_2, \dots, y_{T'}]$ is the output sequence of the decoder network, $H = [h_1, h_2, \dots, h_{T'}]$ is the output of the decoder layer of the decoder network and $S = [s_1, s_2, \dots, s_{T'}]$ are the frame-wise probability distributions over $L' = L \cup \{\text{blank}\}$. We use S to determine the frame-wise sound units by greedy decoding as, $\hat{\mathbf{z}} = [\hat{z}_1, \hat{z}_2, \dots, \hat{z}_{T'}]$ where

$$\hat{z}_{t'} = \arg \max_{L'} s_{t'} \quad (3)$$

$\hat{\mathbf{z}}$ is transformed to words that make up the sentence as $\hat{\mathbf{w}} = [\hat{w}_1, \hat{w}_2, \dots, \hat{w}_{N'}]$, where each $\hat{w}_n = \{\hat{z}_i, \dots, \hat{z}_j\}$ with $1 \leq i \leq j \leq T'$, using a many-to-one map \mathcal{B} required for models trained with CTC [21]. \mathcal{B} removes the blank tokens and repeated tokens in $\hat{\mathbf{z}}$.

To make the predictions from \mathcal{F} more reliable, we define an auxiliary WLC neural network $\mathcal{K}_{\mathcal{F}}$ with parameters $\hat{\theta}$ to estimate confidence $c \in [0, 1]$ of elements in $\hat{\mathbf{w}}$. To satisfy our objective that c should be correlated with level of correctness of words in $\hat{\mathbf{w}}$, we train $\mathcal{K}_{\mathcal{F}}$ using TeLeS score.

B. TeLeS Score as a Confidence Measure

TeLeS score matches the temporal alignment of the predicted words with the temporal alignment of the reference words, and the similarity between the aligned reference and predicted words.

We use Kaldi speech recognition toolkit to determine the temporal alignment of the words, $\mathbf{w} = [w_1, w_2, \dots, w_N]$ in ground truth. The dataset \mathcal{D}' is used to train a Gaussian Mixture Model-Hidden Markov Model (GMM-HMM) based acoustic model. The trained GMM-HMM model is used to perform forced alignment to obtain the start and stop times of the \mathbf{w} , $[(w_1^{ST}, w_1^{ET}), (w_2^{ST}, w_2^{ET}), \dots, (w_N^{ST}, w_N^{ET})]$.

We approximate the start and end times of words in $\hat{\mathbf{w}} = [(\hat{w}_1^{ST}, \hat{w}_1^{ET}), (\hat{w}_2^{ST}, \hat{w}_2^{ET}), \dots, (\hat{w}_{N'}^{ST}, \hat{w}_{N'}^{ET})]$ from the frame-level indices of the predicted sequence, $\hat{\mathbf{z}}$.

We perform word level alignment between the reference and the prediction using Levenshtein's alignment to ensure that the temporal and lexical similarity scores are being computed between corresponding words. For the reference word sequence \mathbf{w} , and the predicted sequence $\hat{\mathbf{w}}$, we define the function ALIGEN to generate the Levenshtein alignments as,

$$G = \text{ALIGEN}(\mathbf{w}, \hat{\mathbf{w}}) \quad (4)$$

where $G = [g_1, g_2, \dots, g_P]$ with $g_p \in \{C, S, I, D\}$, which denotes correct, substitution, insertion and deletion respectively. We now define the temporal agreement score c^T as

$$c^T = \begin{cases} \max\left(0, 1 - \frac{|w_i^{ST} - \hat{w}_j^{ST}| + |w_i^{ET} - \hat{w}_j^{ET}|}{|w_i^{ET} - w_j^{ST}|}\right) & \text{if } g_p = C, S \\ 0 & \text{if } g_p = I, D \end{cases} \quad (5)$$

When the words are substituted, the words are not necessarily entirely wrong but they may be wrong due to spelling mistakes. We compare the lexical similarity score for these cases as it is essential to calibrate the model's confidence. We define the lexical similarity score c^L as

$$c^L = \begin{cases} \frac{|w_i \cap \hat{w}_j|}{|w_i \cup \hat{w}_j|} & \text{if } g_p = C, S \\ 0 & \text{if } g_p = I, D \end{cases} \quad (6)$$

With these two components, we define the TeLeS score for every word as

$$c = \begin{cases} \alpha \times c^L + (1 - \alpha) \times c^T & \text{if } g_p = C \\ \beta \times c^L + (1 - \beta) \times c^T & \text{if } g_p = S \\ 0 & \text{if } g_p = I, D \end{cases} \quad (7)$$

where, $\alpha \in [0, 1]$ and $\beta \in [0, 1]$ are weights for temporal and lexeme similarity scores and they are tunable hyper-parameters.

C. Learning to Predict Confidence with TeLeS-WLC

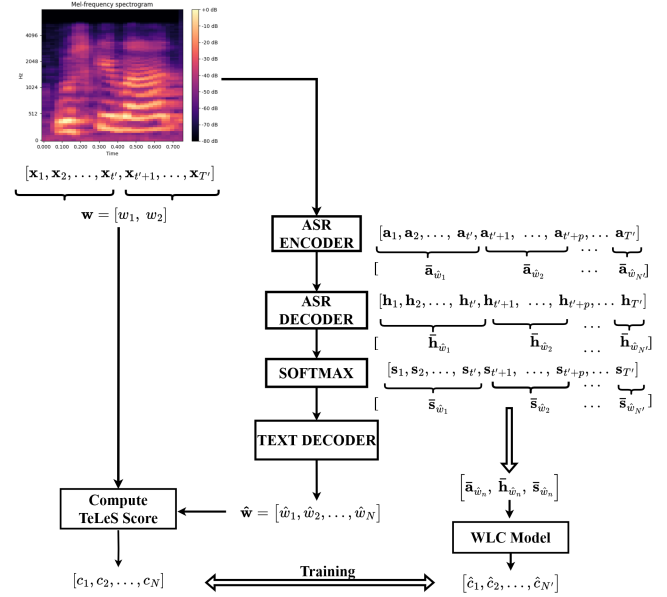


Fig. 2: TeLeS-WLC Train Architecture

Figure 2 gives an overview of the training architecture of TeLeS-WLC model. TeLeS-WLC model is trained using intermediate states of ASR model and target TeLeS score. We fetch attention states A , decoder states H , and class probabilities S from ASR model.

Using $\hat{\mathbf{z}}$ across T' frames, for each word \hat{w}_n , we find start and end indices of \hat{w}_n , $I_n = (b_{\hat{w}_n}, l_{\hat{w}_n})$, where $b_{\hat{w}_n}$ is the

start index and $l_{\hat{w}_n}$ is the end index, satisfying the conditions $1 \leq b_{\hat{w}_n} \leq T'$ and $b_{\hat{w}_n} \leq l_{\hat{w}_n} \leq T'$. For each \hat{w}_n , we can now compute,

$$\bar{\mathbf{a}}_{\hat{w}_n} = \text{mean}(\mathbf{a}_{b_{\hat{w}_n}}, \dots, \mathbf{a}_{l_{\hat{w}_n}}) \quad (8)$$

$$\bar{\mathbf{h}}_{\hat{w}_n} = \text{mean}(\mathbf{h}_{b_{\hat{w}_n}}, \dots, \mathbf{h}_{l_{\hat{w}_n}}) \quad (9)$$

$$\bar{\mathbf{s}}_{\hat{w}_n} = \text{mean}(\mathbf{s}_{b_{\hat{w}_n}}, \dots, \mathbf{s}_{l_{\hat{w}_n}}) \quad (10)$$

We train $\mathcal{K}_{\mathcal{F}}$ with the following pairs $([\bar{\mathbf{a}}_{\hat{w}_n}, \bar{\mathbf{h}}_{\hat{w}_n}, \bar{\mathbf{s}}_{\hat{w}_n}], c_{\hat{w}_n})$, where $c_{\hat{w}_n}$ is the TeLeS score of word \hat{w}_n . We use shrinkage loss [12] to train the WLC model. Shrinkage loss is defined as,

$$\mathcal{L} = \left[\frac{\frac{1}{N'} \sum_{\hat{w}_n \in \hat{\mathbf{w}}} (\hat{c}_{\hat{w}_n} - c_{\hat{w}_n})^2 \cdot e^{\hat{c}_{\hat{w}_n}}}{1 + e^{\gamma \cdot (\kappa - \frac{1}{N'} \sum_{\hat{w}_n \in \hat{\mathbf{w}}} |\hat{c}_{\hat{w}_n} - c_{\hat{w}_n}|)}} \right] \quad (11)$$

where,

$$\hat{c}_{\hat{w}_n} = \mathcal{K}_{\mathcal{F}}([\bar{\mathbf{a}}_{\hat{w}_n}, \bar{\mathbf{h}}_{\hat{w}_n}, \bar{\mathbf{s}}_{\hat{w}_n}])$$

γ and κ are hyper-parameters. $\kappa \in [0, 1]$ penalizes easy-to-learn data points by controlling the importance of frequently seen samples and $\gamma \in [0, \infty)$ controls the shrinkage rate of the $L2$ loss between $\hat{c}_{\hat{w}_n}$ and $c_{\hat{w}_n}$. $e^{\hat{c}_{\hat{w}_n}}$ is weight factor to accentuate the importance of hard-to-learn data point.

D. TeLeS-A

Consider an unlabeled set of audio $U = \{U_i\}_{i=1}^N$. The cost of manually labelling U may be higher than the budget. Active learning entails discovering a set of uncertain samples within the budget and transcribing it with a human annotator. We propose an acquisition function TeLeS-A that uses confidence estimation from the TeLeS-WLC model. TeLeS-A acquires uncertain samples and samples that the ASR model is confident about. The uncertain samples are chosen within the labelling budget and given to the annotator. A certain sample set is selected with the help of a threshold δ and the audio-pseudolabel pairs are included in the train set.

$$\hat{\mathbf{w}} = \mathcal{F}(U_i) \quad (12)$$

$$\hat{c}_{\hat{w}_n} = \mathcal{K}_{\mathcal{F}}([\bar{\mathbf{a}}_{\hat{w}_n}, \bar{\mathbf{h}}_{\hat{w}_n}, \bar{\mathbf{s}}_{\hat{w}_n}]) \quad (13)$$

$$A_{U_i} = \frac{\sum_{n=1}^{|\hat{\mathbf{w}}|} \hat{c}_{\hat{w}_n}}{|\hat{\mathbf{w}}|} \quad (14)$$

$$\hat{U} = \text{sort}([A_{U_i}]_{i=1}^N) \quad (15)$$

The top samples from \hat{U} within the labelling budget are picked, annotated and added to the training pool. The audio-pseudo-label pairs of the samples with $A_{U_i} \geq \delta$ are added to the train set.

IV. CEM EVALUATION

A. Dataset

The efficiency of the TeLeS-WLC model is evaluated using speech datasets of three different Indian languages: Hindi, Tamil, and Kannada. The following details the dataset used to train the base ASR and TeLeS-WLC models.

- *Hindi*- The dataset is a combination of speech data from different domains. The size of the dataset is ≈ 100 hours.

It has ≈ 17.6 hours of speech data from the Common Voice Hindi (CVH) dataset [31]. Our annotators made minor corrections to CVH, such as replacing numeric digits with the uttered text, transliterating English words into Hindi, inserting missing words, and correcting spelling errors. The rest of the speech data (≈ 78.21 hours) are taken from Prasar Bharati archive and manually annotated. The manually annotated datasets, collectively called the PB Hindi dataset, are speech recordings from different scenarios, including read news, the public addresses of eminent personalities, and recordings during programmes by various people. Hence, the dataset combines a few hours of recordings from diverse domains.

- *Tamil*- We use the benchmark IISc-MILE Tamil speech corpus, which comprises ≈ 150 hours of train and test speech dataset [8] [9].
- *Kannada*- Benchmark IISc-MILE Kannada dataset [8] [9] [32] is used for the Kannada language, which comprises ≈ 350 hours of training and test speech dataset.

Verifying if the TeLeS-WLC model performs better in mismatched domain datasets is imperative. Hence, we use the benchmark KathBath (KB) [33] [34] test-known dataset of the three languages to evaluate the respective trained TeLeS-WLC models.

ASR models are trained using speech conformer architecture [35] and CTC loss. We train the Hindi ASR model with two Nvidia V100 16GB GPUs [36]. Four 40GB Nvidia A100 GPUs are used to train Tamil and Kannada ASR models [37]. The ‘‘small’’ version of the speech conformer is configured in the encoder and decoder layers of the architecture, resulting in 10M parameters. If necessary, the speech audios are downsampled at 16000 Hz, and two channels are converted into one. We extract 80-dimensional Melspectrogram features from the processed speech audios and give them as input to the training module. AdamW optimizer with a learning rate $5e-4$ and transformer scheduler [38] are configured during the training phase. The output of the ASR models is space and CTC blank symbol added with the smallest grapheme unit of the languages: 64 Hindi characters, 51 Tamil characters, and 65 Kannada characters. Table I gives the Word Error Rate (WER) and Character Error Rate (CER) observed on the PB Hindi, IISc-Mile Tamil and Kannada testsets using a greedy decoder and beam-search decoder with 3gram KenLM [39]. To confirm if the KB datasets are from a mismatched domain, we check the error rates of the inferences from the ASR model and present them in Table II. It is evident from Table II that the KB datasets have domain shift with respect to the trained ASR model.

TABLE I: Accuracy of ASR models on Testsets

Testset	Without LM		With LM	
	WER(%)	CER(%)	WER(%)	CER(%)
PB- Hindi	29.80	12.86	25.15	11.89
IISc-Mile- Tamil	25.72	4.27	22.26	3.88
IISc-Mile- Kannada	23.66	4.27	18.52	3.48

We train the TeLeS-WLC architecture on Nvidia 3070Ti GPU. The TeLeS-WLC neural network comprises three fully connected layers and a sigmoid layer. The three layers have

TABLE II: Accuracy of ASR models on KB Test-known sets

Testset	Without LM		With LM	
	WER(%)	CER(%)	WER(%)	CER(%)
KB-Hindi	37.76	14.44	32.26	13.23
KB-Tamil	58.71	14.68	50.23	13.48
KB-Kannada	56.67	15.76	48.48	14.50

512, 256 and 128 neurons, respectively. Activation function Rectified Linear Unit is added in between the neural layers. The model training is done with the Adam optimizer and a learning rate of 0.0001 for 50 epochs. We employ grid search over a range of $[0, 1]$ and run 10 epochs during each run to tune the TeLeS score hyperparameters α and β . We find that the $(\alpha, \beta) = (0.75, 0.5)$ combination provides better results than other combinations and use them in subsequent studies.

B. Baseline Methodologies

We use three baseline approaches. The confidence score generated from ASR class probabilities is an approach [6] [7]. The class probabilities of the grapheme tokens are averaged to get the word-level confidence scores. The second baseline approach involves finding the Tsallis entropy with exponential normalization of the class probabilities of the tokens [13] [4]. The minimum function is the aggregation function to obtain the word-level confidence measure [4]. The final baseline approach [5], [11], [15]- [25] involves training the confidence neural network with binary target scores extracted from the alignment between ground truth and hypothesis using Levenshtein alignment.

C. Evaluation Metrics

Following standard evaluation metrics are used to evaluate TeLeS-WLC model performance:

Mean Absolute Error (MAE ↓)- The MAE $\in [0, 1]$ measures the disparity between the estimated score \hat{y}_i and the actual score y_i for the i^{th} word. MAE is defined as

$$\text{MAE}(Y, \hat{Y}) = \frac{1}{N} \sum_{i=1}^N |y_i - \hat{y}_i| \quad (16)$$

Kullback-Leibler Divergence score (KLD ↓)- KLD $\in [0, \infty]$ evaluates the difference between the estimated and actual distributions of scores. For N words with the actual score as y_i and estimated score as \hat{y}_i for the i^{th} word, KLD is defined as

$$D_{\text{KL}}(Y \parallel \hat{Y}) = \frac{1}{N} \sum_{i=1}^N \left[y_i \log \frac{y_i}{\hat{y}_i} + (1 - y_i) \log \frac{1 - y_i}{1 - \hat{y}_i} \right] \quad (17)$$

Jensen-Shannon divergence (JSD ↓)- JSD $\in [0, 1]$ is a smoothed version of KLD.

$$\text{JSD}(Y \parallel \hat{Y}) = \frac{(D_{\text{KL}}(Y \parallel M) + D_{\text{KL}}(\hat{Y} \parallel M))}{2} \quad (18)$$

where $M = \frac{Y + \hat{Y}}{2}$.

Normalized Cross Entropy (NCE ↑)- NCE $\in [-\infty, 1]$ [40]

[41] evaluates the correlation between the estimated confidence score and base ASR model accuracy.

$$H(p) = -p \log p - (1 - p) \log(1 - p) \quad (19)$$

$$H(p, \hat{Y}) = \frac{-1}{N} \left[\sum_{i|g_i=C} \log \hat{y}_i + \sum_{i|g_i \neq C} \log(1 - \hat{y}_i) \right] \quad (20)$$

$$\text{NCE} = \frac{H(p) - H(p, \hat{Y})}{H(p)} \quad (21)$$

where p is the accuracy of the ASR model and g_i indicates the word status obtained from the Levenshtein alignment described in section III.B.

Calibration Error (CE ↓) The purpose of using confidence scores is to minimise the worst-case gap between estimated confidence and measured word accuracy [42]. The computation of CE requires binning. Expected Calibration Error (ECE) $\in [0, 1]$ and Maximum Calibration Error (MCE) $\in [0, 1]$ are two distinct CE metrics. ECE is the weighted mean of all confidence and accuracy gaps. In contrast, MCE is the most significant gap among all bins.

$$\text{ECE} = \sum_{m=1}^M \frac{B_m}{n} |acc(B_m) - conf(B_m)| \quad (22)$$

$$\text{MCE} = \max_{m \in \{1, \dots, M\}} |acc(B_m) - conf(B_m)| \quad (23)$$

where B_m s are equally spaced ‘ M ’ bins, n is the total number of words, $conf(B_m) = \frac{1}{m_n} \sum_{n=1}^{m_n} \hat{y}_n$ for $\hat{y}_n \in B_m$ and $acc(B_m) = \frac{1}{|B_m|} \sum_{i \in B_m} \mathbf{1}(y_i = \hat{y}_i)$.

Root Mean Square Error- Word Correctness Ratio (RMSE-WCR ↓)- RMSE-WCR $\in [0, 1]$ evaluates the accuracy of the estimated confidence with respect to WCR [25].

$$A_i = \frac{1}{N'} \sum_{j=1}^{N'} \hat{y}_j \quad (24)$$

$$\text{WCR}_i = \frac{\text{Number of correctly predicted words}}{\text{Total number of predicted words}} \quad (25)$$

$$\text{RMSE WCR} = \sqrt{\frac{1}{K'} \sum_{i=1}^{K'} (A_i - \text{WCR}_i)^2} \quad (26)$$

NCE and CE are not ideal evaluation metrics for our case. They require the target labels to be binary. SOTA [5], [11], [15]- [25] methods use binary target labels, and hence, their evaluation metrics include NCE and CE. For comparison, we compute NCE and CE between the predicted scores from TeLeS-WLC model and the binary labels from Levenshtein alignment. Hence, better measures for comparing continuous TeLeS targets and estimated scores are MAE, KLD, JSD and RMSE-WCR.

D. Training Modes

Our first step of the experiment is to verify which training mode yields better performance. Four different training combinations are coded as follows.

- Train with MAE loss (MAE-L).

- Transform the audio on-the-fly by applying time and frequency masking on the respective spectrograms [5] [23] [24], before generating ASR inferences and employ MAE loss for training (Mask-MAE-L).
- Train with shrinkage loss (Shrink-L).
- Apply time and frequency masking on-the-fly on the audio spectrograms before generating ASR inferences and use shrinkage loss for training (Mask-Shrink-L).

Spectrogram augmentation involves transformation using ten time masks with mask lengths of 20 and 0.05 as the time-steps proportion that can be masked, followed by frequency mask with a mask length of 27. The shrinkage loss parameters are configured as $\gamma = 5$, $\kappa = 0.2$, which we identify through grid search over ranges [2, 20] for γ and [0.1, 1.0] for κ .

Table III shows the results observed in the Hindi ASR (PB Hindi test) case for different training modes. It is evident from the ASR model’s WER in Table I that the WLC model training sees a significant percentage of correct words. Hence, MAE-L and Shrink-L are influenced by correct word scores. To boost the rate of incorrect words, [5] [23] [24] transform the audio with time and frequency mask techniques. However, it does not produce a balanced set of words across the [0, 1] TeLeS score range, as evident from Figure 3 (Score distribution taken from PB dataset). We can find a slight overlap between scores of correct and incorrect words. It is because some predicted words have minor spelling mistakes and temporal alignment with the ground truth. For instance, the words नौजवान (/n/au/ja/v/aa/n/) and नौजवाल (/n/au/j/a/v/aa/l/) by one character and are temporally aligned with each other. Hence, we observe its TeLeS score as 0.816.

Mask-Shrink-L train combination yields better results, as seen in Table III. MAE-L has better MAE than the Mask-Shrink-L. However, other metrics show better results in Mask-Shrink-L case, as shrinkage loss handles the score imbalance. CE curves in Figures 4 and 5 also pictorially depict the efficacy of the same. Hence, in further experiments, we use Mask-Shrink-L for training.

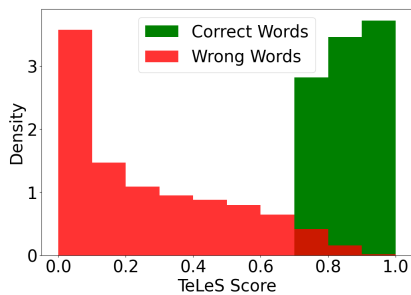


Fig. 3: Distribution of Words across TeLeS Score Range

E. Ablation

To verify if the combination of lexeme and temporal similarity is required for computing the TeLeS score, we study the performance of models trained using only lexeme similarity (i.e., $\alpha = 1$; $\beta = 1$) and temporal similarity ($\alpha = 0$; $\beta = 0$). Table IV gives the results of the ablation study done with the Tamil language dataset (IISc-Mile Tamil testset). We

TABLE III: Evaluation of TeLeS-WLC Training modes - Hindi ASR model

Metrics	MAE-L	Mask-MAE-L	Shrink-L	Mask-Shrink-L
MAE ↓	0.2043	0.1783	0.1966	0.1817
KLD ↓	0.3680	0.2583	0.2809	0.1785
JSD ↓	0.0783	0.0595	0.0659	0.0467
RMSE-WCR ↓	0.2557	0.1987	0.2229	0.1457
NCE ↑	-0.2948	-0.0238	-0.1272	0.1363
ECE ↓	0.1908	0.1345	0.1483	0.0260
MCE ↓	0.4265	0.3575	0.2671	0.1011

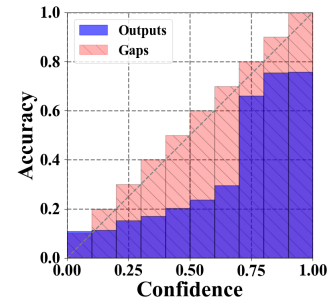


Fig. 4: Calibration Curve - Mask-MAE-L

see that MAE is better with lexeme-similarity only case. It can be partly due to the training of the model, wherein the training procedure tries to bring down the difference between predictions and targets. However, RMSE-WCR and NCE metrics that correlate the estimated confidence values with ASR model accuracy show that combining lexeme and temporal similarity via TeLeS score is more effective than using either.

TABLE IV: Ablation Study on Components of TeLeS - Tamil

Metrics	Lexeme only	Temporal only	TeLeS
MAE ↓	0.1296	0.1917	0.1489
KLD ↓	0.1942	0.2091	0.1432
JSD ↓	0.0596	0.0584	0.0373
RMSE-WCR ↓	0.2258	0.2405	0.1955
NCE ↑	-0.1277	-0.1741	0.0971
ECE ↓	0.1244	0.1312	0.0456
MCE ↓	0.2146	0.6528	0.1514

F. Comparison with SOTA

Tables V, VI, and VII compare the results of various evaluation metrics observed during the experiment on the three languages with SOTA methods (PB and IISc-Mile test sets). Using class-probability-based [6] [7] and entropy-based [13] [4] confidence scores showcases degraded performance resulting from the overconfidence behaviour of ASR. Overconfidence behaviour fails to delineate a boundary between the scores of correct and incorrect words. TeLeS-WLC method shows better performance than using binary targets [5], [11], [15]- [25]. Binary targets try to penalize the predictions of words with minor mistakes and bring them down to 0. However, the input features of the words with minor errors will be close to those of the correct words. Hence, the model with binary targets could not learn the subtle variations in the patterns of the input features.

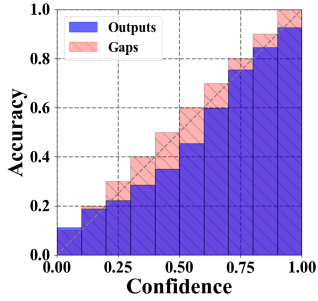


Fig. 5: Calibration Curve - Mask-Shrink-L

TABLE V: TeLeS-WLC and SOTA - Hindi PB Testset

Metrics	Class-Prob	Entropy	Binary	TeLeS
MAE ↓	0.5026	0.3998	0.2650	0.1817
KLD ↓	0.7912	0.6333	1.1799	0.1785
JSD ↓	0.2313	0.1818	0.1920	0.0467
RMSE-WCR ↓	0.2883	0.2684	0.2593	0.1457
NCE ↑	-0.2641	-0.0100	-0.0055	0.1363
ECE ↓	0.2472	0.2253	0.2627	0.0260
MCE ↓	0.3904	0.3663	0.4294	0.1011

G. Evaluation of TeLeS-WLC on Mismatched Domain

The TeLeS-WLC model shows better results for in-domain speech data. Table IX shows the performance of the TeLeS-WLC model on the mismatched KB test-known datasets for Hindi, Tamil and Kannada. We find that the performance is better for all three languages, which indicates that TeLeS generalizes well. Table VIII gives examples of reference, hypothesis and confidence scores given by TeLeS-WLC (Rough transliteration is given).

V. TELES-A EVALUATION

A. Data and Baseline

For active learning experiments, we use the base ASR models trained with PB-Hindi, IISc-MILE Tamil and IISc-MILE Kannada datasets and consider the KB-Hindi (≈ 150 hours), Tamil (≈ 185 hours) and Kannada (≈ 65 hours) train dataset as unlabeled audio sets. We set $\delta \geq 0.8$ for acquiring pseudo-labels in TeLeS-A experiment.

Baseline Approaches- We compare with three baselines. The first approach uses the length-normalized path probability approach given in [27] [28]. The second approach is SMCA, presented in [26]. The final method is the LMC methodology proposed in [26], where we build a 3-gram KenLM [39] using the transcripts to train the base ASR model and compute the perplexity score for acquiring data for annotation.

B. Evaluation Metrics

We use the standard WER (%) ↓ and CER (%) ↓ metrics to evaluate the active learning approaches. We observe how much WER and CER reduce after finetuning the base ASR models with the acquired data. Each experiment is run for 30 epochs with same parameters used to train the base ASR models.

TABLE VI: TeLeS-WLC and SOTA - Tamil IISc-MILE Testset

Metrics	Class-Prob	Entropy	Binary	TeLeS
MAE ↓	0.5957	0.5618	0.2158	0.1489
KLD ↓	1.0214	0.9849	0.9579	0.1432
JSD ↓	0.2871	0.2726	0.1544	0.0373
RMSE-WCR ↓	0.4993	0.4956	0.2441	0.1955
NCE ↑	-0.9016	-0.8337	-0.2912	0.0971
ECE ↓	0.4495	0.4579	0.2084	0.0456
MCE ↓	0.8958	0.5437	0.4330	0.1514

TABLE VII: TeLeS-WLC and SOTA - Kannada IISc-MILE Testset

Metrics	Class-Prob	Entropy	Binary	TeLeS
MAE ↓	0.5350	0.6539	0.1845	0.1261
KLD ↓	0.8632	1.4422	0.8297	0.0927
JSD ↓	0.2502	0.3518	0.1332	0.0246
RMSE-WCR ↓	0.3946	0.6289	0.1780	0.1413
NCE ↑	-0.6703	-1.7907	-0.4396	0.1584
ECE ↓	0.3537	0.6126	0.1821	0.0699
MCE ↓	0.6122	0.6935	0.3597	0.1100

C. Comparison with SOTA

We fix the labelling budget based on audio hours. We choose the experimental label budget as a proportion (1/10, 1/7) of the training dataset.

Tables X, XI, and XII report the WER and CER statistics on KB test-known sets. As seen in the statistics, TeLeS-A has better performance than SOTA methods. LMC depends on the LM, trained on the source ASR dataset and has no statistics about the target dataset transcripts. In a real-time scenario, there is no guarantee that obtaining transcripts from the target domain is possible. Thus, LMC is unreliable for real-time implementation, as evidenced by the observed WER in the tables. SMCA method performs better than LMC as it varies the dropout of the base ASR model and sees if the inference is similar even after model perturbation. For the SMCA experiment, we configure ten seeds to prepare ten different perturbed models, which may be a significant runtime overhead in cases of huge unlabeled datasets. However, the base ASR model's encoder weights are the same, and we cannot expect the perturbed model to expose uncertainty in all the circumstances. The TeLeS-A method is also better than the SOTA method as it acquires the set of confident samples, which aids in convergence.

VI. CONCLUSION AND FUTURE WORK

The manuscript examines the cons of class-probability-based confidence scores, entropy-based confidence scores, and CEM trained with binary target labels. We propose a better confidence target score that includes temporal and lexeme similarity. In addition to the score proposal, our work also gives a solution to handle the data imbalance issue in the confidence neural net training data. We test the efficacy of the score in three different language ASR models, each trained with varying hours of speech data. Through several evaluation metrics and graph-based investigations, we find that the proposed score is better than the SOTA approaches. The usability of TeLeS-WLC in practical ASR downstream

TABLE VIII: Estimated TeLeS Confidence Score

Language	Reference	Prediction	Alignment	Estimated TeLeS
Hindi	जर्मन आक्रमणकारियों ने थिएटर के इंदीरियर और सजावट के जर्मनी तलों को ले लिया (/jarman/ /aakramanakaariyon/ /ne/ /thietar/ /ke/ /inteeriyar/ /aur/ /sajaavat/ /ke/ /jarmanee/ /tatvon/ /ko/ /le/ /liya/)	जर्मन आपर मरण कार्यों ने फ्युएटर के इन्दीरीए और सजावट के जर्मनी तलों को ले लिया (/jarman/ /aapar/ /maran/ /kaaryon/ /ne/ /phyetar/ /ke/ /inateereee/ /aur/ /sajaavat/ /ke/ /jarmanee/ /tathvon/ /ko/ /le/ /liya/)	['C', 'I', 'I', 'S', 'C', 'S', 'C', 'S', 'C', 'C', 'C', 'S', 'S', 'C', 'C', 'C']	[0.67, 0.37, 0.43, 0.42, 0.81, 0.50, 0.78, 0.18, 0.69, 0.82, 0.81, 0.77, 0.42, 0.86, 0.72, 0.69]
Tamil	வாட்ஸாப் குழுவும் செய்து கொண்டிருக்கிறது அதற்கு வல்ல ரஹ்மான கூலி கொடுக்க போதுமானவன் (/whatsapp/ /kuzhumam/ /ceydhu/ /kondirukkiradhu/ /adharku/ /valla/ /rahman/ /kooli/ /kodukka/ /podhumaanavan/)	மார்ஸாக் குழுவும் செய்து கொண்டிருக்கிறது அதற்கு வல்ல ரட்மான் கலி கொடுக்க போதும் ஆணவன் (/Maarshak/ /kuzhumam/ /teydhu/ /kondirukkiradhu/ /adharku/ /valla/ /ratman/ /kali/ /kodukka/ /podhum/ /aanavan/)	['S', 'C', 'S', 'C', 'C', 'C', 'S', 'S', 'C', 'I', 'S']	[0.48, 0.82, 0.51, 0.86, 0.81, 0.74, 0.58, 0.62, 0.75, 0.52, 0.53]
Kannada	ಒಂದು ಚಲನಶೀಲ ವಿದ್ಯುತ್ ಸಾಂಕವು ಬಲವನ್ನು ಅನ್ವಯಿಸುತ್ತದೆ ಮತ್ತು ಏನನ್ನಾದರೂ ಚಲಿಸುತ್ತದೆ (/Ondhu/ /chalanasheela/ /vidyutkaantavu/ /balavannu/ /anvayisutthadhey/ /matthu/ /enannadaru/ /chalisutthadhey/)	ಒಂದು ಚಲನಶೀಲ ವಿದ್ಯುತ್ ಸಾಂಕವು ಬಲವನ್ನು ಅನ್ವಯಿಸುತ್ತದೆ ಮತ್ತು ಏನನ್ನಾದರೂ ಚಲಿಸುತ್ತದೆ (/Ondu/ /chalanasheela/ /vidyut/ /naankavu/ /balavannu/ /anvayisutthadhey/ /matthu/ /enannadaru/ /chalisutthadhey/)	['C', 'C', 'I', 'S', 'C', 'C', 'C', 'C', 'C']	[0.77, 0.73, 0.55, 0.32, 0.83, 0.77, 0.78, 0.79, 0.70]

TABLE IX: Performance of TeLeS-WLC on KB Test-Known Datasets

Metrics	Hindi	Tamil	Kannada
MAE ↓	0.1869	0.2280	0.1925
KLD ↓	0.1804	0.2217	0.1621
JSD ↓	0.0478	0.0588	0.0437
RMSE-WCR ↓	0.1670	0.2700	0.2181
NCE ↑	0.1590	0.1151	0.2156
ECE ↓	0.0593	0.2116	0.1460
MCE ↓	0.1552	0.2643	0.2745

TABLE X: Active Learning - KB Hindi Test-Known Dataset

Acquired Data Proportion	Path Probability (WER/CER ↓)	SMCA (WER/CER ↓)	LMC (WER/CER ↓)	TeLeS (WER/CER ↓)
1/10	43.53/15.22	59.97/23.01	92.55/53.16	32.96/11.09
1/7	31.71/10.59	33.09/11.00	36.93/12.42	28.78/9.51

active learning task further illustrates that TeLeS is a reliable score. Current work can be extended to estimate confidence of deletion of words in the utterances. Our next plan is to design an appropriate module to detect the deletions. Also, one could experiment with the usability of the proposed method for other downstream and upstream tasks. Future research direction could be to adapt a model trained in one language to another language.

ACKNOWLEDGMENTS

Prasar Bharati and MeitY, India funded the project. We acknowledge the assistance of the project's stakeholders for their consistent support and Param Siddhi for providing compute infrastructure. Contribution of IIT Kanpur student interns Raghav Karan and Mridul Pandey towards the project are noteworthy. We also recognise the data annotation team members- Divyanshu Tripathi, Anika Kumari, Ankita Bhat-tacharya, Shruthi Mishra and Sachindananda Prajapathi for their meticulous effort in preparing the data.

REFERENCES

- [1] Chang, H. J., Lee, H. Y., & Lee, L. S. (2021). Towards lifelong learning of end-to-end ASR. arXiv preprint arXiv:2104.01616.
- [2] Qiu, D., He, Y., Li, Q., Zhang, Y., Cao, L., & McGraw, I. (2021). Multi-task learning for end-to-end ASR word and utterance confidence with deletion prediction. arXiv preprint arXiv:2104.12870.

TABLE XI: Active Learning - KB Tamil Test-Known Dataset

Acquired Data Proportion	Path Probability (WER/CER ↓)	SMCA (WER/CER ↓)	LMC (WER/CER ↓)	TeLeS (WER/CER ↓)
1/10	50.05/10.52	49.63/10.43	50.64/10.71	47.38/9.83
1/7	45.62/9.28	45.11/9.13	45.49/9.19	44.35/8.87

TABLE XII: Active Learning - KB Kannada Test-Known Dataset

Acquired Data Proportion	Path Probability (WER/CER ↓)	SMCA (WER/CER ↓)	LMC (WER/CER ↓)	TeLeS (WER/CER ↓)
1/10	54.29/12.22	99.97/85.58	99.95/93.97	47.98/10.71
1/7	43.75/9.57	60.87/13.67	74.47/17.69	41.91/9.15

- [3] Li, Qiuqia, P. M. Ness, Anton Ragni, and Mark JF Gales. "Bi-directional lattice recurrent neural networks for confidence estimation." In ICASSP 2019-2019 IEEE International Conference on Acoustics, Speech and Signal Processing (ICASSP), pp. 6755-6759. IEEE, 2019.
- [4] A. Laptov and B. Ginsburg. "Fast Entropy-Based Methods of Word-Level Confidence Estimation for End-to-End Automatic Speech Recognition," 2022 IEEE Spoken Language Technology Workshop (SLT), Doha, Qatar, 2023, pp. 152-159.
- [5] Q. Li et al. "Confidence Estimation for Attention-Based Sequence-to-Sequence Models for Speech Recognition," ICASSP 2021 - 2021 IEEE International Conference on Acoustics, Speech and Signal Processing (ICASSP), Toronto, ON, Canada, 2021, pp. 6388-6392.
- [6] D. S. Park, Y. Zhang, Y. Jia, W. Han, C. C. Chiu, B. Li, Y. Wu, and Q. V. Le. "Improved noisy student training for automatic speech recognition." arXiv preprint arXiv:2005.09629 (2020).
- [7] Y. Chen, W. Wang, and C. Wang. "Semi-supervised ASR by end-to-end self-training." arXiv preprint arXiv:2001.09128 (2020).
- [8] Pilar, Bharathi. "Subword Dictionary Learning and Segmentation Techniques for Automatic Speech Recognition in Tamil and Kannada." arXiv preprint arXiv:2207.13331 (2022).
- [9] Pilar, Bharathi. "Knowledge-driven Subword Grammar Modeling for Automatic Speech Recognition in Tamil and Kannada." arXiv preprint arXiv:2207.13333 (2022).
- [10] <https://www.openslr.org/127/> Accessed online: July 30, 2023.
- [11] A. Ogawa, N. Tawara, T. Kano and M. Delcroix, "BLSTM-Based Confidence Estimation for End-to-End Speech Recognition," ICASSP 2021 - 2021 IEEE International Conference on Acoustics, Speech and Signal Processing (ICASSP), Toronto, ON, Canada, 2021, pp. 6383-6387.
- [12] X. Lu, C. Ma, J. Shen, X. Yang, I. Reid and M. -H. Yang, "Deep Object Tracking With Shrinkage Loss," in IEEE Transactions on Pattern Analysis and Machine Intelligence, vol. 44, no. 5, pp. 2386-2401, 1 May 2022.
- [13] D. Oneața, A. Caranica, A. Stan and H. Cucu, "An Evaluation of Word-Level Confidence Estimation for End-to-End Automatic Speech Recognition," 2021 IEEE Spoken Language Technology Workshop (SLT), Shenzhen, China, 2021, pp. 258-265.

- [14] P.-S. Huang, K. Kumar, C. Liu, Y. Gong and L. Deng, "Predicting speech recognition confidence using deep learning with word identity and score features," 2013 IEEE International Conference on Acoustics, Speech and Signal Processing, Vancouver, BC, Canada, 2013, pp. 7413-7417.
- [15] K. Kalgaonkar, C. Liu, Y. Gong and K. Yao, "Estimating confidence scores on ASR results using recurrent neural networks," 2015 IEEE International Conference on Acoustics, Speech and Signal Processing (ICASSP), South Brisbane, QLD, Australia, 2015.
- [16] M. Á. Del-Aguá, A. Giménez, A. Sanchis, J. Civera and A. Juan, "Speaker-Adapted Confidence Measures for ASR Using Deep Bidirectional Recurrent Neural Networks," in *IEEE/ACM Transactions on Audio, Speech, and Language Processing*, vol. 26, no. 7, pp. 1198-1206, July 2018.
- [17] Swarup, P., Maas, R., Garimella, S., Mallidi, S. H., & Hoffmeister, B. (2019). Improving ASR confidence scores for Alexa using acoustic and hypothesis embeddings.
- [18] Kastanos, Alexandros, Anton Ragni, and Mark JF Gales. "Confidence estimation for black box automatic speech recognition systems using lattice recurrent neural networks." In *ICASSP 2020-2020 IEEE International Conference on Acoustics, Speech and Signal Processing (ICASSP)*, pp. 6329-6333. IEEE, 2020.
- [19] Jeon, Woojay, Maxwell Jordan, and Mahesh Krishnamoorthy. "On Modeling ASR Word Confidence." In *ICASSP 2020-2020 IEEE International Conference on Acoustics, Speech and Signal Processing (ICASSP)*, pp. 6324-6328. IEEE, 2020.
- [20] Futami, Hayato, Hirofumi Inaguma, Masato Mimura, Shinsuke Sakai, and Tatsuya Kawahara. "ASR rescoring and confidence estimation with ELECTRA." In *2021 IEEE Automatic Speech Recognition and Understanding Workshop (ASRU)*, pp. 380-387. IEEE, 2021.
- [21] Graves, A., Fernández, S., Gomez, F., & Schmidhuber, J. (2006, June). Connectionist temporal classification: labelling unsegmented sequence data with recurrent neural networks. In *Proceedings of the 23rd international conference on Machine learning* (pp. 369-376).
- [22] Wang, Mingqiu, Hagen Soltau, Laurent El Shafey, and Izhak Shafran. "Word-level confidence estimation for RNN transducers." In *2021 IEEE Automatic Speech Recognition and Understanding Workshop (ASRU)*, pp. 1170-1177. IEEE, 2021.
- [23] Li, Qiujia, Yu Zhang, Bo Li, Liangliang Cao, and Philip C. Woodland. "Residual energy-based models for end-to-end speech recognition." *arXiv preprint arXiv:2103.14152* (2021).
- [24] Li, Qiujia, Yu Zhang, David Qiu, Yanzhang He, Liangliang Cao, and Philip C. Woodland. "Improving confidence estimation on out-of-domain data for end-to-end speech recognition." In *ICASSP 2022-2022 IEEE International Conference on Acoustics, Speech and Signal Processing (ICASSP)*, pp. 6537-6541. IEEE, 2022.
- [25] Qiu, David, Qiujia Li, Yanzhang He, Yu Zhang, Bo Li, Liangliang Cao, Rohit Prabhavalkar et al. "Learning word-level confidence for subword end-to-end ASR." In *ICASSP 2021-2021 IEEE International Conference on Acoustics, Speech and Signal Processing (ICASSP)*, pp. 6393-6397. IEEE, 2021.
- [26] X. Sun, B. Wang, S. Liu, T. Lu, X. Shan and Q. Yang, "LMC-SMCA: A New Active Learning Method in ASR," in *IEEE Access*, vol. 9, pp. 37011-37021, 2021.
- [27] Malhotra, Karan, Shubham Bansal, and Sriram Ganapathy. "Active Learning Methods for Low Resource End-to-End Speech Recognition." *INTERSPEECH*. 2019.
- [28] Bang, Jihwan, et al. "Boosting Active Learning for Speech Recognition with Noisy Pseudo-labeled Samples." *arXiv preprint arXiv:2006.11021* (2020).
- [29] Hendrycks, Dan, and Kevin Gimpel. "A baseline for detecting misclassified and out-of-distribution examples in neural networks." *arXiv preprint arXiv:1610.02136* (2016).
- [30] Vasudevan, Vishal Thanvantri, Abhinav Sathy, and Alireza Roshan Ghias. "Towards better confidence estimation for neural models." In *ICASSP 2019-2019 IEEE International Conference on Acoustics, Speech and Signal Processing (ICASSP)*, pp. 7335-7339. IEEE, 2019.
- [31] R. Ardila, M. Branson, K. Davis, M. Henretty, M. Kohler, J. Meyer, R. Morais, L. Saunders, F. M. Tyers, and G. Weber. "Common voice: A massively-multilingual speech corpus." *arXiv preprint arXiv:1912.06670* (2019).
- [32] <https://www.openslr.org/126/> Accessed online: July 30, 2023.
- [33] <https://ai4bharat.iitm.ac.in/indic-superb> Accessed online: July 28 2023.
- [34] Javed, Tahir, et al. "Indicsuperb: A speech processing universal performance benchmark for indian languages." *Proceedings of the AAAI Conference on Artificial Intelligence*. Vol. 37. No. 11. 2023.
- [35] Gulati, Anmol, et al. "Conformer: Convolution-augmented transformer for speech recognition." *arXiv preprint arXiv:2005.08100* (2020).
- [36] <https://www.iitk.ac.in/new/param-sanganak> Accessed online: July 28 2023.
- [37] M. Modani, A. Banerjee and A. Das, "Performance analysis of quantum algorithms on Param Siddhi-AI system," 2022 International Conference on Trends in Quantum Computing and Emerging Business Technologies (TQCEBT), Pune, India, 2022, pp. 1-5.
- [38] Vaswani, Ashish, et al. "Attention is all you need." *Advances in neural information processing systems* 30 (2017).
- [39] Heafield, Kenneth. "KenLM: Faster and smaller language model queries." *Proceedings of the sixth workshop on statistical machine translation*. 2011.
- [40] Siu, Man-hung, Herbert Gish, and Fred Richardson. "Improved estimation, evaluation and applications of confidence measures for speech recognition." In *Fifth European Conference on Speech Communication and Technology*. 1997.
- [41] <https://www.nist.gov/system/files/documents/2017/11/30/nce.pdf> (Accessed Online 21.02.2023).
- [42] C. Guo, G. Pleiss, Y. Sun, and K. Q. Weinberger. "On calibration of modern neural networks." In *International conference on machine learning*, pp. 1321-1330. PMLR, 2017.



Nagarathna Ravi received the B.Tech. degree in information technology from the Madras Institute of Technology, Anna University, India, and the M.E. degree in computer science engineering from the Thiagarajar College of Engineering, India. She received the Ph.D. degree from Anna University, India. She is currently a Postdoctoral Researcher at the Indian Institute of Technology (IIT) Kanpur, India. Her research interests are ASR, SDN and IoT.



Thishyan Raj T received the B.E. degree in Electronics and Communications Engineering from the PESIT Bangalore South Campus. He is currently pursuing M.S. degree in Department of Electrical Engineering, IIT Kanpur. His research interests are ASR, audio processing, and machine learning.



Vipul Arora received the B.Tech. and Ph.D. degrees in electrical engineering from the Indian Institute of Technology (IIT) Kanpur, India, in 2009 and 2015, respectively. He has been a Postdoctoral Researcher at the University of Oxford and a Research Scientist at Amazon Alexa, Boston, MA, USA. He is currently working as an Associate Professor with the Department of Electrical Engineering, IIT Kanpur. His research interests include machine learning, audio processing, machine learning for physics, and time series analysis.