

Strong coupling between a single photon and a photon pair

Shuai-Peng Wang,^{1,2,3} Alberto Mercurio,⁴ Alessandro Ridolfo,⁵ Yuqing Wang,¹ Mo Chen,¹ Yulong Liu,¹ Huanying Sun,¹ Tiefu Li,^{6,1,*} Franco Nori,^{7,8} Salvatore Savasta,^{4,†} and J. Q. You^{3,‡}

¹*Beijing Academy of Quantum Information Sciences, Beijing 100193, China*

²*Quantum Physics and Quantum Information Division,*

Beijing Computational Science Research Center, Beijing 100193, China

³*Zhejiang Key Laboratory of Micro-Nano Quantum Chips and Quantum Control, School of Physics, and State Key Laboratory for Extreme Photonics and Instrumentation, Zhejiang University, Hangzhou 310027, China*

⁴*Dipartimento di Scienze Matematiche e Informatiche,*

Scienze Fisiche e Scienze della Terra, Università di Messina, I-98166 Messina, Italy

⁵*Dipartimento di Fisica e Astronomia, Università di Catania, 95123 Catania, Italy*

⁶*School of Integrated Circuits, and Frontier Science Center for*

Quantum Information, Tsinghua University, Beijing 100084, China

⁷*Quantum Computing Center and Cluster for Pioneering Research, RIKEN, Wako-shi, Saitama 351-0198, Japan*

⁸*Physics Department, The University of Michigan, Ann Arbor, Michigan 48109-1040, USA*

(Dated: August 26, 2024)

The realization of strong nonlinear coupling between single photons has been a long-standing goal in quantum optics and quantum information science, promising wide impact applications, such as all-optical deterministic quantum logic and single-photon frequency conversion [1, 2]. Here, we report an experimental observation of the strong coupling between a single photon and a photon pair in an ultrastrongly-coupled circuit-QED system. This strong *nonlinear* interaction is realized by introducing a detuned flux qubit working as an effective coupler between two modes of a superconducting coplanar waveguide resonator. The ultrastrong light–matter interaction breaks the excitation number conservation, and an external flux bias breaks the parity conservation. The combined effect of the two enables the *strong one–two-photon coupling* [3]. Quantum Rabi-like avoided crossing is resolved when tuning the two-photon resonance frequency of the first mode across the single-photon resonance frequency of the second mode. Within this new photonic regime, we observe the second harmonic generation for a mean photon number *below one*. Our results represent a key step towards a new regime of quantum nonlinear optics, where individual photons can deterministically and coherently interact with each other in the absence of any stimulating fields [3, 4].

Strong interactions between single photons enable numerous applications in quantum information processing and simulations [1]. While photons in a vacuum do not interact with each other, when they are confined in nonlinear optical media, the light–matter interaction results in an effective photon–photon interaction [5, 6]. However, the nonlinearity of conventional materials is negligibly weak at the single-photon power level, making realizing strong nonlinear coupling between single photons extremely hard [1]. So far, important nonlinear optical phenomena like second harmonic generation (SHG) or down-conversion (DC) occur only statistically and in the presence of many photons, so a more or less small fraction of photons undergo fusion or fission process. Taking advantage of the resonant interaction between cavity photons and atoms in cavity QED [7], using electromagnetically induced transparency (EIT) [8], or collective effects in atomic ensembles [2], and applying high-power stimulating fields [9] are the common ways to circumvent this difficulty and to bring photon–photon interactions close to the quantum limit. However, an experimental observation of the strong coupling between different photon-number states [1, 4] in the absence of control fields with many photons, a cornerstone of quantum many-body nonlinear optics, is still elusive.

The development of superconducting quantum circuits

(e.g., [10–15]) brings in new possibilities to tackle this problem. Josephson-junction (JJ)-based artificial atoms have a large dipole moment (not limited by the fine structure constant), which, combined with the small mode volume of superconducting coplanar resonators, allows the very large photon–artificial-atom interactions [16–20]. The largest reported single-photon–single-qubit interactions have entered the ultrastrong and even deep strong coupling regimes [21–34]. This remarkable property makes Josephson artificial atoms an ideal effective medium to realize strong nonlinear coupling between single photons [3, 35–38].

Here, we propose and demonstrate the resonant strong coupling of a two-photon state with a one-photon state in a circuit-QED multimode photonic device. In this system, the ultrastrong light–matter interaction breaks the excitation number conservation and enables higher-order processes via virtual photons, and an external flux bias breaks the parity conservation [3, 28]. The combined effect of the two enables the strong one–two-photon coupling.

This strong photon-photon interaction induced by the ultrastrong coupling with an off-resonant artificial atom could also be achieved in very different systems and spectral ranges. The key point is to achieve the ultrastrong coupling regime with a single or a few

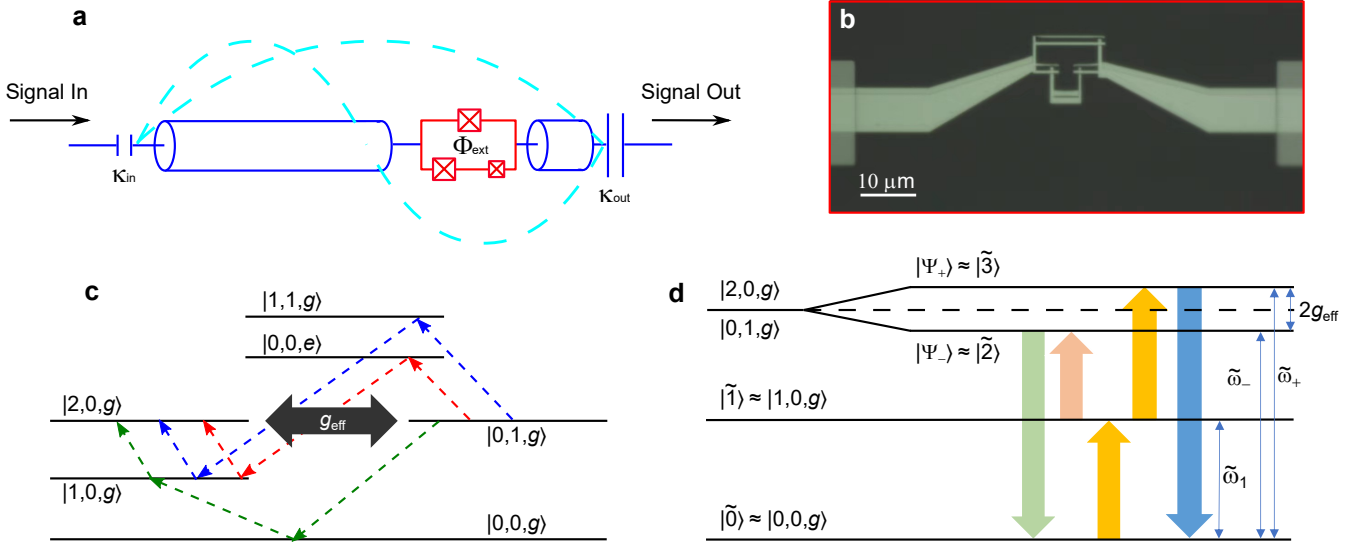


FIG. 1. | **Setup.** **a**, Schematic of the device. A flux qubit embedded in a $\lambda/2$ coplanar waveguide resonator, working as a nonlinear coupler between two modes of the resonator. The dashed cyan lines represent the vacuum current distribution of the $n = 1$ ($\lambda/2$) and $n = 2$ (λ) modes of the resonator $\kappa_{\text{out}} = 3\kappa_{\text{in}}$, where $\kappa_{\text{in(out)}}$ is the loss rate from the input (output) port of the resonator, **b**, Optical image of the flux qubit. **c**, Effective coupling mechanism between the bare states $|2, 0, g\rangle$ and $|0, 1, g\rangle$ via virtual transitions involving intermediate states of the circuit-QED system. Here the first two entries in the kets denote the number of photons in the first two modes of the resonator, and the third indicates the qubit state ($|g\rangle$ is the ground state). **d**, Scheme of the energy levels at the flux offset corresponding to the minimum gap of the $|2, 0, g\rangle - |0, 1, g\rangle$ anticrossing, resulting in an effective coupling between these two states. A key feature of this configuration is that, at the minimum anticrossing gap, all the transitions shown by the arrows have comparable large efficiency, with transition matrix elements $|X_{1,0}| \simeq |X_{+,1}| \simeq |X_{+,0}| \sim 1$ (see Supplementary Fig. 2). Moreover, the transition energy $\tilde{\omega}_+$ is almost equal to $2\tilde{\omega}_1$, so that the second harmonic generation (with only two initial photons) and degenerate down conversion (with only one initial photon) can occur with unprecedented efficiency.

quantum emitters. Strong and even ultrastrong coupling with few organic molecules coupled to a plasmonic nanocavity have been experimentally demonstrated [39]. Moreover, recently, ab initio calculations have shown that this regime can be achieved even with a single molecule [40]. Molecules with inversion symmetry would not prevent the coupling of photon states with the same parity (for example $|1\rangle \leftrightarrow |3\rangle$). The significant losses exhibited by plasmonic nanocavities should not prevent the observation of all-optical nonlinearities below the single-photon power level in these nanosystems.

Ultrastrongly-coupled circuit-QED device

We realized a superconducting circuit constituted by a coplanar waveguide resonator embedded with an ultrastrongly-coupled flux qubit [12, 14, 26–28, 41] to implement a multimode system with its two-photon state of the lowest-energy mode strongly coupled to the one-photon state of the second mode (see Methods for details). Throughout this work, we refer to the n th mode as the $n\lambda/2$ -mode. The flux qubit is significantly detuned with respect to the resonant frequencies of the two lowest energy modes of the resonator (dispersive regime), and acts as an effective coupler [3, 35, 36] between the $n = 1$ and $n = 2$ modes in the absence of any stimu-

lating fields (Fig. 1c, d). The nonlinear coupling enables a *photon pair* in the $n = 1$ mode to coherently interact with a *single photon* in the $n = 2$ mode, a hallmark of which is a spectrally resolved mode splitting. We experimentally observed this photon–photon quantum Rabi-like splitting, resulting from the spontaneous hybridization of *one-* and *two-*photon states. It indicates that our system operates in the single-photon strong nonlinear coupling regime [1, 4], without involving real qubit excitations or any external driving mechanism. As we show here, within this regime, the SHG and DC processes can occur even when the input signals provide photons to the resonator with mean photon numbers *below one*.

The Hamiltonian of the flux qubit can be written in the basis of two states with persistent currents $\pm I_p$ flowing in opposite directions around the qubit loop as (setting $\hbar = 1$) $H_q = -(\Delta\sigma_x + \varepsilon\sigma_z)/2$, where $\sigma_{x,z}$ are Pauli matrices, Δ and $\varepsilon = 2I_p\delta\Phi_{\text{ext}}$ are the tunnel splitting and the energy bias between the two basis states determined by an adjustable external flux bias $\delta\Phi_{\text{ext}}$. The parameters $\Delta/2\pi = 12.3$ GHz and $I_p = 60$ nA are estimated by numerically diagonalizing the three-junction flux qubit Hamiltonian [14, 41]. The resulting transition frequency between the two energy eigenstates $|g\rangle$ and $|e\rangle$ of the flux qubit is $\omega_q = \sqrt{\Delta^2 + \varepsilon^2}$. A schematic of the

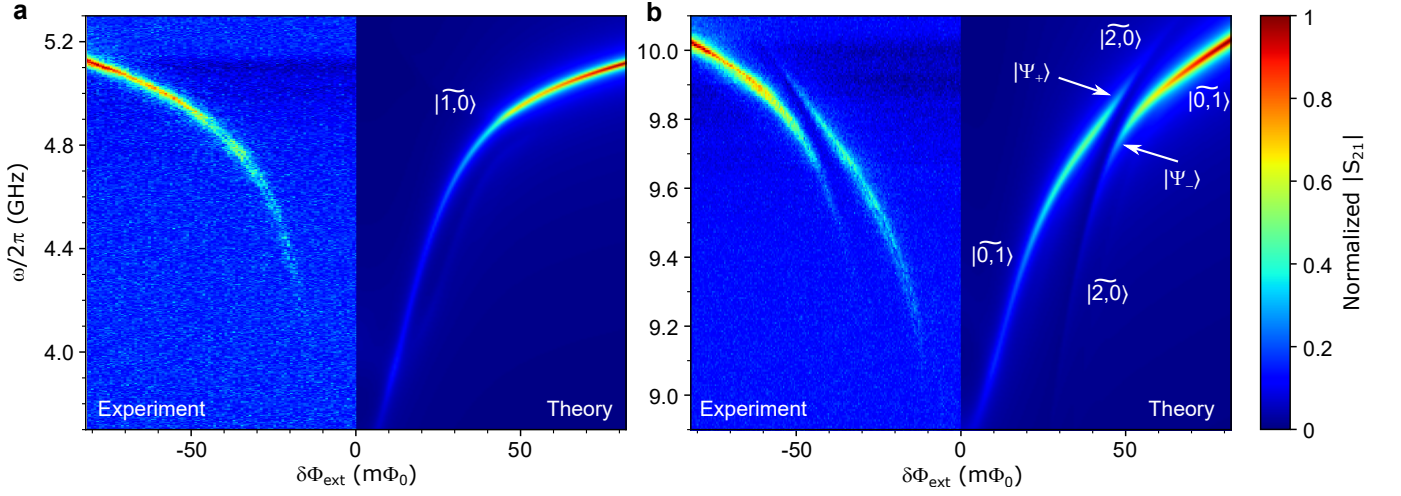


FIG. 2. | **Quantum Rabi-like splitting.** Quantum Rabi-like splitting between a single photon and a photon pair. The left part in each panel (negative flux offset) reports the measured spectra. The corresponding calculated spectra are reported for positive flux offset (right), using the parity symmetry with respect to the flux offset of the theoretical calculations. **a**, Measured and calculated transmission spectra of the one-photon line of the $n = 1$ mode of the resonator as a function of the flux offset. **b**, Measured and calculated transmission spectra showing the excitation of both the two-photon state of the $n = 1$ mode and the one-photon state of the $n = 2$ mode of the resonator. An avoided-level crossing between these two lines is clearly visible. From the fitting, we obtain the Rabi frequency for the one–two-photon coupling $g_{\text{eff}}/2\pi = 59$ MHz, the loss rate due to the input–output ports $(\kappa_{\text{in}} + \kappa_{\text{out}})/2\pi = 2.6$ MHz, the internal loss rate $\kappa_{\text{int}}/2\pi = 10.4$ MHz (total loss rate of the resonator $\kappa_{\text{tot}}/2\pi = (\kappa_{\text{in}} + \kappa_{\text{out}} + \kappa_{\text{int}})/2\pi = 13$ MHz), the intrinsic loss rate of the qubit $\kappa_q/2\pi = 200$ MHz, and the pure dephasing rate of the qubit $\kappa_{q,\text{dep}}/2\pi = 200$ MHz (the last two have a very weak influence on the calculated spectra).

device and the optical image of the flux qubit are shown in Fig. 1. For the flux qubit ultrastrongly coupled to the resonator, the system can be described by a generalized two-mode quantum Rabi Hamiltonian [17]

$$H_s = H_q + \sum_{n=1,2} [\omega_n a_n^\dagger a_n + g_n (a_n^\dagger + a_n) \sigma_z], \quad (1)$$

where ω_n are the resonance frequencies of the $n = 1, 2$ modes of the resonator, a_n^\dagger and a_n are the corresponding creation and annihilation operators, and $g_{1,2}$ are the coupling strengths of the flux qubit with the $n = 1, 2$ modes of the resonator. Owing to the inhomogeneous transmission line geometry (see Fig. 1b), the higher-mode frequency ω_2 is not exactly twice the fundamental resonance frequency ω_1 . Moreover, because of the contribution of the inductance across the qubit loop ($\delta\Phi_{\text{ext}}$ -dependent) to the total inductance of the resonator, the resonance frequencies of the resonator ($\omega_{1,2}$) become V-shaped around the optimal point $\omega_{1,2}(\delta\Phi_{\text{ext}}) = \omega_{1,2}(0)/\sqrt{1 - \beta_{1,2} \cos(\theta)} |\delta\Phi_{\text{ext}}|$, with $\tan(\theta) = \Delta/\varepsilon$ and $\beta_{1,2}$ being constants [24]. Hereafter, $\tilde{\omega}_j$ denotes the energy eigenvalues of the Hamiltonian in Eq. (1) with respect to the ground state.

The coupling with the flux qubit determines an effective strong coupling between a single-photon state in mode 2 ($|0, 1, g\rangle$) and the two-photon state of mode 1 ($|2, 0, g\rangle$). As shown in Fig. 1c, such a coupling results from higher-order processes involving virtual intermediate transitions enabled by the ultrastrong qubit–

resonator interaction [30] and, unlike many processes in conventional nonlinear optics, it does not require any external drives. Such an effective interaction can be written as

$$V_{\text{eff}} = g_{\text{eff}} (|0, 1\rangle \langle 2, 0| + |2, 0\rangle \langle 0, 1|), \quad (2)$$

where g_{eff} is the nonlinear coupling strength between the two modes (we use $|\tilde{n}, \tilde{m}\rangle$ to indicate photonic states dressed by the interaction with the qubit at higher excitation energy) and is approximately given by an analytic expression [3]

$$g_{\text{eff}} = \frac{3\sqrt{2}g_1^2 g_2 \omega_q^2 \sin(2\theta) \cos(\theta)}{4\omega_1^4 - 5\omega_1^2 \omega_q^2 + \omega_q^4}, \quad (3)$$

when $\omega_2 \simeq 2\omega_1$. The effective coupling goes to zero for $\theta = \pi/2$, when the system displays parity symmetry. The effective Hamiltonian in Eq. (1) describes the simultaneous annihilation of two photons in the $n = 1$ mode and the creation of one photon in the $n = 2$ mode as well as the inverse process. The coupling with the flux qubit introduces further Lamb shifts on the resonance frequencies of the resonator.

Transmission spectra

The device is placed inside a dilution refrigerator to be cooled down to a temperature of 20 mK. Considering the relevant frequencies (ω_1 around 5.0 GHz, ω_2 around 10.0 GHz), the system nearly stays in its ground state

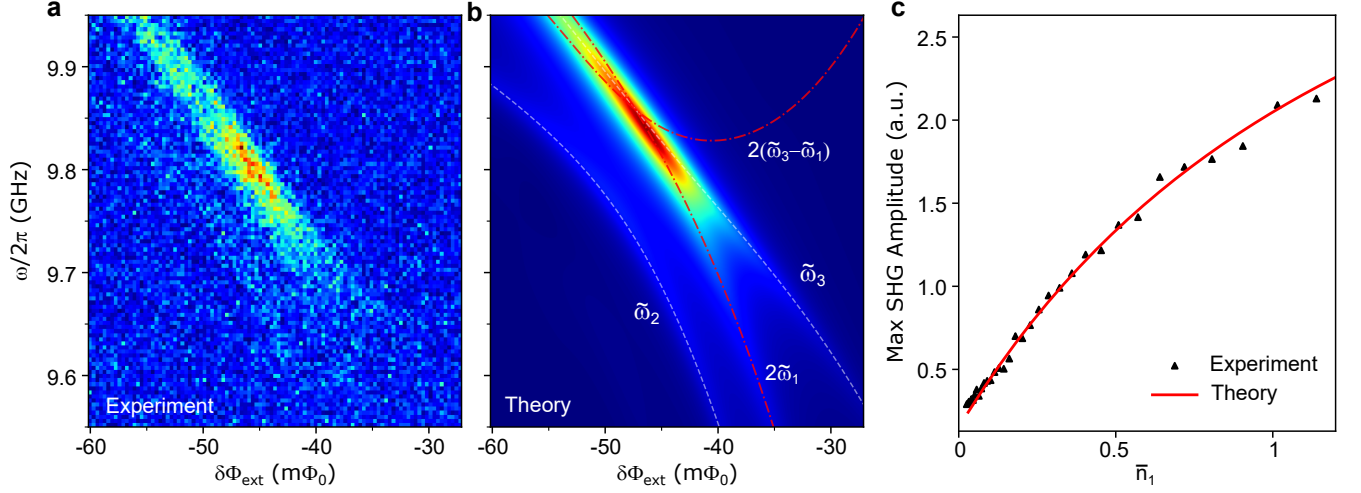


FIG. 3. | **Second harmonic generation.** **a**, The amplitude of the SHG versus the external flux bias $\delta\Phi_{\text{ext}}$ and two times of the signal frequency applied at the $n = 1$ mode of the resonator. **b**, Theoretical calculation corresponding to the plot in **a**. The power applied corresponds to an average photon number $\bar{n}_1 \simeq 0.25$ in the resonator. **c**, The amplitude of the SHG versus the average photon number \bar{n}_1 in the resonator. The signal frequency applied at the $n = 1$ mode of the resonator is $\omega_1/2\pi = 4.9$ GHz (at $\delta\Phi_{\text{ext}} = -45$ $m\Phi_0$). The red solid curve is the theoretical fit.

at such a low temperature. To see the coupling between the two modes of the resonator, we measured the transmission spectra by applying a weak probe tone with its frequency scanning across the lowest transition energies $\tilde{\omega}_j$ with $j = 1, 3$. The spectra are fitted with the numerically calculated excitation energies of the system Hamiltonian H_s . The parameters are determined to be $\omega_1/2\pi = 5.0/\sqrt{1 - \beta_1 \cos(\theta)}|\delta\Phi_{\text{ext}}|$ GHz, $\omega_2/2\pi = 9.7/\sqrt{1 - \beta_2 \cos(\theta)}|\delta\Phi_{\text{ext}}|$ GHz, $g_1/2\pi = 2.815$ GHz, and $g_2/2\pi = 2.180$ GHz, with $\beta_1 = 0.775$ (Φ_0)⁻¹ and $\beta_2 = 0.919$ (Φ_0)⁻¹. The coupling strengths $g_{1(2)}/\omega_{1(2)} = 0.563(0.225) > 0.1$ at the optimal point ($\delta\Phi_{\text{ext}} = 0$) provide evidence our system is in the multimode ultrastrong coupling regime. Parameters from the fit are used as input for density matrix calculations which are then compared with the measured spectra. Theoretical spectra throughout this work are obtained by using a generalized master equation [42, 43], where the interaction with the environment takes into account the hybridization of the subsystems due to the ultrastrong coupling (see Methods for details).

Figure 2 reports the measured (left) and calculated (right) transmission spectra versus the flux offset. The calculated spectra are proportional to the time derivative of the expectation value of the two-mode field momentum operator: $\dot{X} = i(\hat{a}_1 - \hat{a}_1^\dagger) + i\sqrt{\omega_2/\omega_1}(\hat{a}_2 - \hat{a}_2^\dagger)$ (see Supplementary Information for details). Figure 2a shows the lowest energy transition $\tilde{\omega}_1$ corresponding to the excitation of the state $|E_1\rangle \equiv |\tilde{1}, 0\rangle \simeq |1, 0, g\rangle$. Figure 2b shows the transitions at $\tilde{\omega}_2$ and $\tilde{\omega}_3$. When the two-photon resonance frequency of the $n = 1$ mode of the resonator gets across the single-photon resonance frequency of the $n = 2$ mode ($\omega_2 \simeq 2\omega_1$), a clear avoided

crossing, induced by the effective interaction in Eq. (2), is observed in Fig. 2b, indicating that our system enters the single-photon strong nonlinear coupling regime [4] $g_{\text{eff}} > \kappa_{\text{tot}}$, where κ_{tot} is the total loss rate of the resonator. The nonlinear coupling strength $g_{\text{eff}}/2\pi$ extracted from the fit is 59 MHz (half the separation between the double peaks at the minimum splitting), which qualitatively agrees with the perturbative result given by Eq. 3 (47 MHz). While for flux offsets outside the two-modes resonance condition, the system eigenstates are approximately $|2, 0, g\rangle$ and $|0, 1, g\rangle$; at the anticrossing they are in good approximation their symmetric and antisymmetric superpositions $|\psi_{\pm}\rangle = |2, 0, g\rangle \pm |0, 1, g\rangle$. Note that outside the avoided-level crossing in Fig. 2b, the spectral line corresponding to the excitation of the two-photon state $|2, 0, g\rangle$ is poorly excited by the weak probe tone. Two-photon contributions get significantly excited only owing to their hybridization with one-photon states at the avoided crossing. The emission of photon pairs under very weak excitation is maximized in this region (see Supplementary Fig. 3). Theoretical calculations accurately reproduce all the spectra in Fig. 2b, thus confirming our interpretation of the data. A peculiar feature of this extreme quantum nonlinear regime is that *linear* spectra in Fig. 2b are able to evidence quantum *nonlinear* optical processes.

Nonlinear optics below the single-photon power level

To further characterize the nature of the strong nonlinear coupling, we measured the SHG at the single-photon power level by applying a weak signal at ω and monitoring the SHG signal at 2ω . The result is shown in

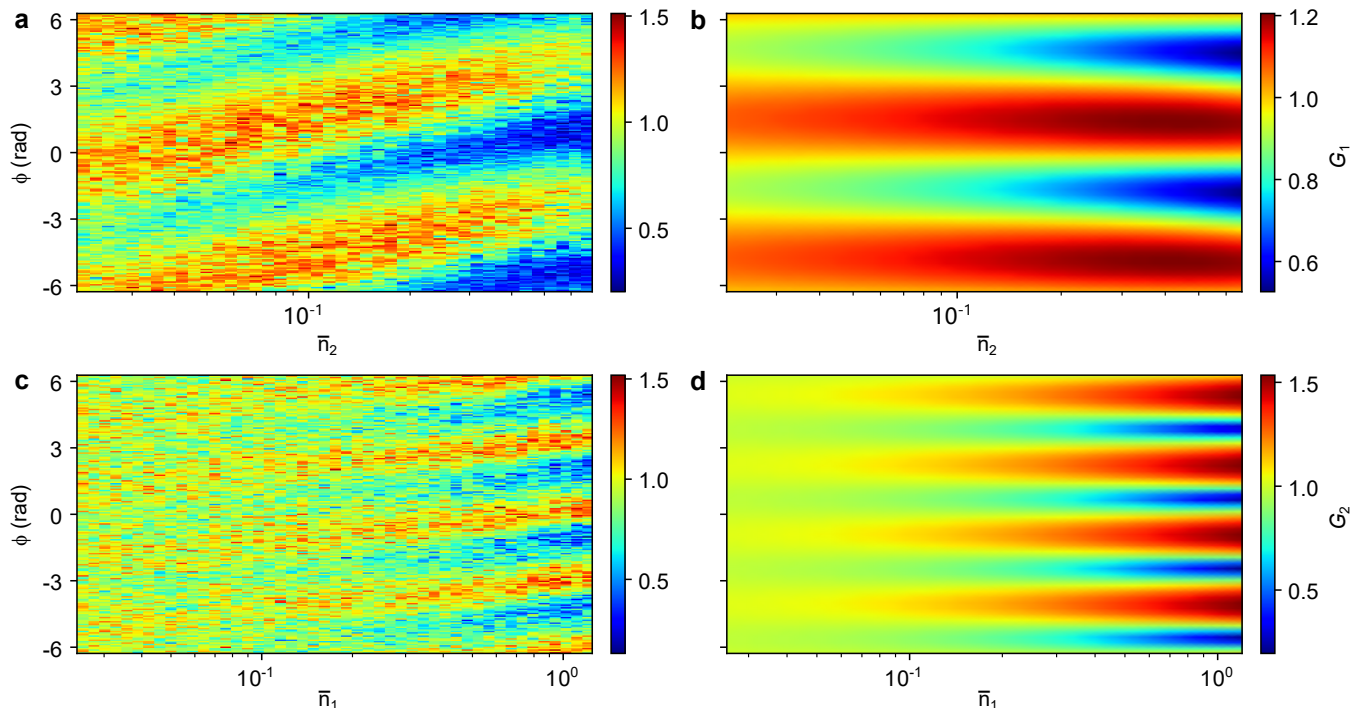


FIG. 4. | **Interference between two probe tones.** **a(c)**, Gain of the transmitted amplitude of the signal field in the $n = 1$ ($n = 2$) mode of the resonator versus the average photon number $\bar{n}_{2(1)}$ and the phase of the control field in the $n = 2$ ($n = 1$) mode of the resonator. The average photon numbers of the signal fields in the resonator's $n = 1$ and $n = 2$ modes are about 0.25 and 0.13, respectively. The frequencies of the probe tones are $\omega/2\pi = 4.905$ GHz and $2\omega/2\pi$ (at $\delta\Phi_{\text{ext}} = -46$ m Φ_0). **b (d)**, Theoretical calculations corresponding to the plots in **a (c)**. The phase shifts in the experimental data in **a (c)** are an artifact due to an electronic delay.

Fig. 3. As expected, the SHG signal is more intense near the minimum of the avoided-level crossing and for flux offsets where the system is double resonant: $\tilde{\omega}_3 = 2\tilde{\omega}_1$, as confirmed (despite some shift due to some small discrepancy in the fitted energy levels) by the theoretical calculations in Fig. 3b. Figure 3c shows that the SHG amplitude is thresholdless and starts with a linear dependence on the mean value of input photons \bar{n}_1 , while it tends to saturate for higher input powers. It can clearly be distinguished from the noise floor even for the mean number of input photons in the resonator \bar{n}_1 *significantly below 1*, which is a striking unprecedented result, made possible via the photonic strong coupling regime shown in Fig. 2b. The mean number of input photons in the resonator is evaluated using a standard input–output relationship [44] (see Supplementary Information for details). The hybridization between one- and two-photon states at the minimum of the avoided-level crossing gives rise to matrix elements $X_{+,1}$, $X_{+,0}$, $X_{1,0}$ all of the order of unity, which enable observation of the SHG well below the single-photon power level.

A further direct consequence of the achieved photonic strong coupling is the observation of interference between a probe at ω (2ω) and a control tone at 2ω (ω) both at the single-photon power level, resulting in the am-

plification or suppression of the transmitted amplitude of probe signals. The amplification and suppression are phase dependent, just as in the case of degenerate parametric amplifiers [45, 46]. The difference is that a much stronger pump tone is not needed here, and we observe these interference phenomena at an incredibly low-power limit (average photon number in the resonator below one). The results are shown in Fig. 4. Changing the phase of the control tones, we can see that the transmitted amplitude of the signal at the $n = 2$ ($n = 1$) mode (signal field) is amplified or suppressed periodically with visibility approaching 1. It turns out that the visibility of the interference for the signal at 2ω becomes relevant for higher intensities of the control signal (at ω) (see Fig. 4c,d) with respect to what is observed for the signal at ω (see Fig. 4a,b). Conversely, to obtain a high visibility for interference at ω , it requires a larger probe signal at ω . This difference originates from the fact that the interference at 2ω requires the stimulated conversion of two photons of the control tone. On the contrary, the probe signal at ω receives photon pairs from the down conversion of photons at 2ω of the control tone.

Discussion

We experimentally observed an unstimulated strong cou-

pling between a single photon and a photon pair. The observed single-photon strong nonlinear coupling is enabled by an embedded-in flux qubit, which, while remaining in its ground state, acts as an effective coupler between two modes of a superconducting coplanar waveguide resonator. The strong coupling between photon states of opposite parity is enabled by the spontaneous mixing of even- and odd-number photon states, which is a unique feature of the generalized quantum Rabi Hamiltonian in the ultrastrong coupling regime [3, 28].

The counterpart in time-resolved experiments of the quantum Rabi splitting reported here are quantum Rabi oscillations enabling the conversion of a single photon into a photon pair and vice versa with a period $T_R = 2\pi/g_{\text{eff}}$ and with an efficiency that can potentially approach 100% [3] (for g_{eff} significantly larger than the losses). In contrast to most conventional implementations of nonlinear optics, the regime demonstrated here can reach unit efficiency only using a minimal number of photons and *without* exciting atomic transitions, which introduce additional losses. For example, in many cases pure dephasing in superconducting artificial atoms is the main source of decoherence. These results unlock a new regime for photons in quantum nonlinear optics [1, 4] (coherent interaction between photon multiplets), which has important implications in both fundamental research [3] and applications [47, 48]. Examples of direct applications include (i) the realization of deterministic quantum light (single photon and photon pair) sources as in the cases of traditional spontaneous parametric down conversion (SPDC) but with an unprecedented efficiency (approaching 100%); (ii) an all-optical deterministic controlled-phase gate ($|\widetilde{0}, 1\rangle \leftrightarrow -|\widetilde{0}, 1\rangle$), a geometric phase effect under a full Rabi oscillation ($2T_R$), where the presence or the absence of a photon in mode 1 corresponds to the control qubit). This two-photon quantum phase gate represents a key element for the realization of a still elusive universal nonlinear optical quantum computing (NOQC) [47, 48]. These controlled quantum Rabi oscillations can be realized by using suitable flux-offset pulses to tune the system in and out the minimum of the avoided level crossing $|\widetilde{0}, 1\rangle \leftrightarrow |\widetilde{2}, 0\rangle$.

Methods

Superconducting circuit device

Our device is a 3 mm \times 10 mm chip fabricated on a single crystal sapphire substrate (see Supplementary Fig. 1b). The superconducting coplanar waveguide resonator is defined by patterning a niobium thin film using optical lithography. The flux qubit consists of two identical large JJs and a smaller JJ (with an area ratio $\alpha \approx 0.5$) in a loop geometry. The qubit loop and its connection to the center conductor of the coplanar waveguide resonator are made by electron beam lithography and double-angle evaporation of aluminum.

Placing the qubit loop near the antinode of the current distribution for the $n = 2$ mode of the resonator makes the qubit coupled to the $n = 1$ mode and the $n = 2$ mode of the resonator simultaneously (see Fig. 1a). The values of the Josephson energy $E_J/2\pi = 173$ GHz, the area ratio $\alpha \approx 0.5$ and $E_J/E_C \approx 100$ of the JJs in the qubit are optimized to ensure the flux qubit working as an effective nonlinear coupler, i.e., both far-away detuned and strongly coupled with the relevant modes of the resonator, and are used to numerically diagonalize the three-junction flux qubit Hamiltonian to estimate the values of Δ and I_p .

Input–output and generalized master equation

The standard quantum optics approach to describe open quantum systems no longer holds in the case of ultrastrong coupling. To properly derive the time evolution of the system and the input–output relations, the interaction term between the system and the environment has to be expressed on the basis of the eigenstates of the system. Moreover, the field input–output relations include anharmonic operators. This problem can be circumvented by expressing the time evolution of the field operators in terms of the generalized master equation, rather than the nonlinear input–output relations (See Supplementary Information for details).

Data availability

The data that support the findings of this study are available from the corresponding authors upon reasonable request.

Code availability

The code that support the findings of this study are available from the corresponding authors upon reasonable request.

Author contributions

S.W., T.L. and J.Q.Y. conceived the experiment. Y.W. and M.C. fabricated the sample. S.W. performed the experiment. S.W., A. M., A.R., and S.S. analyzed and interpreted the data. A.M., A.R., F.N., and S.S. developed the theory. All authors discussed the results and contributed to the writing of the manuscript.

Acknowledgments

This work is supported by the National Key Research and Development Program of China (Grant No. 2022YFA1405200), the National Natural Science Foundation of China (Grants No. 92265202, No. 11934010, No. 92365210, No. 62074091, No. 62365210, No. U2230402, No. 12374325, and No. 12304387), and Tsinghua University Initiative Scientific Research Program. A.R. acknowledges the QuantERA grant SiUCs (Grant No. 731473), the PNR

MUR project PE0000023-NQSTI, and the ICSC - Centro Nazionale di Ricerca in High-Performance Computing, Big Data and Quantum Computing. Y.L. acknowledges the support of Beijing Municipal Science and Technology Commission (Grant No. Z221100002722011), and Young Elite Scientists Sponsorship Program by CAST (Grant No. 2023QNRC001). S.S. acknowledges the Army Research Office (ARO) (Grant No. W911NF1910065). F.N. is supported in part by Nippon Telegraph and Telephone Corporation (NTT) Research, the Japan Science and Technology Agency (JST) [via the Quantum Leap Flagship Program (Q-LEAP), and the Moonshot R&D Grant No. JPMJMS2061], the Asian Office of Aerospace Research and Development (AOARD) (Grant No. FA2386-20-1-4069), and the Office of Naval Research (ONR).

* litf@tsinghua.edu.cn

† salvatore.savasta@unime.it

‡ jqyou@zju.edu.cn

- [1] D. E. Chang, V. Vuletić, and M. D. Lukin, Quantum nonlinear optics—photon by photon, *Nat. Photon.* **8**, 685 (2014).
- [2] T. Peyronel, O. Firstenberg, Q.-Y. Liang, S. Hofferberth, A. V. Gorshkov, T. Pohl, M. D. Lukin, and V. Vuletić, Quantum nonlinear optics with single photons enabled by strongly interacting atoms, *Nature* **488**, 57 (2012).
- [3] A. F. Kockum, A. Miranowicz, V. Macrì, S. Savasta, and F. Nori, Deterministic quantum nonlinear optics with single atoms and virtual photons, *Phys. Rev. A* **95**, 063849 (2017).
- [4] W. T. Irvine, K. Hennessy, and D. Bouwmeester, Strong coupling between single photons in semiconductor microcavities, *Phys. Rev. Lett.* **96**, 057405 (2006).
- [5] M. O. Scully, M. S. Zubairy, *Quantum optics* (1999).
- [6] G. S. Agarwal, *Quantum optics*, Cambridge, 2012.
- [7] K. M. Birnbaum, A. Boca, R. Miller, A. D. Boozer, T. E. Northup, and H. J. Kimble, Photon blockade in an optical cavity with one trapped atom, *Nature* **436**, 87 (2005).
- [8] M. Bajcsy, S. Hofferberth, V. Balic, T. Peyronel, M. Hafezi, A. S. Zibrov, V. Vuletic, and M. D. Lukin, Efficient all-optical switching using slow light within a hollow fiber, *Phys. Rev. Lett.* **102**, 203902 (2009).
- [9] E. Zakka-Bajjani, F. Nguyen, M. Lee, L. R. Vale, R. W. Simmonds, and J. Aumentado, Quantum superposition of a single microwave photon in two different ‘colour’ states, *Nat. Phys.* **7**, 599 (2011).
- [10] J. M. Martinis, M. H. Devoret, and J. Clarke, Energy-level quantization in the zero-voltage state of a current-biased Josephson junction, *Phys. Rev. Lett.* **55**, 1543 (1985).
- [11] Y. Nakamura, Y. A. Pashkin, and J. S. Tsai, Coherent control of macroscopic quantum states in a single-Cooper-pair box, *Nature* **398**, 786 (1999).
- [12] J. E. Mooij, T. P. Orlando, L. Levitov, L. Tian, C. H. van der Wal, and S. Lloyd, Josephson persistent-current qubit, *Science* **285**, 1036 (1999).
- [13] J. M. Martinis, S. Nam, J. Aumentado, and C. Urbina, Rabi Oscillations in a Large Josephson-Junction Qubit, *Phys. Rev. Lett.* **89**, 117901 (2002).
- [14] J. Q. You, X. Hu, S. Ashhab, and F. Nori, Low-decoherence flux qubit, *Phys. Rev. B* **75**, 140515(R) (2007).
- [15] J. Koch, T. M. Yu, J. Gambetta, A. A. Houck, D. I. Schuster, J. Majer, A. Blais, M. H. Devoret, S. M. Girvin, and R. J. Schoelkopf, Charge-insensitive qubit design derived from the Cooper pair box, *Phys. Rev. A* **76**, 042319 (2007).
- [16] J. Q. You and F. Nori, Atomic physics and quantum optics using superconducting circuits, *Nature* **474**, 589 (2011).
- [17] X. Gu, A. F. Kockum, A. Miranowicz, Y.-X. Liu, and F. Nori, Microwave photonics with superconducting quantum circuits, *Phys. Rep.* **718**, 1 (2017).
- [18] I. Chiorescu, P. Bertet, K. Semba, Y. Nakamura, C. J. P. M. Harmans, and J. E. Mooij, Coherent dynamics of a flux qubit coupled to a harmonic oscillator, *Nature* **431**, 159 (2004).
- [19] A. Wallraff *et al.*, Strong coupling of a single photon to a superconducting qubit using circuit quantum electrodynamics, *Nature* **431**, 162 (2004).
- [20] M. Kjaergaard, Mollie E. Schwartz, J. Braumüller, P. Krantz, J. I.-J. Wang, S. Gustavsson, and W. D. Oliver, Superconducting Qubits: Current State of Play, *Annu. Rev. Condens. Matter Phys.* **11**, 369 (2020).
- [21] T. Niemczyk, F. Deppe, H. Huebl, E. P. Menzel, F. Hocke, M. J. Schwarz, J. J. Garcia-Ripoll, D. Zueco, T. Hümmer, E. Solano, A. Marx, and R. Gross, Circuit quantum electrodynamics in the ultrastrong-coupling regime, *Nat. Phys.* **6**, 772 (2010).
- [22] P. Forn-Díaz, J. Lisenfeld, D. Marcos, J. J. Garcia-Ripoll, E. Solano, C. J. P. M. Harmans, and J. E. Mooij, Observation of the Bloch-Siegert shift in a qubit-oscillator system in the ultrastrong coupling regime, *Phys. Rev. Lett.* **105**, 237001 (2010).
- [23] P. Forn-Díaz, J. J. García-Ripoll, B. Peropadre, J.L. Orgiazzi, M. A. Yurtalan, R. Belyansky, C. M. Wilson, and A. Lupascu, Ultrastrong coupling of a single artificial atom to an electromagnetic continuum in the nonperturbative regime, *Nat. Phys.* **13**, 39 (2017).
- [24] F. Yoshihara, T. Fuse, S. Ashhab, K. Kakuyanagi, S. Saito, and K. Semba, Superconducting qubit-oscillator circuit beyond the ultrastrong-coupling regime, *Nat. Phys.* **13**, 44 (2017).
- [25] F. Yoshihara, T. Fuse, Z. Ao, S. Ashhab, K. Kakuyanagi, S. Saito, T. Aoki, K. Koshino, and K. Semba, Inversion of qubit energy levels in qubit-oscillator circuits in the deep-strong-coupling regime, *Phys. Rev. Lett.* **120**, 183601 (2018).
- [26] Z. Chen *et al.*, Single-photon-driven high-order sideband transitions in an ultrastrongly coupled circuit-quantum-electrodynamics system, *Phys. Rev. A* **96**, 012325 (2017).
- [27] S.-P. Wang, G.-Q. Zhang, Y. Wang, Z. Chen, T. Li, J. S. Tsai, S.-Y. Zhu, and J. Q. You, Photon-Dressed Bloch-Siegert Shift in an Ultrastrongly Coupled Circuit Quantum Electrodynamical System, *Phys. Rev. Appl.* **13**, 054063 (2020).
- [28] S.-P. Wang, A. Ridolfo, T. Li, S. Savasta, F. Nori, Y. Nakamura, and J. Q. You, Probing the symmetry breaking of a light-matter system by an ancillary qubit, *Nat. Commun.* **14**, 4397 (2023).

- [29] A. Tomonaga, R. Stassi, H. Mukai, F. Nori, F. Yoshihara, and J. S. Tsai, One photon simultaneously excites two atoms in a ultrastrongly coupled light-matter system, arXiv:2307.15437 (2023).
- [30] A. F. Kockum, A. Miranowicz, S. D. Liberato, S. Savasta, and F. Nori, Ultrastrong coupling between light and matter, *Nat. Rev. Phys.* **1**, 19 (2019).
- [31] P. Forn-Díaz, L. Lamata, E. Rico, J. Kono, and E. Solano, Ultrastrong coupling regimes of light-matter interaction, *Rev. Mod. Phys.* **91**, 025005 (2019).
- [32] D. Zueco, G. M. Reuther, S. Kohler, and P. Hänggi, Qubit-oscillator dynamics in the dispersive regime: Analytical theory beyond the rotating-wave approximation, *Phys. Rev. A* **80**, 033846 (2009).
- [33] S. Ashhab and F. Nori, Qubit-oscillator systems in the ultrastrong-coupling regime and their potential for preparing nonclassical states, *Phys. Rev. A* **81**, 042311 (2010).
- [34] J. Casanova, G. Romero, I. Lizuain, J. J. García-Ripoll, and E. Solano, Deep Strong Coupling Regime of the Jaynes–Cummings Model, *Phys. Rev. Lett.* **105**, 263603 (2010).
- [35] K. Koshino, T. Shitara, Z. Ao, and K. Semba, Deterministic three-photon down-conversion by a passive ultrastrong cavity-QED system, *Phys. Rev. Res.* **4**, 013013 (2022).
- [36] Y. Ye, K. Peng, M. Naghiloo, G. Cunningham, and K. P. O’Brien, Engineering Purely Nonlinear Coupling between Superconducting Qubits Using a Quarton, *Phys. Rev. Lett.* **127**, 050502 (2021).
- [37] G. Kirchmair, B. Vlastakis, Z. Leghtas, S. E. Nigg, H. Paik, E. Ginossar, M. Mirrahimi, L. Frunzio, S. M. Girvin, and R. J. Schoelkopf, Observation of quantum state collapse and revival due to the single-photon Kerr effect, *Nature* **495**, 205 (2013).
- [38] N. Mehta, R. Kuzmin, C. Ciuti, and V. E. Manucharyan, Down-conversion of a single photon as a probe of many-body localization, *Nature* **613**, 650 (2023).
- [39] R. Chikkaraddy, B. de Nijs, F. Benz, S. J. Barrow, O. A. Scherman, E. Rosta, A. Demetriadou, P. Fox, O. Hess, and J. J. Baumberg, Single-molecule strong coupling at room temperature in plasmonic nanocavities, *Nature* **535**, 127 (2016).
- [40] M. Kuisma, B. Rousseaux, K. M. Czajkowski, T. P. Rossi, T. Shegai, P. Erhart, and T. J. Antosiewicz, Ultrastrong Coupling of a Single Molecule to a Plasmonic Nanocavity: A First-Principles Study, *ACS Photon.* **9**, 1065 (2022).
- [41] F. Yan *et al.*, The flux qubit revisited to enhance coherence and reproducibility, *Nat. Commun.* **7**, 12964 (2016).
- [42] H. P. Breuer, and F. Petruccione, *The theory of open quantum systems.* Oxford University Press, USA (2002).
- [43] A. Settineri, V. Macrì, A. Ridolfo, O. Di Stefano, A. F. Kockum, F. Nori, and S. Savasta, Dissipation and thermal noise in hybrid quantum systems in the ultrastrong-coupling regime. *Phys. Rev. A*, **98**, 053834 (2018).
- [44] D. F. Walls and G. J. Milburn, *Quantum Optics*, 2nd ed. (Springer, 2008).
- [45] T. Yamamoto, K. Inomata, M. Watanabe, K. Matsuba, T. Miyazaki, W. D. Oliver, Y. Nakamura, and J. S. Tsai, Flux-driven Josephson parametric amplifier, *Appl. Phys. Lett.* **93**, 042510 (2008).
- [46] M. A. Castellanos-Beltrán, K. D. Irwin, G. C. Hilton, L. R. Vale, and K. W. Lehnert, Amplification and squeezing of quantum noise with a tunable Josephson metamaterial, *Nat. Phys.* **4**, 929 (2008).
- [47] N. K. Langford, S. Ramelow, R. Prevedel, W. J. Munro, G. J. Milburn, and A. Zeilinger, Efficient quantum computing using coherent photon conversion, *Nature* **478**, 360 (2011).
- [48] M. Y. Niu, I. L. Chuang, and J. H. Shapiro, Qudit-Basis Universal Quantum Computation Using $\chi^{(2)}$ Interactions, *Phys. Rev. Lett.* **120**, 160502 (2018).

Supplementary Information for “Strong coupling between a single photon and a photon pair”

Shuai-Peng Wang,^{1,2,3} Alberto Mercurio,⁴ Alessandro Ridolfo,⁵ Yuqing Wang,¹
Mo Chen,¹ Tiefu Li,^{6,1,*} Franco Nori,^{7,8} Salvatore Savasta,^{4,†} and J. Q. You^{3,‡}

¹*Beijing Academy of Quantum Information Sciences, Beijing 100193, China*

²*Quantum Physics and Quantum Information Division,
Beijing Computational Science Research Center, Beijing 100193, China*

³*Zhejiang Key Laboratory of Micro-Nano Quantum Chips and Quantum Control, School of Physics,
and State Key Laboratory for Extreme Photonics and Instrumentation, Zhejiang University, Hangzhou 310027, China*

⁴*Dipartimento di Scienze Matematiche e Informatiche,
Scienze Fisiche e Scienze della Terra, Università di Messina, I-98166 Messina, Italy*

⁵*Dipartimento di Fisica e Astronomia, Università di Catania, 95123 Catania, Italy*

⁶*School of Integrated Circuits, and Frontier Science Center for
Quantum Information, Tsinghua University, Beijing 100084, China*

⁷*Quantum Computing Center and Cluster for Pioneering Research, RIKEN, Wako-shi, Saitama 351-0198, Japan*

⁸*Physics Department, The University of Michigan, Ann Arbor, Michigan 48109-1040, USA*

EXPERIMENTAL SETUP

The experimental setup is shown in Supplementary Fig. 1. The transmission spectra of the multimode ultrastrongly-coupled qubit–resonator system in Fig. 2 of the main text are measured with a vector network analyzer. A signal generator and a spectrum analyzer are used for the SHG and the interference measurements in Fig. 3 and Fig. 4 of the main text. A current source is used to generate the external flux bias $\delta\Phi_{\text{ext}}$ via an on-chip control line. The input signals are all attenuated and filtered at different temperature stages in the dilution refrigerator before reaching the sample. The output signals are amplified by both a cryogenic and a room temperature amplifier before being collected by the network analyzer and the spectrum analyzer. Isolators and low-pass filters (LPF) are used to protect the sample from the amplifiers’ noise.

THEORY

Input–output and generalized master equation

We start by considering the losses of the two-mode resonator field due to the presence of both the input and output ports, where the resonator is capacitively coupled to open coplanar waveguides. On the input side, the interaction term can be described as

$$\hat{V}_l = i \int_0^\infty d\omega g_l(\omega) (\hat{a}_{l,\omega} - \hat{a}_{l,\omega}^\dagger) \hat{X}, \quad (1)$$

where $g_l(\omega) = \sqrt{\kappa_l \omega / \omega_1}$ is the frequency dependent bath–resonator coupling rate (expressed in terms of the bare loss rate κ_l), and

$$\hat{X} = i(\hat{a}_1 - \hat{a}_1^\dagger) + i\sqrt{\frac{\omega_2}{\omega_1}}(\hat{a}_2 - \hat{a}_2^\dagger) \quad (2)$$

is the adimensional two-mode field momentum. Assuming the driving tone at frequency ω_{in} to be in a coherent state, the input creation operator $|\alpha_{\text{in}}\rangle$ can be decomposed into the sum of a zero-mean quantum operator $\tilde{a}_{l,\omega}$ plus a c -number: $\hat{a}_{l,\omega} = \tilde{a}_{l,\omega} + \delta(\omega - \omega_{\text{in}})\alpha_{\text{in}}\exp(i\omega_{\text{in}}t)$. Using $\alpha_{\text{in}} = |\alpha_{\text{in}}|\exp\{i\phi\}$, the resulting driving term is

$$\hat{V}_{\text{in}}(t) = 2|\alpha_{\text{in}}|\sqrt{\kappa_l}\sqrt{\frac{\omega_{\text{in}}}{\omega_1}}\sin(\omega_{\text{in}}t + \phi)\hat{X}. \quad (3)$$

Here $|\alpha_{\text{in}}|^2$ describes the rate of input photons and can be directly related to the input power: $P_{\text{in}} = \hbar\omega_{\text{in}}|\alpha_{\text{in}}|^2$. Supplementary Eq. (3) can be easily generalized to two (or more) driving tones. When considering a single tone, α_{in} can be assumed to be real without any loss of generality. However, in the multi-tone case, the relative phase between different tones becomes relevant (see, e.g., Fig. 4 in the main text). On the output side, we have an analogous term

$$\hat{V}_r = i \int_0^\infty d\omega g_r(\omega) (\hat{a}_{r,\omega} - \hat{a}_{r,\omega}^\dagger) \hat{X}, \quad (4)$$

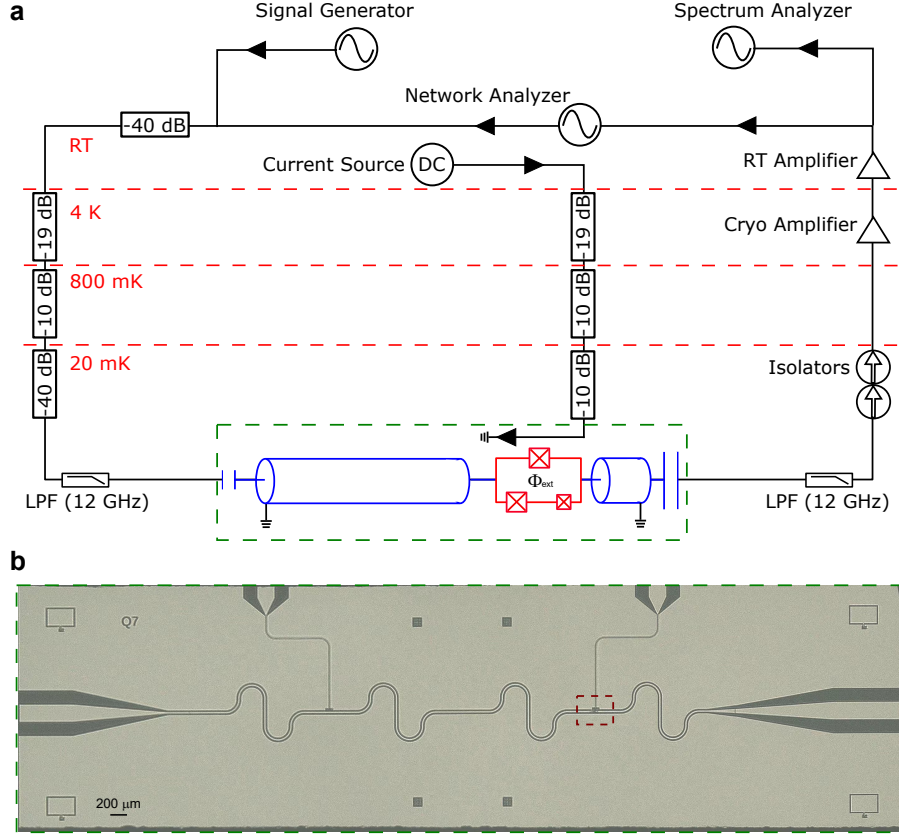
with $g_r(\omega) = \sqrt{\kappa_r \omega / \omega_1}$. In the Heisenberg picture, we define the positive frequency part of the output field operator [1] as

$$\hat{\Phi}_{r,\text{out}}^+(t) = \frac{1}{\sqrt{2\pi}} \int_0^\infty d\omega \frac{1}{\sqrt{\omega}} e^{-i\omega(t-t_f)} \hat{a}_{r,\omega}(t_f), \quad (5)$$

where t_f is the time at which the measurement is performed, and we assume that there is no input field from the output port ($\langle \hat{\Phi}_{r,\text{in}}^+(t) \rangle = 0$).

We now take the positive frequency part of the system field operator $\hat{X}^+ \equiv \sum_{j>k} \hat{X}_{kj}$ ($\hat{X}_{kj} \equiv X_{kj}|k\rangle\langle j|$), which is written in the basis of the eigenstates of the system Hamiltonian, with $|j\rangle$ being the j -th eigenstate and $X_{kj} = \langle k|\hat{X}|j\rangle$. By performing the rotating-wave approximation in Supplementary Eq. (4)

$$(\hat{a}_{r,\omega} - \hat{a}_{r,\omega}^\dagger) \hat{X} \simeq \hat{a}_{r,\omega} \hat{X}^- - \hat{a}_{r,\omega}^\dagger \hat{X}^+, \quad (6)$$



Supplementary Fig. 1. **a**, Schematic of the experimental setup. RT: room temperature. Cryo: cryogenic. LPF: low pass filter. The green dashed rectangle indicates the region of the chip. **b**, The optical image of the chip. The red dashed rectangle indicates the location of the flux qubit.

and following the standard input–output procedure [1], the relation between $\hat{\Phi}_{\text{out}}^+$ and \hat{X}^+ is

$$\langle \hat{\Phi}_{\text{r,out}}^+ \rangle(t) = \sqrt{\frac{\kappa_{\text{r}}}{\omega_1}} \langle \hat{X}^+ \rangle(t), \quad (7)$$

where the time dependence of $\langle \hat{X}^+ \rangle(t)$ originates from the Hamiltonian dynamics, dissipations, and the coherent input field $\hat{V}_{\text{in}}(t)$. Moreover, it is often useful to write the input–output relation in terms of $\hat{\Phi}_{\text{r,out}}^+$ rather than $\hat{\Phi}_{\text{r,out}}^+$, because it is directly linked to the measurement of the voltage.

Compared to the standard treatment of driven-dissipative systems, the explicit time dependence cannot be traced out through a unitary transformation, due to the presence of the counter-rotating terms. This results in a time-dependent stroboscopic steady state $\hat{\rho}_{\text{ss}}(t)$ for $t \rightarrow \infty$, which, following the Floquet formalism, is periodic, with period $T = 2\pi/\omega_{\text{in}}$. Indeed, the time evolution of the total density matrix follows the generalized master equation $\dot{\hat{\rho}} = \mathcal{L}_{\text{gme}}(t)\hat{\rho}$, where

$$\mathcal{L}_{\text{gme}}(t) = \mathcal{L}_0 + \mathcal{L}_1 \exp(i\omega_{\text{in}}t) + \mathcal{L}_{-1} \exp(-i\omega_{\text{in}}t). \quad (8)$$

Here \mathcal{L}_0 describes the open evolution of the system in the absence of any external drive, taking into account

losses of the resonator in both the input and output ports and possible additional internal loss. It also takes into account intrinsic qubit loss and pure dephasing with rates κ_q and $\kappa_{q,\text{dep}}$, respectively. Indeed, the Liouvillian can be written as [2]

$$\begin{aligned} \mathcal{L}_0 \hat{\rho} = & -i \left[\hat{H}_S, \hat{\rho} \right] + \frac{1}{2} \sum_{\substack{n=(r_1, r_2, q) \\ j, k > j \\ l, m > l}} \tilde{\kappa}^{(n)}(\tilde{\omega}_{ml}) \times \\ & \left\{ \left[\hat{X}_{lm}^{(n)\dagger} \hat{\rho} \hat{X}_{jk}^{(n)} - \hat{X}_{jk}^{(n)} \hat{X}_{lm}^{(n)\dagger} \hat{\rho} \right] n_{\text{th}}(\tilde{\omega}_{ml}, T_n) \right. \\ & + \left[\hat{X}_{lm}^{(n)} \hat{\rho} \hat{X}_{jk}^{(n)\dagger} - \hat{X}_{jk}^{(n)\dagger} \hat{X}_{lm}^{(n)} \hat{\rho} \right] [n_{\text{th}}(\tilde{\omega}_{ml}, T_n) + 1] \\ & + \left[\hat{X}_{jk}^{(n)\dagger} \hat{\rho} \hat{X}_{lm}^{(n)} - \hat{\rho} \hat{X}_{lm}^{(n)} \hat{X}_{jk}^{(n)\dagger} \right] n_{\text{th}}(\tilde{\omega}_{ml}, T_n) \\ & \left. + \left[\hat{X}_{jk}^{(n)} \hat{\rho} \hat{X}_{lm}^{(n)\dagger} - \hat{\rho} \hat{X}_{lm}^{(n)\dagger} \hat{X}_{jk}^{(n)} \right] [n_{\text{th}}(\tilde{\omega}_{ml}, T_n) + 1] \right\} \\ & + \kappa_{q,\text{dep}} \mathcal{D} \left[\sum_j \hat{X}_{jj}^{(q)} \right] \hat{\rho}, \end{aligned} \quad (9)$$

where

$$\hat{X}^{(r_1)} = i(\hat{a}_1 - \hat{a}_1^\dagger) + i\sqrt{\frac{\omega_2}{\omega_1}}(\hat{a}_2 - \hat{a}_2^\dagger), \quad (10a)$$

$$\hat{X}^{(r_2)} = \sqrt{\frac{\omega_2}{\omega_1}}(\hat{a}_1 + \hat{a}_1^\dagger) + (\hat{a}_2 + \hat{a}_2^\dagger), \quad (10b)$$

$$\hat{X}^{(q)} = \hat{\sigma}_z \quad (10c)$$

are the dissipation operators, and $\tilde{\omega}_{ml} = \tilde{\omega}_m - \tilde{\omega}_l$. Here $\hat{X}^{(r_1)}$ is related to the dissipation induced by the interaction with the coplanar waveguide, $\hat{X}^{(r_2)}$ is related to the internal loss through the inductance, and $\hat{X}^{(q)}$ is related to the qubit dissipation. Moreover, $\tilde{\kappa}^{(r_1)}(\omega) = (\kappa_l + \kappa_r)\omega/\omega_1$, $\tilde{\kappa}^{(r_2)}(\omega) = \kappa_{\text{int}}\omega/\omega_1$, $\tilde{\kappa}^{(q)}(\omega) = \kappa_q\omega/\omega_1$, and $n_{\text{th}}(\omega, T_n) = [\exp(\hbar\omega/k_B T_n) - 1]^{-1}$ is the thermal population of the n -th reservoir describing the number of excitations at a given temperature T_n ; k_B is the Boltzmann constant, and

$$\mathcal{D}[\hat{O}] \hat{\rho} = \frac{1}{2} \left(2\hat{O}\hat{\rho}\hat{O}^\dagger - \hat{O}^\dagger\hat{O}\hat{\rho} - \hat{\rho}\hat{O}^\dagger\hat{O} \right) \quad (11)$$

is the standard Lindblad dissipator. This term considers qubit pure dephasing effects due to stochastic fluctuations of the flux passing through the qubit, inducing additional decoherence effects.

It is worth to introduce real loss rates (directly related to the decay rate of a specific transition, corresponding to their spectral linewidths). For a given transition $\tilde{\omega}_{p,q}$ (which corresponds to the case where $(l, m) = (j, k) = (q, p)$ in Supplementary Eq. (9)), the total loss rate is then

$$\Gamma_{p,q} = \tilde{\kappa}^{(r_1)}(\tilde{\omega}_{p,q})|X_{pq}^{(r_1)}|^2 + \tilde{\kappa}^{(r_2)}(\tilde{\omega}_{p,q})|X_{pq}^{(r_2)}|^2, \quad (12)$$

where we considered here only the resonator losses. Note that the relevant transition studied here are not significantly affected by qubit decoherence. As an example, the linewidth of the transition at $\tilde{\omega}_1$ is $\Gamma_{1,0} = (\kappa_{\text{in}} + \kappa_{\text{out}})|X_{10}^{(r_1)}|^2 + \kappa_{\text{int}}|X_{10}^{(r_2)}|^2$.

The influence of the coherent input drive comes from \mathcal{L}_\pm , where

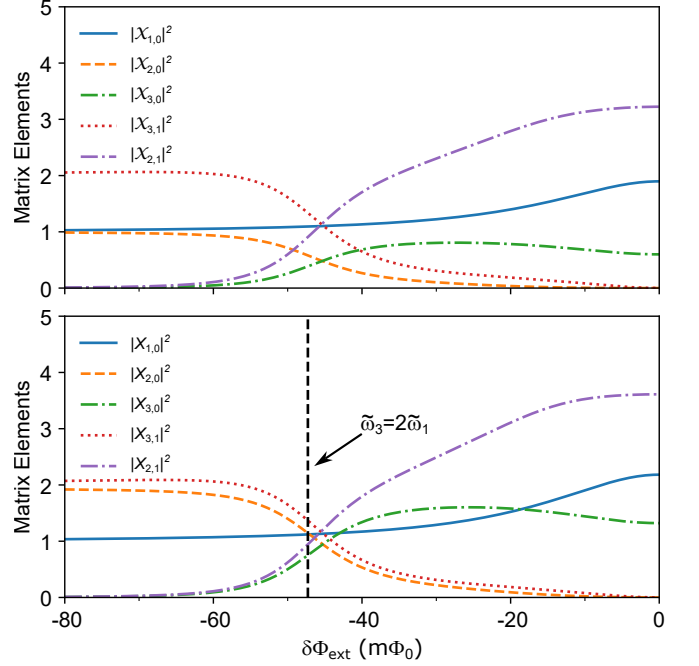
$$\mathcal{L}_\pm \hat{\rho} = \pm i|\alpha_{\text{in}}|e^{\pm i\phi} \sqrt{\kappa_{\text{in}}} \sqrt{\frac{\omega_{\text{in}}}{\omega_1}} \left[\hat{X}, \hat{\rho} \right]. \quad (13)$$

Following Supplementary Eq. (8), we can expand the steady state in Fourier components $\hat{\rho}_{\text{ss}}(t) = \sum_{n=-\infty}^{+\infty} \hat{\rho}_n \exp(in\omega_{\text{in}}t)$. By putting this form of the density matrix into Supplementary Eq. (8), and equating each Fourier component, we obtain a tridiagonal recursion relation

$$(\mathcal{L}_0 - in\omega_{\text{in}})\hat{\rho}_n + \mathcal{L}_1\hat{\rho}_{n-1} + \mathcal{L}_{-1}\hat{\rho}_{n+1} = 0, \quad (14)$$

and impose that $\hat{\rho}_m = 0$ for a sufficiently large m .

The coherent emission intensity of the resonator at a frequency $n\omega_{\text{in}}$ is proportional to $\text{Tr}[\hat{X}^+ \hat{\rho}_{-n}]$. For



Supplementary Fig. 2. Relevant photonic transition matrix elements between the lowest energy levels of the system as a function of the flux offset. The matrix elements are calculated for both the input-output dissipation operator \hat{X} (bottom panel) and $\hat{\mathcal{X}}$ (upper panel).

the transmission spectrum, where the coherent input $|\alpha_{\text{in}}|/\sqrt{\omega_{\text{in}}}$ at frequency ω_{in} is compared to the coherent output $\hat{\Phi}_{\text{r,out}}^+$ at the same frequency, we have

$$S_{21} = \sqrt{\frac{\omega_{\text{in}}}{\omega_1}} \frac{\sqrt{\kappa_r}}{|\alpha_{\text{in}}|} \text{Tr} \left[\hat{X}^+ \hat{\rho}_{-1} \right]. \quad (15)$$

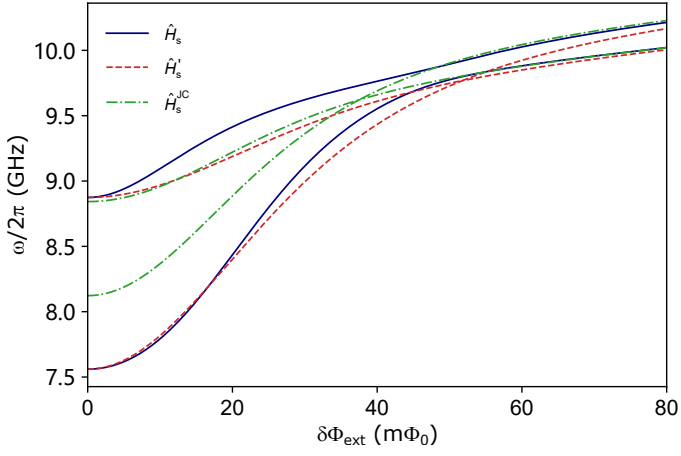
In the simple case of a single harmonic oscillator without internal loss ($\kappa_{\text{int}} = 0$), we have $\text{Tr}[\hat{X}^+ \hat{\rho}_{-1}] = 2|\alpha_{\text{in}}|\sqrt{\kappa_r}/(\kappa_r + \kappa_l)$ on resonance, and the standard transmission formula is obtained [1].

For the SHG spectrum, we calculate the emission from the component oscillating at $2\omega_{\text{in}}$. In other words,

$$S_{\text{SHG}} \propto \text{Tr} \left[\hat{X}^+ \hat{\rho}_{-2} \right]. \quad (16)$$

In the case of the interference pattern in Fig. 4 of the main text, we used a drive with harmonics of frequency $\omega_{\text{in}}^{(1)}$ and $\omega_{\text{in}}^{(2)}$. In the first case, depicted in Fig. 4a,b of the main text, the interaction term $\hat{\mathcal{V}}_{\text{in}}$ on the left side becomes

$$\begin{aligned} \hat{\mathcal{V}}_{\text{in}}(t) = & 2\sqrt{\kappa_l} \left[|\alpha_{\text{in}}^{(1)}| \sqrt{\frac{\omega_{\text{in}}^{(1)}}{\omega_1}} \sin(\omega_{\text{in}}^{(1)} t) \right. \\ & \left. + |\alpha_{\text{in}}^{(2)}| \sqrt{\frac{\omega_{\text{in}}^{(2)}}{\omega_1}} \sin(\omega_{\text{in}}^{(2)} t + \phi) \right] \hat{X}, \end{aligned} \quad (17)$$



Supplementary Fig. 3. Energy levels in the region of the one-two-photon avoided level crossing obtained by diagonalizing three different Hamiltonians. The case with \hat{H}_s is the only one showing the avoided level crossing, proving that both the counter-rotating terms and the parity symmetry breaking are needed to achieve this effect.

where ϕ is the relative phase between the two tones, and we vary the intensity of the second tone at frequency $\omega_{\text{in}}^{(2)} = 2\omega_{\text{in}}^{(1)}$. In the second case, as shown in Fig. 4c,d of the main text, we vary the intensity of the first tone, with the phase factor inside the first driving term rather than the second one. Since in the device presented here, the left port corresponds to the input port, while the right one is the output port, throughout this article we define $\kappa_{\text{in}} \equiv \kappa_l$ and $\kappa_{\text{out}} \equiv \kappa_r$ (see Supplementary Fig. 1). The estimation of the number of photons is performed following the standard formula of a simple driven-dissipative harmonic oscillator. Although in the USC regime, this might slightly change, it provides a simple formula relating the input power with the mean number of photons in the resonator and helps for comparison with standard quantum optics architectures. Thus, the mean number of photons in the first (second) mode is evaluated as

$$\bar{n}_1 = 4 \frac{P_{\text{in}}^1 \kappa_{\text{in}}}{\omega_1 \Gamma_{1,0}^2}, \quad \bar{n}_2 = 4 \frac{P_{\text{in}}^2 \kappa_{\text{in}}}{\omega_2 \Gamma_{3,0}^2}. \quad (18)$$

Photonic transition matrix elements

Many peculiar behaviors of the circuit-QED system investigated here can be understood based on a few photonic transition matrix elements, describing the strength of transitions between the lowest energy levels of the system. We calculated them by direct numerical diagonalization of the Hamiltonian in Eq. (1) of the main text, after fixing parameters by fitting the experimental spectral lines in Fig. 2 of the main text. Supplementary Fig. 2 shows the calculated off-diagonal matrix elements $\langle E_j | \hat{\mathcal{X}} | E_k \rangle$ and $\langle E_j | \hat{X} | E_k \rangle$, as a function

of the flux offset, where $\hat{\mathcal{X}} = \hat{a}_1 + \hat{a}_1^\dagger + \hat{a}_2 + \hat{a}_2^\dagger$ and \hat{X} as in Supplementary Eq. (2). The eigenstates $|E_j\rangle$ of the Hamiltonian in Eq. (1) of the main text are sorted in ascending order so that $j > k$ for energy eigenvalues $\tilde{\omega}_j > \tilde{\omega}_k$. State $|E_1\rangle \equiv |1, 0\rangle \simeq |1, 0, g\rangle$ corresponds to the dressed one-photon (of mode $n = 1$) state. The impact of the hybridization of one- and two-photon states around the avoided-level crossing ($\delta\Phi_{\text{ext}} \approx -47 \text{ m}\Phi_0$) is evident. For small absolute values of the flux offset $|\delta\Phi_{\text{ext}}|$, $|E_2\rangle \simeq |2, 0, g\rangle$, and $|E_3\rangle \simeq |0, 1, g\rangle$, while in the opposite limit, after the avoided-level crossing, ($|\delta\Phi_{\text{ext}}| > 80 \text{ m}\Phi_0$), $|E_2\rangle \simeq |0, 1, g\rangle$, and $|E_3\rangle \simeq |2, 0, g\rangle$. The vertical dashed line indicates the degeneracy condition where SHG occurs. Note that at this flux offset ($\delta\Phi_{\text{ext}} \sim -47 \text{ m}\Phi_0$) $|X_{1,0}|^2 \sim 1.2$, $|X_{3,1}|^2 \sim 1.4$, while $|X_{3,0}|^2 \sim 0.8$. The one-two-photon strong coupling gives rise to a harmonic three-level Δ system ($|E_0\rangle$, $|E_1\rangle$, $|E_3\rangle$), where $\tilde{\omega}_3 - \tilde{\omega}_1 = \tilde{\omega}_1 - \tilde{\omega}_0$, with all transition matrix elements comparable and close to the standard matrix element for one-photon transitions in vacuum: $\langle 0 | \hat{a} | 1 \rangle = 1$. The matrix elements in Supplementary Fig. 2 enters in all the theoretical calculation displayed in this article and determines the observed nonlinear optical processes below the single-photon power level. Note that at $\delta\Phi_{\text{ext}} \sim -47 \text{ m}\Phi_0$ state $|E_3\rangle$ corresponds to the upper energy state $|\psi_+\rangle$ in the one-two-photon avoided level crossing, while $|E_2\rangle \equiv |\psi_-\rangle$ to the lower energy state.

Comparison with other Hamiltonians

It is useful to compare our model with other two cases. The first one without considering the parity symmetry breaking term, and the second one without including the counter-rotating terms. First, we express the original Hamiltonian in Eq. (1) of the main text using the basis where the qubit Hamiltonian is diagonal:

$$\hat{H}_s = \frac{\omega_q}{2} \hat{\sigma}_z + \sum_{n=1,2} [\omega_n a_n^\dagger a_n + g_n (a_n^\dagger + a_n) (-\sin(\theta) \hat{\sigma}_x + \cos(\theta) \hat{\sigma}_z)]. \quad (19)$$

Now, we can define the Hamiltonian \hat{H}'_s , obtained by neglecting the parity symmetry breaking term in the interaction part:

$$\hat{H}'_s = \frac{\omega_q}{2} \hat{\sigma}_z + \sum_{n=1,2} [\omega_n a_n^\dagger a_n - \sin(\theta) g_n (a_n^\dagger + a_n) \hat{\sigma}_x], \quad (20)$$

and the Jaynes-Cummings equivalent Hamiltonian

$$\hat{H}_s^{\text{JC}} = \frac{\omega_q}{2} \hat{\sigma}_z + \sum_{n=1,2} [\omega_n a_n^\dagger a_n - \sin(\theta) g_n (a_n^\dagger \hat{\sigma}_- + a_n \hat{\sigma}_+)]. \quad (21)$$

Supplementary Fig. 3 shows the energy levels of these three Hamiltonians, proving that both the parity symmetry breaking and the counter-rotating terms are needed

to achieve the avoided-level crossing (and thus the strong coupling between one and two photons).

* litf@tsinghua.edu.cn

[†] salvatore.savasta@unime.it

[‡] jqyou@zju.edu.cn

- [1] D. F. Walls and G. J. Milburn, *Quantum Optics*, 2nd ed. (Springer, 2008).
- [2] A. Settineri, V. Macrì, A. Ridolfo, O. Di Stefano, A. F. Kockum, F. Nori, and S. Savasta, Dissipation and thermal noise in hybrid quantum systems in the ultrastrong-coupling regime. *Phys. Rev. A*, **98**, 053834 (2018).