

Structured Packing in LLM Training Improves Long Context Utilization

Konrad Staniszewski^{*12} Szymon Tworowski^{*1} Sebastian Jaszczur¹² Yu Zhao³

Henryk Michalewski⁴

Łukasz Kuciński¹²⁵

Piotr Miłoś¹²⁵⁶

Abstract

Recent advancements in long-context large language models have attracted significant attention, yet their practical applications often suffer from suboptimal context utilization. This study investigates structuring training data to enhance semantic interdependence, demonstrating that this approach effectively improves context utilization. To this end, we introduce the Structured Packing for Long Context (SPLICE) method, which utilizes retrieval to collate mutually relevant documents into long and coherent training examples. We validate SPLICE empirically across models of varying sizes — 3B, 7B, and 13B — achieving improved performance in long-context tasks, such as Qasper and HotpotQA. Remarkably, even brief fine-tuning with SPLICE is sufficient to realize these benefits. Additionally, SPLICE effectively mitigates the ‘lost-in-middle’ phenomenon often observed in large models. Our comprehensive analysis of SPLICE explores its design choices and reveals intriguing transfer effects; for instance, training on programming code enhances performance on natural language tasks.

1 Introduction

Large language models (LLMs) [Brown et al., 2020, Chowdhery et al., 2022, Lewkowycz et al., 2022, OpenAI, 2023b, Bai et al., 2023] have transformed the field of AI. Recently, the field has observed the rise of long context Language Models (LCLMs) that promise to unveil novel and powerful capabilities [Anthropic, 2023, OpenAI, 2023a, Gemini Team, 2024]. However, their ability to process long context is not always as effective as one hopes for. Indeed, several studies have highlighted an important limitation: when processing prompts composed of multiple documents, LCLMs frequently encounter difficulties in accurately extracting relevant information [Tworowski et al., 2023, Liu et al., 2023, Shi et al., 2023a]. Additionally, they typically find it challenging to utilize information from the middle of their inputs [Liu et al., 2023], even on simple synthetic retrieval tasks [Li et al., 2023a]. Understanding these issues is vital for advancements in LCLM technologies and calls for systematic research.

In this work, we take a step towards better context utilization in LCLMs. We focus on training data, keeping other components, such as the architecture and training objectives, unchanged. The broad question is *how to organize training data to enhance long context capabilities?* Such perspective has received some attention recently [Levine et al., 2022, Chan et al., 2022, Shi et al., 2023b], but the problem is far from being solved. The central finding of this work is that *structuring training data to increase semantic interdependence is an effective strategy towards better long context utilization*. We achieve this by introducing and evaluating Structured Packing for Long Context (SPLICE), a method for creating training examples by using retrieval (e.g., BM25, Contriver or repository structure) to collate mutually relevant documents into a single training context.

¹University of Warsaw, ²Ideas NCBR, ³University of Edinburgh, ⁴Google DeepMind, ⁵Institute of Mathematics, Polish Academy of Sciences, ⁶deepsense.ai

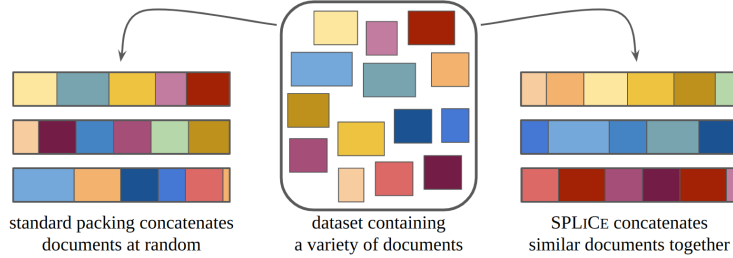


Figure 1: Training examples generated by the standard sampling procedure vs proposed by SPLICE. Similar colors indicate related documents, which could be found using a retrieval method (e.g., BM25 or contriver) or metadata (e.g., repository structure for code).

We empirically validate SPLICE showing that fine-tuning of OpenLLaMA 3Bv2, 7Bv2 [Geng and Liu, 2023] and CodeLlama 13B [Rozière et al., 2023] with mere 2B–6B tokens already brings substantial improvements in handling long context information in downstream tasks that require retrieval and in-context learning. These tasks include Qasper [Dasigi et al., 2021] from SCROLLS [Shaham et al., 2022], lost-in-the-middle benchmark [Liu et al., 2023], HotPotQA [Yang et al., 2018], TREC [Li and Roth, 2002, Hovy et al., 2001], and DBpedia [Lehmann et al., 2015]. We perform a comprehensive study of the design choices and properties of SPLICE, showing, in particular, that the acquired long context capabilities transfer between modalities, such as code and text. SPLICE also helps to retain and in some cases even improve performance on short context benchmarks like GSM8K [Cobbe et al., 2021], MMLU [Hendrycks et al., 2021] and TREC [Li and Roth, 2002, Hovy et al., 2001].

Our contributions can be summarized as follows:

- We comprehensively show that structuring training data is a viable way of improving the long context utilization of LLMs. To this end, we introduce SPLICE, a method for creating training examples by using retrieval to collate mutually relevant documents into a single training context.
- We fine-tune OpenLLaMA 3Bv2, OpenLLaMA 7Bv2 [Geng and Liu, 2023] and CodeLlama 13B [Rozière et al., 2023] using SPLICE, showing that it improves downstream performance on long context tasks.
- We present a thorough analysis of the design choices behind SPLICE, such as the number of retrieved documents and the order in which documents are merged into a training example.

2 Method

SPLICE is a method for constructing training examples that enhance the LLMs’ long context utilization. This translates to improved performance on a range of tasks like in-context learning, question answering, in-context information retrieval, and long-context language modeling.

Rationale and intuitions Capturing long-range dependencies is believed to enhance language modeling and retrieval-augmentation [Borgeaud et al., 2022]. However, it is an open question how to achieve such benefits in pre-training or fine-tuning. The primary difficulty comes from long-range dependencies being rare in training data [de Vries, 2023] and diminishing with distance. Thus, it is unlikely that a model will learn to utilize long context without more explicit guidance.

Recent studies indicate that structuring data, i.e., going beyond the i.i.d. paradigm, might be beneficial or even necessary to achieve good long-context performance. [Levine et al., 2022] develops a theory showing that the trained model establishes stronger dependencies between text segments in the same training example. Chan et al. [2022] indicates that specific distributional properties of the training data have a significant impact on the model’s in-context performance. Finally, concurrently to our work [Shi et al., 2023b] shows that pre-training on structured data improves the performance of LLMs.

SPLICE follows these intuitions. Namely, it constructs training examples by collating mutually relevant documents to increase the dependency density, thus allowing the model to learn to utilize

Algorithm 1 SPLICE training example construction

Input:

D : document corpus
 k : breadth hyper-parameter
 L : maximum length of returned training example
RETRIEVE: retrieval method to use, e.g., BM25
ORDER: ordering method, e.g., identity, or random shuffle

Output: training example consisting of concatenated documents

```
 $d_r \sim D$  {Sample the root document}  
 $D = D \setminus \{d_r\}$   
 $C = [d_r]$   
 $Q = \text{empty queue}$   
 $Q.\text{PUSH}(d_r)$   
while  $Q \neq \emptyset$  and  $\text{len}(C) \leq L$  do  
   $d = Q.\text{POP}()$   
   $d_1, \dots, d_k = \text{RETRIEVE}(d, k)$   
  {Retrieve top- $k$  most similar documents to  $d$  using a selected method, e.g., BM25}  
  for each  $d_i$  in  $d_1, \dots, d_k$  do  
    if  $d_i \in D$  then  
      {RETRIEVE uses a precomputed index and may return documents that are already in  $C$ }  
       $C = C.\text{APPEND}(d_i)$  {Append  $d_i$  to  $C$ }  
       $Q.\text{PUSH}(d_i)$   
       $D = D \setminus \{d_i\}$   
    end if  
  end for  
end while  
return  $\text{TRIM}(\text{ORDER}(C), L)$ 
```

long context. We provide additional insights into the distributional properties of SPLICE created data at the end of this section and in Appendix K.

Structured Packing for Long Context (SPLICE) SPLICE starts by picking a random document from the dataset to create a root of a tree and continues in a breadth-first manner, each time appending top- k similar documents from the corpus. The final sequence consists of the tree flattened according to a certain tree traversal strategy; see Algorithm 1.

The hyperparameter k introduces flexibility, enabling interpolation between different modes of retrieval. Specifically, when $k = 1$, SPLICE simulates a long document by creating a path of related examples. For larger k values, SPLICE generates examples akin to those used in retrieval-augmented models, e.g., [Borgeaud et al., 2022]. It is essential for the dataset to be well-curated to ensure the efficient functioning of SPLICE. For instance, maintaining a low duplication rate encourages the model to leverage long context beyond merely copying. In this work, we employ the StarCoder [Li et al., 2023b] dataset, which has been deduplicated using the pipeline described in [Allal et al., 2023].

Many possible retrieval methods can be used with SPLICE (RETRIEVE function in Algorithm 1). In our experiments, we test the following:

- **SPLICE_{REPO}**: based on additional meta-information about the data, that is the repository structure of the code (REPO): we concatenate files using a depth-first search algorithm on the directory structure, that is files from the same directory are grouped together. A similar method has been pioneered by [Wu et al., 2022] and proposed in [Shi et al., 2023b] as an interesting future direction.
- **SPLICE_{BM25}**: based on BM25 [Robertson and Zaragoza, 2009, Bassani, 2023], a standard retrieval method that uses a bag-of-words approach to rank documents based on their similarity to a query.
- **SPLICE_{CONT}**: based on Contriever-MSMARCO (CONT) [Izacard et al., 2022], a recently proposed retrieval method that uses a transformer to rank documents based on their similarity to a query.

Baselines One standard approach, commonly used in LLM training pipelines, is to randomly sample documents from the dataset and concatenate them to make training examples of a desired context.

This is known as example packing [Brown et al., 2020]. Another popular approach restricts sampled documents to the same meta-class (for example, Wikipedia article, source code) [Groeneveld et al., 2024, Zhao et al., 2024]. We compare SPLICE against both.

SPLICE computational efficiency Given the dataset sizes used in training LLMs, computational efficiency plays a non-trivial role. SPLICE_{REPO} is the fastest and easiest to implement but requires additional directory structure, i.e., it does not apply to general web data. SPLICE_{BM25} uses a bag of words BM25 method that lacks deeper semantic encoding. SPLICE_{CONT} requires calculating embeddings for each document and retrieval based on the vector inner-product. The latter step can be done efficiently using fast approximate inner-product search, e.g., Faiss [Johnson et al., 2017].

Burstiness SPLICE conjecturally falls into the framework presented in Chan et al. [2022], which shows that the distributional properties of the training data affect the in-context capabilities of transformer models. In particular, it indicates the importance of "burstiness", i.e., a flatter frequency distribution with a relatively higher mass on the rare, long-tail tokens appearing in a sequence. In Appendix K, we show that SPLICE increases the burstiness of the training data (measured in terms of Zipf’s coefficient of token frequency) compared to the example packing baseline.

3 Experiments

In this section, we show that SPLICE improves the long context performance of large-scale language models. To this end, we use 3B, 7B, and 13B parameter models and evaluate on tasks that test in-context learning (Section 3.2.1), question answering (Section 3.2.2), and in-context information retrieval capabilities (Section 3.2.3). Additionally, we provide perplexity results in Appendix E. Next, we show that SPLICE can improve the core model capabilities by testing the short context performance, see Section 3.2.5. Finally, in Section 3.3, we tune over 30 medium (270M parameters) models using different data mixtures and SPLICE parameters, to analyze its design choices.

An important finding of our work is that presented improvements occur during a relatively short, compared to pre-training, fine-tuning. To be more precise, 3B models were tuned on 5.4B tokens, whereas 7B and 13B models were tuned on 2B tokens. The 3B and 7B start from OpenLLaMAv2 [Geng and Liu, 2023] that was pre-trained on 1T tokens, the 13B parameter models start from CodeLlama [Rozière et al., 2023] that was pre-trained on 2.5T tokens.

3.1 Experimental setup

For 3B experiments, we continue training on a 50/50 mixture of RedPajama, prepared in the standard way, and C prepared using SPLICE_{BM25}. For 7B and 13B ones, we continue the training on a 50/25/25 mixture of RedPajama (50) prepared in the standard way, StackExchange (25) and C (25) prepared using SPLICE_{BM25}. StackExchange is part of RedPajama TogetherComputer [2023], and C data come from StarCoder [Li et al., 2023b]. Including the standard RedPajama aims to prevent the model from overfitting to artificially created long documents. We refer to Appendix A for a detailed description of the model architectures.

We train with 32K context length. We use a batch size of 256K tokens per step and the learning rate of $1.5e-5$ with linear warmup and cosine decay, following [Geng and Liu, 2023]. For 13B model we use batch of 512K tokens per step.

Regarding the context extensions method, we use FoT [Tworkowski et al., 2023], and the CodeLlama (CL) [Rozière et al., 2023] approach. More explicitly, we test **eight models**:

$$\{3B \text{ FoT}, 7B \text{ FoT}, 7B \text{ CL}, 13B \text{ FoT}\} \times \{\text{SPLICE}, \text{BASELINE}\},$$

where BASELINE denotes the standard (example packing) data preparation method where context is created by sampling random documents from the corpus and separating them with BOS/EOS tokens. We provide results regarding the within-domain sampling baseline in Appendix C.2. If not stated otherwise, in SPLICE we use $k = 1$ and the identity permutation as Order in the Algorithm 1. Hyperparameter details can be found in Appendix A.

3.2 Experimental results

3.2.1 In-Context learning

To evaluate the improvements of in-context learning abilities, we use TREC [Li and Roth, 2002, Hovy et al., 2001] and DBpedia [Lehmann et al., 2015], which are text classification tasks. For TREC, to test the long context utilization, we vary the number of in-context examples in $\{780, 1560\}$ (which correspond roughly to $\{16, 32\}$ K context length). We sample these examples multiple times and measure classification accuracy on the test set. In Table 1, we observe that SPLICE improves the average performance across different context lengths and model sizes. We follow a very similar protocol for DBpedia ($\{16, 32\}$ K context length corresponding to $\{190, 380\}$ in-context examples), confirming that SPLICE improves the context utilization. In Appendix I, we study the distribution of improvements with respect to the choice of the in-context examples, showing the stochastic domination of SPLICE over the baseline.

Table 1: We test the average classification performance on TREC [Li and Roth, 2002, Hovy et al., 2001]. We average across 50 sets of in-context examples for 3B models, 10 sets for 7B models, and 5 sets for 13B models. We use Δ [confidence interval] to denote the mean improvement and its 95% bootstrap confidence intervals (see Appendix I). For DBpedia, we average results across 40 sets of in-context examples for 3B and 7B models and 5 for 13B ones. Due to the size of the DBpedia evaluation dataset, for each set of in-context examples, we subsample a subset of 500 elements of the evaluation set.

Task		TREC			DBpedia		
Model	Context	BASELINE	SPLICE	Δ [conf interv]	BASELINE	SPLICE	Δ [conf interv]
3B _{FoT}	32K	73.9	79.3	5.4 [4.7, 6.2]	82.9	85.9	3.0 [2.6, 3.6]
	16K	68.9	76.9	8.0 [6.9, 9.3]	79.1	82.0	2.9 [2.5, 3.4]
7B _{FoT}	32K	75.6	79.4	3.8 [2.1, 5.1]	82.9	84.9	2.0 [1.5, 2.4]
	16K	74.0	79.0	5.0 [3.4, 6.0]	83.6	85.6	2.0 [1.5, 2.5]
7B _{CL}	32K	75.3	76.6	1.3 [0.8, 1.8]	95.1	95.6	0.5 [0.3, 0.6]
	16K	81.4	82.5	1.1 [0.2, 1.6]	96.2	96.4	0.2 [0.0, 0.3]
13B _{FoT}	32K	89.2	92.4	3.2 [2.6, 3.8]	95.6	96.0	0.4 [0.0, 0.8]
	16K	88.2	91.2	3.0 [1.9, 3.5]	95.8	96.8	1.0 [0.6, 1.5]

Table 2: We measure question answering over long input using Qasper [Dasigi et al., 2021] (2-shot setting) and HotPotQA [Yang et al., 2018] (10-shot setting). For Qasper, we use the implementation from Language Model Evaluation Harness [Gao et al., 2021]. For HotPotQA, we average results across 7 sets of in-context examples for 3B and 7B models and 2 for 13B ones, with Δ [confidence interval] denoting mean improvement and its 95% bootstrap confidence intervals. Note that in the 3B model case, despite using SPLICE for code data only, we still have improvements in non-code tasks.

Task		QASPER		HotPotQA			
Model	Context	BASELINE	SPLICE	Context	BASELINE	SPLICE	Δ [conf interv]
3B _{FoT}	32K	22.1	22.8	20K	29.7	29.6	-0.1 [-0.3, 0.1]
7B _{FoT}		22.8	23.1		26.0	27.3	1.3 [1.2, 1.5]
7B _{CL}		29.0	29.7		31.0	31.2	0.2 [0.1, 0.6]
13B _{FoT}		32.0	32.0		36.5	36.7	0.2 [0.1, 0.4]

3.2.2 Question answering

We also show that SPLICE models have improved question answering capabilities. To this end, we use Qasper [Dasigi et al., 2021] from SCROLLS [Shaham et al., 2022] and HotPotQA [Yang et al., 2018]. Qasper contains questions regarding research papers provided as a part of the input context. In Table 2, we observe that SPLICE improves the two-shot performance. Similarly, we observe improvements on HotPotQA, which tests the ability to aggregate knowledge across multiple

documents. We stress that those results measure few-shot performance, as neither of the datasets was used during training.

3.2.3 Lost in the middle

The key retrieval task introduced in [Liu et al., 2023] has become a routine diagnostic tool to study context capabilities. Specifically, the model is presented with a list of key-value pairs, which are 128-bit UUIDs, and is tasked to retrieve the value for a given key. Even though very simple, the task proved to be challenging for many open-source language models. Specifically, LMs tend to achieve better performance when the relevant information is either in the beginning or the end of the input context, while struggling in the middle. See Appendix D for the task details.

In Figure 2, we present the key retrieval performance of 7B models trained with CodeLlama [Rozière et al., 2023] context extension method. We note that despite relatively short tuning, SPLICE significantly helps on hard-to-retrieve positions (the position of the key in the range [25, 100]). We present more details in Appendix D.

3.2.4 Ordering of examples

We typically use the identity ordering as `Order` in Algorithm 1 to merge documents into a single context, as we found that in most cases, it performs best. In Appendix F, we found that random shuffling is slightly better in some cases. Specifically, this is the case of large 7B CodeLlama models, see Table Table 18. We hypothesize that random ordering forces the model to make use of the full space of the RoPE positional encoding. Whereas the identity ordering, also used in [Shi et al., 2023b], skews the model toward paying more attention to fragments of text that are not too far away. This suggests an interesting research direction on the intersection of data preparation and positional embeddings.

3.2.5 Short context evaluation

An undesirable side effect of fine-tuning for extended context (e.g., with SPLICE) could be performance degradation on shorter contexts. To test this, we evaluate the short context performance of our models using GSM8K [Cobbe et al., 2021], MMLU [Hendrycks et al., 2021] and TREC [Li and Roth, 2002, Hovy et al., 2001]. We present the results in Table 3. We note that for smaller models, both SPLICE and BASELINE show some short context degradation, whereas the larger 13B CodeLlama Model SPLICE brings significant improvements in short context performance on GSM8K (+1.7), TREC (+3.3) and maintains the MMLU performance. We provide an additional evaluation on code in Appendix L.

3.3 Detailed study with medium models

In Table 4 and Table 5, we present a comprehensive examination of the impact of document packing on long-context performance using 270M parameter models. Using the smaller size allows us to train over 30 models and, thus, more accurately estimate the impact of various design choices.

Training protocol Initially, we train with the 2K context length on 6.3B tokens from RedPajama [TogetherComputer, 2023]. Subsequently, we continue training using 1B tokens with the context extended to 32K on a mixture of the original RedPajama data [TogetherComputer, 2023] and long context data created using SPLICE/BASELINE. The amount of pre-training tokens is based on scaling laws from [Hoffmann et al., 2022] and constants calculated for GPT-like models in [Karpathy, 2022].

We employ the Focused Transformer (FoT) objective Tworowski et al. [2023] for context extension (unless stated otherwise). This approach is motivated by practical factors, viz. training with short context length expedites the process, while context scaling can be achieved by finetuning on a

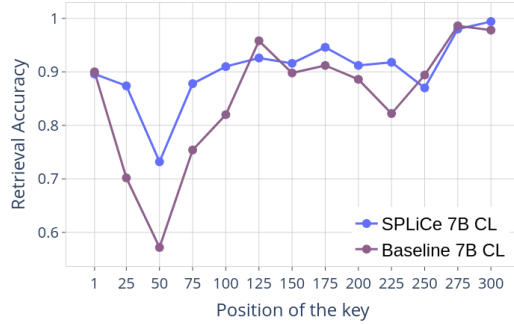


Figure 2: Key-value retrieval performance on a dictionary of 300 key-value pairs ($\approx 24K$ tokens). The 7B CL model trained with SPLICE achieves much higher accuracy on hard-to-retrieve positions in the middle. The details about this task can be found in Appendix D. Each position was evaluated using 500 examples.

Table 3: We evaluate our models on MMLU (5-shot), GSM8K (8-shot) and TREC (90-shot). We provide an additional comparison with their starting checkpoint. For 7B case, we additionally compare with a model tuned with 2k context length on the same data. For each task, we highlight best results up to 1 point.

Model	MMLU					GSM8K	TREC
	STEM	Humanities	Social	Other	Mean		
3B STARTING CHKPT	24.4	25.6	26.3	27.8	25.9	4.3	58.4
3B _{FoT} SPLICE	25.8	26.7	26.3	27.3	26.5	2.5	66.4
3B _{FoT} BASELINE	25.2	26.2	24.7	26.9	25.7	3.4	61.3
7B STARTING CHKPT	33.6	42.1	46.0	44.5	40.8	8.0	59.6
7B 2K TUNED	33.7	40.8	44.6	41.1	39.4	8.4	62.3
7B _{FoT} SPLICE	31.0	35.6	40.3	40.3	36.3	7.6	63.7
7B _{FoT} BASELINE	30.1	36.8	40.3	39.8	36.2	6.7	62.9
7B _{CL} SPLICE	32.7	38.8	37.8	38.0	36.5	5.9	59.1
7B _{CL} BASELINE	32.7	37.5	38.1	37.5	36.1	6.3	59.1
13B STARTING CHKPT	36.6	48.2	50.6	45.4	44.3	21.4	78.7
13B _{FoT} SPLICE	38.3	48.6	48.7	44.5	44.4	23.1	82.0
13B _{FoT} BASELINE	39.0	47.5	48.8	45.7	44.7	21.9	77.6

relatively small amount of tokens, as demonstrated by [Chen et al., 2023, Tworkowski et al., 2023]. Loosely inspired by [Ouyang et al., 2022, Rozière et al., 2023], in the latter phase, long context data (i.e., prepared with SPLICE) constitutes half of the mixture. We also check how SPLICE works with other context extension methods in Appendix B.2, and 64K context length in Appendix J.

Evaluation We measure perplexity on held-out portions of the arXiv [Azerbayev et al., 2022] and StarCoder [Li et al., 2023b] datasets employing a context length of 32K. The selection of these datasets is motivated by the fact that they can benefit from long-context information as demonstrated in [Chen et al., 2023, Li et al., 2023b]. For example, functions are often re-utilized, and similar terms are employed across papers. We exclude documents with fewer than 32K tokens and truncate those exceeding this length. In Appendix B.1 we evaluate our models using short context data confirming no performance degradation with respect to the base model. For information regarding the training and evaluation data, see Appendix G.

3.4 Summary of the results

Structuring data improves performance. We observe (see Tables 1–5) that all tested variants of SPLICE outperform BASELINE, often significantly, regardless of the training and eval dataset. This indicates that the structure of the data is important for long-context training.

The positive effects transfer between domains. We observe, see Tables 2 and 4, that the positive effects of SPLICE transfer between domains; when training on code and evaluating on Qasper/arXiv and when training on web data and evaluating on code. This is a very interesting effect, which indicates that training induces generic long-context capabilities. Following that, we conjecture that better data mixtures and synthetic long-context data could bring further benefits.

SPLICE improves the performance of various context extension methods SPLICE only changes the input structure, and conjecturally, it should work with any context extension method. Our main experiments use the Focused Transformer (FoT) approach [Tworkowski et al., 2023]. FoT extends the context only in a couple of attention layers and does not change the positional embeddings of the remaining layers. In Table 9 in Appendix B.2, we confirm that SPLICE integrates seamlessly with methods that extend the context in all layers. Specifically, we test adjusting Rotary Positional Encodings according to either the recipe as in CodeLlama [Rozière et al., 2023], or YaRN [Peng et al., 2023], or left without changes.

Training is stable. We prepared three subsets of the C code dataset and ran the tested methods on each of them. In Table 5, we report the mean perplexity and its standard deviation. We observe that the differences between the subsets are minimal, which indicates training stability and confirms the statistical significance of our results.

Table 4: Perplexity with an improvement over BASELINE highlighted in the subscript: $(\text{improvement over BASELINE})$. We fine-tune a 270M parameter model with 32K context on a 50/50 mixture of RedPajama (organized in a standard way) and long-context data C, C#, Python, Wikipedia, StackExchange prepared using a method of choice (SPLICE_{BM25}, SPLICE_{CONT}, SPLICE_{REPO}, BASELINE). BASELINE denotes organizing long-context data in the same way as RedPajama. SPLICE beats the BASELINE often by a large margin. The variants of SPLICE perform similarly, with SPLICE_{BM25} being slightly better. For detailed results, see Appendix B.3.

Altered Data	Method	arXiv		Code			Code & arXiv
			Haskell	Python	CUDA	All	
C	SPLICE _{BM25}	5.46 (.09)	3.20 (.17)	2.81 (.12)	2.22 (.11)	2.94 (.13)	3.10 (.13)
	SPLICE _{CONT}	5.48 (.07)	3.22 (.15)	2.82 (.11)	2.23 (.10)	2.96 (.11)	3.11 (.12)
	SPLICE _{REPO}	5.47 (.08)	3.22 (.15)	2.83 (.10)	2.24 (.09)	2.96 (.11)	3.12 (.11)
	BASELINE	5.55	3.37	2.93	2.33	3.07	3.23
C#	SPLICE _{BM25}	5.52 (.13)	3.33 (.25)	2.90 (.17)	2.46 (.19)	3.11 (.20)	3.26 (.20)
	SPLICE _{CONT}	5.53 (.12)	3.35 (.23)	2.91 (.16)	2.48 (.17)	3.12 (.19)	3.27 (.19)
	SPLICE _{REPO}	5.53 (.12)	3.35 (.23)	2.91 (.16)	2.49 (.16)	3.12 (.19)	3.27 (.19)
	BASELINE	5.65	3.58	3.07	2.65	3.31	3.46
Python	SPLICE _{BM25}	5.47 (.10)	3.25 (.21)	2.53 (.09)	2.41 (.15)	3.02 (.15)	3.17 (.15)
	SPLICE _{CONT}	5.49 (.08)	3.28 (.18)	2.53 (.09)	2.43 (.13)	3.03 (.14)	3.19 (.13)
	SPLICE _{REPO}	5.48 (.09)	3.27 (.19)	2.54 (.08)	2.44 (.12)	3.03 (.14)	3.18 (.14)
	BASELINE	5.57	3.46	2.62	2.56	3.17	3.32
Wikipedia	SPLICE _{BM25}	5.64 (.09)	3.82 (.15)	3.26 (.11)	2.87 (.13)	3.55 (.13)	3.68 (.13)
	SPLICE _{CONT}	5.65 (.08)	3.87 (.10)	3.30 (.07)	2.92 (.08)	3.59 (.09)	3.72 (.09)
	BASELINE	5.73	3.97	3.37	3.00	3.68	3.81
StackEX	SPLICE _{BM25}	5.07 (.07)	3.88 (.06)	3.32 (.04)	2.89 (.05)	3.60 (.05)	3.69 (.05)
	SPLICE _{CONT}	5.09 (.05)	3.91 (.03)	3.35 (.01)	2.93 (.01)	3.63 (.02)	3.73 (.01)
	BASELINE	5.14	3.94	3.36	2.94	3.65	3.74

Table 5: Perplexity fine-tune on a 50/50 data mixture of RedPajama and C code. We report the mean and standard deviation. Interestingly, training on the code data with SPLICE improves general long-context performance on arXiv.

Long Context Data	Method	arXiv		Code		Code & arXiv
				Python	All	
C	SPLICE _{BM25}	5.463 \pm .002		2.810 \pm .002	2.942 \pm .005	3.100 \pm .004
	SPLICE _{CONT}	5.477 \pm .005		2.824 \pm .001	2.957 \pm .006	3.115 \pm .006
	SPLICE _{REPO}	5.474 \pm .007		2.827 \pm .006	2.958 \pm .009	3.115 \pm .009
	BASELINE	5.550 \pm .002		2.931 \pm .008	3.073 \pm .006	3.228 \pm .005

4 Related work

There is an increasing number of works aiming to study the role of data in LLM training in detail. For instance, [Levine et al., 2022] developed a theory and demonstrated empirically that incorporating non-adjacent but semantically related sentences in training examples leads to better sentence embeddings and improves open-domain question-answering performance. Another work [Gu et al., 2023] introduced a pretraining framework grounded on the idea that text documents often include intrinsic tasks. They showed that this approach substantially boosts in-context learning. Additionally, there is existing work on training long-context language models using repository-level code data, such as [Wu et al., 2022]. Work [Chan et al., 2022] identifies the training data’s distributional properties that affect transformer models’ in-context capabilities. Similarly, Han et al. [2023] constructs small-scale data using an iterative gradient approach and shows that such data improve in-context performance.

Our methodology diverges from these works in several key ways. Firstly, we focus on the document-level context during the training phase and long context performance, as opposed to sentence-level [Levine et al., 2022] or paragraph-level [Gu et al., 2023] granularity. We demonstrate the

efficacy of our approach in large-scale language modeling, specifically with OpenLLaMA 3B, 7B, and CodeLlama 13B. Secondly, we construct a tree structure of related documents through BM25/Contriever-MSMARCO retrieval and linearize this structure to form long-context examples. This allows for greater control over example coherence compared to relying solely on natural data structures like repository-level code. The gradient-based method presented in Han et al. [2023] can be broadly associated with retrieval used in our work; however, it differs in scale and granularity.

Concurrently to our research, [Shi et al., 2023b] showed a method for preparing the training data that closely resembles SPLICE with default settings ($k = 1$ and the identity as `Order`). The key differences are that [Shi et al., 2023b] focuses on training from scratch while we aim to achieve long context capabilities with short and cheap fine-tuning. Next, we use longer context lengths, up to 32K tokens, whereas [Shi et al., 2023b] utilizes 8K. Finally, we provide detailed analysis regarding the design choices, such as the benefits of data reordering in Section 3.2.4 and different values of k in Appendix C.1.

5 Limitations and future work

We show that structuring the training data is a viable way of improving the model’s performance. The presented method, SPLICE, can be viewed as a general framework for organizing the documents into training examples. This opens multiple further research avenues.

Degree of relevance In this work, SPLICE constructed training examples by concatenating most matching documents (according to BM25/CONT/REPO). However, recent results of [Tworkowski et al., 2023] show that introducing unrelated data to the context may help the model learn better representations. We leave the study of how the choice of retriever (in particular, the ratio of related and unrelated documents) affects performance for future work.

In order to prepare the training data, SPLICE uses each document exactly once (we mask out each used document for further retrieval). However, it is possible that allowing some high-quality documents to occur more than once may be beneficial.

Retrieval granularity Another avenue for future work is to study the granularity of the pieces from which the training examples are constructed. In this work, we focus on the document-level granularity. However, it is possible to construct training examples from smaller pieces.

Other context extension methods In most cases, our models were trained for a long context using the methodology presented in [Tworkowski et al., 2023]. Additionally, we tested three popular context extension methods on a medium scale (Naive, YaRN, and CodeLlama) and tuned a large 7B model using the CodeLlama approach, preliminary confirming the applicability of SPLICE. However, we leave more detailed studies with other context extension methods to future work.

Other data sources One of the approaches to training long-context language models is to use conversational data [Li et al., 2023a]. This is complementary to our method. SPLICE can utilize data that already exists in vast quantities and can be easily applied to different types of text (like code, Wikipedia articles, or StackExchange questions and answers) to further increase the number of long-context examples. We leave researching how SPLICE integrates with other methods for preparing the long-context data as future work.

Data curation Using highly correlated samples has the potential to result in training instability. However, we noted no performance degradation during our experiments. We leave the study of how SPLICE integrates with different data types for the future.

6 Conclusions

In this work, we present SPLICE, a method of constructing training examples for long-context language models. It utilizes BM25/Contriever-MSMARCO to find relevant documents and feed them to the model in a structured manner. We show that SPLICE improves performance on downstream tasks and the language modeling abilities of LLMs. We further show that SPLICE can be used to improve long-context utilization of large-scale models using only short fine-tuning. We believe that our work indicates multiple interesting research directions for improving the performance of long-context language models with structured data.

Acknowledgments and Disclosure of Funding

We gratefully acknowledge that our research was supported with Cloud TPUs from Google’s TPU Research Cloud (TRC). We gratefully acknowledge Polish high-performance computing infrastructure PLGrid (HPC Centers: ACK Cyfronet AGH, CI TASK) for providing computer facilities and support within computational grant numbers PLG/2023/016265. Piotr Miłoś was supported by National Science Center Poland under the grant agreement 2019/35/O/ST6/03464.

References

- Loubna Ben Allal, Raymond Li, Denis Kocetkov, Chenghao Mou, Christopher Akiki, Carlos Munoz Ferrandis, Niklas Muennighoff, Mayank Mishra, Alex Gu, Manan Dey, Logesh Kumar Umapathi, Carolyn Jane Anderson, Yangtian Zi, Joel Lamy Poirier, Hailey Schoelkopf, Sergey Troshin, Dmitry Abulkhanov, Manuel Romero, Michael Lappert, Francesco De Toni, Bernardo García del Río, Qian Liu, Shamik Bose, Urvashi Bhattacharyya, Terry Yue Zhuo, Ian Yu, Paulo Villegas, Marco Zocca, Sourab Mangrulkar, David Lansky, Huu Nguyen, Danish Contractor, Luis Villa, Jia Li, Dzmitry Bahdanau, Yacine Jernite, Sean Hughes, Daniel Fried, Arjun Guha, Harm de Vries, and Leandro von Werra. Santacoder: don’t reach for the stars!, 2023.
- Anthropic. Model card and evaluations for claude models. Technical report, Anthropic, 2023. URL <https://www-files.anthropic.com/production/images/Model-Card-Claude-2.pdf>.
- Zhangir Azerbayev, Bartosz Piotrowski, and Jeremy Avigad. Proofnet: A benchmark for auto-formalizing and formally proving undergraduate-level mathematics problems. In *Advances in Neural Information Processing Systems 35, 2nd MATH-AI Workshop at NeurIPS’22*, 2022. URL <https://mathai2022.github.io/papers/20.pdf>.
- Jinze Bai, Shuai Bai, Yunfei Chu, Zeyu Cui, Kai Dang, Xiaodong Deng, Yang Fan, Wenbin Ge, Yu Han, Fei Huang, Binyuan Hui, Luo Ji, Mei Li, Junyang Lin, Runji Lin, Dayiheng Liu, Gao Liu, Chengqiang Lu, Keming Lu, Jianxin Ma, Rui Men, Xingzhang Ren, Xuancheng Ren, Chuanqi Tan, Sinan Tan, Jianhong Tu, Peng Wang, Shijie Wang, Wei Wang, Shengguang Wu, Benfeng Xu, Jin Xu, An Yang, Hao Yang, Jian Yang, Shusheng Yang, Yang Yao, Bowen Yu, Hongyi Yuan, Zheng Yuan, Jianwei Zhang, Xingxuan Zhang, Yichang Zhang, Zhenru Zhang, Chang Zhou, Jingren Zhou, Xiaohuan Zhou, and Tianhang Zhu. Qwen technical report, 2023.
- Elias Bassani. retriV: A Python Search Engine for the Common Man, May 2023. URL <https://github.com/AmenRa/retriV>.
- Sebastian Borgeaud, Arthur Mensch, Jordan Hoffmann, Trevor Cai, Eliza Rutherford, Katie Millican, George van den Driessche, Jean-Baptiste Lespiau, Bogdan Damoc, Aidan Clark, Diego de Las Casas, Aurelia Guy, Jacob Menick, Roman Ring, Tom Hennigan, Saffron Huang, Loren Maggiore, Chris Jones, Albin Cassirer, Andy Brock, Michela Paganini, Geoffrey Irving, Oriol Vinyals, Simon Osindero, Karen Simonyan, Jack W. Rae, Erich Elsen, and Laurent Sifre. Improving language models by retrieving from trillions of tokens. In *International Conference on Machine Learning, ICML 2022, 17-23 July 2022, Baltimore, Maryland, USA*, volume 162 of *Proceedings of Machine Learning Research*, pages 2206–2240. PMLR, 2022. URL <https://proceedings.mlr.press/v162/borgeaud22a.html>.
- Tom B. Brown, Benjamin Mann, Nick Ryder, Melanie Subbiah, Jared Kaplan, Prafulla Dhariwal, Arvind Neelakantan, Pranav Shyam, Girish Sastry, Amanda Askell, Sandhini Agarwal, Ariel Herbert-Voss, Gretchen Krueger, Tom Henighan, Rewon Child, Aditya Ramesh, Daniel M. Ziegler, Jeffrey Wu, Clemens Winter, Christopher Hesse, Mark Chen, Eric Sigler, Mateusz Litwin, Scott Gray, Benjamin Chess, Jack Clark, Christopher Berner, Sam McCandlish, Alec Radford, Ilya Sutskever, and Dario Amodei. Language models are few-shot learners. *CoRR*, abs/2005.14165, 2020. URL <https://arxiv.org/abs/2005.14165>.
- Stephanie Chan, Adam Santoro, Andrew K. Lampinen, Jane Wang, Aaditya Singh, Pierre H. Richemond, James L. McClelland, and Felix Hill. Data distributional properties drive emergent in-context learning in transformers. In *NeurIPS*, 2022.

- Mark Chen, Jerry Tworek, Heewoo Jun, Qiming Yuan, Henrique Ponde de Oliveira Pinto, Jared Kaplan, Harrison Edwards, Yuri Burda, Nicholas Joseph, Greg Brockman, Alex Ray, Raul Puri, Gretchen Krueger, Michael Petrov, Heidy Khlaaf, Girish Sastry, Pamela Mishkin, Brooke Chan, Scott Gray, Nick Ryder, Mikhail Pavlov, Alethea Power, Lukasz Kaiser, Mohammad Bavarian, Clemens Winter, Philippe Tillet, Felipe Petroski Such, Dave Cummings, Matthias Plappert, Fotios Chantzis, Elizabeth Barnes, Ariel Herbert-Voss, William Hebgen Guss, Alex Nichol, Alex Paino, Nikolas Tezak, Jie Tang, Igor Babuschkin, Suchir Balaji, Shantanu Jain, William Saunders, Christopher Hesse, Andrew N. Carr, Jan Leike, Joshua Achiam, Vedant Misra, Evan Morikawa, Alec Radford, Matthew Knight, Miles Brundage, Mira Murati, Katie Mayer, Peter Welinder, Bob McGrew, Dario Amodei, Sam McCandlish, Ilya Sutskever, and Wojciech Zaremba. Evaluating large language models trained on code. *CoRR*, abs/2107.03374, 2021. URL <https://arxiv.org/abs/2107.03374>.
- Shouyuan Chen, Sherman Wong, Liangjian Chen, and Yuandong Tian. Extending context window of large language models via positional interpolation, 2023.
- Aakanksha Chowdhery, Sharan Narang, Jacob Devlin, Maarten Bosma, Gaurav Mishra, Adam Roberts, Paul Barham, Hyung Won Chung, Charles Sutton, Sebastian Gehrmann, Parker Schuh, Kensen Shi, Sasha Tsvyashchenko, Joshua Maynez, Abhishek Rao, Parker Barnes, Yi Tay, Noam Shazeer, Vinodkumar Prabhakaran, Emily Reif, Nan Du, Ben Hutchinson, Reiner Pope, James Bradbury, Jacob Austin, Michael Isard, Guy Gur-Ari, Pengcheng Yin, Toju Duke, Anselm Levskaya, Sanjay Ghemawat, Sunipa Dev, Henryk Michalewski, Xavier Garcia, Vedant Misra, Kevin Robinson, Liam Fedus, Denny Zhou, Daphne Ippolito, David Luan, Hyeontaek Lim, Barret Zoph, Alexander Spiridonov, Ryan Sepassi, David Dohan, Shivani Agrawal, Mark Omernick, Andrew M. Dai, Thanumalayan Sankaranarayanan Pillai, Marie Pellat, Aitor Lewkowycz, Erica Moreira, Rewon Child, Oleksandr Polozov, Katherine Lee, Zongwei Zhou, Xuezhi Wang, Brennan Saeta, Mark Diaz, Orhan Firat, Michele Catasta, Jason Wei, Kathy Meier-Hellstern, Douglas Eck, Jeff Dean, Slav Petrov, and Noah Fiedel. Palm: Scaling language modeling with pathways, 2022.
- Karl Cobbe, Vineet Kosaraju, Mohammad Bavarian, Mark Chen, Heewoo Jun, Lukasz Kaiser, Matthias Plappert, Jerry Tworek, Jacob Hilton, Reiichiro Nakano, Christopher Hesse, and John Schulman. Training verifiers to solve math word problems, 2021.
- Pradeep Dasigi, Kyle Lo, Iz Beltagy, Arman Cohan, Noah A. Smith, and Matt Gardner. A dataset of information-seeking questions and answers anchored in research papers, 2021.
- Harm de Vries. In the long (context) run, 2023. URL <https://www.harmdevries.com/post/context-length>. Accessed: 2023-09-28.
- Leo Gao, Jonathan Tow, Stella Biderman, Sid Black, Anthony DiPofi, Charles Foster, Laurence Golding, Jeffrey Hsu, Kyle McDonell, Niklas Muennighoff, Jason Phang, Laria Reynolds, Eric Tang, Anish Thite, Ben Wang, Kevin Wang, and Andy Zou. A framework for few-shot language model evaluation, sep 2021. URL <https://doi.org/10.5281/zenodo.5371628>.
- Google Gemini Team. Gemini 1.5: Unlocking multimodal understanding across millions of tokens of context, 2024.
- Xinyang Geng. EasyLM: A simple and scalable training framework for large language models, March 2023. URL <https://github.com/young-geng/EasyLM>.
- Xinyang Geng and Hao Liu. Openllama: An open reproduction of llama, May 2023. URL https://github.com/openlm-research/open_llama.
- Dirk Groeneveld, Iz Beltagy, Pete Walsh, Akshita Bhagia, Rodney Kinney, Oyvind Tafjord, Ananya Harsh Jha, Hamish Ivison, Ian Magnusson, Yizhong Wang, Shane Arora, David Atkinson, Russell Authur, Khyathi Raghavi Chandu, Arman Cohan, Jennifer Dumas, Yanai Elazar, Yuling Gu, Jack Hessel, Tushar Khot, William Merrill, Jacob Morrison, Niklas Muennighoff, Aakanksha Naik, Crystal Nam, Matthew E. Peters, Valentina Pyatkin, Abhilasha Ravichander, Dustin Schwenk, Saurabh Shah, Will Smith, Emma Strubell, Nishant Subramani, Mitchell Wortsman, Pradeep Dasigi, Nathan Lambert, Kyle Richardson, Luke Zettlemoyer, Jesse Dodge, Kyle Lo, Luca Soldaini, Noah A. Smith, and Hannaneh Hajishirzi. Olmo: Accelerating the science of language models, 2024.

- Yuxian Gu, Li Dong, Furu Wei, and Minlie Huang. Pre-training to learn in context. In *Proceedings of the 61st Annual Meeting of the Association for Computational Linguistics (Volume 1: Long Papers)*, pages 4849–4870, Toronto, Canada, July 2023. Association for Computational Linguistics. doi: 10.18653/v1/2023.acl-long.267. URL <https://aclanthology.org/2023.acl-long.267>.
- Xiaochuang Han, Daniel Simig, Todor Mihaylov, Yulia Tsvetkov, Asli Celikyilmaz, and Tianlu Wang. Understanding in-context learning via supportive pretraining data, 2023.
- Dan Hendrycks, Collin Burns, Steven Basart, Andy Zou, Mantas Mazeika, Dawn Song, and Jacob Steinhardt. Measuring massive multitask language understanding, 2021.
- Jordan Hoffmann, Sebastian Borgeaud, Arthur Mensch, Elena Buchatskaya, Trevor Cai, Eliza Rutherford, Diego de Las Casas, Lisa Anne Hendricks, Johannes Welbl, Aidan Clark, Tom Hennigan, Eric Noland, Katie Millican, George van den Driessche, Bogdan Damoc, Aurelia Guy, Simon Osindero, Karen Simonyan, Erich Elsen, Jack W. Rae, Oriol Vinyals, and Laurent Sifre. Training compute-optimal large language models, 2022.
- Eduard Hovy, Laurie Gerber, Ulf Hermjakob, Chin-Yew Lin, and Deepak Ravichandran. Toward semantics-based answer pinpointing. In *Proceedings of the First International Conference on Human Language Technology Research*, 2001. URL <https://www.aclweb.org/anthology/H01-1069>.
- Gautier Izacard, Mathilde Caron, Lucas Hosseini, Sebastian Riedel, Piotr Bojanowski, Armand Joulin, and Edouard Grave. Unsupervised dense information retrieval with contrastive learning. *Trans. Mach. Learn. Res.*, 2022, 2022. URL <https://openreview.net/forum?id=jKN1pXi7b0>.
- Jeff Johnson, Matthijs Douze, and Hervé Jégou. Billion-scale similarity search with gpus, 2017.
- Jeff Johnson, Matthijs Douze, and Hervé Jégou. Billion-scale similarity search with GPUs. *IEEE Transactions on Big Data*, 7(3):535–547, 2019.
- Andrej Karpathy. nanogpt, 2022. URL <https://github.com/karpathy/nanoGPT>.
- Jens Lehmann, Robert Isele, Max Jakob, Anja Jentzsch, Dimitris Kontokostas, Pablo N. Mendes, Sebastian Hellmann, Mohamed Morsey, Patrick van Kleef, Sören Auer, and Christian Bizer. Dbpedia - A large-scale, multilingual knowledge base extracted from wikipedia. *Semantic Web*, 6(2):167–195, 2015. doi: 10.3233/SW-140134. URL <https://doi.org/10.3233/SW-140134>.
- Yoav Levine, Noam Wies, Daniel Jannai, Dan Navon, Yedid Hoshen, and Amnon Shashua. The inductive bias of in-context learning: Rethinking pretraining example design. In *The Tenth International Conference on Learning Representations, ICLR 2022, Virtual Event, April 25-29, 2022*. OpenReview.net, 2022. URL <https://openreview.net/forum?id=lnEaqbTJJRz>.
- Aitor Lewkowycz, Anders Johan Andreassen, David Dohan, Ethan Dyer, Henryk Michalewski, Vinay Venkatesh Ramasesh, Ambrose Slone, Cem Anil, Imanol Schlag, Theo Gutman-Solo, Yuhuai Wu, Behnam Neyshabur, Guy Gur-Ari, and Vedant Misra. Solving quantitative reasoning problems with language models. In Alice H. Oh, Alekh Agarwal, Danielle Belgrave, and Kyunghyun Cho, editors, *Advances in Neural Information Processing Systems*, 2022. URL <https://openreview.net/forum?id=IFXTZERXdm7>.
- Dacheng Li, Rulin Shao, Anze Xie, Ying Sheng, Lianmin Zheng, Joseph E. Gonzalez, Ion Stoica, Xuezhe Ma, and Hao Zhang. How long can open-source llms truly promise on context length?, June 2023a. URL <https://lmsys.org/blog/2023-06-29-longchat>.
- Raymond Li, Loubna Ben Allal, Yangtian Zi, Niklas Muennighoff, Denis Kocetkov, Chenghao Mou, Marc Marone, Christopher Akiki, Jia Li, Jenny Chim, Qian Liu, Evgenii Zheltonozhskii, Terry Yue Zhuo, Thomas Wang, Olivier Dehaene, Mishig Davaadorj, Joel Lamy-Poirier, João Monteiro, Oleh Shliazhko, Nicolas Gontier, Nicholas Meade, Armel Zebaze, Ming-Ho Yee, Logesh Kumar Umapathi, Jian Zhu, Benjamin Lipkin, Muhtasham Oblokulov, Zhiruo Wang, Rudra Murthy V, Jason Stiller, Siva Sankalp Patel, Dmitry Abulkhanov, Marco Zocca, Manan Dey, Zhihan Zhang, Nour Moustafa-Fahmy, Urvashi Bhattacharyya, Wenhao Yu, Swayam Singh, Sasha Luccioni, Paulo Villegas, Maxim Kunakov, Fedor Zhdanov, Manuel Romero, Tony Lee, Nadav Timor, Jennifer Ding, Claire Schlesinger, Hailey Schoelkopf, Jan Ebert, Tri Dao, Mayank

- Mishra, Alex Gu, Jennifer Robinson, Carolyn Jane Anderson, Brendan Dolan-Gavitt, Danish Contractor, Siva Reddy, Daniel Fried, Dzmitry Bahdanau, Yacine Jernite, Carlos Muñoz Ferrandis, Sean Hughes, Thomas Wolf, Arjun Guha, Leandro von Werra, and Harm de Vries. Starcoder: may the source be with you! *CoRR*, abs/2305.06161, 2023b. doi: 10.48550/arXiv.2305.06161. URL <https://doi.org/10.48550/arXiv.2305.06161>.
- Xin Li and Dan Roth. Learning question classifiers. In *COLING 2002: The 19th International Conference on Computational Linguistics*, 2002. URL <https://www.aclweb.org/anthology/C02-1150>.
- Nelson F. Liu, Kevin Lin, John Hewitt, Ashwin Paranjape, Michele Bevilacqua, Fabio Petroni, and Percy Liang. Lost in the middle: How language models use long contexts. *CoRR*, abs/2307.03172, 2023. doi: 10.48550/arXiv.2307.03172. URL <https://doi.org/10.48550/arXiv.2307.03172>.
- OpenAI. New models and developer products. OpenAI Blog, 2023a. URL <https://blog.salesforceairesearch.com/xgen-7b/>.
- OpenAI. Gpt-4 technical report, 2023b.
- Long Ouyang, Jeffrey Wu, Xu Jiang, Diogo Almeida, Carroll L. Wainwright, Pamela Mishkin, Chong Zhang, Sandhini Agarwal, Katarina Slama, Alex Ray, John Schulman, Jacob Hilton, Fraser Kelton, Luke Miller, Maddie Simens, Amanda Askell, Peter Welinder, Paul F. Christiano, Jan Leike, and Ryan Lowe. Training language models to follow instructions with human feedback. In Sanmi Koyejo, S. Mohamed, A. Agarwal, Danielle Belgrave, K. Cho, and A. Oh, editors, *Advances in Neural Information Processing Systems 35: Annual Conference on Neural Information Processing Systems 2022, NeurIPS 2022, New Orleans, LA, USA, November 28 - December 9, 2022*, 2022.
- Bowen Peng, Jeffrey Quesnelle, Honglu Fan, and Enrico Shippole. Yarn: Efficient context window extension of large language models, 2023.
- Stephen E. Robertson and Hugo Zaragoza. The probabilistic relevance framework: BM25 and beyond. *Found. Trends Inf. Retr.*, 3(4):333–389, 2009. doi: 10.1561/15000000019.
- Baptiste Rozière, Jonas Gehring, Fabian Gloeckle, Sten Sootla, Itai Gat, Xiaoqing Ellen Tan, Yossi Adi, Jingyu Liu, Tal Remez, Jérémy Rapin, Artyom Kozhevnikov, Ivan Evtimov, Joanna Bitton, Manish Bhatt, Cristian Canton Ferrer, Aaron Grattafiori, Wenhan Xiong, Alexandre Défossez, Jade Copet, Faisal Azhar, Hugo Touvron, Louis Martin, Nicolas Usunier, Thomas Scialom, and Gabriel Synnaeve. Code llama: Open foundation models for code, 2023.
- Uri Shaham, Elad Segal, Maor Ivgi, Avia Efrat, Ori Yoran, Adi Haviv, Ankit Gupta, Wenhan Xiong, Mor Geva, Jonathan Berant, and Omer Levy. Scrolls: Standardized comparison over long language sequences, 2022.
- Freda Shi, Xinyun Chen, Kanishka Misra, Nathan Scales, David Dohan, Ed H. Chi, Nathanael Schärli, and Denny Zhou. Large language models can be easily distracted by irrelevant context. In Andreas Krause, Emma Brunskill, Kyunghyun Cho, Barbara Engelhardt, Sivan Sabato, and Jonathan Scarlett, editors, *International Conference on Machine Learning, ICML 2023, 23-29 July 2023, Honolulu, Hawaii, USA*, volume 202 of *Proceedings of Machine Learning Research*, pages 31210–31227. PMLR, 2023a. URL <https://proceedings.mlr.press/v202/shi23a.html>.
- Weijia Shi, Sewon Min, Maria Lomeli, Chunting Zhou, Margaret Li, Rich James, Xi Victoria Lin, Noah A. Smith, Luke Zettlemoyer, Scott Yih, and Mike Lewis. In-context pretraining: Language modeling beyond document boundaries, 2023b.
- Jianlin Su, Yu Lu, Shengfeng Pan, Bo Wen, and Yunfeng Liu. Roformer: Enhanced transformer with rotary position embedding. *CoRR*, abs/2104.09864, 2021. URL <https://arxiv.org/abs/2104.09864>.
- TogetherComputer. Redpajama: An open source recipe to reproduce llama training dataset, April 2023. URL <https://github.com/togethercomputer/RedPajama-Data>.

- Hugo Touvron, Thibaut Lavril, Gautier Izacard, Xavier Martinet, Marie-Anne Lachaux, Timothée Lacroix, Baptiste Rozière, Naman Goyal, Eric Hambro, Faisal Azhar, et al. Llama: Open and efficient foundation language models. *arXiv preprint arXiv:2302.13971*, 2023.
- Szymon Tworowski, Konrad Staniszewski, Mikolaj Pacek, Yuhuai Wu, Henryk Michalewski, and Piotr Miłoś. Focused transformer: Contrastive training for context scaling. *NeurIPS 2023*, 2023.
- Ashish Vaswani, Noam Shazeer, Niki Parmar, Jakob Uszkoreit, Llion Jones, Aidan N. Gomez, Lukasz Kaiser, and Illia Polosukhin. Attention is all you need. *CoRR*, abs/1706.03762, 2017. URL <http://arxiv.org/abs/1706.03762>.
- Yuhuai Wu, Markus Norman Rabe, DeLesley Hutchins, and Christian Szegedy. Memorizing transformers. In *The Tenth International Conference on Learning Representations, ICLR 2022, Virtual Event, April 25-29, 2022*. OpenReview.net, 2022. URL <https://openreview.net/forum?id=TrjbxzRcnf->.
- Zhilin Yang, Peng Qi, Saizheng Zhang, Yoshua Bengio, William W. Cohen, Ruslan Salakhutdinov, and Christopher D. Manning. Hotpotqa: A dataset for diverse, explainable multi-hop question answering. In Ellen Riloff, David Chiang, Julia Hockenmaier, and Jun’ichi Tsujii, editors, *Proceedings of the 2018 Conference on Empirical Methods in Natural Language Processing, Brussels, Belgium, October 31 - November 4, 2018*, pages 2369–2380. Association for Computational Linguistics, 2018. doi: 10.18653/V1/D18-1259. URL <https://doi.org/10.18653/v1/d18-1259>.
- Yu Zhao, Yuanbin Qu, Konrad Staniszewski, Szymon Tworowski, Wei Liu, Piotr Miłoś, Yuxiang Wu, and Pasquale Minervini. Analysing the impact of sequence composition on language model pre-training, 2024.

A Architecture

The architecture of our models is based on LLaMA [Touvron et al., 2023], and the architectural details can be found in Table 6. Briefly speaking, our architecture is similar to the one introduced in [Vaswani et al., 2017] with a few standard changes. First, we use only the decoder without the encoder part. Secondly, we perform RMSNorm before the input of both the attention and feed-forward modules. Thirdly, we use the LLaMA FeedForward module. Additionally, we use Rotary Position Embedding [Su et al., 2021]. For context extension, we use Focused Transformer (FoT) [Tworkowski et al., 2023], CodeLlama [Rozière et al., 2023] (CL) and YaRN Peng et al. [2023]. Table 7 presents the details about both standard and long-context pretraining. We use AdamW as an optimizer, with $\beta_1 = 0.9$ and $\beta_2 = 0.95$.

Table 6: Architecture details. Focused Transformer context extension is applied in continued pretraining for 32K context and evaluation.

Parameter/Model Size	270M	3B	7B	13B
Vocab Size	32000	32000	32000	32016
Embedding Size	1024	3200	4096	5120
Num Attention Layers	12	26	32	40
Num Attention Heads	8	32	32	40
Head Size	128	100	128	128
MLP Hidden Size	4096	8640	11008	13824
FoT Context Extension Layers	[6, 9]	[6, 12, 18]	[8, 16, 24]	[12, 24, 36]

Each tuning experiment of 270M model was done using either a TPUv3-8 or TPUv4-8 machine and took around 10 hours. Tuning a 3B parameter model for 5.4B tokens with FoT took 40 hours on TPUv3-128. The 7B and 13B models were tuned on TPUv3-128.

Table 7: Training details. We pretrain a custom 270M parameter model and take a pretrained 3B/7B/ parameter OpenLLaMAv2 model [Geng, 2023] and 13B CodeLlama [Rozière et al., 2023] model. Subscript denotes that parameter was specific for a context extension method with FoT referring to [Tworkowski et al., 2023] and no-FoT to other methods (Naive, YaRN [Peng et al., 2023], CodeLlama [Rozière et al., 2023]).

Stage	Parameter/Model Size	270M	3B	7B	13B
Pretraining	Context	2K	2K	2K	16K
	Tokens	6.3B	1T	1T	2.5T
Long Context Tuning	Context	32K _{FoT} , 16K _{no-FoT}	32K	32K	32K
	Batch Size	128 _{FoT} , 16 _{no-FoT}	128	128 _{FoT} , 32 _{no-FoT}	128
	Start Learning Rate	5e-5	1.5e-5	1.5e-5	1.5e-5
	End Learning Rate	5e-6	1.5e-6	1.5e-6	1.5e-6
	Warmup Steps	250	1000	1000 _{FoT} , 200 _{no-FoT}	1000
	Tokens	1B	5.4B	2B	2B

B Additional results for 270M models

B.1 Short context evaluation

In Table 8, we assess the short context performance of 270M models from Section 3.3 and compare them against their starting checkpoint.

Table 8: 2K context perplexity evaluation of models from Section 3.3

Tune Dataset	Method	arXiv	Code				Code &
		Haskell	Python	CUDA	All	arXiv	
	STARTING CHKPT	10.80	13.40	6.00	5.00	7.17	7.40
Wikipedia	SPLICE _{BM25}	10.64	13.28	6.00	5.00	7.16	7.38
	SPLICE _{CONT}	10.60	13.24	5.99	4.99	7.14	7.36
	BASELINE	10.59	13.20	5.99	5.00	7.12	7.34
Stackexchange	SPLICE _{BM25}	9.28	12.94	5.91	4.89	7.05	7.19
	SPLICE _{CONT}	9.26	12.88	5.89	4.88	7.04	7.18
	BASELINE	9.24	13.00	5.91	4.90	7.07	7.21
C	SPLICE _{BM25}	10.76	12.10	5.55	3.78	6.24	6.52
	SPLICE _{CONT}	10.76	12.06	5.53	3.76	6.21	6.50
	BASELINE	10.73	11.96	5.49	3.68	6.16	6.44
	SPLICE _{REPO}	10.78	12.10	5.56	3.79	6.24	6.52
C#	SPLICE _{BM25}	10.86	12.74	5.73	4.67	6.72	6.98
	SPLICE _{CONT}	10.89	12.72	5.72	4.65	6.70	6.96
	BASELINE	10.83	12.73	5.70	4.65	6.69	6.95
	SPLICE _{REPO}	10.91	12.77	5.74	4.68	6.72	6.98
Python	SPLICE _{BM25}	10.75	12.33	4.12	4.44	6.38	6.65
	SPLICE _{CONT}	10.76	12.28	4.09	4.43	6.36	6.64
	BASELINE	10.72	12.19	3.98	4.40	6.33	6.61
	SPLICE _{REPO}	10.78	12.33	4.12	4.45	6.38	6.66

B.2 Different context extension methods

We test SPLICE with different context extension methods. In Table 9, we show that SPLICE brings improvements also when context is extended in all layers using the naive approach, the CodeLlama [Rozière et al., 2023], and [Peng et al., 2023] RoPe [Su et al., 2021] adjustment method.

Table 9: Perplexity (improvement over BASELINE) for training on a 50/50 data mixture of RedPajama, and C#. We check that SPLICE brings improvements when fine-tuning for the longer context (16K) using the method of CodeLlama [Rozière et al., 2023], YaRN [Peng et al., 2023], or left without changes (Naive), as opposed to FoT used in the other experiments. For details see Table 13.

RoPe scale	Method	arXiv	Code				Code & arXiv
			Haskell	Python	CUDA	All	
Naive	SPLICE _{BM25}	6.25 (.08)	4.84 (.19)	3.55 (.11)	2.84 (.12)	3.72 (.13)	3.88 (.12)
	SPLICE _{REPO}	6.25 (.08)	4.87 (.16)	3.56 (.10)	2.85 (.11)	3.74 (.11)	3.89 (.11)
	BASELINE	6.33	5.03	3.66	2.96	3.85	4.00
CL	SPLICE _{BM25}	5.74 (.02)	4.28 (.09)	3.22 (.05)	2.53 (.05)	3.34 (.06)	3.49 (.06)
	SPLICE _{REPO}	5.74 (.02)	4.28 (.09)	3.22 (.05)	2.54 (.04)	3.35 (.05)	3.50 (.05)
	BASELINE	5.76	4.37	3.27	2.58	3.40	3.55
YaRN	SPLICE _{BM25}	5.77 (.02)	4.32 (.10)	3.24 (.05)	2.55 (.06)	3.37 (.07)	3.52 (.06)
	SPLICE _{REPO}	5.77 (.02)	4.32 (.10)	3.24 (.05)	2.56 (.05)	3.38 (.06)	3.53 (.05)
	BASELINE	5.79	4.42	3.29	2.61	3.44	3.58

B.3 Detailed results

In this section, we extend results presented in Section 3.3. Details about the number of tokens used for evaluation can be found in Table 19.

Tables 10 and 11 show the results of training 270M parameter model for 32K context on a 50/50 mixture of RedPajama data (organized in a standard way) and code data organized using a specified method. Table 10 contains detailed results from training on C# and Python. Table 11 contains results on C averaged across three different subsets of C (for details about the construction of those subsets, see Appendix G). Both tables show that SPLICE outperforms the BASELINE by a significant margin.

The main advantage of SPLICE_{BM25}/SPLICE_{CONT} over the SPLICE_{REPO} approach is that it can also be used for non-structured data. Table 12 shows the detailed results of applying the SPLICE on non-code data. Note that training on non-code data allows us to improve the model perplexity on the arXiv dataset in comparison to the model trained on code.

Tables 13, 14 consider models trained with YaRN [Peng et al., 2023], CodeLlama [Rozière et al., 2023] and Naive (no adjustment to RoPE) context extension methods. Table 15 shows that a simple artificial extension of example length via random concatenation of documents (C source files) does not help.

Table 10: Perplexity results comparing different ways of organizing the same data. All runs started from the same 270M model with 2048 context and were trained for 32K context on a 50/50 mixture of RedPajama (organized in a standard way) and code organized in the mentioned ways. For details about training, please refer to Section 3.3.

Altered Train Data: C#				
Eval/Method	SPLICE _{BM25}	SPLICE _{CONT}	BASILINE	SPLICE _{REPO}
ArXiv	5.52	5.53	5.65	5.53
C	2.39	2.40	2.50	2.40
C++	2.60	2.61	2.74	2.62
CUDA	2.46	2.48	2.65	2.49
C#	1.82	1.82	1.90	1.82
Common Lisp	3.41	3.44	3.72	3.42
Dart	2.14	2.16	2.31	2.16
Emacs Lisp	8.41	8.46	8.85	8.41
Erlang	2.80	2.80	2.95	2.81
Fortran	3.68	3.71	4.05	3.72
Go	1.94	1.95	2.06	1.96
Groovy	3.01	3.03	3.25	3.04
Haskell	3.33	3.35	3.58	3.35
Java	2.09	2.10	2.22	2.10
Pascal	3.61	3.62	3.80	3.60
Python	2.90	2.91	3.07	2.91
Mean	3.26	3.27	3.46	3.27

Altered Train Data: Python				
Eval/Method	SPLICE _{BM25}	SPLICE _{CONT}	BASILINE	SPLICE _{REPO}
ArXiv	5.47	5.49	5.57	5.48
C	2.38	2.39	2.45	2.39
C++	2.61	2.63	2.71	2.63
CUDA	2.41	2.43	2.56	2.44
C#	1.98	1.99	2.06	2.00
Common Lisp	3.23	3.28	3.47	3.27
Dart	2.15	2.17	2.27	2.17
Emacs Lisp	7.94	7.98	8.28	7.93
Erlang	2.70	2.71	2.82	2.71
Fortran	3.42	3.46	3.72	3.46
Go	1.95	1.96	2.03	1.96
Groovy	2.97	2.99	3.13	2.99
Haskell	3.25	3.28	3.46	3.27
Java	2.12	2.12	2.20	2.13
Pascal	3.57	3.58	3.73	3.58
Python	2.53	2.53	2.62	2.54
Mean	3.17	3.19	3.32	3.18

Table 11: To check the statistical significance of our results, we prepare three subsets of C (details in Appendix G and train the models on a 50/50 mixture of RedPajama data (organized in the standard way) and C data organized using one of the methods. Note that the standard deviation is much lower than the perplexity improvements from using SPLICE.

Eval/Method	Altered Train Data: C			
	SPLICE _{BM25}	SPLICE _{CONT}	BASLINE	SPLICE _{REPO}
ArXiv	5.463 \pm 0.002	5.477 \pm 0.005	5.550 \pm 0.002	5.474 \pm 0.007
C	2.126 \pm 0.020	2.134 \pm 0.020	2.173 \pm 0.023	2.135 \pm 0.020
C++	2.396 \pm 0.004	2.403 \pm 0.002	2.467 \pm 0.001	2.403 \pm 0.006
CUDA	2.219 \pm 0.002	2.235 \pm 0.005	2.330 \pm 0.009	2.239 \pm 0.004
C#	1.939 \pm 0.000	1.948 \pm 0.001	2.016 \pm 0.004	1.949 \pm 0.002
Common Lisp	2.994 \pm 0.072	3.042 \pm 0.091	3.195 \pm 0.078	3.043 \pm 0.102
Dart	2.141 \pm 0.002	2.155 \pm 0.004	2.268 \pm 0.009	2.156 \pm 0.002
Emacs Lisp	7.857 \pm 0.017	7.851 \pm 0.020	8.098 \pm 0.027	7.840 \pm 0.019
Erlang	2.665 \pm 0.002	2.680 \pm 0.003	2.769 \pm 0.007	2.676 \pm 0.003
Fortran	3.306 \pm 0.010	3.335 \pm 0.010	3.554 \pm 0.010	3.333 \pm 0.012
Go	1.910 \pm 0.001	1.924 \pm 0.007	1.999 \pm 0.002	1.924 \pm 0.006
Groovy	3.009 \pm 0.001	3.026 \pm 0.006	3.147 \pm 0.013	3.025 \pm 0.007
Haskell	3.198 \pm 0.001	3.221 \pm 0.001	3.371 \pm 0.008	3.220 \pm 0.008
Java	2.075 \pm 0.002	2.086 \pm 0.001	2.161 \pm 0.006	2.085 \pm 0.005
Pascal	3.492 \pm 0.026	3.496 \pm 0.019	3.622 \pm 0.021	3.513 \pm 0.014
Python	2.810 \pm 0.002	2.824 \pm 0.001	2.931 \pm 0.008	2.827 \pm 0.006
Mean	3.100 \pm 0.004	3.115 \pm 0.006	3.228 \pm 0.005	3.115 \pm 0.009

Table 12: Perplexity results comparing different ways of organizing the same data. All runs started from the same 270M model with 2048 context and were trained for 32K context on a 50/50 mixture of RedPajama (organized in a standard way) and other data organized using one of the methods. For details about training, please refer to Section 3.3. Note that the model trained with SPLICE on StackExchange outperforms the one trained on code on arXiv evaluation, showing the benefits of SPLICE’s applicability to non-code data.

Altered Train Data: StackExchange			
Eval/Method	SPLICE _{BM25}	SPLICE _{CONT}	BASILINE
ArXiv	5.07	5.09	5.14
C	2.68	2.69	2.70
C++	3.02	3.04	3.06
CUDA	2.89	2.93	2.94
C#	2.27	2.28	2.29
Common Lisp	4.02	4.06	4.08
Dart	2.58	2.60	2.61
Emacs Lisp	9.55	9.67	9.69
Erlang	3.13	3.16	3.18
Fortran	4.28	4.34	4.38
Go	2.24	2.25	2.27
Groovy	3.62	3.66	3.68
Haskell	3.88	3.91	3.94
Java	2.43	2.45	2.45
Pascal	4.08	4.11	4.14
Python	3.32	3.35	3.36
Mean	3.69	3.73	3.74

Altered Train Data: Wikipedia			
Eval/Method	SPLICE _{BM25}	SPLICE _{CONT}	BASILINE
ArXiv	5.64	5.65	5.73
C	2.65	2.67	2.71
C++	2.98	3.01	3.07
CUDA	2.87	2.92	3.00
C#	2.22	2.24	2.29
Common Lisp	3.87	3.96	4.08
Dart	2.51	2.55	2.61
Emacs Lisp	9.38	9.45	9.63
Erlang	3.13	3.16	3.23
Fortran	4.23	4.32	4.49
Go	2.18	2.21	2.26
Groovy	3.49	3.55	3.67
Haskell	3.82	3.87	3.97
Java	2.39	2.41	2.46
Pascal	4.32	4.23	4.40
Python	3.26	3.30	3.37
Mean	3.68	3.72	3.81

Table 13: Perplexity results comparing different ways of organizing the same data for non-FoT models. All runs started from the same 270M model with 2048 context and were trained for 16K context on a 50/50 mixture of RedPajama (organized in a standard way) and C# code is organized in one of three ways.

Altered Train Data: C#			
Context 16K: CodeLlama			
Eval/Method	SPLICE _{BM25}	BASELINE	SPLICE _{REPO}
ArXiv	5.74	5.76	5.74
C	2.66	2.70	2.66
C++	2.79	2.83	2.79
CUDA	2.53	2.58	2.54
C#	1.91	1.93	1.91
Common Lisp	3.78	3.85	3.79
Dart	2.28	2.33	2.28
Emacs Lisp	8.29	8.41	8.30
Erlang	3.57	3.64	3.58
Fortran	3.93	4.01	3.95
Go	1.99	2.03	2.00
Groovy	2.95	3.01	2.96
Haskell	4.28	4.37	4.28
Java	2.31	2.35	2.31
Pascal	3.67	3.72	3.67
Python	3.22	3.27	3.22
Mean	3.49	3.55	3.50

Context 16K: YaRN			
Eval/Method	SPLICE _{BM25}	BASELINE	SPLICE _{REPO}
ArXiv	5.77	5.79	5.77
C	2.68	2.72	2.68
C++	2.81	2.85	2.81
CUDA	2.55	2.61	2.56
C#	1.92	1.94	1.92
Common Lisp	3.83	3.92	3.84
Dart	2.30	2.36	2.30
Emacs Lisp	8.37	8.52	8.38
Erlang	3.60	3.67	3.61
Fortran	3.97	4.06	3.99
Go	2.00	2.04	2.01
Groovy	2.98	3.03	2.98
Haskell	4.32	4.42	4.32
Java	2.33	2.37	2.33
Pascal	3.69	3.75	3.69
Python	3.24	3.29	3.24
Mean	3.52	3.58	3.53

Table 14: Perplexity results comparing different ways of organizing the same data for non-FoT models. All runs started from the same 270M model with 2048 context and were trained for 16K context on a 50/50 mixture of RedPajama with a Naive context extension method.

Eval/Method	Altered Train Data: C#		
	Context 16K: Naive		
	SPLICE _{BM25}	BASELINE	SPLICE _{REPO}
ArXiv	6.25	6.33	6.25
C	2.88	2.96	2.89
C++	3.04	3.13	3.05
CUDA	2.84	2.96	2.85
C#	2.04	2.08	2.04
Common Lisp	4.40	4.56	4.39
Dart	2.50	2.60	2.51
Emacs Lisp	9.25	9.46	9.25
Erlang	3.98	4.10	4.00
Fortran	4.56	4.79	4.59
Go	2.14	2.21	2.16
Groovy	3.27	3.39	3.28
Haskell	4.84	5.03	4.87
Java	2.52	2.60	2.53
Pascal	4.05	4.20	4.10
Python	3.55	3.66	3.56
Mean	3.88	4.00	3.89

Table 15: Perplexity results comparing different ways of organizing the same data. All runs started from the same 270M model with 2048 context and were trained for 32K context on a 50/50 mixture of RedPajama (organized in a standard way) and C code is organized in one of three ways.

Eval/Method	Altered Train Data: C		
	SPLICE _{BM25}	BASELINE	DOMRND
ArXiv	5.46	5.55	5.55
C	2.13	2.17	2.18
C++	2.40	2.47	2.47
CUDA	2.22	2.33	2.33
C#	1.94	2.02	2.02
Common Lisp	2.99	3.20	3.18
Dart	2.14	2.27	2.27
Emacs Lisp	7.86	8.10	8.09
Erlang	2.67	2.77	2.77
Fortran	3.31	3.55	3.56
Go	1.91	2.00	2.00
Groovy	3.01	3.15	3.15
Haskell	3.20	3.37	3.37
Java	2.07	2.16	2.16
Pascal	3.49	3.62	3.64
Python	2.81	2.93	2.93
Mean	3.10	3.23	3.23

C Ablations

C.1 SPLICE parameters

There are two important design choices related to SPLICE. First, how many related documents are retrieved in each step (the parameter k in Algorithm 1). Second, how the documents are ordered. Table 16 indicates that $k = 1$ is the best choice, though the differences are rather small. We found that changing the order of documents in training examples hardly matters for 270M models. We use ‘standard’, as ordered by Algorithm 1, the reversed order, and random shuffling.

Table 16: Ablation of SPLICE hyper-parameters. For each ablation, we have trained the same 270M parameter model using different data organization methods. Top- k corresponds to the number of descendants chosen in the RETRIEVE(d, k) step of the Algorithm 1. Reverse and shuffle correspond to the final order of examples C returned by the Algorithm 1 (reverse – the order of documents in C is reversed, shuffle – examples are shuffled).

Method	Top- k	Order	Code				
			C++	Haskell	Python	CUDA	All
SPLICE _{BM25}	top 1	standard	2.38	3.20	2.82	2.23	2.93
		reverse	2.38	3.21	2.82	2.23	2.93
	top 2	standard	2.39	3.23	2.84	2.24	2.95
		reverse	2.39	3.24	2.84	2.24	2.95
	top 3	standard	2.39	3.24	2.84	2.25	2.97
		reverse	2.39	3.25	2.84	2.25	2.96
		shuffle	2.40	3.24	2.84	2.25	2.96

We also evaluated the influence of BOS and EOS tokens on the performance of trained models. As both REPO and SPLICE methods concatenate documents to create training examples, they effectively slightly decrease the number of separating tokens compared to the BASELINE. However, in Appendix C.2 we included experiments showing that this has no impact on model performance.

C.2 Importance of separating tokens and in-domain sampling

We also evaluate the influence of BOS and EOS tokens on the performance. To be more precise, in all setups, training examples are separated by BOS and EOS tokens. As SPLICE methods concatenate documents to create training examples, they effectively increase the average example length and decrease the number of separating tokens. To check whether those methods do not simply benefit from the reduction in the number of BOS and EOS tokens and concatenation of documents from the same domain, we have trained a model on data prepared similarly as in SPLICE, but instead of most matching documents $\text{RETRIEVE}(d, k)$ returned random documents from the C dataset (sampling without replacement). The results are shown in Table 17. We note that the difference between the BASELINE and the random concatenation approach is small, and the random concatenation approach does not result in significant perplexity gains. When concatenating the documents, we concatenate them within the domain (C language in this case).

Table 17: Perplexity evaluation of two methods of organizing the data. BASELINE – example packing, document equals training example. DOMRND – concatenate documents within the domain into examples of length bounded by 120K characters. Training examples are then fed into the model and separated by BOS and EOS tokens. The difference is negligible, which suggests that the extension of example length in DOMRND does not help the model to utilize extended context. Experiments were performed using the 270M parameter model. We performed three runs on different subsets of C to provide mean and standard deviation. The training data is a 50/50 mixture of RedPajama, organized in a standard way, and C data, organized using a method of choice.

Altered Data	Method	arXiv	Code		Code & arXiv
			Python	All	
C	DOMRND	5.554 ± 0.004	2.931 ± 0.003	3.076 ± 0.005	3.231 ± 0.005
	BASELINE	5.550 ± 0.002	2.931 ± 0.008	3.073 ± 0.006	3.228 ± 0.005

D Key-Value retrieval task

Figure 2 shows how training on SPLiCe organized data improves the performance on the key-value retrieval task proposed in [Liu et al., 2023]. This is a zero-shot task in which a model is prompted with a JSON dictionary and asked to retrieve a value corresponding to a specified key. The structure of the input is showcased below.

Extract the value corresponding to the specified key in the JSON object below.

```
JSON data:
{"4ef217b7-6bc0-48c6-af35-2765f1e730f3": "068192b7-16b1-40e0-8495-61c63f979d50",
"cd6b8bdc-bc6c-4490-acb4-bc187a2dccba": "7364a26e-289f-4968-93d3-b273e882bdee",
"7d057372-4ab8-4811-8110-658c3f19fff4": "3ad075c5-b567-4201-85a7-cb31a0c91540",
"c62e192d-45e6-4646-bb88-1529c73256c9": "f0411644-1f6d-42a6-8af8-f06da66efc77",
"06134e93-e158-490e-a66c-8e3b98e12735": "50a26a36-d832-450c-8d6e-a4cc3d0ec0ab",
"3286f978-4270-4b54-8bfa-540d7e0772e6": "075cc716-1836-4f90-9be3-53e3d4ec6585",
"4701aa05-c523-4b89-9700-64ab9c37c537": "49d86354-74c4-4256-9b3a-35e6e2b80d00",
"c8895805-e574-4f13-9fe5-89da1d8c4748": "cc91af7f-8509-4bdc-bad7-2646af68e6d2"}
"4701aa05-c523-4b89-9700-64ab9c37c537":
```

We noted that FoT-trained models struggle with this task. This is probably due to the fact that they extend context only in a couple of layers, and the key-value retrieval task requires looking up and extracting a long sequence of letters and digits. Because of that, we evaluate FoT models with shorter dictionaries consisting of 75 key-value pairs (around 6K tokens) and show the results in Figures 3a, and 3b. For comparison, we also evaluate the 7B CL model with this context length and show the results in Figure 3c.

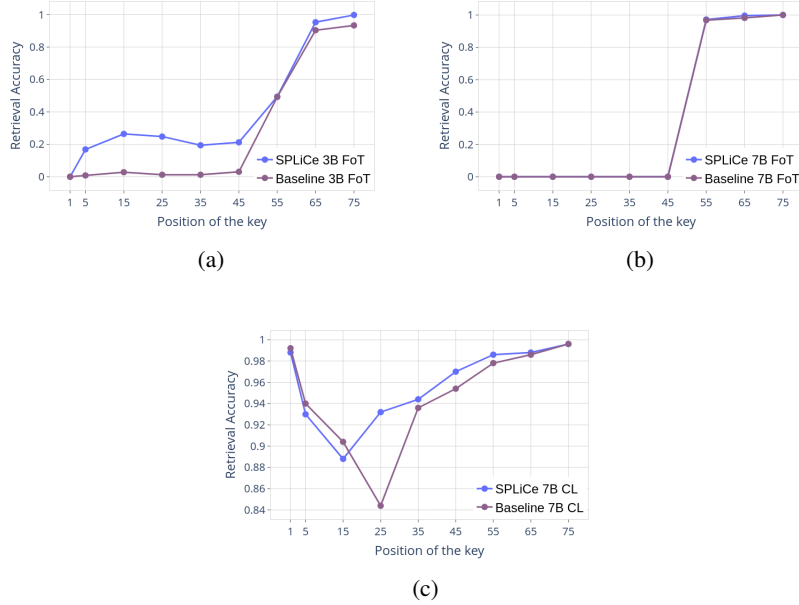


Figure 3: Performance on a smaller version of key-value retrieval task from [Liu et al., 2023]. We note that FoT models (a), (b) generally struggle to retrieve tokens that are only visible to a subset of layers with extended context. For comparison, we show the results with a model that has extended context in all layers (c) using CodeLlama [Rozière et al., 2023] method of context extension. Each position was evaluated using 500 examples.

E Perplexity improvements

In Figure 4 we present perplexity improvements of 3B FoT SPLICE_{BM25} over BASELINE. Figure 5 shows the evolution of SPLICE model perplexity during the training. We follow [Anthropic, 2023] and bucket perplexity by token positions in buckets of length 2^i up to 32768, and then average within the buckets. We average perplexity across arXiv, CUDA, Haskell, and CommonCrawl datasets.

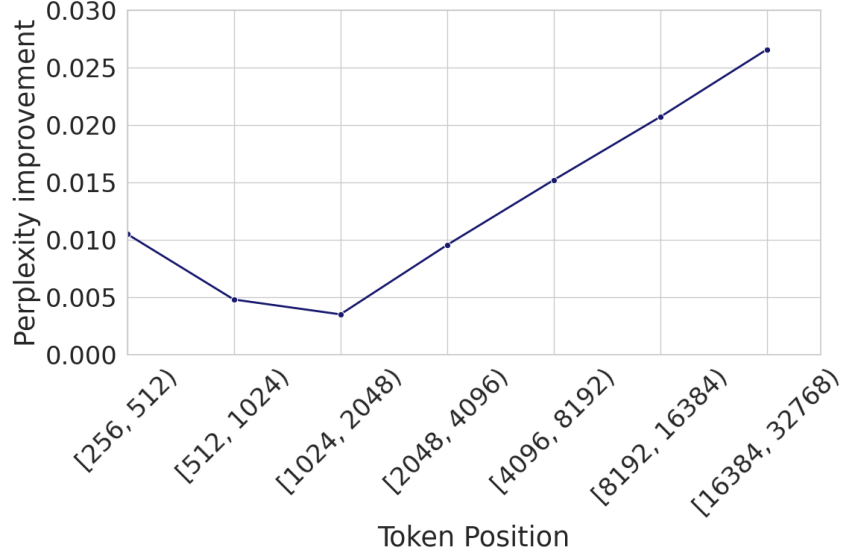


Figure 4: Perplexity improvement with SPLICE against the BASELINE of the final models (after 21k training steps). We bucket tokens by their positions in the document and calculate the average. Each dot is the difference of the averages of the SPLICE and BASELINE models. We observe that SPLICE has smaller perplexity, and the improvements tend to be larger for tokens further in the document.

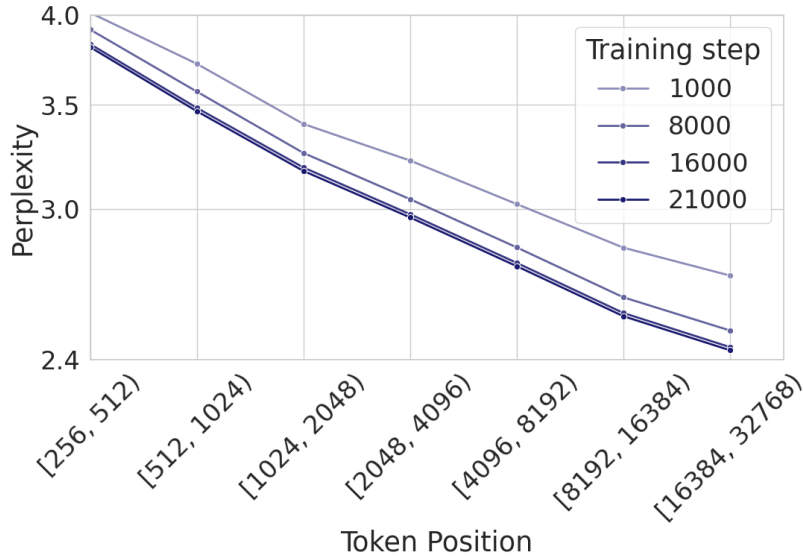


Figure 5: Evolution of the perplexity with SPLICE, as the model is trained on more tokens. See 4 for the difference with the baseline. As expected, SPLICE significantly improves perplexity for tokens whose positions are very distant in the sequence. Perplexity for more distant tokens improves more significantly compared to tokens in the beginning, early in the training.

F Shuffling

Table 18: Average classification performance on TREC [Li and Roth, 2002, Hovy et al., 2001]. We compare 7B CL model trained on SPLICE prepared data with different approaches to ordering the examples (different function `Order` in 1). SPLICE-*shuf* denotes the model trained on data that shuffled the documents randomly in context, for SPLICE-*no-shuf* `Order` was the identity function. We use \pm to denote the standard deviation. We decided to stick with the model trained with random shuffling as it has slightly better long-context performance and lower standard deviation.

TREC			
Model	Context length (# of examples)	SPLICE- <i>no-shuf</i>	SPLICE- <i>shuf</i>
7B CL	32K (1560)	76.0 \pm 2.5	76.6 \pm 1.9
	8K (380)	77.1 \pm 2.4	76.5 \pm 1.8

G Data preparation

G.1 Evaluation data

We have taken a random subset of arXiv from Proof-pile. For StarCoder data, we have downloaded up to 64GB of each of the mentioned language subsets and performed a random 85/15 split for languages that we train on.

When evaluating the perplexity of the model, we skip documents that are shorter than the model context and truncate documents that are longer than that. Table 19 shows the number of tokens over which the perplexity was calculated.

Table 19: Number of evaluation tokens in each of the considered datasets. For each context length c , we consider only documents that have not less than c tokens and extract the c tokens prefix.

Eval/Method	16K	32K	64K
ArXiv	16M	16M	16M
C	16M	16M	16M
C++	16M	16M	16M
CUDA	16M	14M	8M
C#	16M	16M	16M
Common Lisp	16M	16M	16M
Dart	16M	16M	16M
Emacs Lisp	16M	15M	9M
Erlang	16M	16M	12M
Fortran	16M	16M	16M
Go	16M	16M	16M
Groovy	11M	4M	2M
Haskell	16M	16M	15M
Java	16M	16M	16M
Pascal	16M	16M	16M
Python	16M	16M	16M

G.2 Train data

The StackExchange data was taken from the Proof-pile. To prepare the code train data, we take the StarCoder train splits mentioned in Section G.1, shuffle them, group the documents by the repository (documents from the same repository occur one after another), and split them into smaller packs. We also split repos larger than 25MB and filter out files that are longer than 30k characters. The

reason behind repo splitting is to avoid the situation where one repository occupies a significant portion of the data pack. We have noticed repos containing as many as 40K files and files as long as 11M characters. The character filtering is consistent with our method as we aim to improve the performance in a scenario that lacks high-quality long-context data. For C# and Python, only one pack is used to organize the data. For C, we have performed a run on three packs and provided results and standard deviation in Table 5. For large models, we run the methods on several packs and concatenate the results into a single dataset. For natural language datasets, we extract a random subset of documents.

H Faiss parameters

Our experiments with `SPLICECONT` utilize Faiss [Johnson et al., 2019] for fast approximate inner-product search. To be more precise, we use the "IVF8192,Flat" index that we train on 262144 examples coming from the dataset.

I Detailed accuracy improvements

The performance of in-context learning depends much on the choice of the in-context examples. To study this in more detail we study the following random variable

$$\Delta(c) = \text{ACC}_{\text{SPLICE}}(c) - \text{ACC}_{\text{BASELINE}}(c),$$

where $\text{ACC}_{\text{SPLICE}}(c)$, $\text{ACC}_{\text{BASELINE}}(c)$ are the accuracies of the model trained with `SPLICE` and `BASELINE` respectively on the random choice of in-context examples c . Below we report the histograms of $\delta(c)$. In Table 1 and Table 2 we report mean Δ and 95% confidence intervals as Δ [confidence interval].

Figure 6 shows additional details about accuracy improvements on TREC when considering different numbers of in-context examples.

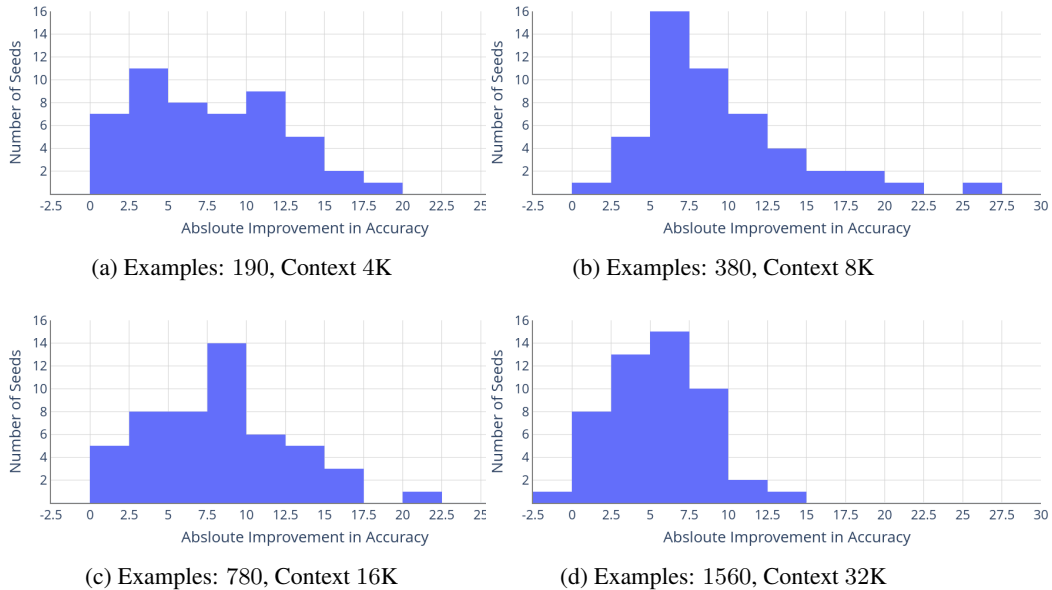


Figure 6: Histograms of accuracy improvement of `SPLICEBM25` over `BASELINE` on TREC question classification task. The results are obtained by comparing the accuracy on the test set of TREC of the 3B FoT model trained with `SPLICE` to the model trained with default data preparation method (`BASELINE`) across 50 sets of in-context examples. Each set of in-context examples consists of elements randomly sampled (without replacement) from the training subset of TREC. Note that the model trained with `SPLICE` is almost always better than the `BASELINE`.

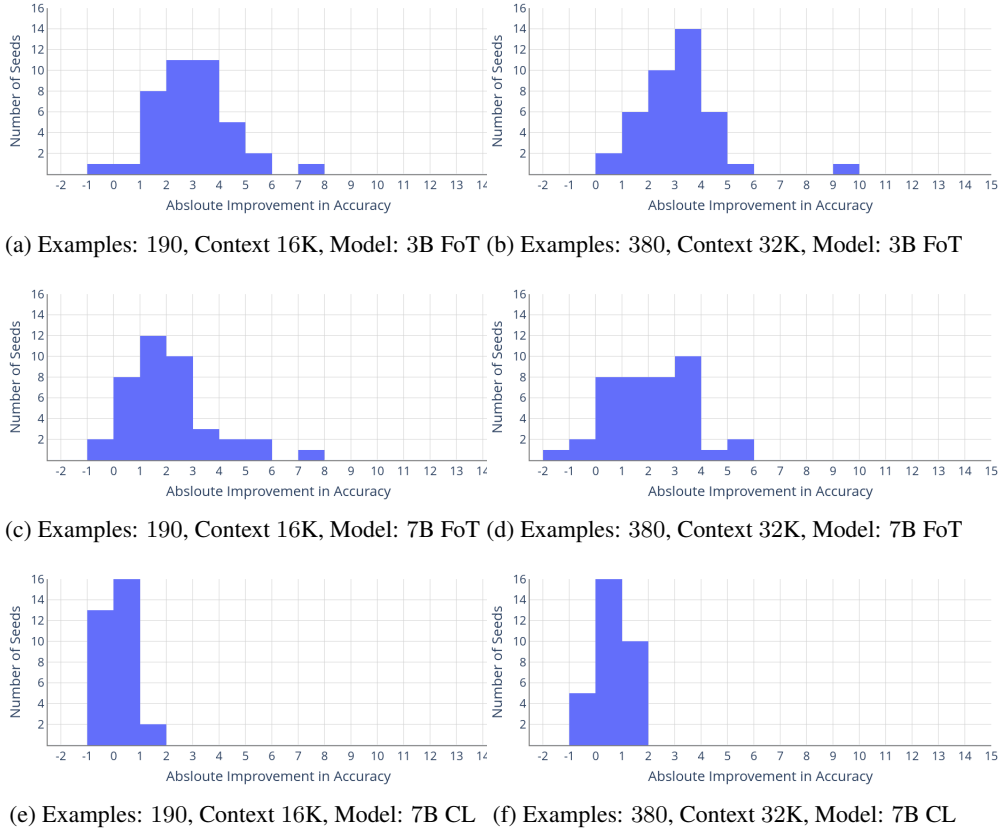


Figure 7: Histograms of accuracy improvement of `SPLICEBM25` over `BASELINE` on DBPedia. We sample 40 sets of in-context examples and, for each set of in-context examples, evaluate on a random 500 element subset of the DBPedia test set.

J Longer context

In Table 20, we present the perplexity results for 270M parameter models trained as described in Section 3.3 but with 2x larger context extension – context extended from 2K to 64K, instead of from 2K to 32K.

Table 20: Perplexity (improvement over `BASELINE`) for training on a 50/50 data mixture of RedPajama and C# code with longer 64K context.

Altered Data	Method	arXiv	Code				Code & arXiv
			Haskell	Python	CUDA	All	
C#	<code>SPLICE_{BM25}</code>	4.86 (.15)	2.60 (.19)	2.66 (.16)	2.32 (.19)	2.75 (.19)	2.88 (.19)
	<code>SPLICE_{CONT}</code>	4.88 (.13)	2.62 (.17)	2.67 (.15)	2.34 (.17)	2.77 (.17)	2.90 (.17)
	<code>SPLICE_{REPO}</code>	4.88 (.13)	2.62 (.17)	2.68 (.14)	2.35 (.16)	2.77 (.17)	2.90 (.17)
	<code>BASELINE</code>	5.01	2.79	2.82	2.51	2.94	3.07

K Data distribution property

Chan et al. [2022], Han et al. [2023] shows that the "burstiness" property of training data benefits a model's generalisation. Specifically, "burstiness" presents a flatter frequency distribution, with a relatively higher mass on the rare, long-tail tokens appearing in a sequence, which results in a lower

Zipf’s coefficient of token frequency. We also observe a burstiness property of data in SPLICE, as shown in Table 21.

Table 21: Zipf’s coefficient of token frequency on BASELINE and SPLICE. A lower Zipf’s coefficient represents a more significant burstiness property.

Training Data	Context Length	Method	Zipf’s Coefficient
C	2K	SPLICE _{BM25}	1.667 _(0.139)
		BASELINE	1.717 _(0.152)
StackEx	2K	SPLICE _{BM25}	1.836 _(0.088)
		BASELINE	1.865 _(0.074)
C	32K	SPLICE _{BM25}	1.512 _(0.055)
		BASELINE	1.593 _(0.025)
StackEx	32K	SPLICE _{BM25}	1.643 _(0.026)
		BASELINE	1.664 _(0.013)

L HumanEval

Table 22: We additionally evaluate our 7B and 13B parameter models on HumanEval [Chen et al., 2021]. For 7B models, all methods experience a decrease in performance, but SPLICE is better at maintaining short context performance. For 13B, both SPLICE and BASELINE increase the performance. We note that in our evaluation we do not use special tokens designed for CodeLlama 13B code completion. Instead, evaluate all models in the same way. Because of the different evaluation pipeline our results for STARTING CHECKPOINT are not the same as the ones presented in [Rozière et al., 2023].

Model	Method	Pass@1
7B	STARTING CHECKPOINT	12.9
7B _{FoT}	SPLICE	10.0
	BASELINE	9.1
7B _{CL}	SPLICE	8.5
	BASELINE	8.5
13B	STARTING CHECKPOINT	23.8
13B _{FoT}	SPLICE	27.4
	BASELINE	26.8