

# A Simple LLM Framework for Long-Range Video Question-Answering

Ce Zhang\* Taixi Lu\* Md Mohaiminul Islam Ziyang Wang

Shoubin Yu Mohit Bansal Gedas Bertasius

Department of Computer Science, UNC Chapel Hill

cezhang@cs.unc.edu, taixi@email.unc.edu

{mmiemon, ziyangw, shoubin, mbansal, gedas}@cs.unc.edu

<https://sites.google.com/cs.unc.edu/llovi>

## Abstract

We present LLoVi, a simple yet effective Language-based Long-range Video question-answering (LVQA) framework. Our method decomposes the short- and long-range modeling aspects of LVQA into two stages. First, we use a short-term visual captioner to generate textual descriptions of short video clips (0.5-8 seconds in length) densely sampled from a long input video. Afterward, an LLM aggregates the densely extracted short-term captions to answer a given question. Furthermore, we propose a novel multi-round summarization prompt that asks the LLM first to summarize the noisy short-term visual captions and then answer a given input question. To analyze what makes our simple framework so effective, we thoroughly evaluate various components of our framework. Our empirical analysis reveals that the choice of the visual captioner and LLM is critical for good LVQA performance. The proposed multi-round summarization prompt also leads to a significant LVQA performance boost. Our method achieves the best-reported results on the EgoSchema dataset, best known for very long-form video question-answering. LLoVi also outperforms the previous state-of-the-art by **10.2%** and **6.2%** on NExT-QA and IntentQA for LVQA. Finally, we extend LLoVi to grounded VideoQA, which requires both QA and temporal localization, and show that it outperforms all prior methods on NExT-GQA. Code is available at <https://github.com/CeeZh/LLoVi>.

## 1 Introduction

Recent years have witnessed remarkable progress in short video understanding (5-15s in length) (Wang et al., 2022a; Ye et al., 2023; Fu et al., 2021; Yang et al., 2022a; Wang et al., 2023g). However, extending these models to long videos (e.g., several minutes or hours in length) is not trivial due to the need for sophisticated long-range temporal reasoning capabilities. Most

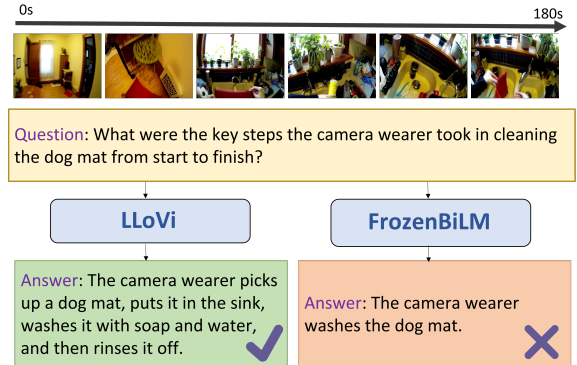


Figure 1: Comparison between LLoVi (ours) and the recent FrozenBiLM (Yang et al., 2022a) video QA method. Like most prior methods, FrozenBiLM is best suited for short-range video understanding. Thus, as illustrated in the figure, it fails to answer a question that requires reasoning about complex human activities in a long video. In comparison, our method effectively reasons over long temporal extents and produces a correct answer.

existing long-range video models rely on costly and complex long-range temporal modeling schemes, which include memory queues (Wu et al., 2022; Chen et al., 2020; Lee et al., 2021, 2018), long-range feature banks (Wu et al., 2019; Cheng and Bertasius, 2022; Zhang et al., 2021), space-time graphs (Hussein et al., 2019b; Wang et al., 2021), state-space layers (Islam and Bertasius, 2022; Islam et al., 2023; Wang et al., 2023a) and other complex long-range modeling modules (Hussein et al., 2019a; Bertasius et al., 2021; Yang et al., 2023).

Recently, Large Language Models (LLMs) have shown impressive capability for long-range reasoning on a wide range of tasks such as document understanding (Sun et al., 2023; Wang et al., 2023e; Gur et al., 2023) and long-horizon planning (Liu et al., 2023a; Hao et al., 2023; Song et al., 2023a). Motivated by these results in the natural language and decision-making domain, we explore using LLMs for long-range video question answering (LVQA). Specifically, we propose LLoVi, a sim-

ple yet effective language-based framework for long-range video understanding. Unlike prior long-range video models, our approach does not require specialized long-range video modules (e.g., memory queues, state-space layers, etc.) but instead uses a short-term visual captioner coupled with an LLM, thus exploiting the long-range temporal reasoning ability of LLMs. Our simple two-stage framework tackles the LVQA task by decomposing it into short and long-range modeling subproblems:

1. First, given a long video input, we segment it into multiple short clips and convert them into short textual descriptions using a pre-trained frame/clip-level visual captioner (e.g., BLIP2 (Li et al., 2023c), LaViLa (Zhao et al., 2023), LLaVA (Liu et al., 2023b)).
2. Afterwards, we concatenate the temporally ordered captions from Step 1 and feed them into an LLM (e.g., GPT-3.5, GPT-4, LLaMA) to perform long-range reasoning for LVQA.

To further enhance the effectiveness of our framework, we also introduce a novel multi-round summarization prompt that asks the LLM first to summarize the short-term visual captions and then answer a given question based on the LLM-generated video summary. Since the generated captions may be noisy or redundant, such a summarization scheme enables filtering out potentially distracting/irrelevant information and eliminating redundant sentences, which significantly improves the reasoning ability of the LLM for LVQA.

Additionally, we conduct an empirical study on EgoSchema to investigate the factors behind our framework’s success. Specifically, we study (i) the selection of a visual captioner, (ii) the choice of an LLM, (iii) the LLM prompt design, and (iv) optimal video processing configurations. Our key empirical findings include:

- Our newly proposed multi-round summarization prompt leads to the most significant boost in performance (+3.6%) among the prompts we have tried (e.g., Chain-of-Thought, Plan-and-Solve).
- GPT-4 as an LLM provides the best performance, while GPT-3.5 provides the best trade-off between the accuracy and the cost.
- LaViLa (Zhao et al., 2023) as a visual captioner produces best results (55.2%) followed by BLIP-2 (Li et al., 2023c) (50.6%) and EgoVLP (Qinghong Lin et al., 2022) (46.6%).
- Extracting visual captions from consecutive 1-second video clips of the long video input leads

to the best results. Also, extracting captions from sparsely sampled video clips leads to **8x** improved efficiency while still maintaining reasonable performance (2.0% accuracy drop).

We want to make it clear that LLoVi is not based on any complex or novel design choices. It is a simple, effective, and training-free method that outperforms all prior approaches on EgoSchema, NExT-QA, IntentQA, and NeXT-GQA, establishing a strong baseline for the LVQA task. We hope that our work will encourage the LVQA community to build on our work and use our thorough empirical insights to develop new LVQA models.

## 2 Related Work

**Long-range Video Understanding.** Modeling long-range videos (e.g., several minutes or longer) typically requires models with sophisticated temporal modeling capabilities, often leading to complex model design. LF-VILA (Sun et al., 2022) proposes a Temporal Window Attention (HTWA) mechanism to capture long-range dependency in long-form video. MeMViT (Wu et al., 2022) and MovieChat (Song et al., 2023b) adopt a memory-based design to store information from previously processed video segments. Several prior methods use space-time graphs (Hussein et al., 2019b; Wang et al., 2021) or relational space-time modules (Yang et al., 2023) to capture spatiotemporal dependencies in long videos. Lastly, the recently introduced S4ND (Nguyen et al., 2022), ViS4mer (Islam and Bertasius, 2022) and S5 (Wang et al., 2023a) use Structured State-Space Sequence (S4) (Gu et al., 2021) layers to capture long-range dependencies in the video. Unlike these prior approaches, we do not use any complex long-range temporal modeling modules but instead develop a simple and strong LLM-based framework for zero-shot LVQA.

**LLMs for Video Understanding.** The recent surge in large language models (LLMs) (Brown et al., 2020; OpenAI, 2023b; Touvron et al., 2023; Raffel et al., 2020; Chung et al., 2022; Tay et al., 2022) has inspired many LLM-based applications in video understanding. Methods like Socratic Models (Zeng et al., 2022) and VideoChat (Li et al., 2023e) integrate pretrained visual models with LLMs for extracting visual concepts and applying them to video tasks. Video ChatCaptioner (Chen et al., 2023) and ChatVideo (Wang et al., 2023b) leverage LLMs for video representation and dialog-based user interaction, respec-

tively. VidIL (Wang et al., 2022b) employs LLMs for adapting image-level models to video tasks using few-shot learning. Beyond short-term video understanding, the works in (Lin et al., 2023a; Chung and Yu, 2023; Bhattacharya et al., 2023) explored LLMs for long-range video modeling. The work in (Lin et al., 2023a) uses GPT-4 for various long-range video modeling tasks but lacks quantitative evaluation. Meanwhile, (Chung and Yu, 2023) focuses on movie datasets, requiring limited visual analysis (Mangalam et al., 2023) and mostly relying on non-visual speech/subtitle inputs. In contrast to these prior methods, we focus on the LVQA task and provide an extensive empirical analysis of various design choices behind our LLM framework.

**Video Question Answering.** Unlike image question-answering, video question-answering (VidQA) presents unique challenges, requiring both spatial and temporal reasoning. Most existing VidQA methods, either using pretraining-finetuning paradigms (Cheng et al., 2023; Lei et al., 2021; Yu et al., 2023), zero-shot (Yang et al., 2022b; Surís et al., 2023; Lin et al., 2023b; Yu et al., 2023), or few-shot learning (Wang et al., 2022b), focus on short-term video analysis (5-30s). To overcome the limitations of short-term VidQA, new benchmarks have been proposed: ActivityNet-QA (Yu et al., 2019), TVQA (Lei et al., 2018), How2QA (Yang et al., 2021), MovieQA (Tapaswi et al., 2016), and DramaQA (Choi et al., 2021) ranging from 100s to several minutes in video duration. Despite longer video lengths, the analysis in (Mangalam et al., 2023; Yang et al., 2020; Jasani et al., 2019) found that many of these benchmarks can be solved by analyzing only short clips (i.e., not requiring long-range video modeling) or by using pure text-only methods that ignore visual content. To address these issues, the EgoSchema benchmark (Mangalam et al., 2023) was recently introduced, requiring at least 100 seconds of video analysis and not exhibiting language-based biases.

**LLM Prompt Design.** With the emergence of LLMs, there has been an increasing research emphasis on LLM prompt design. The recent works in (Wei et al., 2022; Zhou et al., 2023; Schick and Schütze, 2020; Chen et al., 2022; Yao et al., 2022) explored prompting strategy in few-shot learning settings. To eliminate the need for extensive human annotations, (Kojima et al., 2022; Wang et al., 2023c,f) proposed zero-shot prompting methods. Subsequent research (Zhou et al., 2022; Zhang

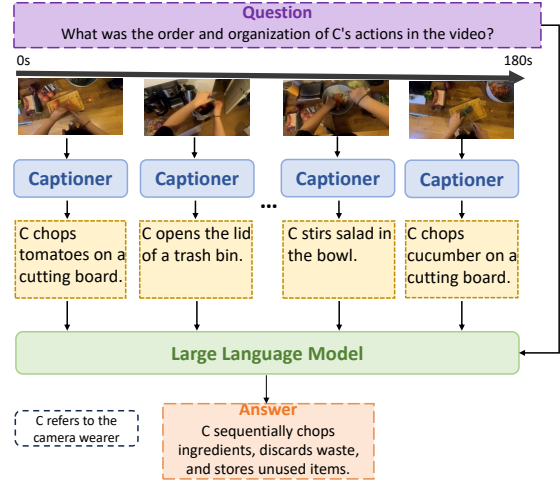


Figure 2: An illustration of LLoVi, our simple LLM framework for long-range video question-answering (LVQA). We use Large Language Models (LLMs) like GPT-3.5 and GPT-4 for their long-range modeling capabilities. Our method involves two stages: first, we use short-term visual captioners (e.g., LaViLa, BLIP2) to generate textual descriptions for brief video clips (0.5s-8s). Then, an LLM aggregates these dense, short-term captions for long-range reasoning required for LVQA. This simple approach yields impressive results, demonstrating LLMs’ effectiveness in LVQA.

et al., 2022; Pryzant et al., 2023) has concentrated on the automatic refinement of prompts. Instead, we propose a multi-round summarization LLM prompt for handling long, noisy, and redundant textual inputs describing video content for LVQA.

### 3 Method

Our method, LLoVi, decomposes LVQA into two subtasks: 1) short-term video clip captioning and 2) long-range text-based video understanding. Our decomposed LVQA framework brings several important advantages. First, our approach is simple as it does not rely on complex/specialized long-range video modeling operators (e.g., memory queues, state-space layers, space-time graphs, etc.). Second, our framework is training-free, which makes it easy to apply it to LVQA in zero-shot settings. Third, our framework enables us to leverage the strong existing short-term visual captioners (e.g., LaViLa, LLaVA) and powerful zero-shot LLMs (e.g., GPT-3.5, GPT-4, LLaMA). Fourth, our method is highly flexible, i.e., it can incorporate various visual captioners and LLMs, and also benefit from future improvements in visual captioning/LLM model design. Figure 2 presents a detailed illustration of our high-level approach. Be-

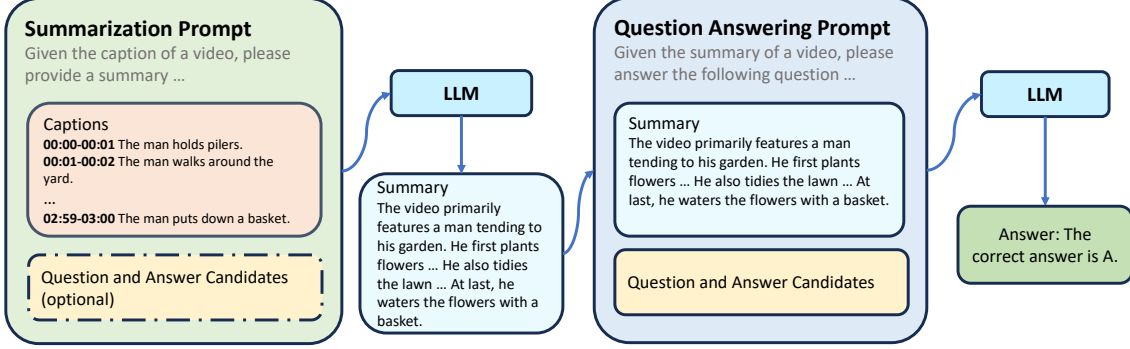


Figure 3: An illustration of our multi-round summarization prompt that first asks an LLM to summarize the noisy short-term visual captions (first round of prompting) and then answer a given question about the video based on the LLM-generated summary (second round of prompting). Our results indicate that such a multi-round prompting strategy significantly boosts LVQA performance compared to standard prompting techniques (+5.8%).

low, we provide details about each component of our framework.

### 3.1 Short-term Video Clip Captioning

Given a long untrimmed video input  $V$ , we first segment it into  $N_v$  non-overlapping short video clips  $v = \{v_m\}_{m=1}^{N_v}$ , where  $v_m \in \mathbb{R}^{T_v \times H \times W \times 3}$  and  $T_v, H, W$  are the number of frames, height and width of a short video clip respectively. Afterward, we feed each video clip  $v_m$  into a pre-trained short-term visual captioner  $\phi$ , which produces textual captions  $c_m = \phi(v_m)$ , where  $c_m = (w_1, \dots, w_{L_m})$  and  $w_i$  represents the  $i$ -th word in caption  $c_m$  of length  $L_m$ . Note that our model is not restricted to any specific visual captioning model. Our experimental section demonstrates that we can incorporate various video (LaViLa (Zhao et al., 2023), EgoVLP (Qinghong Lin et al., 2022), and image (BLIP-2 (Li et al., 2023d)) captioning models. Next, we describe how our extracted short-term captions are processed by an LLM.

### 3.2 Long-range Reasoning with an LLM

We want to leverage foundational LLMs for holistic long-range video understanding. Formally, given short-term visual captions  $\{c_m\}_{m=1}^{N_v}$  for all  $N_v$  short video clips, we first concatenate the clip captions into the full video captions  $C = [c_1, \dots, c_{N_v}]$  in the same order as the captions appear in the original video. Afterward, the concatenated video captions  $C$  are fed into an LLM for long-range video reasoning. Specifically, given the concatenated video captions  $C$ , the question  $Q$ , and the answer candidates  $A$ , we prompt the LLM to select the correct answer using the following prompt template: “Please provide a single-letter answer

( $A, B, C, D, E$ ) to the following multiple-choice question  $\{Q\}$ . You are given language descriptions of a video. Here are the descriptions:  $\{C\}$ . Here are the choices  $\{A\}$ .”. The full prompt is included in the Supplementary Material.

Our experiments in Section 4.3 suggest that this simple approach works surprisingly well for LVQA. However, we also discovered that many modern LLMs (e.g., GPT-3.5, LLaMA) may struggle when provided with long ( $>1K$  words), noisy, and potentially redundant/irrelevant caption sequences. To address these issues, we investigate more specialized LLM prompts that ask an LLM first to summarize the noisy short-term visual captions (first round of prompting) and then answer a given question about the video (second round of prompting). Specifically, we formulate such a multi-round prompt as follows: given the video captions  $C$ , the question  $Q$ , and the answer candidates  $A$ , instead of directly feeding the  $\{C, Q, A\}$  triplet into LLM for LVQA, we first ask the LLM to provide a summary of the captions in the first round, which we denote as  $S$  using the following prompt template: “You are given language descriptions of a video:  $\{C\}$ . Please give me a  $\{N_w\}$  word summary.”  $N_w$  denotes the desired number of words in the summary  $S$ . Afterward, during the second round of prompting, instead of using the captions  $C$ , we use the summary  $S$  as input for the LLM to select one of the answer candidates. Conceptually, such a prompting scheme is beneficial, as the LLM-generated summary  $S$  filters out irrelevant/noisy information from the initial set of captions  $C$ , making LLM inputs for the subsequent QA process more succinct and cleaner. A detailed illustration of our multi-round prompt is shown in Figure 3.

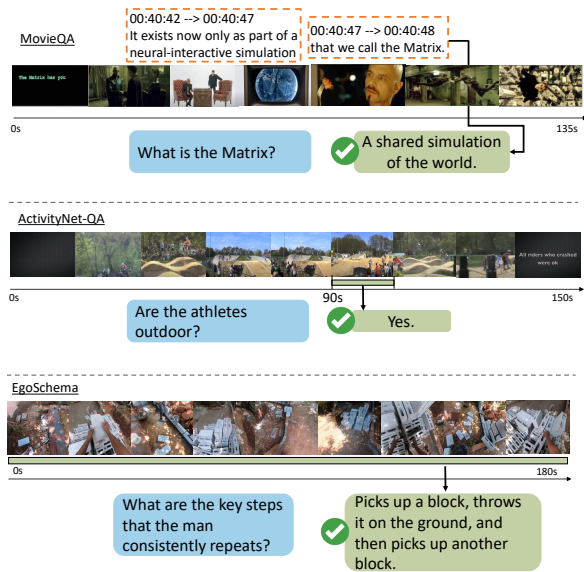


Figure 4: **An illustration of prior LVQA dataset limitations.** **Top:** An example from MovieQA (Tapaswi et al., 2016). The model can use the provided subtitle information to answer a question while ignoring visual cues in a video. **Middle:** An example from the ActivityNet-QA Dataset (Yu et al., 2019). Despite long video inputs, the model only needs to analyze a short 1s video clip to answer the question. **Bottom:** An example from the EgoSchema Dataset (Mangalam et al., 2023). The model must analyze visual cues from the video to answer a given question without relying on additional textual inputs (e.g., speech, subtitles).

### 3.3 Implementation Details

For the experiments on EgoSchema, we use LaViLa (Zhao et al., 2023) as our captioner. We segment each video into multiple 1s clips, resulting in a list of consecutive clips that cover the entire video. We use GPT-3.5 as the LLM on EgoSchema. For NExT-QA, IntentQA, and NExT-GQA, we use CogAgent (Hong et al., 2024) as the visual captioner and GPT-4 as the LLM. We downsample the videos to 0.5 FPS and prompt CogAgent to generate captions for each frame. More details are provided in the Supplementary Material.

## 4 Experiments

### 4.1 Datasets and Metrics

Unlike short-term video question-answering, long-range video question-answering (LVQA) lacks robust and universally agreed-upon benchmarks. As shown in Figure 4, many prior LVQA benchmarks either exhibit significant language biases, or do not require long-range video modeling capabilities. To address these limitations, recent work intro-

Captioner	Caption Type	Ego4D Pre-training	Acc. (%)
EgoVLP (Qinghong Lin et al., 2022)	clip-level	✓	46.6
LLaVA (Liu et al., 2023b)	frame-level	✗	45.2
BLIP-2 (Li et al., 2023d)	frame-level	✗	50.6
LaViLa (Zhao et al., 2023)	clip-level	✓	<b>55.2</b>
Oracle	clip-level	-	66.0

Table 1: **Accuracy of our framework with different visual captioners.** LaViLa visual captioner achieves the best results, outperforming other clip-level (e.g., EgoVLP, VideoBLIP) and image-level (e.g., BLIP-2) captioners. We also observe that the Oracle baseline using ground truth captions greatly outperforms all other variants, suggesting that our framework can benefit from the future development of visual captioners.

duced **EgoSchema** (Mangalam et al., 2023), a new long-range video question-answering benchmark consisting of 5K multiple choice question-answer pairs spanning 250 hours of video and covering a wide range of human activities. By default, our experiments are conducted on the validation set of 500 questions (referred to as the EgoSchema Subset). The final comparison is done on the full test set of 5K EgoSchema questions. We use QA accuracy (i.e., the percentage of correctly answered questions) as our evaluation metric. Additionally, we also perform zero-shot LVQA experiments on three commonly-used LVQA benchmarks: **NExT-QA** (Xiao et al., 2021), **IntentQA** (Li et al., 2023a), and **NExT-GQA** (Xiao et al., 2023). Detailed dataset information and metrics can be found in the Supplementary Material.

### 4.2 Empirical Study on EgoSchema

We first study the effectiveness of different components within our LLoVi framework, including (i) the visual captioner, (ii) the LLM, (iii) the optimal video processing configurations, and (iv) the LLM prompt design. The experiments are conducted on the EgoSchema Subset. We discuss our empirical findings below. We also include additional experiments in the Supplementary Material.

#### 4.2.1 Visual Captioning Model

In Table 1, we study the effectiveness of various clip-level video captioners, including LaViLa (Zhao et al., 2023) and EgoVLP (Qinghong Lin et al., 2022). In addition to video captioners, we also try the state-of-the-art image captioners, BLIP-2 (Li et al., 2023c) and LLaVA-1.5 (Liu et al., 2023b). Lastly, to study the upper bound of our visual captioning results, we include the ground truth Oracle captioning baseline obtained from the

LLM	Model Size	Acc. (%)
Mistral (Jiang et al., 2023)	7B	50.8
Llama3-8B (Touvron et al., 2023)	8B	52.2
Llama3-70B (Touvron et al., 2023)	70B	56.8
GPT-3.5 (OpenAI, 2023a)	175B	55.2
GPT-4 (OpenAI, 2023b)	1.8T	<b>61.2</b>

Table 2: **Accuracy of our framework with different LLMs.** GPT-4 achieves the best accuracy, suggesting that stronger LLMs perform better in LVQA. However, we use GPT-3.5 for most of our experiments due to the best accuracy and cost tradeoff.

Ego4D dataset. All baselines in Table 1 use similar experimental settings, including the same LLM model, i.e., GPT-3.5. The results are reported as LVQA accuracy on the EgoSchema Subset. Table 1 suggests that LaViLa provides the best results, outperforming BLIP-2, EgoVLP, and LLaVA. We also observe that despite not being pre-trained on Ego4D (Grauman et al., 2022), BLIP-2 performs reasonably well (**50.6%**) and even outperforms a strong Ego4D-pretrained baseline, EgoVLP. Lastly, the Oracle baseline with ground truth captions outperforms LaViLa captions by a large margin (**10.8%**). This shows that our method can benefit from future improvements in captioning models.

In addition to our quantitative analysis, we also observed that our framework with the LaViLa captioner demonstrates basic Person Re-Identification capabilities when the video involves simple interactions among people. We visualize these results in our Supplementary Material.

#### 4.2.2 Large Language Model

In Table 2, we analyze the performance of our framework using different LLMs while fixing the visual captioner to be LaViLa. Our results indicate that GPT-4 achieves the best performance (**61.2%**), followed by Llama3-70B (**56.8%**) and GPT-3.5 (**55.2%**). Thus, stronger LLMs (GPT-4) are better at long-range modeling, as indicated by a significant margin in LVQA accuracy between GPT-4 and all other LLMs (**>4.4%**). We also observe that despite having a much smaller number of parameters, Llama3-8B (**52.2%**) and Mistral-7B (**50.8%**) still achieve competitive performance. Due to the high cost of GPT-4 and the large computational resource requirements of Llama3-70B, we use GPT-3.5 for most of our experiments unless noted otherwise.

#### 4.2.3 Video Processing Configurations

Clip length and sample rate are important hyperparameters for sampling short video clips from long

Clip length (s)	1	2	4	8
Acc. (%)	<b>55.2</b>	54.8	53.4	53.4

Table 3: **Analysis of different clip length.** We divide the input long video into consecutive clips of different length. The highest accuracy is achieved when the clips are shortest, while performance diminishes as clip length increases. This indicates that splitting long videos into shorter segments, particularly 1-second clips, is the most efficient approach.

Clip sampling rate	1	1/2	1/4	1/8
Acc. (%)	<b>55.2</b>	55.2	54.6	53.2

Table 4: **Analysis of sparse video clip sampling.** We divide the input long video into consecutive 1s short clips and study the effect of different clip sampling rates. Sampling clips every 1s achieves the best performance while sampling clips every 8s achieves the best efficiency (**8x**) with only **2.0%** accuracy drop. This suggests that we can effectively control the accuracy-efficiency trade-off of our framework by varying the clip sampling rate.

video inputs for visual captioning. In this section, we explore the influence of clip length and clip sampling rate on our framework.

**Clip Length.** In Table 3, we explore how LVQA performance is influenced by different clip length. We divide the long video into consecutive clips of different length and report the corresponding LVQA accuracy. From the table, we can see that our framework achieves the best accuracy when the clip length is the shortest. As the clip length increases, the performance drops. This suggests that dividing long videos into consecutive 1s short clips is the most effective strategy.

**Clip Sampling Rate.** In Table 4, we explore how LVQA performance is influenced by different clip sampling rate on EgoSchema. Specifically, we divide the input long video into consecutive 1s short clips and change the clip sampling rate to see how LVQA performance changes accordingly. From the table, we can see that sampling one clip every 1s leads to the highest accuracy. Sampling one clip every 8s (i.e., the clip sampling rate of 1/8) achieves **8x** efficiency while the accuracy drops by only **2.0%**. This indicates that we can effectively control the accuracy and efficiency tradeoff of our method by sampling video clips more sparsely.

#### 4.2.4 LLM Prompt Analysis

In this section, we (1) analyze several variants of our summarization-based prompt (described in Sec-

Prompt Type	Standard	(C) $\rightarrow$ S	(C, Q) $\rightarrow$ S	(C, Q, A) $\rightarrow$ S
Acc. (%)	55.2	55.0	<b>58.8</b>	54.8

Table 5: **Different variants of our multi-round summarization prompt.** Our results indicate that the (C, Q)  $\rightarrow$  S variant that takes concatenated captions  $C$  and a question  $Q$  for generating a summary  $S$  works the best, significantly outperforming (+3.6%) the standard prompt. This confirms our hypothesis that additional inputs in the form of a question  $Q$  enable the LLM to generate a summary  $S$  tailored to a given question  $Q$ .

tion 3), and (2) experiment with other commonly used prompt designs, including Zero-shot Chain-of-Thought (Zero-shot CoT) (Wei et al., 2022) and Plan-and-Solve (Wang et al., 2023c). Below, we present a detailed analysis of these results.

**Multi-round Summarization Prompt.** Given a concatenated set of captions  $C$ , an input question  $Q$ , and a set of candidate answers  $A$ , we can use several input combinations to obtain the summary  $S$ . Thus, here, we investigate three distinct variants of obtaining summaries  $S$ :

- (C)  $\rightarrow$  S: the LLM uses caption-only inputs  $C$  to obtain summaries  $S$  in the first round of prompting.
- (C, Q)  $\rightarrow$  S: the LLM uses captions  $C$  and a question  $Q$  as inputs for generating summaries  $S$ . Having additional question inputs is beneficial as it allows the LLM to generate a summary  $S$  specifically tailored for answering an input question  $Q$ .
- (C, Q, A)  $\rightarrow$  S: the LLM takes captions  $C$ , a question  $Q$ , and the answer candidates  $A$  as its inputs to produce summaries  $S$ . Having additional answer candidate inputs enables the LLM to generate a summary  $S$  most tailored to particular question-answer pairs.

In Table 5, we explore the effectiveness of these three prompt variants. We observe that while the (C)  $\rightarrow$  S and the (C, Q, A) variant  $\rightarrow$  S perform similarly to the standard baseline, the (C, Q)  $\rightarrow$  S variant greatly outperforms the standard baseline by 3.6%. Compared with (C)  $\rightarrow$  S, (C, Q)  $\rightarrow$  S incorporates a given question as the input and thus leads to a big boost in LVQA performance. This confirms our earlier intuition that having additional question  $Q$  inputs enables the LLM to generate a summary  $S$  specifically tailored for answering that question. However, adding answer candidates  $A$  as additional inputs (i.e., the (C, Q, A)  $\rightarrow$  S variant) leads to a drop in performance (-4.0%) compared

Prompting Technique	Acc. (%)
Standard	55.2
Plan-and-Solve (Wang et al., 2023c)	55.2
Chain-of-Thought (Wei et al., 2022)	57.8
Ours	<b>58.8</b>

Table 6: **Comparison with commonly used prompting techniques.** The ‘‘Standard’’ means a standard LVQA prompt (see Section 3). Our multi-round summarization prompt performs best.

with the (C, Q)  $\rightarrow$  S variant. We conjecture that this might happen because the candidate answers  $A$  in EgoSchema are often very long, and thus, they may mislead/distract the LLM into generating a suboptimal summary  $S$ .

**Comparison with Commonly Used Prompts.** Next, in Table 6, we compare our multi-round summarization prompt with other commonly used prompts such as Zero-shot Chain-of-Thought (Wei et al., 2022) and Plan-and-Solve (Wang et al., 2023c). Our results indicate that our multi-round summarization prompt achieves the best performance among all of these prompts. Furthermore, we note that it outperforms the standard prompt (described in Section 3) by a substantial 3.6% in LVQA accuracy, thus indicating the effectiveness of our prompt design.

**Efficiency Analysis.** We compare the efficiency of our multi-round summarization prompt and the standard prompt within our entire framework. We report that for a 3-minute EgoSchema video, the LaViLa captioner takes **22.36s** to generate all short-term captions on a single A6000 GPU. The standard prompt using GPT-3.5 as the LLM then takes **0.4s** for processing the captions from the 3-minute video, while the multi-round summarization prompt takes **3.6s**. Therefore, the additional computational cost introduced by the multi-round summarization prompt is relatively small compared to the total runtime, which shows the efficiency of our multi-round summarization prompt. We also note that such a small increase in runtime leads to a substantial **9.4%** increase in QA accuracy on the full set of EgoSchema compared to using the standard prompt as shown in Table 7.

### 4.3 Main Results on EgoSchema

In Table 7, we evaluate our best-performing LLoVi framework on the full EgoSchema test set containing 5K video samples. We compare our approach with prior state-of-the-art methods including InternVideo (Wang et al., 2022a), mPLUG-

Method	LM	Params	Throughput (video / s)	Acc. (%)
FrozenBiLM	DeBERTa	900M	-	26.9
mPLUG-Owl	LLaMA	7B	-	31.1
InternVideo	Transformer	478M	-	32.1
LongViViT	BERT	1B	-	33.3
Video ChatCaptioner	GPT-3.5	175B	1.24	39.0
VLog	GPT-3.5	175B	1.04	44.0
Vamos	GPT-4	1.5T	-	48.3
LLoVi (Ours) w/ <i>Standard Prompt</i>	GPT-3.5	175B	2.63	42.8
LLoVi (Ours) w/ <i>Summarization Prompt</i>	GPT-3.5	175B	2.31	<b>52.2</b>

Table 7: **Main results on the full set of EgoSchema.** The throughput is measured by the number of 3-minute videos that a method can process in one minute using an A6000 GPU. Our LLoVi framework with the proposed multi-round summarization prompt achieves **52.2%** accuracy, outperforming the variant of our model with a standard prompt by a significant margin (**9.4%**). Additionally, our method outperforms the previous best-performing Vamos model by **3.9%** despite using a weaker LLM, as well as all other competing methods. Our method also has the highest throughput compared with other LLM-based methods.

Owl (Ye et al., 2023), FrozenBiLM (Yang et al., 2022a), Video ChatCaptioner (Chen et al., 2023), VLog (Lin and Lei, 2023), as well as the concurrent works of LongViViT (Papalampidi et al., 2023), and Vamos (Wang et al., 2023d). The throughput is measured by the number of 3-minute videos that a method can process in one minute using an A6000 GPU.

Based on these results, we observe that our LLoVi framework with the proposed multi-round summarization prompt achieves **52.2%** accuracy, outperforming the concurrent Vamos model by **+3.9%** despite using a weaker LLM (GPT-3.5) than their approach (GPT-4). We also observe that our model outperforms all other baselines by an even more significant margin (**>8.2%**). Additionally, we can see that our method has the highest throughput compared with other LLM-based approaches. This shows that our framework is the most efficient while achieving the highest accuracy. Lastly, our results indicate that using our novel multi-round summarization prompt outperforms the variant of our approach with the standard prompt by a significant margin of **9.4%**. These results validate the effectiveness of our LLM-based framework design.

#### 4.4 Results on Other Datasets

Next, we demonstrate that our LLoVi framework generalizes well to other LVQA benchmarks.

**NExT-QA.** In Table 8, we evaluate LLoVi on the

Method	LM	Params	C.	T.	D.	All
VFC	Transformer	164M	45.4	51.6	64.1	51.5
InternVideo	Transformer	478M	43.4	48.0	65.1	49.1
ViperGPT	GPT-3	175B	-	-	-	60.0
SeViLA	Flan-T5	4B	61.3	61.5	75.6	63.6
LLoVi (ours)	GPT-3.5	175B	67.1	60.1	76.5	66.3
LLoVi (ours)	GPT-4	1.8T	<b>73.7</b>	<b>70.2</b>	<b>81.9</b>	<b>73.8</b>

Table 8: **Zero-shot results on NExT-QA.** C, T, D is short for Causal, Temporal, Descriptive, respectively. The best variant of LLoVi achieves **73.8%** accuracy, outperforming previous best-performing model SeViLA by **10.2%**.

Method	LM	Params	Acc. (%)
<i>Supervised</i>			
HQGA	-	46M	47.7
VGT	Transformer	511M	51.3
BlindGPT	GPT-3	175B	51.6
CaVIR	GPT-3	175B	57.6
<i>Zero-shot</i>			
SeViLA	Flan-T5	4B	60.9
LLoVi (ours)	GPT-4	1.8T	<b>67.1</b>

Table 9: **Results on IntentQA.** Our zero-shot framework outperforms previous supervised methods by a large margin (**9.5%**). LLoVi also outperforms the recent state-of-the-art zero-shot method, SeViLA, by **6.2%**.

NExT-QA (Xiao et al., 2021) validation set in a zero-shot setting. We compare our approach with prior methods: VFC (Momeni et al., 2023), InternVideo (Wang et al., 2022a), ViperGPT (Surís et al., 2023), and SeViLA (Yu et al., 2023). We observe that the best variant of LLoVi outperforms the previous best-performing method, SeViLA by a significant margin of **10.2%**. We conjecture this improvement comes from our decomposition of LVQA into two stages, i.e., short-term captioning followed by long-term reasoning with an LLM, which enables us to harness the power of modern LLMs for this challenging task.

**IntentQA.** In Table 9, we evaluate our method on the IntentQA (Li et al., 2023a) test set. In our comparisons, we include several fully supervised methods (HQGA (Xiao et al., 2022a), VGT (Xiao et al., 2022b), BlindGPT (Ouyang et al., 2022), CaVIR (Li et al., 2023b)) and the recent state-of-the-art zero-shot approach, SeViLA. From the results in Table 9, we observe that our method greatly outperforms all prior approaches.

**NExT-GQA.** In Table 10, we extend our framework to the grounded LVQA task and evaluate it on the NExT-GQA (Xiao et al., 2023) test set.



Method	LM	Params	mIoP	IoP	mIoU	IoU5	Acc
			@0.5	@0.5	@0.5	@0.5	@ GQA
<i>Weakly-Supervised</i>							
IGV	-	110M	21.4	18.9	14.0	9.6	10.2
Temp[CLIP]	Transformer	130M	25.7	25.5	12.1	8.9	16.0
FrozenBiLM	DeBERTa	900M	24.2	23.7	9.6	6.1	17.5
SeViLA	Flan-T5	4B	29.5	22.9	21.7	13.8	16.6
<i>Zero-shot</i>							
LLoVi (ours)	GPT-4	1.8T	<b>39.4</b>	<b>38.0</b>	<b>21.5</b>	<b>16.2</b>	<b>26.8</b>

Table 10: **Grounded LVQA results on NExT-GQA.** We extend LLoVi to the grounded LVQA task and show that it outperforms prior weakly-supervised approaches on all evaluation metrics. For a fair comparison, we de-emphasize the models that were pretrained using video-language grounding annotations.

To do this, we extract visual captions from each frame and then provide them, along with their corresponding frame indices, to the LLM to identify the required frame indices for answering the question. More details are provided in the Supplementary Material. We compare LLoVi with the weakly-supervised methods: IGV (Li et al., 2022), Temp[CLIP](NG+) (Xiao et al., 2023), Frozen-BiLM (NG+) (Xiao et al., 2023) and SeViLA (Yu et al., 2023). These baselines are first trained on NExT-GQA to maximize the QA accuracy and then use ad-hoc methods (Xiao et al., 2023) to estimate a relevant video segment for question-answering. Although LLoVi is not trained on NExT-GQA, it still outperforms these weakly-supervised methods by a large margin according to all evaluation metrics. These results demonstrate that our framework can be used to temporally ground its predictions for more explainable long-range video understanding.

## 5 Conclusion

In this work, we present a simple, yet highly effective LLM-based framework for long-range video question-answering (LVQA). Our framework outperforms all prior models on the newly introduced EgoSchema benchmark. Furthermore, we demonstrate that our approach generalizes to other LVQA benchmarks such as NExT-QA, IntentQA, and it can also be extended to grounded LVQA tasks. Lastly, we thoroughly evaluate various design choices of our approach and analyze the key factors behind the success of our method. We hope that our simple LVQA framework will help inspire new ideas and simplify model design in long-range video understanding.

## Limitations

One limitation of our approach is that it might produce suboptimal results if the visual captioning outputs are inaccurate. This might happen because many existing visual captioners suffer from hallucinations and often struggle to effectively capture fine-grained visual details (e.g., fine-grained human-object interactions, etc.). Having said this, our framework is highly flexible and agnostic to the exact visual captioning model that it uses. Thus, we believe that in the future, we will be able to address this limitation by leveraging more powerful visual captioners. Furthermore, another limitation of our approach is that many modern LLMs are not designed for long-context modeling, which is critical for the LVQA task. However, we believe that this limitation will also be addressed in the future via a more sophisticated LLM design, thus, allowing us to incorporate more powerful LLMs for even better LVQA performance.

## Acknowledgements

We thank Karttikeya Mangalam, Feng Cheng, Yan-Bo Lin, Yue Yang, and Soumitri Chattopadhyay for their discussion and valuable feedback. This work was supported by the Sony Faculty Innovation Award, Laboratory for Analytic Sciences via NC State University, and ONR Award N00014-23-1-2356.

## References

- Gedas Bertasius, Heng Wang, and Lorenzo Torresani. 2021. Is space-time attention all you need for video understanding? In *ICML*, volume 2, page 4.
- Aanisha Bhattacharya, Yaman K Singla, Balaji Krishnamurthy, Rajiv Ratn Shah, and Changyou Chen. 2023. A video is worth 4096 tokens: Verbalize story videos to understand them in zero shot. *arXiv preprint arXiv:2305.09758*.
- Tom Brown, Benjamin Mann, Nick Ryder, Melanie Subbiah, Jared D Kaplan, Prafulla Dhariwal, Arvind Neelakantan, Pranav Shyam, Girish Sastry, Amanda Askell, et al. 2020. Language models are few-shot learners. *Advances in neural information processing systems*, 33:1877–1901.
- Jun Chen, Deyao Zhu, Kilichbek Haydarov, Xiang Li, and Mohamed Elhoseiny. 2023. Video chatcaptioner: Towards the enriched spatiotemporal descriptions. *arXiv preprint arXiv:2304.04227*.
- Wenhu Chen, Xueguang Ma, Xinyi Wang, and William W Cohen. 2022. Program of thoughts

- prompting: Disentangling computation from reasoning for numerical reasoning tasks. *arXiv preprint arXiv:2211.12588*.
- Yihong Chen, Yue Cao, Han Hu, and Liwei Wang. 2020. Memory enhanced global-local aggregation for video object detection. In *Proceedings of the IEEE/CVF conference on computer vision and pattern recognition*, pages 10337–10346.
- Feng Cheng and Gedas Bertasius. 2022. Tallformer: Temporal action localization with a long-memory transformer. In *European Conference on Computer Vision*, pages 503–521. Springer.
- Feng Cheng, Xizi Wang, Jie Lei, David Crandall, Mohit Bansal, and Gedas Bertasius. 2023. Vindlu: A recipe for effective video-and-language pretraining. In *The IEEE Conference on Computer Vision and Pattern Recognition (CVPR)*.
- Seongho Choi, Kyoung-Woon On, Yu-Jung Heo, Ah-jeong Seo, Youwon Jang, Min Su Lee, and Byoung-Tak Zhang. 2021. Dramaqa: Character-centered video story understanding with hierarchical QA. In *Thirty-Fifth AAAI Conference on Artificial Intelligence, AAAI 2021, Thirty-Third Conference on Innovative Applications of Artificial Intelligence, IAAI 2021, The Eleventh Symposium on Educational Advances in Artificial Intelligence, EAAI 2021, Virtual Event, February 2-9, 2021*, pages 1166–1174. AAAI Press.
- Hyung Won Chung, Le Hou, Shayne Longpre, Barret Zoph, Yi Tay, William Fedus, Yunxuan Li, Xuezhi Wang, Mostafa Dehghani, Siddhartha Brahma, et al. 2022. Scaling instruction-finetuned language models. *arXiv preprint arXiv:2210.11416*.
- Jiwan Chung and Youngjae Yu. 2023. Long story short: a summarize-then-search method for long video question answering. In *BMVC*.
- Tsu-Jui Fu, Linjie Li, Zhe Gan, Kevin Lin, William Yang Wang, Lijuan Wang, and Zicheng Liu. 2021. VIOLET: End-to-End Video-Language Transformers with Masked Visual-token Modeling. In *arXiv:2111.1268*.
- Kristen Grauman, Andrew Westbury, Eugene Byrne, Zachary Chavis, Antonino Furnari, Rohit Girdhar, Jackson Hamburger, Hao Jiang, Miao Liu, Xingyu Liu, et al. 2022. Ego4d: Around the world in 3,000 hours of egocentric video. In *Proceedings of the IEEE/CVF Conference on Computer Vision and Pattern Recognition*, pages 18995–19012.
- Albert Gu, Karan Goel, and Christopher Ré. 2021. Efficiently modeling long sequences with structured state spaces. *arXiv preprint arXiv:2111.00396*.
- Izzeddin Gur, Hiroki Furuta, Austin Huang, Mustafa Safdari, Yutaka Matsuo, Douglas Eck, and Aleksandra Faust. 2023. A real-world webagent with planning, long context understanding, and program synthesis. *arXiv preprint arXiv:2307.12856*.
- Shibo Hao, Yi Gu, Haodi Ma, Joshua Jiahua Hong, Zhen Wang, Daisy Zhe Wang, and Zhiting Hu. 2023. Reasoning with language model is planning with world model. *arXiv preprint arXiv:2305.14992*.
- Ari Holtzman, Jan Buys, Li Du, Maxwell Forbes, and Yejin Choi. 2019. The curious case of neural text degeneration. *arXiv preprint arXiv:1904.09751*.
- Wenyi Hong, Weihang Wang, Qingsong Lv, Jiazheng Xu, Wenmeng Yu, Junhui Ji, Yan Wang, Zihan Wang, Yuxiao Dong, Ming Ding, et al. 2024. Cogagent: A visual language model for gui agents. In *Proceedings of the IEEE/CVF Conference on Computer Vision and Pattern Recognition*, pages 14281–14290.
- Noureddien Hussein, Efstratios Gavves, and Arnold WM Smeulders. 2019a. Timeception for complex action recognition. In *Proceedings of the IEEE/CVF Conference on Computer Vision and Pattern Recognition*, pages 254–263.
- Noureddien Hussein, Efstratios Gavves, and Arnold WM Smeulders. 2019b. Videograph: Recognizing minutes-long human activities in videos. *arXiv preprint arXiv:1905.05143*.
- Md Mohaiminul Islam and Gedas Bertasius. 2022. Long movie clip classification with state-space video models. In *European Conference on Computer Vision*, pages 87–104. Springer.
- Md Mohaiminul Islam, Mahmudul Hasan, Kishan Shamsundar Athrey, Tony Braskich, and Gedas Bertasius. 2023. Efficient movie scene detection using state-space transformers. In *Proceedings of the IEEE/CVF Conference on Computer Vision and Pattern Recognition*, pages 18749–18758.
- Bhavan Jasani, Rohit Girdhar, and Deva Ramanan. 2019. Are we asking the right questions in movieqa? In *Proceedings of the IEEE/CVF International Conference on Computer Vision Workshops*, pages 0–0.
- Albert Q Jiang, Alexandre Sablayrolles, Arthur Mensch, Chris Bamford, Devendra Singh Chaplot, Diego de las Casas, Florian Bressand, Gianna Lengyel, Guillaume Lample, Lucile Saulnier, et al. 2023. Mistral 7b. *arXiv preprint arXiv:2310.06825*.
- Diederik P. Kingma and Jimmy Ba. 2014. Adam: A method for stochastic optimization. *CoRR*, abs/1412.6980.
- Takeshi Kojima, Shixiang Shane Gu, Machel Reid, Yutaka Matsuo, and Yusuke Iwasawa. 2022. Large language models are zero-shot reasoners. *Advances in neural information processing systems*, 35:22199–22213.
- Sangho Lee, Jinyoung Sung, Youngjae Yu, and Gunhee Kim. 2018. A memory network approach for story-based temporal summarization of 360 videos. In *Proceedings of the IEEE conference on computer vision and pattern recognition*, pages 1410–1419.

- Sangmin Lee, Hak Gu Kim, Dae Hwi Choi, Hyung-II Kim, and Yong Man Ro. 2021. Video prediction recalling long-term motion context via memory alignment learning. In *Proceedings of the IEEE/CVF Conference on Computer Vision and Pattern Recognition*, pages 3054–3063.
- Jie Lei, Linjie Li, Luowei Zhou, Zhe Gan, Tamara L. Berg, Mohit Bansal, and Jingjing Liu. 2021. Less is more: Clipbert for video-and-language learning via sparse sampling. In *CVPR*.
- Jie Lei, Licheng Yu, Mohit Bansal, and Tamara L Berg. 2018. Tvqa: Localized, compositional video question answering. In *EMNLP*.
- Jiapeng Li, Ping Wei, Wenjuan Han, and Lifeng Fan. 2023a. Intentqa: Context-aware video intent reasoning. In *Proceedings of the IEEE/CVF International Conference on Computer Vision*, pages 11963–11974.
- Jiapeng Li, Ping Wei, Wenjuan Han, and Lifeng Fan. 2023b. Intentqa: Context-aware video intent reasoning. In *Proceedings of the IEEE/CVF International Conference on Computer Vision (ICCV)*, pages 11963–11974.
- Junnan Li, Dongxu Li, Silvio Savarese, and Steven Hoi. 2023c. BLIP-2: bootstrapping language-image pre-training with frozen image encoders and large language models. In *ICML*.
- Junnan Li, Dongxu Li, Silvio Savarese, and Steven Hoi. 2023d. BLIP-2: bootstrapping language-image pre-training with frozen image encoders and large language models. In *ICML*.
- KunChang Li, Yinan He, Yi Wang, Yizhuo Li, Wenhai Wang, Ping Luo, Yali Wang, Limin Wang, and Yu Qiao. 2023e. [Videochat: Chat-centric video understanding](#).
- Yicong Li, Xiang Wang, Junbin Xiao, Wei Ji, and Tat-Seng Chua. 2022. Invariant grounding for video question answering. In *Proceedings of the IEEE/CVF Conference on Computer Vision and Pattern Recognition*, pages 2928–2937.
- Kevin Lin, Faisal Ahmed, Linjie Li, Chung-Ching Lin, Ehsan Azarnasab, Zhengyuan Yang, Jianfeng Wang, Lin Liang, Zicheng Liu, Yumao Lu, Ce Liu, and Lijuan Wang. 2023a. Mm-vid: Advancing video understanding with gpt-4v(ision). *arXiv preprint arXiv:2310.19773*.
- Kevin Lin, Faisal Ahmed, Linjie Li, Chung-Ching Lin, Ehsan Azarnasab, Zhengyuan Yang, Jianfeng Wang, Lin Liang, Zicheng Liu, Yumao Lu, et al. 2023b. Mm-vid: Advancing video understanding with gpt-4v(ision). *arXiv preprint arXiv:2310.19773*.
- Kevin Qinghong Lin and Stan Weixian Lei. 2023. [Vlog: Video as a long document](#).
- Bo Liu, Yuqian Jiang, Xiaohan Zhang, Qiang Liu, Shiqi Zhang, Joydeep Biswas, and Peter Stone. 2023a. Llm+ p: Empowering large language models with optimal planning proficiency. *arXiv preprint arXiv:2304.11477*.
- Haotian Liu, Chunyuan Li, Qingyang Wu, and Yong Jae Lee. 2023b. Visual instruction tuning. In *NeurIPS*.
- Karttikeya Mangalam, Raiymbek Akshulakov, and Jitendra Malik. 2023. Egoschema: A diagnostic benchmark for very long-form video language understanding. *arXiv preprint arXiv:2308.09126*.
- Liliane Momeni, Mathilde Caron, Arsha Nagrani, Andrew Zisserman, and Cordelia Schmid. 2023. Verbs in action: Improving verb understanding in video-language models. In *Proceedings of the IEEE/CVF International Conference on Computer Vision*, pages 15579–15591.
- Eric Nguyen, Karan Goel, Albert Gu, Gordon Downs, Preey Shah, Tri Dao, Stephen Baccus, and Christopher Ré. 2022. S4nd: Modeling images and videos as multidimensional signals with state spaces. *Advances in neural information processing systems*, 35:2846–2861.
- OpenAI. 2023a. [Gpt-3.5](#).
- OpenAI. 2023b. [Gpt-4 technical report](#).
- Long Ouyang, Jeffrey Wu, Xu Jiang, Diogo Almeida, Carroll Wainwright, Pamela Mishkin, Chong Zhang, Sandhini Agarwal, Katarina Slama, Alex Ray, et al. 2022. Training language models to follow instructions with human feedback. *Advances in Neural Information Processing Systems*, 35:27730–27744.
- Pinelopi Papalampidi, Skanda Koppula, Shreya Pathak, Justin Chiu, Joe Heyward, Viorica Patraucean, Jiajun Shen, Antoine Miech, Andrew Zisserman, and Aida Nematzdeh. 2023. A simple recipe for contrastively pre-training video-first encoders beyond 16 frames. *arXiv preprint arXiv:2312.07395*.
- Reid Pryzant, Dan Iter, Jerry Li, Yin Tat Lee, Chenguang Zhu, and Michael Zeng. 2023. Automatic prompt optimization with "gradient descent" and beam search. *arXiv preprint arXiv:2305.03495*.
- Kevin Qinghong Lin, Alex Jinpeng Wang, Mattia Soldan, Michael Wray, Rui Yan, Eric Zhongcong Xu, Difei Gao, Rongcheng Tu, Wenzhe Zhao, Weijie Kong, et al. 2022. Egocentric video-language pre-training. *arXiv e-prints*, pages arXiv–2206.
- Alec Radford, Jong Wook Kim, Chris Hallacy, Aditya Ramesh, Gabriel Goh, Sandhini Agarwal, Girish Sastry, Amanda Askell, Pamela Mishkin, Jack Clark, et al. 2021. Learning transferable visual models from natural language supervision. In *International conference on machine learning*, pages 8748–8763. PMLR.

- Alec Radford, Jeffrey Wu, Rewon Child, David Luan, Dario Amodei, Ilya Sutskever, et al. 2019. Language models are unsupervised multitask learners. *OpenAI blog*, 1(8):9.
- Colin Raffel, Noam Shazeer, Adam Roberts, Katherine Lee, Sharan Narang, Michael Matena, Yanqi Zhou, Wei Li, and Peter J Liu. 2020. Exploring the limits of transfer learning with a unified text-to-text transformer. *The Journal of Machine Learning Research*, 21(1):5485–5551.
- Timo Schick and Hinrich Schütze. 2020. Exploiting cloze questions for few shot text classification and natural language inference. *arXiv preprint arXiv:2001.07676*.
- Chan Hee Song, Jiaman Wu, Clayton Washington, Brian M Sadler, Wei-Lun Chao, and Yu Su. 2023a. Llm-planner: Few-shot grounded planning for embodied agents with large language models. In *Proceedings of the IEEE/CVF International Conference on Computer Vision*, pages 2998–3009.
- Enxin Song, Wenhao Chai, Guan hong Wang, Yucheng Zhang, Haoyang Zhou, Feiyang Wu, Xun Guo, Tian Ye, Yan Lu, Jenq-Neng Hwang, et al. 2023b. Moviechat: From dense token to sparse memory for long video understanding. *arXiv preprint arXiv:2307.16449*.
- Simeng Sun, Yang Liu, Shuohang Wang, Chenguang Zhu, and Mohit Iyyer. 2023. Pearl: Prompting large language models to plan and execute actions over long documents. *arXiv preprint arXiv:2305.14564*.
- Yuchong Sun, Hongwei Xue, Ruihua Song, Bei Liu, Huan Yang, and Jianlong Fu. 2022. Long-form video-language pre-training with multimodal temporal contrastive learning. *Advances in neural information processing systems*, 35:38032–38045.
- Dídac Surís, Sachit Menon, and Carl Vondrick. 2023. Vipergpt: Visual inference via python execution for reasoning. *Proceedings of IEEE International Conference on Computer Vision (ICCV)*.
- Makarand Tapaswi, Yukun Zhu, Rainer Stiefelhagen, Antonio Torralba, Raquel Urtasun, and Sanja Fidler. 2016. Movieqa: Understanding stories in movies through question-answering. In *Proceedings of the IEEE conference on computer vision and pattern recognition*, pages 4631–4640.
- Yi Tay, Mostafa Dehghani, Vinh Q Tran, Xavier Garcia, Jason Wei, Xuezhi Wang, Hyung Won Chung, Dara Bahri, Tal Schuster, Steven Zheng, et al. 2022. Ul2: Unifying language learning paradigms. In *The Eleventh International Conference on Learning Representations*.
- Hugo Touvron, Louis Martin, Kevin Stone, Peter Albert, Amjad Almahairi, Yasmine Babaei, Nikolay Bashlykov, Soumya Batra, Prajwal Bhargava, Shruti Bhosale, et al. 2023. Llama 2: Open foundation and fine-tuned chat models. *arXiv preprint arXiv:2307.09288*.
- Jue Wang, Wentao Zhu, Pichao Wang, Xiang Yu, Linda Liu, Mohamed Omar, and Raffay Hamid. 2023a. Selective structured state-spaces for long-form video understanding. In *Proceedings of the IEEE/CVF Conference on Computer Vision and Pattern Recognition*, pages 6387–6397.
- Junke Wang, Dongdong Chen, Chong Luo, Xiyang Dai, Lu Yuan, Zuxuan Wu, and Yu-Gang Jiang. 2023b. Chatvideo: A tracklet-centric multimodal and versatile video understanding system. *arXiv preprint arXiv:2304.14407*.
- Lei Wang, Wanyu Xu, Yihuai Lan, Zhiqiang Hu, Yunshi Lan, Roy Ka-Wei Lee, and Ee-Peng Lim. 2023c. Plan-and-solve prompting: Improving zero-shot chain-of-thought reasoning by large language models. In *Proceedings of the 61st Annual Meeting of the Association for Computational Linguistics (Volume 1: Long Papers)*, pages 2609–2634, Toronto, Canada. Association for Computational Linguistics.
- Shijie Wang, Qi Zhao, Minh Quan Do, Nakul Agarwal, Kwonjoon Lee, and Chen Sun. 2023d. Vamos: Versatile action models for video understanding. *arXiv preprint arXiv:2311.13627*.
- Shuhe Wang, Xiaofei Sun, Xiaoya Li, Rongbin Ouyang, Fei Wu, Tianwei Zhang, Jiwei Li, and Guoyin Wang. 2023e. Gpt-ner: Named entity recognition via large language models. *arXiv preprint arXiv:2304.10428*.
- Xuezhi Wang, Jason Wei, Dale Schuurmans, Quoc Le, Ed Chi, Sharan Narang, Aakanksha Chowdhery, and Denny Zhou. 2023f. Self-consistency improves chain of thought reasoning in language models. In *ICLR*.
- Yang Wang, Gedas Bertasius, Tae-Hyun Oh, Abhinav Gupta, Minh Hoai, and Lorenzo Torresani. 2021. Supervoxel attention graphs for long-range video modeling. In *Proceedings of the IEEE/CVF Winter Conference on Applications of Computer Vision*, pages 155–166.
- Yi Wang, Kunchang Li, Yizhuo Li, Yinan He, Bingkun Huang, Zhiyu Zhao, Hongjie Zhang, Jilan Xu, Yi Liu, Zun Wang, et al. 2022a. Internvideo: General video foundation models via generative and discriminative learning. *arXiv preprint arXiv:2212.03191*.
- Zhenhailong Wang, Manling Li, Ruochen Xu, Luwei Zhou, Jie Lei, Xudong Lin, Shuohang Wang, Ziyi Yang, Chenguang Zhu, Derek Hoiem, et al. 2022b. Language models with image descriptors are strong few-shot video-language learners. *Advances in Neural Information Processing Systems*, 35:8483–8497.
- Ziyang Wang, Yi-Lin Sung, Feng Cheng, Gedas Bertasius, and Mohit Bansal. 2023g. Unified coarse-to-fine alignment for video-text retrieval. *arXiv preprint arXiv:2309.10091*.
- Jason Wei, Xuezhi Wang, Dale Schuurmans, Maarten Bosma, Fei Xia, Ed Chi, Quoc V Le, Denny Zhou, et al. 2022. Chain-of-thought prompting elicits reasoning in large language models. *Advances in Neural Information Processing Systems*, 35:24824–24837.

- Chao-Yuan Wu, Christoph Feichtenhofer, Haoqi Fan, Kaiming He, Philipp Krahenbuhl, and Ross Girshick. 2019. Long-term feature banks for detailed video understanding. In *Proceedings of the IEEE/CVF Conference on Computer Vision and Pattern Recognition*, pages 284–293.
- Chao-Yuan Wu, Yanghao Li, Karttikeya Mangalam, Haoqi Fan, Bo Xiong, Jitendra Malik, and Christoph Feichtenhofer. 2022. Memvit: Memory-augmented multiscale vision transformer for efficient long-term video recognition. In *Proceedings of the IEEE/CVF Conference on Computer Vision and Pattern Recognition*, pages 13587–13597.
- Junbin Xiao, Xindi Shang, Angela Yao, and Tat-Seng Chua. 2021. Next-qa: Next phase of question-answering to explaining temporal actions. In *Proceedings of the IEEE/CVF conference on computer vision and pattern recognition*, pages 9777–9786.
- Junbin Xiao, Angela Yao, Yicong Li, and Tat Seng Chua. 2023. Can i trust your answer? visually grounded video question answering. *arXiv preprint arXiv:2309.01327*.
- Junbin Xiao, Angela Yao, Zhiyuan Liu, Yicong Li, Wei Ji, and Tat-Seng Chua. 2022a. Video as conditional graph hierarchy for multi-granular question answering. In *Proceedings of the 36th AAAI Conference on Artificial Intelligence (AAAI)*, pages 2804–2812.
- Junbin Xiao, Pan Zhou, Tat-Seng Chua, and Shuicheng Yan. 2022b. Video graph transformer for video question answering. In *European Conference on Computer Vision*, pages 39–58. Springer.
- Antoine Yang, Antoine Miech, Josef Sivic, Ivan Laptev, and Cordelia Schmid. 2021. Just ask: Learning to answer questions from millions of narrated videos. In *Proceedings of the IEEE/CVF international conference on computer vision*, pages 1686–1697.
- Antoine Yang, Antoine Miech, Josef Sivic, Ivan Laptev, and Cordelia Schmid. 2022a. Zero-shot video question answering via frozen bidirectional language models. In *NeurIPS*.
- Antoine Yang, Antoine Miech, Josef Sivic, Ivan Laptev, and Cordelia Schmid. 2022b. Zero-shot video question answering via frozen bidirectional language models. *Advances in Neural Information Processing Systems*, 35:124–141.
- Jianing Yang, Yuying Zhu, Yongxin Wang, Ruitao Yi, Amir Zadeh, and Louis-Philippe Morency. 2020. What gives the answer away? question answering bias analysis on video qa datasets. *arXiv preprint arXiv:2007.03626*.
- Xitong Yang, Fu-Jen Chu, Matt Feiszli, Raghav Goyal, Lorenzo Torresani, and Du Tran. 2023. Relational space-time query in long-form videos. In *Proceedings of the IEEE/CVF Conference on Computer Vision and Pattern Recognition*, pages 6398–6408.
- Shunyu Yao, Jeffrey Zhao, Dian Yu, Nan Du, Izhak Shafran, Karthik Narasimhan, and Yuan Cao. 2022. React: Synergizing reasoning and acting in language models. *arXiv preprint arXiv:2210.03629*.
- Qinghao Ye, Haiyang Xu, Guohai Xu, Jiabo Ye, Ming Yan, Yiyang Zhou, Junyang Wang, Anwen Hu, Pengcheng Shi, Yaya Shi, et al. 2023. mplug-owl: Modularization empowers large language models with multimodality. *arXiv preprint arXiv:2304.14178*.
- Shoubin Yu, Jaemin Cho, Prateek Yadav, and Mohit Bansal. 2023. Self-chained image-language model for video localization and question answering. *NeurIPS*.
- Zhou Yu, Dejing Xu, Jun Yu, Ting Yu, Zhou Zhao, Yueting Zhuang, and Dacheng Tao. 2019. Activitynet-qa: A dataset for understanding complex web videos via question answering. In *Proceedings of the AAAI Conference on Artificial Intelligence*, volume 33, pages 9127–9134.
- Andy Zeng, Maria Attarian, Brian Ichter, Krzysztof Choromanski, Adrian Wong, Stefan Welker, Federico Tombari, Aavek Purohit, Michael Ryoo, Vikas Sindhwani, Johnny Lee, Vincent Vanhoucke, and Pete Florence. 2022. Socratic models: Composing zero-shot multimodal reasoning with language. *arXiv*.
- Chuhan Zhang, Ankush Gupta, and Andrew Zisserman. 2021. Temporal query networks for fine-grained video understanding. In *Proceedings of the IEEE/CVF Conference on Computer Vision and Pattern Recognition*, pages 4486–4496.
- Zhuosheng Zhang, Aston Zhang, Mu Li, and Alex Smola. 2022. Automatic chain of thought prompting in large language models. *arXiv preprint arXiv:2210.03493*.
- Yue Zhao, Ishan Misra, Philipp Krähenbühl, and Rohit Girdhar. 2023. Learning video representations from large language models. In *Proceedings of the IEEE/CVF Conference on Computer Vision and Pattern Recognition*, pages 6586–6597.
- Denny Zhou, Nathanael Schärli, Le Hou, Jason Wei, Nathan Scales, Xuezhi Wang, Dale Schuurmans, Claire Cui, Olivier Bousquet, Quoc Le, et al. 2023. Least-to-most prompting enables complex reasoning in large language models.
- Yongchao Zhou, Andrei Ioan Muresanu, Ziwen Han, Keiran Paster, Silviu Pitis, Harris Chan, and Jimmy Ba. 2022. Large language models are human-level prompt engineers. *arXiv preprint arXiv:2211.01910*.

Our appendix consists of Additional Datasets and Metrics (Section A), Qualitative Analysis (Section B), Additional Implementation Details (Section C) and Additional Analysis (Section D).

## A Additional Datasets and Metrics

In this section, we provide detailed information about the datasets and the metrics we use.

- **NExT-QA (Xiao et al., 2021)** contains 5,440 videos with an average duration of 44s and 48K multi-choice questions and 52K open-ended questions. There are 3 different question types: Temporal, Causal, and Descriptive. Following common practice, we perform zero-shot evaluation on the validation set, which contains 570 videos and 5K multiple-choice questions.
- **IntentQA (Li et al., 2023a)** contains 4,303 videos and 16K multiple-choice question-answer pairs focused on reasoning about people’s intent in the video. We perform a zero-shot evaluation on the test set containing 2K questions.
- **NExT-GQA (Xiao et al., 2023)** is an extension of NExT-QA with 10.5K temporal grounding annotations associated with the original QA pairs. The dataset was introduced to study whether the existing LVQA models can temporally localize video segments needed to answer a given question. We evaluate all methods on the test split, which contains 990 videos with 5,553 questions, each accompanied by a temporal grounding label. The metrics we used include: 1) Intersection over Prediction (IoP) (Xiao et al., 2023), which measures whether the predicted temporal window lies inside the ground truth temporal segment, 2) temporal Intersection over Union (IoU), and 3) Acc@GQA, which depicts the percentage of accurately answered and grounded predictions. For IoP and IoU, we report the mean values and values with the overlap thresholds of 0.5.

## B Qualitative Analysis

### B.1 Visual Captioners

In Table 11, we compare different captions generated by BLIP2 and LaViLa on EgoSchema. LaViLa captions are generally more concise than BLIP2 captions, focusing more on the actions, while BLIP2 focuses more on describing the objects. We

also observe that LaViLa is better at differentiating the camera wearer from other people in the video. As shown in the second image in Table 11, LaViLa captions capture the actions of the other people (not just the camera wearer) in the video. In Figure 5, we also visualize 3 EgoSchema videos by displaying 4 sparsely-sampled frames. We observe that our framework using the LaViLa captioner can: 1) differentiate between the camera wearer and other people in the video, 2) assign different character ids to different people, and 3) re-identify people if the video consists of simple interaction between the camera wearer and other people.

### B.2 LLoVi with Standard Prompt

We show two examples of our method with standard prompt, including a successful one and a failed one in Figure 6. Our method performs long-range modeling from short-term video captions through LLM to understand the video. In the success case demonstrated in Subfigure 6a, the captions describe the camera wearer’s action in a short period of time, such as the interaction with the tape measure and the wood. With the short-term captions, LLM understand the long video and answers the question correctly.

In the failure case shown in Subfigure 6b, although the video captioner identifies the object in the video correctly as a tablet, LLM understands the action of the camera wearer as watching TV rather than using an iPad. This might be caused by misguidance from the redundant captions that are not related to the question.

### B.3 LLoVi with Multi-round Summarization-based Prompt

Figure 7 illustrates two EgoSchema questions that our framework with multi-round summarization-based prompt answers correctly. In Subfigure 7a, the question asks for the primary function of a tool that the video taker uses. However, shown in the first two images, the long video contains descriptions that are not related to the question, such as operating a machine and rolling a dough. As a result, the generated text captions would contain a large section that is not our direction of interest. By summarizing the captions with awareness to the question, LLM extracts key information and cleans redundant captions to provide clearer textual background for answering the question. The same pattern is observed in Subfigure 7b.





				
<b>LaViLa</b>	C drops the brick mould.	Man X moves the cards.	C puts the cloth on the table.	C moves the dough in the tray.
<b>BLIP2</b>	A person is laying a brick in the dirt.	A child is playing a game of monopoly with a tray of paper plates.	A person is working on a tool.	Woman making dough in a kitchen.

Table 11: **Comparison between different captioners.** **Top:** frames from EgoSchema videos. **Middle:** captions generated by LaViLa. **Bottom:** captions generated by BLIP2. LaViLa captions are more concise than BLIP2 captions. LaViLa is better at differentiating the camera wearer and other people.

Figure 8 shows two questions that our method fails to answer. In the summarization stage, the LLM answers the question directly instead of using the question to guide the summarization. For example, in Subfigure 8a, all the frames show the camera wearer engaging in actions related to washing dishes, but LLM infers that the person is cleaning the kitchen in the summarization stage. This wrong inference further misdirects the following question answering stage, which leads to an incorrect answer. In Subfigure 8b, LLM concludes that the cup of water is used to dilute the paint because the camera wearer dips the brush into water before dipping it into the paint palette.

In Figure 9, we also show a question which the standard prompt fails to answer, but the multi-round summarization-based prompt answers correctly. In the video in the example question, we observe the camera wearer involving in activities related to laundry, such as picking up clothes from the laundry basket and throwing them into the washing machine. However, the short-term video captions shown in Subfigure 9a demonstrate the redundancy of actions. The repetitive actions complexes extracting and comprehending the information presented in the caption. For example, excessive captions on picking up clothes can make LLM think that the camera wearer is packing something. Our multi-round summarization-based prompt mitigate this problem by first ask LLM to provide a summary of the captions. The summary shown in Subfigure 9b states clearly that the camera wearer is doing laundry. With the cleaner and more comprehensive summary, the LLM answer the question

correctly.

## C Additional Implementation Details

### C.1 Captioners

For most experiments on EgoSchema, we use LaViLa as the visual captioner. For other pre-trained visual captioners, we use off-the-shelf pre-trained models. Specifically, we use the Salesforce/blip2-flan-t5-xl variant for BLIP-2 (Li et al., 2023c), llava-hf/llava-1.5-13b-hf variant for LLaVA (Liu et al., 2023b).

LaViLa is trained on the Ego4D dataset. The original LaViLa train set has 7743 videos with 3.9M video-text pairs and the validation set has 828 videos with 1.3M video-text pairs. The EgoSchema dataset is cropped from Ego4D. Since EgoSchema is designed for zero-shot evaluation and the original LaViLa train set includes EgoSchema videos, we retrain LaViLa on Ego4D videos that do not have any overlap with EgoSchema videos to avoid unfair comparison with other methods. After removing the EgoSchema videos, the train set consists 6100 videos with 2.3M video-text pairs, and the validation set has 596 videos with 0.7M video-text pairs. We retrain LaViLa on this reduced train set to prevent data leakage. LaViLa training consists of two stages: 1) dual-encoder training and 2) narrator training. Below we provide more details.

**Dual-encoder.** We use TimeSformer (Bertasius et al., 2021) base model as the visual encoder and a 12-layer Transformer as the text encoder. The input to the visual encoder comprises 4 RGB frames of size  $224 \times 224$ . We randomly sample 4 frames from




Figure 5: **Qualitative captioning results on EgoSchema.** Our LaViLa visual captioner can differentiate between the camera wearer and other people by assigning the id 'C' to the camera wearer and other ids (e.g., 'B', 'M', 'X', 'Y', etc) to other people. This suggests that our framework using the LaViLa captioner has the basic character ReID ability when the video involves simple interactions between people.

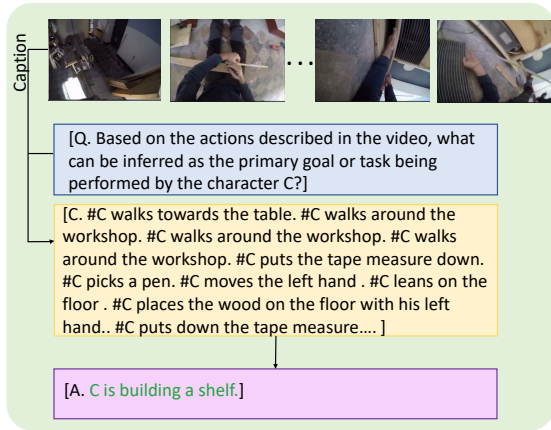
the input video clip and use RandomResizedCrop for data augmentation. The video-language model follows a dual-encoder architecture as CLIP (Radford et al., 2021) and is trained contrastively. Following LaViLa (Zhao et al., 2023), we use 1024 as batch size. We train at a  $3 \times 10^{-5}$  learning rate for 5 epochs on 32 NVIDIA RTX 3090 GPUs.

**Narrator** is a visually conditioned autoregressive Language Model. It consists of a visual encoder, a resampler module, and a text encoder. We use the visual encoder (TimeSformer (Bertasius et al., 2021) base model) from the pretrained dual-encoder (See the previous paragraph). The resampler module takes as input a variable number of video features from the visual encoder and produces a fixed number of visual tokens (i.e. 256). The text decoder is the pretrained GPT-2 (Rad-

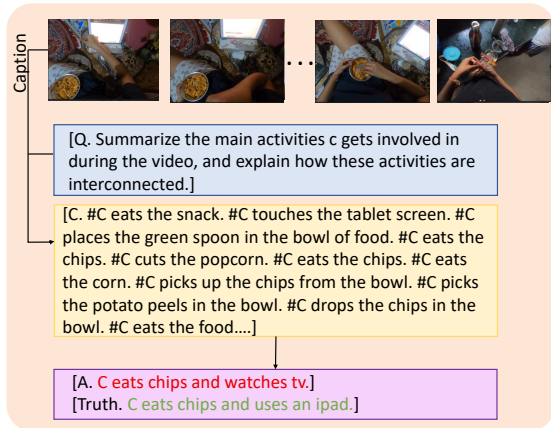
ford et al., 2019) base model with a cross-attention layer inserted in each transformer block which attends to the visual tokens of the resampler module. We freeze the visual encoder and the text decoder, while only training the cross-attention layers of the decoder and the resampler module. Following the design in LaViLa (Zhao et al., 2023), we use a batch size of 256 and a learning rate of  $3 \times 10^{-5}$ . We use AdamW optimizer (Kingma and Ba, 2014) with  $(\beta_1, \beta_2) = (0.9, 0.999)$  and weight decay 0.01. We train the model on 8 NVIDIA RTX 3090 GPUs for 5 epochs.

**Narrating video clips.** We use nucleus sampling (Holtzman et al., 2019) with  $p = 0.95$  and return  $K = 5$  candidate outputs. Then we take the narration with the largest confidence score as the final caption of the video clip.





(a) Success case



(b) Failure case

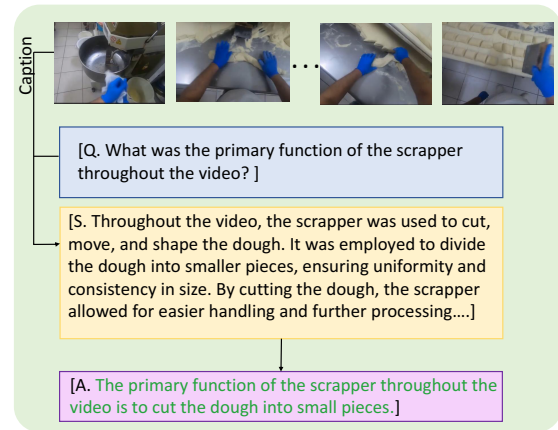
Figure 6: **Examples of our framework with a standard prompt on EgoSchema.** We show two examples, a successful one (a) and a failed one (b).

For NExT-QA, we explore CogAgent and LLaVA-1.5 as the visual captioner. For IntentQA and NExT-GQA datasets, we use CogAgent as the visual captioner because of its good performance on NExT-QA. Specifically, we use the liuhaotian/llava-v1.5-7b LLaVA-1.5 variant from Huggingface with the prompt “*USER: <image>. Describe the image. ASSISTANT:*”, and the THUDM/cogagent-chat-hf CogAgent variant with the prompt “*<image>. Describe the image.*”.

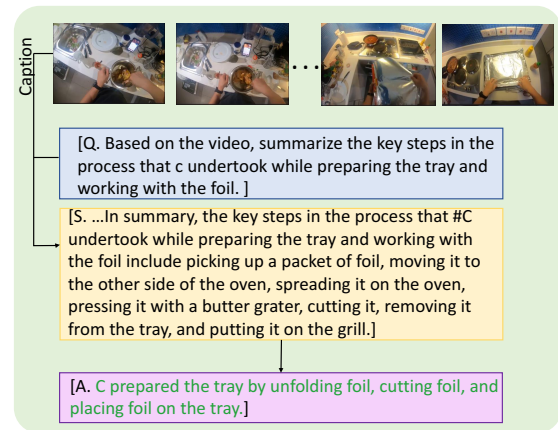
## C.2 LLMs

For most experiments on EgoSchema we use GPT-3.5 as the LLM. Specifically, we use the gpt-3.5-turbo-1106 variant. We use 0 as temperature for all experiments.

We use meta-llama/Meta-Llama-3-8B-Instruct and meta-llama/Meta-Llama-3-70B-Instruct variants from Huggingface as Llama-3 models.



(a)



(b)

Figure 7: **Success cases of our multi-round summarization-based prompt.**

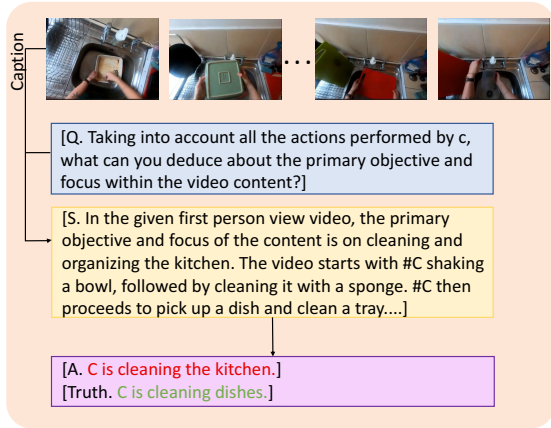
For all Llama3 models, we use greedy sampling to generate the output.

For NExT-QA, IntentQA and NExT-GQA datasets, we use GPT-4 as the LLM with the variant gpt-4-1106-preview.

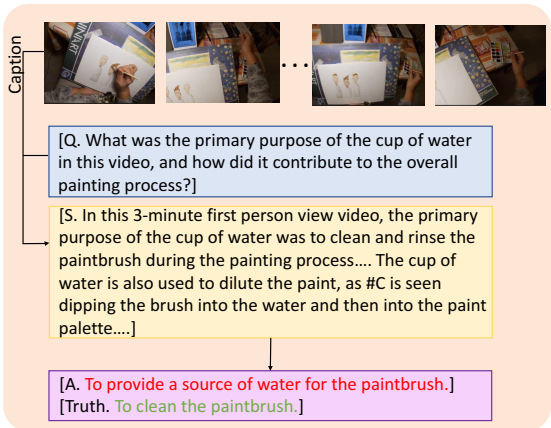
## C.3 Prompting Techniques Implementation

**Prompt Details.** We provide detailed prompts for our standard prompt in Table 12, multi-round summarization-based prompt in Table 13, Zero-shot Chain of Thought in Table 14, and Plan-and-Solve prompting in Table 15. The prompt for the grounded LVQA benchmark is shown in Table 16.

**Output Processing.** When answering multiple choice questions, GPT3.5 usually outputs complete sentences instead of a single-letter answer, i.e. A, B, C, D, or E. One way to obtain the single-character response is to perform post-processing on the output, which usually requires substantial engineering efforts. In our work, however, we observe that GPT3.5 is very sensitive to the starting sentences



(a)



(b)

Figure 8: Failure cases of our framework with multi-round summarization-based prompt.

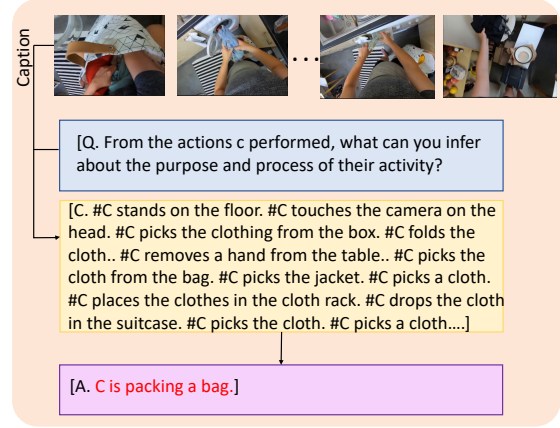
of the prompts. Therefore, we explicitly prompt it as in Table 12 to force GPT3.5 to generate a single character as response. In practice, we take out the first character of the output as the final answer.

## D Additional Analysis

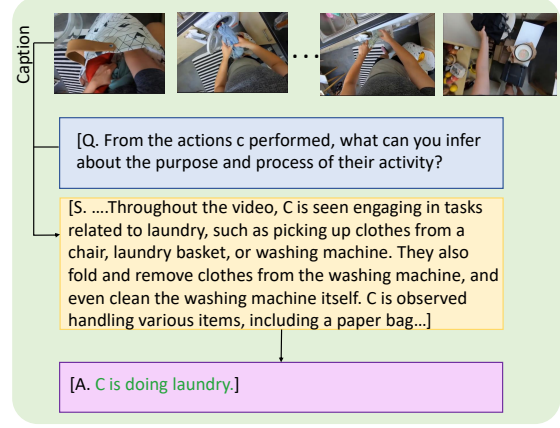
In this section, we provide additional analysis on the EgoSchema Subset using the standard prompt.

### D.1 Additional Ablations on NExT-QA

In Table 17, we show our framework’s performance using different combinations of the visual captioners and the LLMs. Specifically, we explore BLIP-2, LLaVA-1.5, CogAgent as the visual captioner, and Llama-3-70B, GPT-3.5, GPT-4 as the LLM. We notice that the best results are achieved by the combination of CogAgent and GPT-4. For all LLMs, CogAgent constantly outperforms LLaVA-1.5, and LLaVA-1.5 constantly outperforms BLIP-2. Additionally, we observe that



(a) Standard prompt (wrong answer).



(b) Multi-round summarization-based prompt (correct answer).

Figure 9: Contrast between our standard prompt and our multi-round summarization-based prompt. (a) demonstrates the process of answering the question with a standard prompt, and (b) shows answering the question with our multi-round summarization-based prompt.

GPT-3.5 and Llama-3-70B achieves similar performance, and that they are both significantly outperformed by GPT-4. These results suggest that stronger visual captioners and LLMs always lead to better results under our framework, and that our framework is able to benefit from future development of the visual captioners and the LLMs.

### D.2 Accuracy on Different Question Types

To better understand the strengths and limitations of our LVQA framework, we manually categorize questions in the EgoSchema Subset into 5 categories: (1) Purpose/Goal Identification, (2) Tools and Materials Usage, (3) Key Action/Moment Detection, (4) Action Sequence Analysis, (5) Character Interaction, and break down our system’s performance according to each of the category as shown in Table 18. The details description of each ques-

**User**

Please provide a single-letter answer (A, B, C, D, E) to the following multiple-choice question, and your answer must be one of the letters (A, B, C, D, or E). You must not provide any other response or explanation. You are given some language descriptions of a first person view video. The video is 3 minute long. Each sentence describes a `clip_length` clip. Here are the descriptions: [Captions](#)

You are going to answer a multiple choice question based on the descriptions, and your answer should be a single letter chosen from the choices.

Here is the question: [Question](#)

Here are the choices. A: [Option-A](#). B: [Option-B](#). C: [Option-C](#). D: [Option-D](#). E: [Option-E](#).

In your response, the first character should be your answer to this multiple choice question.

---

**Assistant**

[Answer](#)

pretrained to differentiate the camera wearer from other people, making it well-suited for understanding various interactions between characters in the video. We also observe that our model performs quite well on the remaining categories ( $>50\%$ ). It is especially encouraging to see strong results (**56.5%**) in the Purpose/Goal Identification category since inferring human intentions/goals from the video inherently requires very long-form video analysis.

Table 12: **LLoVi with Standard Prompt on EgoSchema.**

tion category is shown in Table 19. Note that some questions belong to more than one category. Based on this analysis, we observe that almost half of the questions relate to purpose/goal identification, which makes intuitive sense as inferring human goals/intent typically requires a very long video analysis. We also observe that a significant portion of the questions relate to tool usage, key action detection, and action sequence analysis. Lastly, the smallest fraction of the questions belong to character interaction analysis.

In Table 18, we show our system’s performance on each of the above-discussed question categories. Our results indicate that our system performs the best in the Character Interaction category (**63.8%**). One possible explanation is that the LaViLa model, which we use as our visual captioner, is explicitly

**User**

You are given some language descriptions of a first person view video. Each video is 3 minute long. Each sentence describes a `clip_length` clip. Here are the descriptions: `Captions`

Please give me a `num_words` summary. When doing summarization, remember that your summary will be used to answer this multiple choice question: `Question`.

---

**Assistant**

`Summary`

**User**

Please provide a single-letter answer (A, B, C, D, E) to the following multiple-choice question, and your answer must be one of the letters (A, B, C, D, or E). You must not provide any other response or explanation. You are given some language descriptions of a first person view video. The video is 3 minute long. Here are the descriptions: `Summary`

You are going to answer a multiple choice question based on the descriptions, and your answer should be a single letter chosen from the choices.

Here is the question: `Question`

Here are the choices. A: `Option-A`. B: `Option-B`. C: `Option-C`. D: `Option-D`. E: `Option-E`.

In your response, the first character should be your answer to this multiple choice question.

---

**Assistant**

`Answer`

Table 13: **LLoVi with Multi-round Summarization-based Prompt on EgoSchema.** We show the variant (C, Q)  $\rightarrow$  S, where we feed the question without potential choices to the summarization stage. **Top:** caption summarization prompt. **Bottom:** question answering prompt. In the first stage, GPT3.5 outputs a question-guided summary. In the second stage, GPT3.5 takes the summary without the original captions, then answer the multiple choice question. In practice, we use `num_words=500`.

**User**

You are given some language descriptions of a first person view video. The video is 3 minute long. Each sentence describes a `clip_length` clip. Here are the descriptions: `Captions`

You are going to answer a multiple choice question based on the descriptions, and your answer should be a single letter chosen from the choices.

Here is the question: `Question`

Here are the choices. A: `Option-A`. B: `Option-B`. C: `Option-C`. D: `Option-D`. E: `Option-E`.

Before answering the question, let's think step by step.

---

**Assistant**

`Answer` and `Rationale`

---

**User**

Please provide a single-letter answer (A, B, C, D, E) to the multiple-choice question, and your answer must be one of the letters (A, B, C, D, or E). You must not provide any other response or explanation. Your response should only contain one letter.

---

**Assistant**

`Answer`

Table 14: **LLoVi with Zero-shot Chain of Thought Prompting on EgoSchema.**

**User**

You are given some language descriptions of a first person view video. The video is 3 minute long. Each sentence describes a [clip\\_length](#) clip. Here are the descriptions: [Captions](#)

You are going to answer a multiple choice question based on the descriptions, and your answer should be a single letter chosen from the choices.

Here is the question: [Question](#)

Here are the choices. A: [Option-A](#). B: [Option-B](#). C: [Option-C](#). D: [Option-D](#). E: [Option-E](#).

To answer this question, let's first prepare relevant information and decompose it into 3 sub-questions. Then, let's answer the sub-questions one by one. Finally, let's answer the multiple choice question.

**Assistant**

[Sub-questions](#) and [Sub-answers](#)

**User**

Please provide a single-letter answer (A, B, C, D, E) to the multiple-choice question, and your answer must be one of the letters (A, B, C, D, or E). You must not provide any other response or explanation. Your response should only contain one letter.

**Assistant**

[Answer](#)

Table 15: LLoVi with Plan-and-Solve Prompting on EgoSchema.

**User**

I will provide video descriptions and one question about the video. The video is 1 FPS and the descriptions are the captions every 2 frames. Each caption starts with the frame number. To answer this question, what is the minimum frame interval to check? Follow this format: [frame\_start\_index, frame\_end\_index]. Do not provide any explanation.

Here are the descriptions: [Captions](#)

Here is the question: [Question](#)

Please follow the output format as follows:  
 #Example1: [5, 19]. #Example2: [30, 60].  
 #Example3: [1, 10] and [50, 60]

**Assistant**

[Answer](#)

Table 16: LLoVi Prompt on NExT-GQA.

Captioner	LLM	C.	T.	D.	All
BLIP-2		62.8	53.6	68.5	60.7
LLaVA-1.5	Llama-3-70B	63.1	56.3	70.0	62.0
CogAgent		67.9	58.2	75.9	66.0
BLIP-2		57.9	51.1	67.1	57.2
LLaVA-1.5	GPT-3.5	59.0	53.7	68.8	58.7
CogAgent		67.1	60.1	76.5	66.3
BLIP-2		67.1	57.6	73.8	65.1
LLaVA	GPT-4	69.5	61.0	75.6	67.7
CogAgent		<b>73.7</b>	<b>70.2</b>	<b>81.9</b>	<b>73.8</b>

Table 17: Different Captioners and LLMs on NExT-QA. We observe that CogAgent constantly outperforms LLaVA-1.5, followed by BLIP-2, for all LLMs. GPT-4 constantly outperforms Llama-3-70B and GPT-3.5 for all captioners.

Question Category	Category Percentage	Acc.
Purpose/Goal Identification	49.2	56.5
Tools and Materials Usage	21.8	53.2
Key Action/Moment Detection	21.6	53.7
Action Sequence Analysis	18.2	51.6
Character Interaction	9.4	63.8

Table 18: **Accuracy on different question categories of EgoSchema.** We manually categorize each question in the EgoSchema Subset into 5 categories. Note that each question may belong to one or more categories. Our system performs the best on questions that involve character interaction analysis or human purpose/goal identification. This is encouraging as both of these questions typically require a very long-form video analysis.

Question Category	Description	Examples
Purpose/Goal Identification	primary goals, intentions, summary, or overarching themes of the video	<ol style="list-style-type: none"> <li>1. Taking into account all the actions performed by c, what can you deduce about the primary objective and focus within the video content?</li> <li>2. What is the overarching theme of the video, considering the activities performed by both characters?</li> </ol>
Tools and Materials Usage	how the character engages with specific tools, materials, and equipment	<ol style="list-style-type: none"> <li>1. What was the primary purpose of the cup of water in this video, and how did it contribute to the overall painting process?</li> <li>2. Explain the significance of the peeler and the knife in the video and their respective roles in the preparation process.</li> </ol>
Key Action / Moment Detection	identify crucial steps/actions, the influence/rationale of key action/moment/change on the whole task	<ol style="list-style-type: none"> <li>1. Out of all the actions that took place, identify the most significant one related to food preparation and explain its importance in the context of the video.</li> <li>2. Identify the critical steps taken by c to organize and prepare the engine oil for use on the lawn mower, and highlight the importance of these actions in the overall video narrative.</li> </ol>
Action Sequence Analysis	compare and contrast different action sequences, relationship between different actions, how characters adjust their approach, efficacy and precision, expertise of the character	<ol style="list-style-type: none"> <li>1. What is the primary sequence of actions performed by c throughout the video, and how do these actions relate to the overall task being performed?</li> <li>2. Considering the sequence of events, what can be inferred about the importance of precision and accuracy in the character's actions, and how is this demonstrated within the video?</li> </ol>
Character Interaction	how characters interact and collaborate, how their roles differ	<ol style="list-style-type: none"> <li>1. What was the main purpose of the actions performed by both c and the man throughout the video, and how did their roles differ?</li> <li>2. Describe the general activity in the room and how the different characters and their actions contribute to this environment.</li> </ol>

Table 19: **Question categories of EgoSchema.** We manually categorize each question in the EgoSchema Subset into 5 categories. Note that each question may belong to one or more categories.