

Large Language Models are Not Stable Recommender Systems

Tianhui Ma¹, Yuan Cheng², Hengshu Zhu², Hui Xiong³

¹University of Science and Technology of China

²Career Science Lab, BOSS Zhipin

³Hong Kong University of Science and Technology (Guangzhou)

matianhui@mail.ustc.edu.cn, chengyuan02@kanzhun.com, zhuhengshu@gmail.com, xionghui@ust.hk

Abstract

With the significant successes of large language models (LLMs) in many natural language processing tasks, there is growing interest among researchers in exploring LLMs for novel recommender systems. However, we have observed that directly using LLMs as a recommender system is usually unstable due to its inherent position bias. To this end, we introduce exploratory research and find consistent patterns of positional bias in LLMs that influence the performance of recommendation across a range of scenarios. Then, we propose a Bayesian probabilistic framework, STELLA (Stable LLM for Recommendation), which involves a two-stage pipeline. During the first probing stage, we identify patterns in a transition matrix using a probing detection dataset. And in the second recommendation stage, a Bayesian strategy is employed to adjust the biased output of LLMs with an entropy indicator. Therefore, our framework can capitalize on existing pattern information to calibrate instability of LLMs, and enhance recommendation performance. Finally, extensive experiments clearly validate the effectiveness of our framework.

Introduction

Recommender systems have been considered as an important technology for facilitating a wide range of online services, such as news feed (Wu et al. 2022), video entertainment (Papadamou et al. 2022), and display advertising (Chen et al. 2016). Traditional recommendation models primarily depend on historical user interaction behaviors (e.g., clicked item sequences) (Hidasi et al. 2016; Kang and McAuley 2018), and thus have limited capability to capture user preference in some complex contexts that require extensive knowledge (Guo et al. 2022). With the significant successes of large language models (LLMs) in many Natural language processing (NLP) tasks, an increasing number of researchers have been showing interest in utilizing LLMs to develop generative recommender systems (Gao et al. 2023; Wang and Lim 2023; Wang et al. 2023b; Dai et al. 2023; Lin and Zhang 2023; Wu et al. 2023).

In recent studies, LLMs are exhibited to be highly sensitive to the prompt designs for many NLP tasks (Lu et al. 2022; Zhao et al. 2021; Bowman 2023; Dong et al. 2022; Turpin et al. 2023). In particular, when directly using LLMs

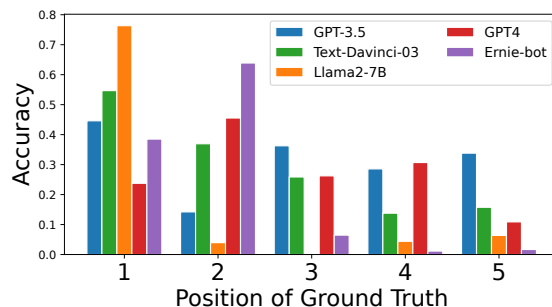


Figure 1: The recommendation performance of different LLMs on the Book dataset, when changing the position of ground truth items within the prompt. The results indicate that using LLMs as recommender system is unstable due to the inherent position bias.

as a recommender system, the input items are usually transformed into the descriptions in prompt (Hou et al. 2023; Liu et al. 2023a), leading to unstable recommendation results that is sensitive to the order of the input candidate items. For example, as shown in Fig.1, the recommendation performance will vary significantly when changing the position of ground truth items. Indeed, traditional recommender systems mainly focus on accuracy while ignoring the problem of variance (Wu et al. 2023), making them not sensitive to the order of input items. However, for using LLMs as recommender systems, it is important to consider both accuracy and variance (i.e., to reduce the variance while ensuring competitive recommendation accuracy), which is a challenging and under-explored task.

To this end, in this paper, we introduce an exploratory research on addressing the position bias of LLMs as recommender systems. Through an in-depth analysis, we first identify the consistent patterns of position bias that influence the recommendation’s performance across a range of scenarios. Furthermore, we propose a Bayesian probabilistic framework, STELLA (Stable LLM for Recommendation), which introduces a two-stage pipeline when using LLMs as recommender systems. As shown in Fig.2, STELLA consists of two interactive learning stages, namely the probing stage and the recommendation stage. The core idea is to in-

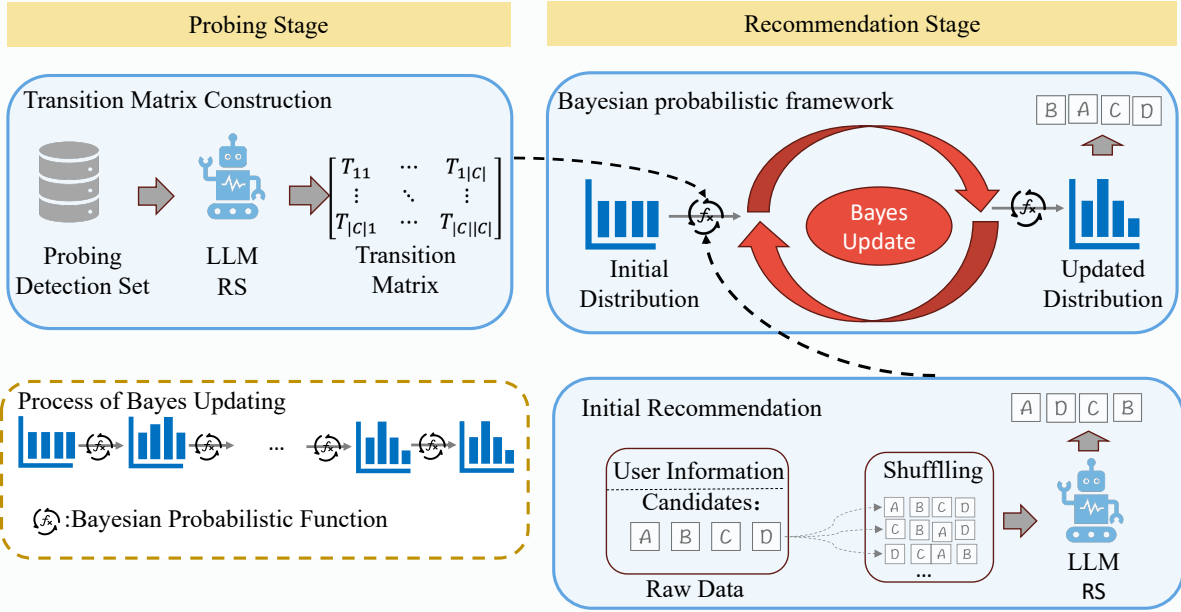


Figure 2: Overview of STELLA framework, which consists of a probing stage and a recommendation stage.

roduce a probing dataset specifically designed for detecting position bias patterns within LLMs. These patterns can then be employed to assess the confidence of recommendation outcomes, allowing for the calibration of biases in the recommender system. Specifically, during the probing stage, we identify patterns in a transition matrix using a probing detection dataset. In the recommendation stage, a Bayesian updating strategy is employed to adjust the biased output of LLMs, and a confidence indicator is introduced based on the output distribution entropy. Therefore, our framework can capitalize on existing pattern information to calibrate the instability of LLMs, and enhance recommendation performance through the confidence indicator.

Our contributions can be summarized as follows:

- We identify consistent patterns related to position bias specifically in the application of using LLMs as recommender systems, underscoring the necessity to address both variance and accuracy in this context.
- We first propose a novel Bayesian probabilistic framework, STELLA, which introduces a two-stage pipeline when using LLMs as recommender system.
- We conduct extensive experiments that clearly validate the effectiveness of our framework, which can significantly reduce the variance and enhancing overall recommendation performance of LLMs.

Related Work

Generally, the related works of this paper can be grouped into two categories, namely LLM for recommendations and position bias in LLM.

Large Language model for recommendations

Large Language Models are emerging as powerful tools in the field of NLP (Brown et al. 2020; Kojima et al. 2022; Chowdhery et al. 2022) and have recently gained significant attention in the field of recommender systems. Wu et al. (2023) provides a systematic review and analysis of existing LLMs for recommendation systems.

Recently, researchers have been exploring the potential of leveraging the powerful capabilities of LLM as a novel recommendation tool. Liu et al. (2023a) and Zhang et al. (2021) systematically evaluate the performance of ChatGPT (OpenAI 2022) on common recommendation tasks. Similarly, Dai et al. (2023) conduct an empirical analysis of ChatGPT’s recommendation abilities from three types of ranking: point-wise, pair-wise, and list-wise. Hou et al. (2023) introduce two prompting methods to improve the sequential recommendation ability of LLMs and have explored some basic problems in this new paradigm.

However, it is necessary to note that the overall exploration in this field is still in the early stages. It cannot be neglected that there is some inherent bias inside the LLMs as well as fairness issues related to sensitive attributes (Ferrara 2023), which are influenced by the training data and the demographics of annotators. This leads to discussions and concerns regarding the challenges and risks of bias in LLMs for recommender systems.

Position Bias in Large Language Model

Large Language Models (LLMs) are shown to exhibit position bias (Lu et al. 2022; Zhao et al. 2021; Bowman 2023; Dong et al. 2022; Turpin et al. 2023), that is, an excessive dependency on the position of information position in prompts. Recent studies, such as Wang et al. (2023a), further explore

Table 1: Prompt format

Prompt
<p>You are a book recommendation system now. Please list the ranked recommendations. The output should be in the format of json, e.g. {"rank_order":["A", "B", "C", "D", "E"]}.</p> <p>Input: Here is the reading history of a user: Inferno, An Abundance of katherines, The Son, Joyland, The Guns at Last Light: The War in Western Europe, 1944-1945 (Liberation Trilogy). The books on the candidate list are:</p> <p>(A) No Easy Day: The Autobiography of a Navy Seal: The First-hand Account of the Mission That Killed Osama Bin Laden,</p> <p>(B) The Execution of Noa P. Singleton: A Novel,</p> <p>(C) Allegiant,</p> <p>(D) The Geography of Bliss: One Grump’s Search for the Happiest Places in the World,</p> <p>(E) Billy Lynn’s Long HalTableime Walk: A Novel.</p> <p>Output:</p>

the position bias of GPT-4 and ChatGPT when used as evaluators, showcasing a sensitivity to the sequence of candidate items. Moreover, Qin et al. (2023) find that simplifying list-wise ranking tasks to pairwise comparisons can yield better performance. This problem also exists when applying LLMs for retrieval tasks. In the context of long-input retrieval, Liu et al. (2023b) find that language models oTable 3en struggle to use information in the middle of long input contexts, and that performance decreases as the input context becomes longer.

However, it is important to note that the overall exploration of using LLMs as recommender systems is still in the early stages. The position bias problem in this new system needs to be explored systematically. Hou et al. (2023) investigate the capacity of LLMs to act as the ranking model for recommender systems, demonstrating that LLMs struggle to perceive the order of historical interactions and can be affected by position bias. Along this line of research, we systematically investigate this problem and the pattern underlying the phenomenon. We then propose a two-stage framework to address this problem.

Instability of LLMs as Recommender Systems

In this section, we present the pipeline for using LLMs for sequential recommendation, along with a formal definition of related concepts. The design of the prompt is in Table 1. Then, we show the patterns found within the phenomenon of position bias in LLM-based recommendation systems.

Notation and Problem Setting

Our primary focus is on encoding traditional sequence recommendation user-item interactions into prompt formats, followed by subsequent decoding processes. The main component of the input is composed of three components:

Task Description (I): By explicitly providing instructions, we delineate the use of the model for recommendation systems.

User Historical Behavior Description (H): This represents the comprehensive historical interactions between the

user and the item in a natural language format.

$$H = \text{Encoder}_h(h_1, h_2, \dots, h_i), \quad (1)$$

where h_i represents one piece of history record.

Candidate Items (C): This represents the whole set of candidate items to be ranked.

$$C = \text{Encoder}_c(c_1, c_2, \dots, c_j), \quad (2)$$

where c_j represents a candidate item in a natural language format, such as the title of the item.

Then we obtain the output:

$$\text{Output} = \text{LLM}(I, H, C). \quad (3)$$

Upon analyzing the results, we discern the recommendation ranking results of the large model:

$$Y = y_1, y_2, \dots, y_j = \text{Decoder}(\text{Output}). \quad (4)$$

The output items then undergo a basic legality check, and invalid answers are excluded.

Specifically, the conversion of the original candidate set into natural language introduces sequential information, affecting the recommendation results of the system. The sequence of items to be ranked introduces diversity into C . Considering all the permutations, there are $j!$ ways to arrange the sequence $\{c_1, c_2, \dots, c_j\}$. Formally, it can be represented as follows:

$$C \in [C_1, \dots, C_k], \quad (5)$$

where $k = j!$. Correspondingly,

$$Y \in [Y_1, \dots, Y_k], \quad (6)$$

where $k = j!$. Given the evaluation metrics, we obtain a performance score S_i for each ranked output Y_i . We calculate the mean value and the variance of S_i , which represent the capability and stability of the system, respectively.

Position Bias

In this section, we explore the characteristics of ChatGPT (GPT-3.5-turbo) when using it as a recommender system. The investigation primarily focuses on the sensitivity and patterns of the model in four aspects: the prompt template, candidate size, attention to context, and permutation.

Prompt Template. For the prompt template, we test various variations, such as removing candidate labels (e.g. A/B/C) or replacing candidate labels in Table 1 with Arabic numerals, lowercase letters, Greek characters, Roman numerals, or plain lists (e.g. Candidate 1/Candidate 2). As illustrated in Fig.3, different prompt templates lead to distinct trends in the accuracy of the model’s output. However, all of them reveal the issue of position bias, where the model’s recommendation ability is influenced by the different input sequences for the candidate items.

Permutation. Figure 4 shows the situation with four candidate items. The x-axis represents the position of the ground truth in the candidate items, and the y-axis represents the permutation situation of the negative samples. There are three negative samples, corresponding to six permutations.

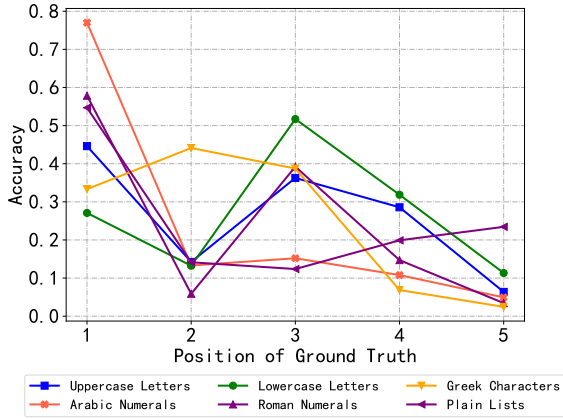


Figure 3: Model performance with respect to different prompt templates.

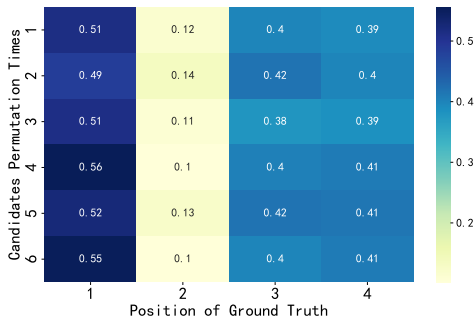


Figure 4: For each position of ground truth, we permute the negative samples.

It shows the changes in accuracy under these combination scenarios. For the same x-value column, the accuracy variation is small, while there is significant variation for the same y-value row. This indicates that the model is less sensitive to the arrangement order of the negative samples compared with the position of the ground truth.

Position Sensitivity to Context. From Fig.5, we observe significant variations in the recommendation performance of the model that are related to the context of candidate items. This position sensitivity to context manifests in two significant patterns, as elaborated below.

(1)Limited Sensitivity of the model to the Context of Candidate Items: As shown in Fig.5,when the length of the candidate set is 20, the corresponding average recommendation accuracy is as low as 0.05. Specifically, in the Book dataset, the output resembles random results aTableer the 15th item, while in the other three datasets, the output approximates random results after just five items. This pattern suggests that the model can effectively focus on a limited number of candidate items when making recommendations. When this number is small, the recommendations are more accurate. However, as the number of candidate items increases, the recommendations become increasingly inaccurate, resembling random selections. This underlines the need for care-

fully evaluating and selecting an appropriate candidate set length in practice to avoid significant degradation in recommendation quality.

(2) Model Struggles to Accurately Identify the Last Position: As is evident from Fig.5, across different candidate set sizes, when the true value is placed at the end of the candidate items, the model consistently exhibits almost the worst results.

Candidate Size. Figure 6 shows the performance of the model substantially decreases as the size of the candidate set increases. To investigate this, we use a fixed prompt template and choose different sizes of candidate items. For each size, we place the ground truth at all corresponding positions to obtain all possible accuracies. We display the maximum, minimum, and average values. Additionally, we present the results of random recommendations as a comparison baseline. Figure 6 shows that the model’s accuracy changes a lot when the size of the candidate set increases from 2 to 25. For example, when the candidate set size is 2, the difference between the highest and lowest accuracy values is 0.2. This difference increases to 0.4 or more when the candidate set size is larger than 3. The model’s recommendations are consistently better than random recommendations. In Figure 6, the average accuracy of the model’s recommendations is always higher than the accuracy of random recommendations.

However, this better performance decreases as the candidate set size gets larger. For instance, the average accuracy is 0.6 for a candidate set size of 2, but it drops to 0.1 for a size of 25. The improvement over random recommendations also changes, being 0.1 for a size of 2 and 0.15 for a size of 3, and it varies at other sizes.

These findings highlight the importance of choosing the right candidate set size when using large models for recommendation systems, as this choice has a big effect on how well the recommendations work.

Calibrating the Position Bias

Given the sequential histories with candidates, our task is to rank these candidates using Large Language Models (LLMs) as a recommender system. In this section, we introduce the technical details of our Bayesian probabilistic framework, STELLA (Stable LLM for Recommendation), which employs a two-stage pipeline when using LLMs as a recommender system. During the probing stage, we identify patterns in a transition matrix using a probing detection dataset. In the recommendation stage, a Bayesian strategy is employed to adjust the biased output of LLMs with an entropy indicator. The overview of this proposed framework is illustrated in Figure 2.

Probing Stage

Given the user histories, a probing set is created and integrated into the model. By analyzing the output, we obtain a transition matrix that reflects the position bias of the model.

First, the probing set is created in the same manner as the true test set, using only histories, and leaving one as ground truth while extracting several previous histories. The candidate set consists of the ground truth and several negative

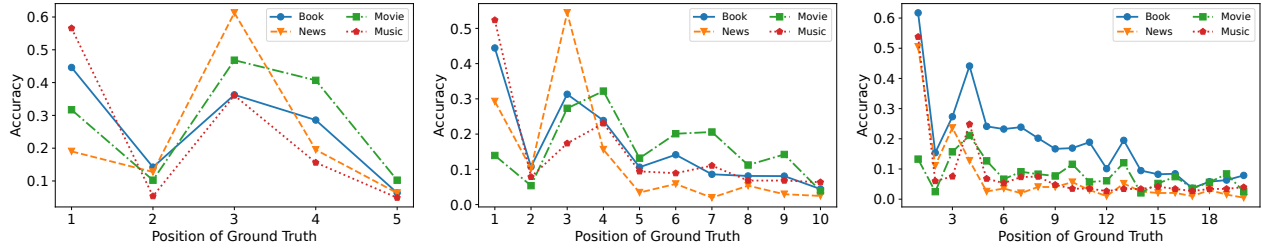


Figure 5: Accuracy across different candidate set sizes on four datasets. The results shows position sensitivity to the context.

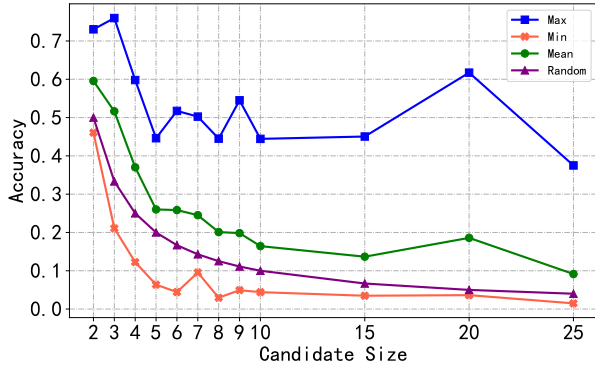


Figure 6: Model performance with different candidate sizes.

samples. Then, for each piece of probing data, we permute the position of the ground truth, creating ensemble data that makes up the final probing dataset. Finally, by analyzing the output of the model while inferring from the probing set, we derive the transition matrix T , which reflects the transition from the original ground truth position to the predicted ones. Formally, T is defined as follows

$$T = \begin{bmatrix} T_{11} & T_{12} & \dots & T_{1|C|} \\ T_{21} & T_{22} & \dots & T_{2|C|} \\ \vdots & \vdots & \ddots & \vdots \\ T_{|C|1} & T_{|C|2} & \dots & T_{|C||C|} \end{bmatrix}, \quad (7)$$

where T_{ij} is the conditional probability that the model ranks an item at position j first while ground truth locating at position i and $|C|$ is the number of candidate positions.

As discussed in the pattern-revealing section, there are position biases in the system. The probing dataset is capable of capturing some user preferences from the histories. Through the ensemble construction and analysis of the model’s output pattern, consistent position bias information can be transferred from this training stage to the inference stage. The format of the transition information in relation to the transition matrix will be further discussed in the section of experiments.

Recommendation Stage

Based on the prediction of the model during the inference period, we post-process it by utilizing the transition matrix from the probing stage to calibrate the position bias inside the direct output of the model.

We apply Bayesian updating to correct the biased output of the model for ranking candidates, using entropy as an indicator to infer the final result. The procedure is as follows:

- **Initialization:** In the recommendation stage, we begin by initializing the prior probability vector \mathbf{p} of the ground truth’s position to a uniform distribution.
- **Bayesian Updating:** Next, we utilize the prediction result \mathbf{y} of the model and the transition matrix \mathbf{T} obtained from the probing phase to compute the posterior probability distribution \mathbf{p}_{new} via Bayesian updating:

$$\mathbf{p}_{\text{new}} = \frac{\mathbf{p} \odot \mathbf{T}_y}{\sum_{i=1}^n (\mathbf{p} \odot \mathbf{T}_y)_i}. \quad (8)$$

where \odot represents element-wise multiplication, and \mathbf{T}_y is the y -th column of \mathbf{T} , representing the conditional probability distribution when the model’s predicted first item is at position y .

- **Entropy Calculation:** Subsequently, we determine the entropy $H(\mathbf{p}_{\text{new}})$ of the posterior probability distribution \mathbf{p}_{new} :

$$H(\mathbf{p}_{\text{new}}) = - \sum_{i=1}^n p_{\text{new},i} \log p_{\text{new},i}. \quad (9)$$

- **Convergence and Result:** When the entropy changes slightly for several consecutive iterations, or the maximum number of iterations is reached, the algorithm halts. The final recommendation result is the ranking of the candidate projects corresponding to the posterior probability distribution \mathbf{p}_{new} with the smallest entropy.

By implementing this process, Bayesian inference seamlessly combines observed data and prior information, and it offers a more precise and confidence-informed prediction of the ground truth position. It thus aids in calibrating the position bias present in the direct output of the model, making it a practical solution for applications using large language models in recommendation systems.

As discussed in the previous section, using large language model as recommender systems exhibits consistent position bias, which prompts us to explore the distribution of the position of the ground truth. Solving this problem fundamentally is quite challenging due to the high cost of pretraining large language models. We argue that the post-process technique is necessary when applying large language models in our case of recommendation. Our framework is low-resource and intuitive. We aim to calibrate the position bias

in this system based on the detected pattern and the direct output of the model. This aligns with Bayesian update theory, which seeks to calibrate biased priors based on old likelihoods and new evidence. The latter experiments section demonstrates the effectiveness of our framework.

Algorithm 1: Probability Based Post-processing Algorithm

Input: Prior probability distribution p , Model’s prediction result y , Transition matrix T

Parameter: Maximum iteration number N

Output: Final Ranked result \hat{y} , Entropy records E

- 1: Initialize prior probability distribution p as a uniform distribution
 - 2: **for** iteration $i = 1$ to N **do**
 - 3: Update posterior distribution using Equation 8
 - 4: Calculate entropy e using Equation 9, and save the record in E
 - 5: **if** Entropy E converges **then**
 - 6: **return** \hat{y} corresponding to minimum e
 - 7: **end if**
 - 8: **end for**
 - 9: **if** Maximum iterations N reached and E has not converged **then**
 - 10: **return** \hat{y} corresponding to minimum e in E
 - 11: **end if**
-

Experiments

In this section, we use ChatGPT (GPT-3.5-turbo) as the LLM, which has been widely used in recommendation system research, to perform the experiments for validating the effectiveness of STELLA.

Datasets

To more profoundly delve into the diverse capabilities of LLM in personalized recommendations, we conduct evaluations on four datasets encompassing a variety of domains.

- **Movies:** We utilized the widely adopted MovieLens-1M dataset (Harper and Konstan 2016), encompassing one million user ratings for films.
- **Books:** We drew from the “Books” subset of the Amazon dataset (He and McAuley 2016), containing user ratings for an array of literary works.
- **Music:** For the music domain, we utilized the “CDs & Vinyl” from Amazon dataset (He and McAuley 2016).
- **News:** The MIND-small dataset served as the benchmark for our exploration in the news domain (Wu et al. 2020).

Aligning with conventional practices (He et al. 2017; Mao et al. 2021; Xu et al. 2022), for the movie, book, and music datasets, the feedback data with ratings higher than 3 are treated as positive samples, while all the other ratings as negative (Dai et al. 2023). For the news dataset, we utilize the original sample labels. In our experiments, the title of the item is used as the description within the historical behaviors as well as the candidate items. Due to substantial

cost constraints, we randomly selected 200 users from each dataset for experiments.

Evaluation

Following existing works (Kang and McAuley 2018; Hou et al. 2022), we apply the leave-one-out strategy for evaluation. For each historical interaction sequence, the last item is treated as the ground truth for evaluation. For all experiments, the positive item are paired with randomly sampled negative items to consist a candidate item list. We use accuracy as ranking metrics for performance evaluation.

Implementation Details

We can simply obtain probing set from training dataset. In this work we use the last m historical behaviors of each user before the evaluation time step to form a probing set. In this work, m is referred to as length of ensemble steps and m is set to 5 in our experiments. For each scenario, after permuting the position of the ground truth within the candidates of the probing set, we can calculate the distribution of predicted true values and construct the corresponding transition matrix. Next, we initiate the Bayesian updating process. During each update, we shuffle the order of the input data and set the maximum sampling step as 10. We stop the updates either convergence or reaching the maximum sampling step. After stopping the updates, we use the results corresponding to the minimum entropy value among the updated results as the final output.

Our framework, STELLA, performs post-processing on the model’s recommended results. Due to the instability of LLMs, the raw recommendation output varies significantly. The main baseline in this experiment is the Bootstrapping strategy proposed by (Hou et al. 2023). The strategy includes a statistical inference process through permutation tests and an aggregation process for multiple votes, referred to as the Borda count method (Emerson 2013). Specifically, scores are assigned to each item based on their ranking position, with items ranked higher receiving higher scores. For example, for candidate items A, B, and C, if the ranked result is B, C, and A, the first position receives 3 scores (in this case, B), while items C and A receive 2 scores and 1 score, respectively. By aggregating multiple ranked results, we rank the items based on their final total scores.

We also use the Borda count method in STELLA. In our experiments, the aggregation parameter is set to 3, and for the baseline Bootstrapping, the results are obtained by aggregating 3 outputs. For STELLA, the lowest 3 ranked outputs corresponding to the entropy indicator are aggregated to produce the final result.

Main Results

We evaluate the effectiveness of our framework. Table 2 shows the results of the all of the datasets, corresponding to raw output, Bootstrapping and STELLA, respectively.

Stability The raw outputs from the LLM varies significantly, with the recommendation accuracy in a large range. In Table 2, we calculate the mean value and standard deviation of the raw output. From the standard deviation, we

Table 2: Results of the experiments on four datasets.

	Raw Output	Bootstrapping	STELLA
Book	0.2915 \pm 0.0798	0.2647	0.3235
Movie	0.2740 \pm 0.0593	0.2537	0.2976
Music	0.2500 \pm 0.0300	0.2650	0.3000
News	0.2610 \pm 0.0219	0.2341	0.2732

Table 3: Ablation study about Transition Matrix.

Method	Book	Movie	Music	News
STELLA	0.3235	0.2976	0.3000	0.2732
W/O TM	0.2696	0.2439	0.2450	0.2390

can observe the instability of the raw output. For instance, the accuracy on the Book dataset bottoms out at 0.2118, approximating a random outcome, yet it can peak at 0.3713. In contrast, STELLA remains consistent and stable due to its Bayesian updating framework.

Accuracy We employ accuracy as the metric to assess the effectiveness of recommendations. While Bootstrapping and our STELLA exhibit greater stability compared to the raw outputs, it is noted that the Bootstrapping often fails to surpass the average value of the raw output. However, our proposed STELLA approach consistently outperforms both Bootstrapping and average of raw output by a significant improvement of over 15% across all four datasets.

Ablation Study

In this work, calculating the transition matrix based on the probing detection set is the key technique. We examine the length of ensemble steps to investigate the influence of the transition matrix on the effectiveness of recommendations.

Transition Matrix. Within our STELLA, the transition matrix is utilized during the Bayes update process. To test the performance in absence of the transition matrix, we substitute it with a random uniform matrix, which is equivalent to the assumption without position bias. As indicated in the Table 3, we can find that the accuracy on all the datasets is significantly decreased. This again underscores the necessity of taking position bias into consideration.

Size of Probing Detection Set. We test different lengths while ensembling the probing detection set. As shown in Fig.7, among the Book, Movie, and Music datasets, the accuracy of our framework, STELLA, improves as the length of ensemble steps increases. However, the opposite is observed in the News dataset. This discrepancy may be attributed to the inherent time sensitivity of news recommendations, which differs from the other three scenarios. As the number of training time steps increases, the transition matrix obtained from the probing detection set does not more accurately reflect user preferences. However, better results are achieved when the length of ensemble steps is set to 5.

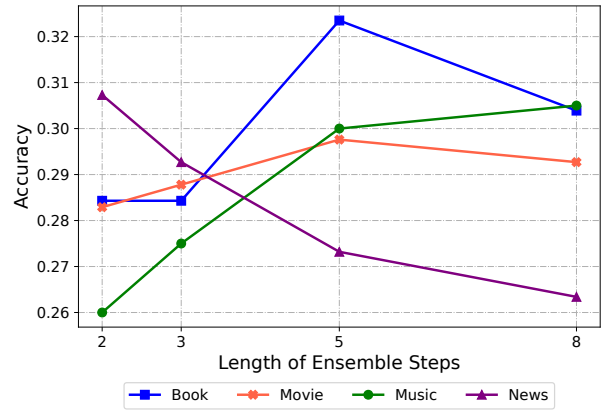


Figure 7: Ablation Study about Length of Ensemble Steps for Probing Detection Set.

Discussion

In this work, we conduct experiments using ChatGPT as a Large Language Model. When using relatively smaller-scale Large Language Models, we observe that their outputs tend to either mirror the inputs or produce invalid outputs. This behavior may be attributed to the demanding capability requirements of the recommendation task. Our proposed framework, STELLA, focuses solely on exploring behavioral patterns in the Large Language Model’s inference for the recommendation scenario, rather than on training or re-training the model. As a result, the associated costs remain relatively low.

Concluding Remarks

In this paper, we study the instability problem that arises when using Large Language Models as recommender systems. Through detailed analysis, we identify consistent patterns of bias that influence performance across a range of scenarios. Based on these characteristics, we develop the intuition to extract consistent patterns of instability and use this information to calibrate the biased output each time the system makes an inference. To address this issue, we propose a Bayesian probabilistic framework, named STELLA, which introduces a two-stage pipeline for using Large Language Models as recommender systems. During the probing stage, we identify patterns in a transition matrix using a probing detection dataset. In the recommendation stage, we employ a Bayesian updating strategy to adjust the biased output of Large Language Models, and we introduce a confidence indicator based on the entropy of the output distribution. As a result, our framework is able to capitalize on existing pattern information to calibrate the instability of Large Language Models and enhance recommendation performance through the confidence indicator. Finally, extensive experiments clearly validate the effectiveness of our framework.

References

- Bowman, S. R. 2023. Eight things to know about large language models. *arXiv preprint arXiv:2304.00612*.
- Brown, T. B.; Mann, B.; Ryder, N.; Subbiah, M.; Kaplan, J.; Dhariwal, P.; Neelakantan, A.; Shyam, P.; Sastry, G.; Askell, A.; Agarwal, S.; Herbert-Voss, A.; Krueger, G.; Henighan, T.; Child, R.; Ramesh, A.; Ziegler, D. M.; Wu, J.; Winter, C.; Hesse, C.; Chen, M.; Sigler, E.; Litwin, M.; Gray, S.; Chess, B.; Clark, J.; Berner, C.; McCandlish, S.; Radford, A.; Sutskever, I.; and Amodei, D. 2020. Language Models are Few-Shot Learners. In *NeurIPS*.
- Chen, J.; Sun, B.; Li, H.; Lu, H.; and Hua, X.-S. 2016. Deep CTR Prediction in Display Advertising. In *Proceedings of the 24th ACM International Conference on Multimedia*, MM '16, 811–820. New York, NY, USA: Association for Computing Machinery. ISBN 9781450336031.
- Chowdhery, A.; Narang, S.; Devlin, J.; Bosma, M.; Mishra, G.; Roberts, A.; Barham, P.; Chung, H. W.; Sutton, C.; Gehrmann, S.; et al. 2022. Palm: Scaling language modeling with pathways. *arXiv preprint arXiv:2204.02311*.
- Dai, S.; Shao, N.; Zhao, H.; Yu, W.; Si, Z.; Xu, C.; Sun, Z.; Zhang, X.; and Xu, J. 2023. Uncovering ChatGPT’s Capabilities in Recommender Systems. *arXiv:2305.02182*.
- Dong, Q.; Li, L.; Dai, D.; Zheng, C.; Wu, Z.; Chang, B.; Sun, X.; Xu, J.; and Sui, Z. 2022. A Survey for In-context Learning. *arXiv preprint arXiv:2301.00234*.
- Emerson, P. 2013. The original Borda count and partial voting. *Soc. Choice Welf.*, 40(2): 353–358.
- Ferrara, E. 2023. Should ChatGPT be Biased? Challenges and Risks of Bias in Large Language Models. *CoRR*, abs/2304.03738.
- Gao, Y.; Sheng, T.; Xiang, Y.; Xiong, Y.; Wang, H.; and Zhang, J. 2023. Chat-REC: Towards Interactive and Explainable LLMs-Augmented Recommender System. *arXiv:2303.14524*.
- Guo, Q.; Zhuang, F.; Qin, C.; Zhu, H.; Xie, X.; Xiong, H.; and He, Q. 2022. A Survey on Knowledge Graph-Based Recommender Systems. *IEEE Trans. Knowl. Data Eng.*, 34(8): 3549–3568.
- Harper, F. M.; and Konstan, J. A. 2016. The MovieLens Datasets: History and Context. *ACM Trans. Interact. Intell. Syst.*, 5(4): 19:1–19:19.
- He, R.; and McAuley, J. J. 2016. Ups and Downs: Modeling the Visual Evolution of Fashion Trends with One-Class Collaborative Filtering. In *WWW*, 507–517. ACM.
- He, X.; Liao, L.; Zhang, H.; Nie, L.; Hu, X.; and Chua, T. 2017. Neural Collaborative Filtering. In *WWW*, 173–182. ACM.
- Hidasi, B.; Karatzoglou, A.; Baltrunas, L.; and Tikk, D. 2016. Session-based Recommendations with Recurrent Neural Networks. In *ICLR (Poster)*.
- Hou, Y.; Mu, S.; Zhao, W. X.; Li, Y.; Ding, B.; and Wen, J. 2022. Towards Universal Sequence Representation Learning for Recommender Systems. In *KDD*, 585–593. ACM.
- Hou, Y.; Zhang, J.; Lin, Z.; Lu, H.; Xie, R.; McAuley, J.; and Zhao, W. X. 2023. Large Language Models are Zero-Shot Rankers for Recommender Systems. *arXiv:2305.08845*.
- Kang, W.; and McAuley, J. J. 2018. Self-Attentive Sequential Recommendation. In *ICDM*, 197–206. IEEE Computer Society.
- Kojima, T.; Gu, S. S.; Reid, M.; Matsuo, Y.; and Iwasawa, Y. 2022. Large Language Models are Zero-Shot Reasoners. In *NeurIPS*.
- Lin, G.; and Zhang, Y. 2023. Sparks of Artificial General Recommender (AGR): Early Experiments with ChatGPT. *arXiv:2305.04518*.
- Liu, J.; Liu, C.; Zhou, P.; Lv, R.; Zhou, K.; and Zhang, Y. 2023a. Is ChatGPT a Good Recommender? A Preliminary Study. *arXiv:2304.10149*.
- Liu, N. F.; Lin, K.; Hewitt, J.; Paranjape, A.; Bevilacqua, M.; Petroni, F.; and Liang, P. 2023b. Lost in the Middle: How Language Models Use Long Contexts. *arXiv:2307.03172*.
- Lu, Y.; Bartolo, M.; Moore, A.; Riedel, S.; and Stenetorp, P. 2022. Fantastically Ordered Prompts and Where to Find Them: Overcoming Few-Shot Prompt Order Sensitivity. In *ACL (1)*, 8086–8098. Association for Computational Linguistics.
- Mao, K.; Zhu, J.; Wang, J.; Dai, Q.; Dong, Z.; Xiao, X.; and He, X. 2021. SimpleX: A Simple and Strong Baseline for Collaborative Filtering. In *CIKM*, 1243–1252. ACM.
- OpenAI. 2022. Introducing ChatGPT. *CoRR*.
- Papadamou, K.; Zannettou, S.; Blackburn, J.; De Cristofaro, E.; Stringhini, G.; and Sirivianos, M. 2022. “It is just a flu”: Assessing the Effect of Watch History on YouTube’s Pseudoscientific Video Recommendations. In *Proceedings of the international AAAI conference on web and social media*, volume 16, 723–734.
- Qin, Z.; Jagerman, R.; Hui, K.; Zhuang, H.; Wu, J.; Shen, J.; Liu, T.; Liu, J.; Metzler, D.; Wang, X.; and Bendersky, M. 2023. Large Language Models are Effective Text Rankers with Pairwise Ranking Prompting. *arXiv:2306.17563*.
- Turpin, M.; Michael, J.; Perez, E.; and Bowman, S. R. 2023. Language Models Don’t Always Say What They Think: Unfaithful Explanations in Chain-of-Thought Prompting. *CoRR*, abs/2305.04388.
- Wang, L.; and Lim, E.-P. 2023. Zero-Shot Next-Item Recommendation using Large Pretrained Language Models. *arXiv:2304.03153*.
- Wang, P.; Li, L.; Chen, L.; Zhu, D.; Lin, B.; Cao, Y.; Liu, Q.; Liu, T.; and Sui, Z. 2023a. Large Language Models are not Fair Evaluators. *arXiv:2305.17926*.
- Wang, W.; Lin, X.; Feng, F.; He, X.; and Chua, T.-S. 2023b. Generative Recommendation: Towards Next-generation Recommender Paradigm. *arXiv:2304.03516*.
- Wu, C.; Wu, F.; Qi, T.; Liu, Q.; Tian, X.; Li, J.; He, W.; Huang, Y.; and Xie, X. 2022. Feedrec: News feed recommendation with various user feedbacks. In *Proceedings of the ACM Web Conference 2022*, 2088–2097.

Wu, F.; Qiao, Y.; Chen, J.; Wu, C.; Qi, T.; Lian, J.; Liu, D.; Xie, X.; Gao, J.; Wu, W.; and Zhou, M. 2020. MIND: A Large-scale Dataset for News Recommendation. In *ACL*, 3597–3606. Association for Computational Linguistics.

Wu, L.; Zheng, Z.; Qiu, Z.; Wang, H.; Gu, H.; Shen, T.; Qin, C.; Zhu, C.; Zhu, H.; Liu, Q.; Xiong, H.; and Chen, E. 2023. A Survey on Large Language Models for Recommendation. arXiv:2305.19860.

Xu, C.; Xu, J.; Chen, X.; Dong, Z.; and Wen, J. 2022. Dually Enhanced Propensity Score Estimation in Sequential Recommendation. In *CIKM*, 2260–2269. ACM.

Zhang, Y.; DING, H.; Shui, Z.; Ma, Y.; Zou, J.; Deoras, A.; and Wang, H. 2021. Language Models as Recommender Systems: Evaluations and Limitations. In *I (Still) Can't Believe It's Not Better! NeurIPS 2021 Workshop*.

Zhao, Z.; Wallace, E.; Feng, S.; Klein, D.; and Singh, S. 2021. Calibrate Before Use: Improving Few-shot Performance of Language Models. In *ICML*, volume 139 of *Proceedings of Machine Learning Research*, 12697–12706. PMLR.