

Automated Approaches to Detect Self-Admitted Technical Debt: A Systematic Literature Review

Edi Sutoyo^{1,2*} and Andrea Capiluppi¹

^{1*}Bernoulli Institute, University of Groningen, Nijenborgh 9, Groningen, 9747 AG, Groningen, The Netherlands.

^{1*}Department of Information Systems, Telkom University, Jl. Telekomunikasi No. 1, Bandung, Indonesia.

*Corresponding author(s). E-mail(s): e.sutoyo@rug.nl;
Contributing authors: a.capiluppi@rug.nl;

Abstract

Technical debt is a pervasive issue in software development, often arising from trade-offs made during development, which can impede software maintainability and hinder future development efforts. Self-admitted technical debt (SATD) refers to instances where developers explicitly acknowledge suboptimal code quality or design flaws in the codebase. Automated detection of SATD has emerged as a critical area of research, aiming to assist developers in identifying and addressing technical debt efficiently. However, the enormous variety of feature extraction approaches of natural language processing (NLP) and algorithms employed in the literature often hinder researchers from trying to improve their performance. In light of this, this systematic literature review proposes a taxonomy of feature extraction techniques, and machine learning (ML)/deep learning (DL) algorithms used in technical debt detection: its objective is to compare and benchmark their performance in the examined studies. We selected 53 articles that passed the quality evaluation of the systematic review. We then investigated in depth which feature extractions, and algorithms were employed to identify technical debt in each software development activity. All approaches proposed in the analyzed studies were grouped into NLP, NLP+ML, and NLP+DL. This allows us to discuss the performance in three different ways. Overall, the NLP+DL group consistently outperforms in precision and F1-score for all projects, and in all but one project for the recall metric. Regarding the feature extraction techniques, the pre-trained embeddings (PTE) consistently achieve higher precision, recall, and F1-score for each project analyzed. Furthermore, TD types have been mapped, when possible, to software development activity: this served to determine the best-performing feature extractions and algorithms for each development activity.

Finally, based on the review results, we also identify implications that could be of concern to researchers and practitioners.

Keywords: technical debt, natural language processing, systematic literature review, software development

1 Introduction

Business needs often require developers to be able to deliver new products and features as rapidly as possible, in order to reach the market. In fact, a developer must be able to balance carefully designing applications and seamlessly coding their features. In the business or corporate world, however, schedules and limited resources frequently hinder developers from generating perfect code before deploying it into products [1]. This becomes commonplace when stakeholders cut several technical processes to catch up on momentum, especially in startup practices [2, 3]. A tight deadline frequently leads to technical debt, as developers do not have enough time to think long-term or about the best overall solution for a code [4].

Technical debt (TD) is often used to describe the trade-off that occurs when an organization (or a developer) chooses to prioritize the delivery of new features or functionality over the long-term maintenance of the software [5]. TD can occur in any software development project and can be caused by a variety of factors, including lack of resources, time, knowledge, or experience on the part of the development team [6, 7].

A small amount of debt is acceptable; however, a significant amount of debt will hinder the scalability and maintainability of software [7]. At first, it could be possible to get around it by patching the implementation, so that the software or the new features can still be deployed. But over time, TD will reduce productivity: piling more of those shortcuts to add further features will eventually result in effectively not being able to add any more. Even worse, it will be hard to keep a software product maintainable, as remedial patches are all over the place and hard to understand.

Among various types of TD, self-admitted technical debt (SATD) has gained considerable attention due to its explicit acknowledgment within the source code comments by developers. SATD represents instances where developers intentionally or unintentionally leave behind suboptimal design or implementation choices, often with a clear understanding of the resultant negative impact on the codebase [8]. This acknowledgment is not merely an admission of suboptimal practices but a vital piece of information that can guide future development activities. Recognizing SATD is crucial for maintaining software quality and sustainability, as it can accumulate over time and impede future development efforts.

As a result, numerous researchers have studied how to manage TD, starting with the early phases of its detection [4, 8, 9]. Due to the significance of SATD, a number of empirical studies have investigated SATD and provided ways for its detection and management. The importance of detecting SATD lies in its potential to preemptively address issues that may later escalate into more significant problems, and make

SATD manageable and explicit about controlling the number of instances. In addition, researchers have developed manual and automated approaches to identify SATD types using indicators derived from source code metrics, utilizing several techniques and artifacts, such as documentation and architectural reviews, in order to detect documentation debt, test debt, and architecture debt [10, 11].

As the scale and complexity of software projects grow, manual identification and management of SATD become impractical. This has spurred interest in automated approaches to detect SATD, leveraging techniques ranging from simple pattern matching to advanced machine learning (ML)/deep learning (DL) algorithms. Such automated methods promise to enhance the efficiency and accuracy of SATD identification, thereby facilitating more strategic debt management and repayment efforts in software development activities.

Despite the fact that experts and academics have focused a significant amount of attention on TD in recent years, there is still no comprehensive review of the current status of SATD detection using automated approaches. Three earlier reviews on SATD detection were published in [10, 12, 13]: the role of NLP in this endeavor was found to undeniably be a feasible research frontier solution for technical debt identification. Moreover, automated SATD detection significantly depends on NLP-based approaches.

Therefore, in this study, we produce and evaluate the results of a systematic literature review that focuses on automated approaches to detect SATD, which mainly utilize NLP approaches and their combinations. The objective of our study and its main contributions are two-fold and aimed at determining which ML/DL-based algorithms have better performance: on the one hand, at SATD identification¹ and categorization²; and on the other hand, at SATD detection in various software development activities.

We have chosen studies closely aligned with our focus, specifically those addressing the identification of SATD and even TD [10, 12, 13], which we summarize and then proceed to compare with our SLR. Subsequently, we provide a condensed overview of this comparative analysis. Our systematic literature review distinguishes from prior reviews through the following points of differentiation:

- *Time frame and scope.* Our review is the most extensive systematic literature review (SLR) on the topic, as it includes relevant studies published between 2002 and 2022. Alves et al. [10] conducted a systematic mapping study (SMS) on technical debt identification, but only between 2010 and 2014. On the other hand, the work published in Sierra et al. is based on a survey that covers the 2014–2018 period [12]. Additionally, Melo et al. conducted an SLR approach that focuses on TD requirements published between 2010 and 2020.
- *Systematic approach.* We followed Kitchenham and Charters' [14] original and rigorous procedures for conducting systematic reviews. Alves et al. [10] did not apply the same approach, but rather a systematic mapping approach, as introduced by

¹Identification is the task of determining whether a particular entity or feature is present in a text (e.g., to identify whether SATD or non-SATD).

²Categorization goes a step further and involves determining not only the presence but also the specific type or label of the linguistic element that has been identified in the text (e.g., to categorize specific types of SATD).

Petersen et al. [15]. Sierra et al. [12] did not report how they sourced their study, but their approach appeared in the form of a survey study. Although the study from Melo et al. [13] also used the SLR approach, they only focused on TD requirements.

- *Comprehensiveness.* We not only relied on search engines for each database used, but we also performed a bidirectional snowballing process. As a result, we analyzed more relevant articles.
- *Profoundness.* Alves et al. [10] only offered identification indicators to detect TD, whereas Sierra et al. [12] did not report the metric evaluation results. In contrast to Melo et al. [13], they tend to carry out SLR to identify some issues related to TD requirements. In our study, we reported all the metric evaluation results gathered from relevant studies and then categorized them into software development activities.
- *Analysis.* We provide a more comprehensive overview of each study analyzed. Alves et al. [10] focused on characterizing the categories of TD, identifying indicators that can be used to detect TD, and identifying what visualization techniques have been offered to enhance TD identification and management operations. On the other hand, Sierra et al. [12] did not focus on detection, however they categorized their findings into three TD activities: detection, comprehension, and repayment. Melo et al.'s SLR typically focused on pinpointing various problems associated with TD requirements [13]. In this paper, we report the type of metric evaluations used as calculated in the original paper, the feature extraction and modeling approaches, and the performance of each algorithm, and synthesize the study findings.

In addition to the Introduction, the remaining sections of the study are organized as follows: Section 2 introduces the concept and background, and Section 3 describes the methodology utilized to conduct the SLR. Sections 4 and 5 summarize and discuss the obtained results, while Section 6 identifies the threats to the validity of this study. Finally, Section 7 offers a conclusion.

2 Background

This section is intended to introduce the concepts underpinning this research (NLP and technical debt) as well as the works that are relevant to it.

2.1 Technical Debt (TD)

The term "technical debt" was coined by software developer Ward Cunningham. He originally used the metaphor for communicating to non-technical stakeholders the importance of budgeting resources for refactoring [5]. Technical debt, sometimes referred to as tech debt or code debt, is the result of a development team rushing the delivery of projects or features that must later be refactored. In other words, there is a trade-off between delivering high-quality, effective, and optimized code and the short-term benefits of achieving release dates [4, 6]. A small amount of debt is acceptable because it can increase productivity, but if left uncontrolled, it could end up costing a lot of time, extra work, and money in the future [16, 17].

The term "not-quite-right" is commonly used to refer to internal software development activities that are postponed but may lead to future difficulties if not addressed [6, 18]. It represents the debt incurred when development teams opt for quick and easy solutions in the short term, risking long-term negative impacts.

The term "TD" encompasses below-par aspects of the software that developers are aware of but lack resources to address, such as outdated documentation, unperformed tests, complex code needing refactoring, and known defects left unattended [19, 20]. These immature artifacts can lead to challenges in meeting quality standards and cause unforeseen delays in implementing necessary changes. Recently, numerous empirical studies have concentrated on examining source code comments and other textual artifacts that indicate technical debt, often known as self-admitted technical debt (SATD) [8]. The source used to detect SATD is usually in the form of natural language that is often expressed through text, such as code comments, commit messages, or other textual artifacts, therefore, SATD detection significantly relies on NLP-based approaches.

2.2 Natural Language Processing (NLP)

Natural Language Processing (NLP) is an interdisciplinary field that studies the interaction between computers and human language, encompassing tasks like speech recognition, natural language understanding, and natural language generation [21, 22]. Chowdhury [22] explains that the objective of NLP researchers is to understand how people perceive and use language so that the appropriate tools and techniques can be developed to assist computers in understanding and using natural languages to complete the necessary tasks.

NLP deals with processing natural language, which is the language used by humans in text or audio form. Computational linguistics, rule-based human language modeling, statistical models, machine learning, and deep learning are combined to enable computer programs to interpret and process human language [23, 24]. In the context of SATD detection, plain text is used as input, including project artifacts such as source code comments, commit messages, pull requests, and issue tracking systems [25, 26].

Source code comments serve as annotations within the code, providing documentation directly incorporated by programmers [27]. These comments are essential for understanding a system and may contain important information, such as the purpose of code additions, progress status on collective tasks, or reasons for specific changes [28]. Comments can express concerns that need attention in the future (e.g., the TODO keyword), identify emerging issues, and guide future actions [29, 30]. They provide valuable context specific to their authors and are human-readable.

Recently, automated approaches utilizing NLP have gained traction in addressing software engineering problems, including the detection of TD, which is called SATD detection. NLP has been effectively used to automatically identify the presence of TD and even categorize specific types of SATD. Notably, numerous studies have integrated NLP with machine learning (ML) models or deep learning (DL) architectures, aiming to enhance algorithm performance (evidence is provided in Subsection 4.2).

3 Methodology

This study is carried out in accordance with the methodology of conducting an SLR described by Kitchenham *et al.* [14, 31, 32]. The procedures for SLR are broken down into three stages: planning, conducting, and reporting the SLR [14]. We developed a review protocol during the planning stage that included the following steps: i) identification of research topics, ii) creation of a search strategy, iii) study selection criteria, iv) study quality assessment, v) data extraction procedure, and vi) data synthesis process (as illustrated in Figure 1).

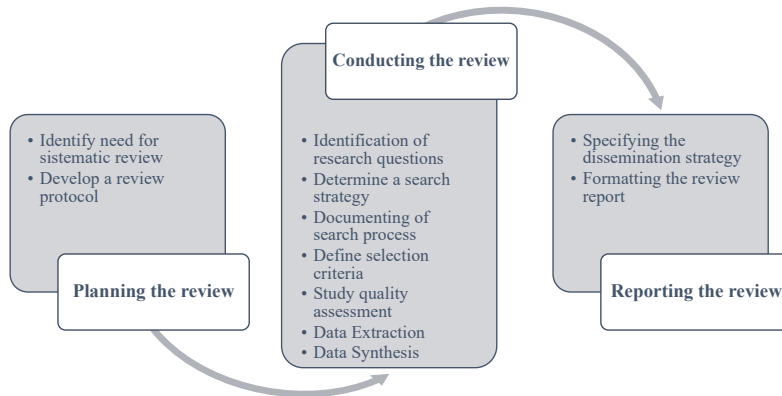


Fig. 1: Graphical representation of the SLR process used in this SLR

The review process comprises several steps. Initially, research questions were formulated for the SLR. Subsequently, a search strategy was devised, involving the identification of search strings and the selection of online databases for locating primary studies. The third stage encompassed the identification of pertinent studies aligned with the research questions, along with the establishment of inclusion and exclusion criteria. Following this, bidirectional snowballing was conducted utilizing references from the source articles. After that, we created a data extraction form to answer the research questions. A data extraction form was then crafted to address the research questions. Lastly, a data synthesis approach was developed to analyze and summarize the research findings.

Figure 2 depicts the article selection procedure for determining the primary studies used in this SLR. The following subsections provide information about the selection process in detail.

3.1 Research Questions

According to Petticrew and Roberts [33], the Population, Intervention, Comparison, Outcomes, and Context (PICOC) framework, which consists of five components, should be used to formulate research questions. The PICOC for our study topics is

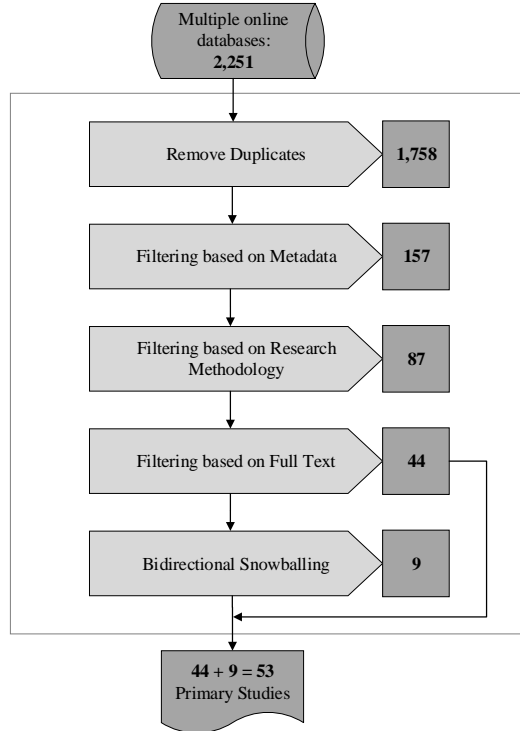


Fig. 2: An overview of the steps in determining primary studies

demonstrated in Table 1. All empirical research outlining the various NLP techniques for identifying technical debt is included in our SLR. We did not include a comparison for the NLP approach in PICOC because it cannot be applied to our research objectives.

Table 1: PICOC Criteria

Parameter	Description	Keywords Used
Population	Field of application	"technical debt"
Intervention	Approach or method for dealing with a certain problem	"nlp" OR "natural language processing" OR "machine learning"
Comparison	None	None
Outcome	Related to factors of importance to practitioners	detection" OR "identification" OR "prediction"
Context	Context in which intervention take places	"software development" OR "software engineering"

According to the PICOC in Table 1, the main objective of this SLR is to investigate, identify, and classify all relevant evidence from the primary studies that focus on using

NLP to detect technical debt. Therefore, the aim of this SLR is to answer the following questions:

RQ1: What automated approaches have been employed to detect technical debt in software engineering or software development?

Rationale: This question aims to understand the progress made in detecting technical debt using automated approaches. By surveying existing studies, we can identify trends and potential future research directions.

RQ2: What feature extraction techniques are utilized in technical debt detection?

Rationale: This research question aims to comprehensively explore feature extraction techniques, analyze their frequency of usage in primary studies, and characterize their prevalent practices among researchers. The goal is to present the current state of feature extraction, identify innovative approaches, and highlight any gaps in the literature to guide future research.

RQ3: In what software development activity does the automated approach support technical debt detection?

Rationale: This question aims to identify software development activities where automated approaches can detect technical debt. It enhances detection accuracy, enabling developers to prioritize resolution and minimize project impacts.

RQ4: Which automated approach performs best for detecting technical debt?

Rationale: This question aims to explore state-of-the-art automated approaches for detecting technical debt and design a tool for identifying it in software development activity. It also serves as an open-ended research question to improve upon existing approaches.

3.2 Search Protocol

Before beginning the SLR planning stage, it is necessary to conduct a pilot search on a database such as Scopus to observe if there are any SLRs with the same research theme. There is no need to conduct a new SLR if there are existing SLRs on the same topic [34]. In this systematic review of the literature, no results covering the topic of the capabilities of the NLP approach in identifying technical debt were discovered; therefore, the SLR can be conducted as new research.

The SLR's search strategy consists of three stages: pilot search, primary search, and snowballing. In the pilot search, multiple search strings are used on online databases to determine the most effective one. The primary search uses the identified search string to find relevant literature in online source databases. The search concludes with a snowball search [35]. The pilot and primary search utilized six online databases: Web of Science, Scopus, IEEE Xplore, ScienceDirect, ACM Digital Library, and Springer. These databases, as proved by previous software engineering SLRs [13, 36–38], provide an excellent overview of the software engineering literature and are trustworthy enough to cover our scope of the literature. Moreover, we employed the "Advanced Search" feature in these databases to obtain full-text and metadata results.

The results of a pilot search using search string S1 were communicated to the second author by the first author. The second author checked several articles at random

Table 2: General search strings utilized during pilot search

String ID	Search String
S1	("technical debt") AND (NLP OR "machine learning")
S2	("technical debt") AND (NLP OR "natural language processing" OR "machine learning") AND (detection OR identification) AND ("software development" OR "software engineering")
S3	("technical debt") AND (NLP OR "natural language processing" OR "machine learning") AND (detect* OR identif* OR predict*) AND ("software development" OR "software engineering")

[39–44] to see if they were relevant. The second author proposed altering the search string to S2 because the search string S1 result was still too general. Similar to the first process, iteration is repeated until it is decided to utilize the final search string, namely search string S3.

As illustrated in Table 2, through a pilot search with multiple search strings, the most effective one (i.e., S3) was selected. The search string was designed with synonyms, alternative keywords, and boolean operators ‘OR’ and ‘AND’ to retrieve relevant studies. Drawing from the pilot search conducted earlier, for this search string S3, we incorporated three supplementary terms commonly associated with tasks related to SATD detection: detect, identify, and predict. Additionally, wildcard asterisk (*) was used to broaden the search for variations of words [45].

The final search string (i.e., S3) was applied to the mentioned 6 online databases to find relevant primary studies for the research questions as described in Subsection 3.1. We utilized the "Advanced Search" feature in these databases to acquire full-text and metadata results.

Table 3: Search results from selected databases

No	Database	Search Result
1	Web of Science	18
2	Scopus	951
3	IEEE Xplore	384
4	ACM Digital Library	267
5	Springer	474
6	ScienceDirect	157
Total		2,251

The final search yielded 2,251 articles (see Table 3). Duplicate articles were removed, and relevant studies were identified based on inclusion and exclusion criteria. The first author executed the review protocol, conducted searches, filtered studies, and extracted data under the supervision of the second author. Any disagreements were resolved through discussions to reach a consensus.

3.3 Article Selection Process

Inclusion and exclusion criteria must be precisely defined for study selection. The inclusion criteria should include an automated approach to detect technical debt. Consequently, the primary studies were chosen based on a comparison of titles, keywords, abstracts, and full texts (i.e., introduction, methodology, results, and conclusions). We employed 6 inclusion criteria, as shown in Table 4):

Table 4: Inclusion Criteria

No	Inclusion criteria
1	The article must be peer-reviewed and published at a conference, workshop, or journal
2	The article must be accessible online (i.e., articles can be fully accessed and downloaded)
3	For research that has both publication types (journal and proceeding version), only the journal version will be selected
4	The study must discuss approaches for identifying and measuring performance in technical debt using the automated approach
5	The study must be published between the years 2002 and 2022
6	The study reported must be related to technical debt in software engineering or software development

The filters shown in Table 5 were instead utilized as part of our exclusion criteria and in order to discard any papers that did not fall within the parameters of our scope. Exclusion criteria were initially applied to eliminate unnecessary publications from the retrieved sources. The first author reviewed the 2,251 publications, excluding articles based on titles, abstracts, and keywords. This process resulted in 44 articles remaining, comprising approximately 1.95% of the initial findings. To ensure consistency, the test-retest strategy by Kitchenham and Charters [14] was used instead of inter-rater agreement. Discussions between the first and second authors were held to maintain consistency, and the second author cross-checked the extraction results shared in a spreadsheet³. Any disagreements were resolved through discussions to reach a consensus.

Table 5: Exclusion criteria

No	Exclusion Criteria
1	Articles not written in English
2	Works in the form of dissertations, theses, and books
3	Articles that are still in the form of proposals
4	The article does not answer at least one research question
5	All other secondary and tertiary studies

In addition, we employed snowballing to identify potential papers that may have been missed. Snowballing involves using an article’s references or citations to find

³The spreadsheet is made available in the shared dataset area at <https://github.com/edisutoyo/automated-satd-detection-sl>

new sources that might have been missed during the initial search [35]. We employed bidirectional snowballing (forward and backward): firstly, we examined the references in the studies to find additional relevant literature, and secondly, we explored the references in the studies to find the foundational or earlier works. The first author reviewed the titles, abstracts, and keywords of the 44 snowball papers, re-applying the inclusion/exclusion criteria. This snowballing process led to the discovery of 9 additional articles (including 2 articles published in 2023) for further investigation (see Table 3). In total, we selected 53 (44 + 9) primary studies after multiple rounds of searches.

3.4 Quality Assessment Criteria

After finalizing the list of articles for the SLR, we performed a quality assessment to ensure that the selected papers provided the necessary information to answer our research questions. The quality of the selected articles was assessed using the questions presented in Table 6, following the procedure recommended by Kitchenham [31]. All 53 relevant articles that we discovered passed the quality evaluation, and thus, our SLR relies on these 53 primary studies.

Table 6: Quality assessment criteria

No	Questions
1	Are the research objectives or research questions in the article clear?
2	Does the study include reviewing the relevant literature or background?
3	Does the paper describe a research methodology?
4	Does the article employ an automated approach?
5	Does the study provide research findings and answer the research questions?
6	Does the article report metric evaluation results of the approach?
7	Does the article clearly state the dataset used?

All of the listed articles were published between January 2014 and December 2022. Our searches for articles were completed at the end of February 2023, supplemented by articles obtained through bidirectional snowballing. As a result, it is highly unlikely that we missed any articles that were published during our period due to publication delays.

3.5 Data Extraction

After applying the inclusion and exclusion criteria and conducting the quality evaluation, we selected the final relevant articles. To address our research questions, we determined the required information and attributes for data summarization. This facilitated the data extraction process, where we read the full text of each article and extracted the relevant information based on specified attributes. To answer the research questions mentioned in Subsection 3.1, we extracted data items listed in Table 7 from each selected study. The extracted data was then entered into a spreadsheet for further analysis.

Table 7: Data extracted from each study

No	Data Name	Description	Relevant RQ
1	Title	Title of the study	Overview
2	Author	Name of the authors	Overview
3	Year	The publication year of the study	Overview
4	Venue	The name of the publication venue of the study	Overview
5	Publication Type	Journal, conference, workshop, or book chapter	Overview
6	Algorithms used	Machine learning model or deep learning architecture used in the study	RQ1, RQ4
7	NLP Technique used	NLP techniques (feature extraction techniques) used in the study	RQ2, RQ4
8	TD Types	The types of TD, e.g., design or requirement TD	RQ3
9	Number of Class	Number of class(es)/TD types used	RQ3
10	Dataset used	Data source/project name and metadata of dataset used	RQ4
11	Metric Evaluation used	Types of metric evaluations used for performance measurement	RQ4
12	Performance Evaluations	Performance measurement results using metric evaluations	RQ4

4 Results

This section addresses the posed research questions. To that purpose, the outcomes of the 53 primary studies are presented and discussed. To provide a clearer context, in the Subsection 4.1 we provide some basic information on machine learning, deep learning, and feature extraction in general, as well as a definition of the terminology used in this paper.

4.1 Terminology

Machine Learning (ML): is the study of algorithms and statistical approaches that enable computer systems to perform tasks effectively without explicit instructions, relying on patterns and inference. It allows for incremental learning and automated predictions based on inputted data using specific algorithms [46]. ML applications train algorithms or statistical processes with "training data" to construct mathematical models for detecting patterns and characteristics in vast volumes of data. The goal is to make decisions or predictions based on this data. ML algorithms can be classified into five types: supervised learning, semi-supervised learning, active learning, reinforcement learning, and unsupervised learning [47]. In technical debt detection, supervised learning is commonly used, as observed in the analyzed studies.

Deep Learning (DL): is a subset of ML that is based on multiple-layer of artificial neural networks (ANNs) that are inspired by the human brain [48]. In particular, deep learning consists of several interconnected artificial neural networks, which distinguishes it from traditional ML algorithms.

Feature Extraction: NLP is a sub-field of computer science and ML that focuses on training computers to analyze vast amounts of human language data. It enables

computers to comprehend human language. To enable ML algorithms to learn from training data with pre-defined features, feature extraction techniques are necessary. These techniques convert raw text into numerical formats (feature matrix or vector) since ML algorithms and DL architectures cannot directly process plain text. Feature extraction (vectorization) of text data is vital for text data processing, as computers can only understand and handle numerical data [21].

Approach: The approach in a study determines how researchers achieve their objectives and address the raised problems. It guides the formulation of the research problem and ensures adherence to scientific principles. In technical debt detection, the approach involves the steps and research methodology, such as pure NLP-based or pure machine learning, used to detect technical debt. The three basic terms we consider as "approaches" are NLP, machine learning (ML), and deep learning (DL).

Group: In the studies analyzed, the NLP approach does not solely use NLP-based, but various NLP approaches combined with ML and DL are also taken into account. However, as explained in the inclusion/exclusion criteria (in Sub-subsection 3.3), this SLR focuses on all approaches contained in NLP to detect technical debt, including solely NLP-based only and a combination with ML and DL, whereas an approach using ML- or DL-based only is not in the considered studies.

Technique: In the context of our systematic review, a *technique* refers to the name of a method employed to address a challenge in the identification of technical debt. The names of the techniques utilized in this primary study are categorized into large clusters based on their characteristics and level of complexity. Techniques could include regular expressions (RegExp) and textual patterns, as well as embeddings (both pre-trained or non-pre-trained). A thorough description of the techniques can be found in Subsection 4.3).

4.2 Results - RQ1: What automated approaches have been employed to detect technical debt in software engineering or software development

As part of the results for RQ1, we found that the relevant studies can be arranged into three general groups, that combine various approaches: papers that only utilize NLP to detect TD (NLP-based); papers that use a mix between NLP and Machine Learning (NLP+MP); and papers that use a mix of NLP and Deep Learning (NLP+DL).

Table 8 shows the composition of these groups: we see that the table is composed mostly of studies that use NLP coupled with other approaches (overall $\approx 70\%$), whereas NLP-based alone accounts for $\approx 30\%$ (17 out of 53)⁴. In the subsections below, we discuss each of these approaches in detail.

4.2.1 NLP

NLP consists of at least three major phases: (i) data preprocessing, (ii) feature extraction, and (iii) modeling. Data preprocessing entails preparing and cleansing text data for computer analysis. Preprocessing transforms data into an executable (numerical)

⁴The four studies ([49–52]) in this NLP group are also included in other groups.

Table 8: Approach groups: studies that belong to more than one group are highlighted with an underline.

Group	Articles using the approach
NLP	Reference No. [8, <u>53–58</u>],[<u>51, 52</u>],[<u>59–64</u>],[<u>49, 50</u>]
NLP+ML	Reference No. [<u>65–72</u>],[<u>51</u>], [<u>73–81</u>],[<u>50, 52</u>],[<u>82</u>],[<u>49, 83</u>],[<u>84, 85</u>],[<u>86</u>]
NLP+DL	Reference No. [<u>87–97</u>],[<u>49, 83</u>],[<u>98, 99</u>],[<u>50</u>],[<u>100</u>],[<u>86</u>]

format and extracts text features that an algorithm can utilize. In general, NLP pre-processing can be broken down into the following stages: stop-word removal, stemming, lemmatization, tokenization, and parsing.

This group includes all of the (i) preprocessing phases mentioned above, as well as Regular Expression and Part-of-Speech (POS) tagging. A detailed description of the techniques used in this group will be explained in Subsection 4.3 in order to answer RQ2. This group is focused on approaches dealing only with text syntax, and no prediction occurs. For instance, Potdar and Shibab [8] utilized the comment patterns approach to identify as many as 62 patterns (words and phrases) after analyzing more than one hundred thousand source code comments in four open source software projects: Eclipse, Chromium OS, Apache HTTP Server, and ArgoUML. The amount of SATD ranged from 2.4% to 31% of the files, according to the study. Furthermore, Maldonado and Shihab [55] classified SATD using regular expressions into five categories: design, defects, testing, requirements, and documentation debt. Bavota and Russo [53] mined the change history of open-source Java systems to find SATD instances and manually analyzed comments to identify SATD types.

In addition, for techniques that use pre-trained models, we deliberately include them in this group as well because this approach utilizes models that have been previously trained to be used to classify new datasets. Therefore, it is possible to use it directly without having to do data training beforehand. For example, Sharma et al. [50] used ALBERT to automatically detect SATD in the R programming. The (ii) feature extraction and (iii) modeling phases are covered in the NLP+ML and NLP+DL groups⁵.

4.2.2 NLP+ML

The feature extraction phase’s primary objective is to convert words into numeric vectors for computation using a vector space model (VSM). Next, the model is developed and trained on pre-processed data with extracted features. The supervised learning approach is used to create the model, where the dataset is divided into training data with labels used for model creation. The model will then predict or detect technical debt (TD) or non-TD based on the training process. Evaluation is performed using test data without labels to assess the model’s performance.

⁵NLP+ML refers to the studies using both NLP and ML approaches, but excluding any DL approach. For completion, this group should be termed NLP+ML-DL, but for clarity, we named it NLP+ML only. This guarantees the mutual exclusivity of the chosen groups.

4.2.3 NLP+DL

In principle, this group has similarities with the NLP+ML group, what distinguishes them is the type of algorithm used. In general, deep learning employs the results of feature extraction as input to be further processed as training data. Therefore, supervised deep learning is the most commonly used for technical debt detection.

4.2.4 Temporal trends within groups

Figure 3 illustrates the number of papers published per group as detected in our SLR. The combination of approaches (NLP+ML and NLP+DL) is a relatively new but influential factor, driving a large and increasing number of studies focusing on TD detection using NLP. On the other hand, Figure 4 depicts the temporal trends in techniques used in the relevant studies (details in Subsection 4.3).

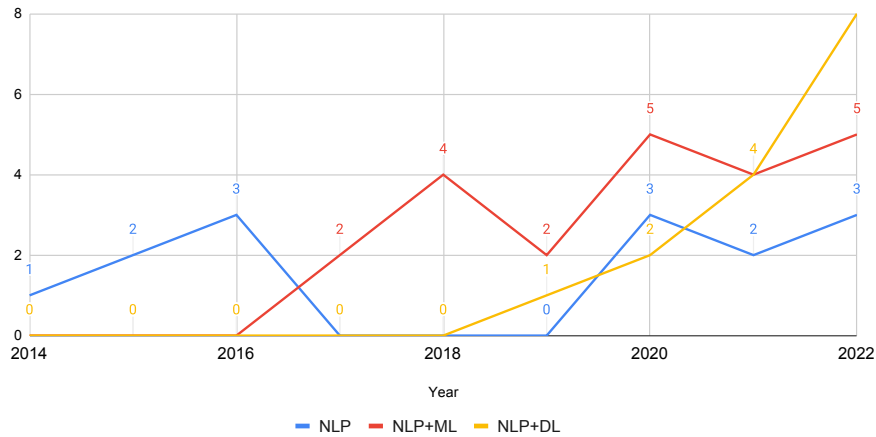


Fig. 3: Articles count throughout the years based on the group name

4.3 Results - RQ2: What feature extraction techniques have been utilized in technical debt detection?

We categorize feature extractions based on their characteristics and complexity into three categories in order to provide more intuitive categories. The difference between these technique categories is determined by the complexity and extent to which the techniques can understand the context (semantic) in the text. The categorization of the techniques is based on the following criteria:

- We extract three sections from each article: Abstract, Introduction, and Methodology. If any of these sections are missing, two available sections suffice.
- The NLP utilization is arranged in the following order based on the proposed techniques. Most solutions are outlined in the Abstract or Introduction sections.

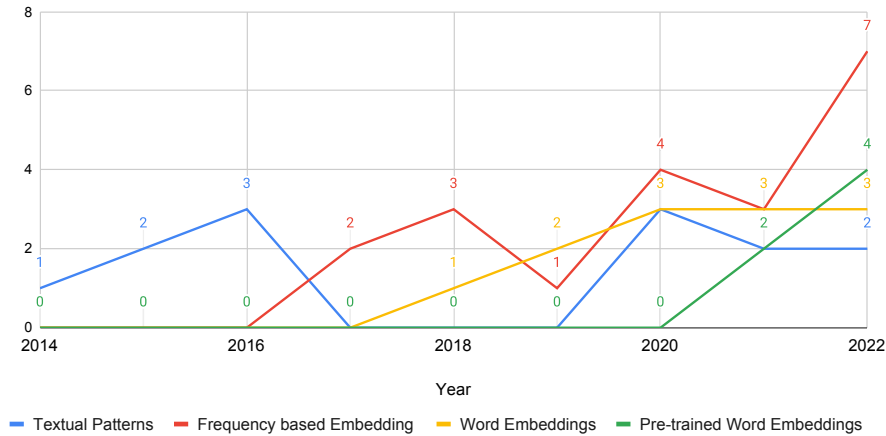


Fig. 4: Articles count throughout the years based on the technique name

If it is unclear how NLP is implemented, we identify keywords and techniques in the Methodology section to understand the complexities of the NLP tasks. If the NLP technique remains unidentified, we analyze the source code (if available) to determine the technique.

- When multiple steps of NLP techniques are employed, only the technique with the highest degree of complexity is specified. We carefully examine every NLP technique used in each article. Generally, we refer to the research methodology section to determine the NLP technique, which helps categorize the technique under the appropriate group. For instance, if an article employs preprocessing techniques followed by the application of Term Frequency-Inverse Document Frequency (TF-IDF), it would fall under the category of Frequency-based Embedding (FBE) technique.

Figure 5 provides the mapping between group names and NLP techniques. Circles represent group names, and rectangles indicate technique names. For instance, NLP (circle) connects to Textual Patterns and pre-trained embeddings (rectangles), showing two techniques within the NLP group. Numbers on arrows indicate the count of papers using that combination (e.g., 15 papers use NLP and Textual Patterns). The mapping does not have a one-to-one correspondence between group and technique names.

In the following sections, we provide an explanation of each categorization of NLP techniques.

4.3.1 Textual Patterns (TP)

The TP technique is a straightforward approach for processing text data: it involves using regular expressions to determine if a string contains a specific character pattern. These patterns consist of meta-characters, which have special meanings, and characters (non-meta-characters). This technique focuses on basic complexity processing tasks such as stemming, pattern matching, lemmatization, tokenization, task annotation, Regular Expression (RegExp), and Part-of-Speech (POS) tagging. It primarily deals

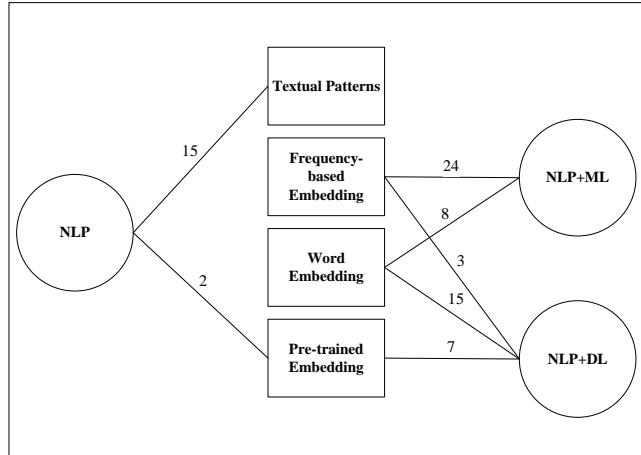


Fig. 5: Mapping between groups (circles) and techniques (rectangles) used. The numbers on the arrows represent the numbers of research studies in the intersection group+technique

with textual syntax and does not involve prediction (as shown in the first row of Table 9). An example of this technique is searching for "TODO" in a string, which is often related to technical debt as it represents work that has been deferred to a later time.

Some research has successfully identified the presence of technical debt and different types of technical debt contained in source code comments by creating and implementing heuristic filtering using regular expressions [8, 53–55]. Furthermore, Farias et al. [56, 63] used part-of-speech (POS) tagging to label each word in the source code comments sentence, then analyzed the POS tags and filtered comments using terms included in the vocabulary. Similarly, Guo et al. [57] suggested a simple heuristic method that uses Matches task Annotation Tags (MAT) in source code comments to identify SATD.

4.3.2 Frequency-based Embedding (FBE)

This NLP technique involves calculating the frequency of occurrence of a term; specifically, we categorize features based on the frequencies associated with single words in text or/and n-grams (n-grams are a sequence of n contiguous items from a given sample of text or speech). Several techniques that fall into this category are Bag-of-Words (BoW), Latent Dirichlet allocation (LDA), TF-IDF, N-gram IDF, Count Vectorizer (CV), chi-square (CHI), Information Gain (IG), Mutual Information (MI), and TextRank. The studies using this category are listed in Table 10.

For instance, Huang et al. [69] employed the VSM, also called the BoW, to turn text data from natural languages into numerical representations. Moreover, IG was also employed for feature selection in order to address the *curse-of-dimensionality* problem. Other NLP techniques, such as TF-IDF were also adopted by several researchers, such as [49, 50, 65, 66, 68, 74, 84, 86, 95, 96]. Combination feature extraction techniques

such as N-Gram IDF are also used by [71, 72, 77, 84]. In addition, Rantala and Mäntylä [76] utilized a popular topic modeling technique called LDA to find topics from texts that are used to predict the appearance of SATD.

4.3.3 Word Embeddings (WE)

WE are a model-defined representation of a word, letter, or sentence. Embedding is a low-dimensional space in which high-dimensional vectors can be translated. Word Embedding makes it easy to apply machine learning to sparse vectors that represent words. Word2Vec, WordNet, and FastText are three examples of word embedding techniques that have been put to use in the process of detecting technical debt.

Word2Vec is applied to a variety of machine learning algorithms in the research that is presented in [67, 70, 87, 90, 92, 93, 97] in order to obtain the best possible performance in detecting technical debt. Similarly, the research carried out by [49, 79] made an effort to identify technical debt by utilizing the WordNet technique. In addition, Sabbah and Hanani [86] recently completed a study in which they compared the effectiveness of the tools Word2Vec and FastText in identifying instances of technical debt within source code comments. Details of the utilization of the word embedding technique in several machine learning algorithms and deep learning architectures are shown in Table 10 and Table 11, respectively.

4.3.4 Pre-trained Embeddings (PTE)

PTE refers to a technique of training utilizing a previously trained on a very large corpus of texts. Thus, the resulting vector representation can capture patterns of meaning and relationships between words that are common in the language [101]. A pre-trained embedding has been trained and has weights and biases that correspond to the features of the dataset used to train it. The acquired characteristics are transferable to other data sets. Pre-trained models can deliver optimal accuracy and solve the challenge of limited datasets and cross-domain issues by collecting necessary information from existing data and applying it to the target data.

PTE has achieved remarkable success in NLP, resulting in a paradigm shift from supervised learning to pre-training followed by fine-tuning [102]. This includes all models that require no training, as they have already been trained and show good performance on average on various data sets in different domains. Pre-trained embeddings are typically generated using unsupervised learning techniques, such as Word2Vec, Global Vectors for word representation (GloVe), FastText, or contextualized language models like Bidirectional Encoder Representations from Transformers (BERT), Generative Pre-trained Transformer (GPT), and their variants. These models learn to represent words or subwords as continuous vectors in a high-dimensional space, where similar words are represented by vectors that are close together.

Pre-trained models have the advantage of being a reliable starting point for building customized models that perform better in domain-specific tasks, including technical debt detection. Several pre-trained models have been used to solve technical debt detection problems, namely using BERT [49], Robustly Optimized BERT Approach (RoBERTa) [50], and A Lite BERT (ALBERT) [50] (as reported in the second row of Table 9).

In addition to the pre-trained described above, there are other works combining pre-trained embedding with deep learning architecture. Zhuang et al. [98], and Sabbah and Hanani [86] have combined GloVe with CNN to produce a binary classification of source comments (TD-related comments or non-TD-related comments) and multi-class classes (defect, test, documentation, design, and requirement) of technical debt, respectively. This mixed technique can be seen in detail in the third row of Table 11.

Table 9: Studies in the NLP-based group

Technique	Articles using the technique
Textual Patterns	Reference no. [8, 51–64]
Pre-trained Embeddings	Reference no. [49, 50]

4.4 Results - RQ3: In what software development activity does the automated approach support technical debt detection?

We employ a standard software development activity, encompassing requirement, design, implementation, testing, and maintenance activities [103]. However, it is worth noting that the datasets reviewed in this SLR do not provide temporal indicators; this development activity does not delineate the temporal order of different phases.

In order to ensure the self-containedness of the paper, in Table 12, we concisely provide the definitions of various TD as identified in the relevant studies. Further elaboration and comprehensive information can be obtained by referring to the primary source: [61, 73, 81, 104, 105].

We first collected and listed all types of TD from our primary studies in order to address research question RQ3. We found that there are 23 types of technical debt (including on-hold, TD, and non-TD types). The first and second authors then discussed and observed the various types of technical debt discovered. Then, we had a discussion that led to an agreement to place similar types of technical debt in the same bucket, such as "code" and "build" debt, or "design" and "architecture" debt. Then, we arranged them according to the software development activity. The results of discussions and agreements regarding the placement of TD types and also the mapping of TD types to the development activity are shown in Table 13. Moreover, we did not place TD and non-TD types into any of the development activities, but we placed them in the "Other" category. Through discussion, disagreements over the placement and sequencing were resolved.

As illustrated in Table 14, the definitions of the letters used to represent the types of TD are as follows, A=requirement; B=usability; C=compatibility; D=security; E=performance; F=design; G=architecture; H=algorithm; I=process; J=versioning; K=on-hold; L=user interface; M=code; N=build; O=infrastructure; P=people; Q=implementation; R=test; S=defect; T=documentation; U=service; V=TD (SATD); and W=Non-TD.

As an example of this mapping, we consider the work published by Maldonado and Shibab [55]: in the third row of Table 14 there are 5 (five) check-marks (columns A,

Table 10: Articles in the NLP+ML group, combining NLP and one or more machine learning algorithms. Studies using more than one ML algorithm are highlighted with an underline.

NLP Technique	ML Algorithm	Articles using the technique
	Naive Bayes (NB)	Reference no. [51, 68-70, 81, 85, 86] , [65, 73]
	Support Vector Machine (SVM)	Reference no. [50, 51, 69, 70, 78] , [49]
	Random Forest (RF)	Reference no. [51, 52, 78, 86] , [72]
	Logistic Regression (LR)	Reference no. [50-52, 76] , [74]
	k-Nearest Neighbor (kNN)	Huang et al. [69]
	eXtreme Gradient Boosting (XGBoost)	Chen et al. [82]
	Auto-Sklearn	Reference no. [71, 75, 77, 84]
	Decision Tree	Yu et al. [51]
	Maximum Entropy (ME)	Reference no. [66] , [70]
	Sequential Minimal Optimization (SMO)	Sala et al. [80]
	SVM	Reference no. [67] , [70, 83]
	NB	Reference no. [70, 81, 83, 85, 86]
	LR	Reference no. [76, 79, 83]
	RF	Reference no. [79, 83, 86]
	ME	Flisar and Podgorelec [70]
	XGBoost	Sridharan et al. [79]
	kNN	Li et al. [83]
Word Embeddings		

Table 11: Articles in the NLP+DL group, combining NLP and one or more deep learning algorithms. Studies using more than one DL algorithm are highlighted with an underline.

NLP Technique	DL Algorithm	Articles using the technique
Frequency-based Embedding	Convolutional Neural Network (CNN)	Reference no. [86, 95]
	Long Short-Term Memory (LSTM)	<u>Alhefthi et al. [96]</u>
	Graph Neural Network (GNN)	Di Sale et al. [95]
	Feed-Forward Neural Network (FNN)	Di Sale et al. [95]
Word Embeddings	GNN	Li et al. [97]
	LSTM	Reference no. [88, 90, 92]
	CNN	Reference no. [87] , [83, 99] , [50]
	BiLSTM	Khan and Uddin [49]
	GCN	Li et al. [83]
	CNN-BiLSTM	Reference no. [93, 99]
Pre-trained Embeddings	GloVe+CNN	Reference no. [98] , [86]
	GloVe+BiLSTM	Reference no. [91] , [49]
	GloVe+CNN-GRU	Zhu et al. [100]
	BERT+CNN	Sabbah and Hanani [86]
	FastText+CNN	Sabbah and Hanani [86]
	ELMo+BiLSTM	Wang et al. [89]
	TextING+GGNN	Yu et al. [94]

Table 12: Definition of each type of debt

Type	Definition
Requirement debt	involves compromises in implementing requirements, such as partially implemented features or functions that meet some but not all specified criteria.
Usability debt	arises from initial usability decisions that need adjustment later, for instance, the absence of usability standards and inconsistency in software navigation.
Compatibility debt	arises from a project's immature dependencies on other projects that lack comprehensive services. The current implementation serves as a temporary workaround.
Security debt	involves taking shortcuts that expose system data or compromise user permission access.
Performance debt	relates to issues impacting system performance, such as time and memory usage.
Design debt	is identified by examining the source code and recognizing practices that violate principles of good object-oriented design, such as the use of very large or tightly coupled classes.
Architecture debt	encompasses issues in project architecture, such as modularity violations, impacting architectural requirements like performance and robustness. Resolving this debt typically requires extensive development efforts rather than simple code interventions.
Algorithm debt	refers to the use of suboptimal algorithms that may affect the system's efficiency or scalability.
Process debt	refers to the inefficiency of procedures that are no longer suitable for their intended purpose.
Versioning debt	refers to the challenges encountered in managing source code versions, including the occurrence of unneeded code forks.
On-hold debt	refers to a condition indicating that a developer is awaiting a specific event or the implementation of updated functionality elsewhere.
User Interface debt	pertains to debt associated with elements within user interfaces.
Code debt	encompasses issues within the source code that can impair code readability, poor coding practices, and make maintenance more challenging.
Build debt	refers to issues in the build process that complicate and unnecessarily prolong tasks. The inclusion of unnecessary code and the execution of ill-defined dependencies can lead to a slow build process, identifying the presence of 'build debt'.
Infrastructure debt	pertains to issues within the software organization's infrastructure that can impede development activities. Examples include postponing upgrades or infrastructure fixes.
People debt	pertains to issues within a software organization that can impede development activities, for instance, the concentration of expertise among too few individuals, often stemming from delayed training or hiring processes.
Implementation debt	refers to the compromises or suboptimal coding choices made during the development phase of a software project.
Test debt	pertains to problems identified in testing activities that impact the overall quality of testing. Examples include unexecuted planned tests and recognized shortcomings in the test suite, such as low code coverage.
Defect debt	arises in software projects from identified issues in the source code. These are typically known defects reported through testing or user feedback and acknowledged by the Change Control Board (CCB) for fixing. However, due to competing priorities and limited resources, these fixes may be deferred, accumulating technical debt and making future resolutions more challenging.
Documentation debt	pertains to issues in software project documentation, identified by the absence, insufficiency, or incompleteness of documentation.
Service debt	arises when there is a requirement to substitute a web service, driven by either business or technical goals. This substitution may introduce technical debt, which must be actively managed and transformed from a liability into a value-added component.

F, S, T, and R), meaning that this study focuses on detecting 5 (five) types of TD, namely requirement, design, defect, documentation, and test debt, respectively.

We then arranged these types into clusters that represent where in the development activity they are most likely to occur⁶; for example, the A+B+C+D+E types were all assigned to the *Requirement* activity (under the REQ header of Table 14). In this way, we have categorized the TD approaches, groups, and techniques observed in the papers and based on the development activity. This will be used in the sections below to evaluate the performances of the ML and DL algorithms based on where in the development activity they are utilized.

Using the groupings as mapped in Table 13, we also observed that the research works are evenly spread to represent the various development activities, apart from the testing one, for which we found only 12 papers. We also observed that only a handful of studies gathered data for all the software development activities [50, 53, 56, 62, 63, 73, 81], whereas the majority of the retrieved studies focused on one or two development activities.

Table 13: Mapping debt types to development activities

Alias	Debt Type	Development Activity
A	Requirement Debt	Requirement (REQ)
B	Usability Debt	
C	Compatibility Debt	
D	Security Debt	
E	Performance Debt	
F	Design Debt	Design (DES)
G	Architecture Debt	
H	Algorithm Debt	
I	Process Debt	
J	Versioning Debt	Implementation (IMP)
K	On-hold debt	
L	User Interface Debt	
M	Code Debt	
N	Build Debt	
O	Infrastructure Debt	
P	People Debt	
Q	Implementation Debt	
R	Test Debt	Testing (TES)
S	Defect Debt	Maintenance (MAI)
T	Documentation Debt	
U	Service Debt	
V	TD (SATD)	Other (OTH)
W	non-TD	

⁶Some categories are not immediately easy to assign: for example, the ‘on-hold’ type of TD refers to accumulated issues, problems, or suboptimal code or design decisions that have been identified as problematic but are not being actively addressed or resolved at the moment. We assigned it to the *Implementation* activity after internal discussion.

Table 14: Types of debt identified from the relevant studies

Reference	REQ					DES				IMP							TES		MAI			OTH		Σ	
	A	B	C	D	E	F	G	H	I	J	K	L	M	N	O	P	Q	R	S	T	U	V	W		
[8]																							✓	✓	2
[63]	✓					✓	✓		✓				✓	✓	✓	✓		✓	✓	✓	✓				12
[55]	✓					✓												✓	✓	✓				5	
[53]	✓					✓							✓					✓	✓	✓				6	
[54]																							✓	✓	2
[60]																							✓	✓	2
[66]	✓					✓																	✓	✓	4
[65]																							✓	✓	2
[71]	✓					✓																	✓	✓	2
[68]																							✓	✓	2
[67]																							✓	✓	2
[69]																							✓	✓	2
[87]																							✓	✓	2
[70]																							✓	✓	2
[72]	✓					✓																	✓	✓	3
[77]											✓												✓	✓	2
[75]											✓												✓	✓	2
[76]																							✓	✓	2
[74]																							✓	✓	2
[90]	✓					✓																	✓	✓	3
[88]	✓					✓																	✓	✓	3
[73]	✓			✓	✓							✓	✓	✓				✓		✓					8
[56]	✓					✓	✓						✓	✓		✓		✓		✓					9
[62]	✓					✓	✓						✓	✓				✓		✓	✓				8
[64]						✓				✓				✓	✓										4
[91]																							✓	✓	2
[89]																							✓	✓	2
[93]	✓					✓														✓			✓	✓	4
[92]																							✓	✓	2
[81]	✓		✓			✓		✓										✓	✓	✓					7
[79]																							✓	✓	2
[78]																							✓	✓	2
[80]	✓					✓												✓	✓	✓					5
[57]																							✓	✓	2
[61]	✓	✓				✓	✓			✓			✓	✓					✓	✓	✓				11
[50]	✓	✓				✓	✓			✓			✓	✓		✓		✓	✓	✓			✓	✓	12
[84]																							✓	✓	2
[49]	✓	✓				✓	✓			✓			✓	✓					✓	✓					9
[98]																							✓	✓	2
[99]																							✓	✓	2
[82]						✓											✓		✓						3
[94]						✓											✓		✓						3
[95]	✓					✓												✓	✓	✓					5
[97]																							✓	✓	2
[52]																							✓	✓	2
[96]																							✓	✓	2
[85]																							✓	✓	2
[51]																							✓	✓	2
[83]																							✓	✓	2
[58]																							✓	✓	2
[59]																							✓	✓	2
[86]	✓					✓												✓	✓	✓					5
[100]	✓					✓												✓	✓	✓					5
Σ	20	3	1	1	1	21	7	1	1	4	2	1	8	8	2	3	2	12	16	14	1	30	37		
			26				31					30						12		31			67		

4.5 Results - RQ4: Which automated approach performs best for detecting technical debt?

We illustrate the effectiveness of all automated approaches using boxplots. Boxplots serve as an effective graphical tool to illustrate variations among populations without making assumptions about data distribution. [106].

We compiled the effectiveness of various techniques as reported in the original papers, utilizing precision, recall, and F1-score derived from calculations based on the confusion matrix. Through boxplots, we showcase studies on precision, recall, and F1-score in relation to different factors of the models. None of the relevant studies provided

information regarding their accuracy result, potentially due to the imbalanced nature of the datasets utilized in their studies. We also considered the number of articles and datasets that evaluated the algorithm or feature extraction.

The boxplots reported below show metric evaluation results from only 38 out of 53 articles, as only a subset of those has fully reported their performance scores. When available, we have recorded all these performance metrics in a spreadsheet and used them to compare the chosen NLP approaches and algorithms. There are 13 papers that did not report findings, and 2 articles used ROC-AUC, which cannot be compared for boxplots. The following formulas are used to calculate precision, recall, and F1-score:

- Precision = $\frac{TP}{TP+FP}$
- Recall = $\frac{TP}{TP+FN}$
- F1-score = $\frac{2*Precision*Recall}{Precision+Recall} = \frac{2*TP}{2*TP+FP+FN}$

In this section we summarize, by means of boxplots, the results that we obtained on the performance metrics of the groups, approaches, feature extraction techniques and ML/DL algorithms⁷.

We acknowledge the potential for misinterpretation when aggregating the results of automated approaches across various studies without considering the diversity of datasets utilized. The rationale behind this methodological choice is to cultivate an inclusive understanding of each technique’s performance and versatility across a wide range of contexts and scenarios. This inclusive approach enables the identification of universally effective strategies as well as those that excel under specific conditions, thereby providing a nuanced perspective on the potential applicability, hereby offering a holistic view of their effectiveness in detecting SATD. This methodology aligns with precedents in the field, notably reflected in the systematic literature review, such as the study of Hall et al. [106] and Malhotra [107]. This precedent underscores the validity and relevance of cross-dataset comparisons in extracting meaningful insights that transcend the particularities of individual studies. By synthesizing findings across diverse datasets, this review aspires to contribute to the advancement of SATD detection methodologies, offering valuable guidance for future research and practical applications in software engineering.

Therefore, in order to avoid wrong representations, we performed two steps: first, we classified the relevant published articles into either "TD or non-TD" types, and studies that identify specific TD types individually (requirements debt, design debt, and so on). Second, we classified each of these classes into subgroups according to the dataset employed, for instance, studies employing the datasets from Maldonado⁸ and studies employing other datasets.

In Figure 6, the pie chart section "SATD and non-SATD" contains 31 articles (i.e., studies that detect if an item can be considered TD or not): 17 of those utilize the Maldonado dataset, the rest use other datasets. In addition, there were 22 articles in the "Specific TD Types" pie chart section, of which 13 used the Maldonado dataset, and the remaining 9 used other different datasets.

⁷Some of the boxplots presented here might be too small to visualize. If readers encounter this issue, we suggest zooming in on the desired figure.

⁸The dataset is available at <https://github.com/maldonado/tse.satd.data>. From this point onwards, we refer to this resource as the "Maldonado dataset".

As a result, this section is articulated in four parts, and based on the groupings that we analyzed: 4.5.1 aggregates the results for all the research works that used the Maldonado dataset; 4.5.2 summarizes the results from the papers that attempted a binary classification (SATD or non-SATD) from the extracted source comments; 4.5.3 on the contrary shows the results for the papers that attempted a classification of SATD in various types; lastly, 4.5.4 aggregates the previous results in larger categories, according to the software development activity.



Fig. 6: Distribution of the datasets used in the studies analyzed

4.5.1 Performance results based on the Maldonado dataset (project-level)

In this section, we report the results of the metric evaluations for the studies using the same dataset, namely studies using the Maldonado dataset. Maldonado et al. [66] created a dataset derived from the source code comments of 10 open-source projects: Apache Ant, ArgoUML, Columba, EMF, Hibernate, JEdit, JFreeChart, JMeter, JRuby, and Squirrel. In total, they manually classified 62,566 comments into 5 SATD types, namely design debt, defect debt, documentation debt, requirement debt, and test debt classes.

We first visualize all the metric evaluations (precision, recall, and F1-score) in a comprehensive boxplot: Figure 7 summarizes the metric evaluations of the Maldonado dataset, that form a shared dataset for 19 of the analyzed articles.

As depicted in the boxplots, the results for precision, recall, and F1-score aggregated per project have a wide distribution and a large number of outliers for each performance metric. This is understandable since Figure 7 contains all the results per project, regardless of group, technique, and ML or DL algorithm. In the following sections, we cluster the same results based on *group* (NLP, NLP+ML, NLP+DL), *technique* (FBE, word embeddings, etc) and ML or DL *algorithm* (SVM, LSTM, etc).

When arranged around the three basic groups (NLP, NLP+ML, and NLP+DL), we started to observe some interesting patterns (see Figure 8): although the performance metrics have still a large variance in terms of results, the NLP+DL group does consistently score better (using the medians of the boxplot distributions) in precision

and F1-score for all the projects in the Maldonado dataset, and in all but one project for the recall metric.

We then aggregated the results based on groups and both feature extractions and ML/DL techniques. These groupings are shown in Figure 9. In terms of techniques used, we also observed recurring patterns, based on each analyzed project: the PTE consistently scores better precision, recall, and F1-score for each of the analyzed projects. This is also understandable as the embeddings used to classify TD have been pre-trained using context-relevant data and examples.

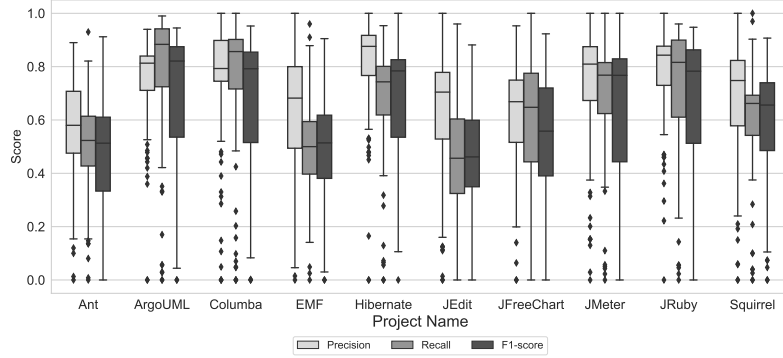


Fig. 7: Boxplots of performance results for all the papers using the dataset provided by Maldonado et al. [66]

4.5.2 Performance Results based on "SATD or non-SATD" Detection

In this section, we present the aggregated summary of performance metrics from previous papers that aimed to detect binary SATD from source artifacts: as shown in Figure 6. Out of these studies, 18 papers used the Maldonado dataset as a benchmark to distinguish SATD comments from non-SATD comments. Additionally, 14 studies focused on binary SATD detection but did not explicitly use the Maldonado dataset. In total, we analyzed 32 studies that investigated the detection of SATD and non-SATD comments.

Similarly to above, as visible in Figure 10 the NLP+DL group consistently generates the highest performance scores (i.e., the highest median values for precision, recall, and F1-score) compared to the NLP and NLP+ML groups, when attempting to detect whether source artifacts contain (or not) SATD. It is noteworthy to observe that the NLP-based studies obtain a comparable high precision but a low recall: this means that very few results are returned with this approach, but most of its predicted labels (SATD or not-SATD) are correct.

Considering the techniques used, we do not have a comprehensive set of results: the available papers attempting a binary classification of TD do not show all the experimental variations shown in Figure 5 (for example, no papers in this subset use

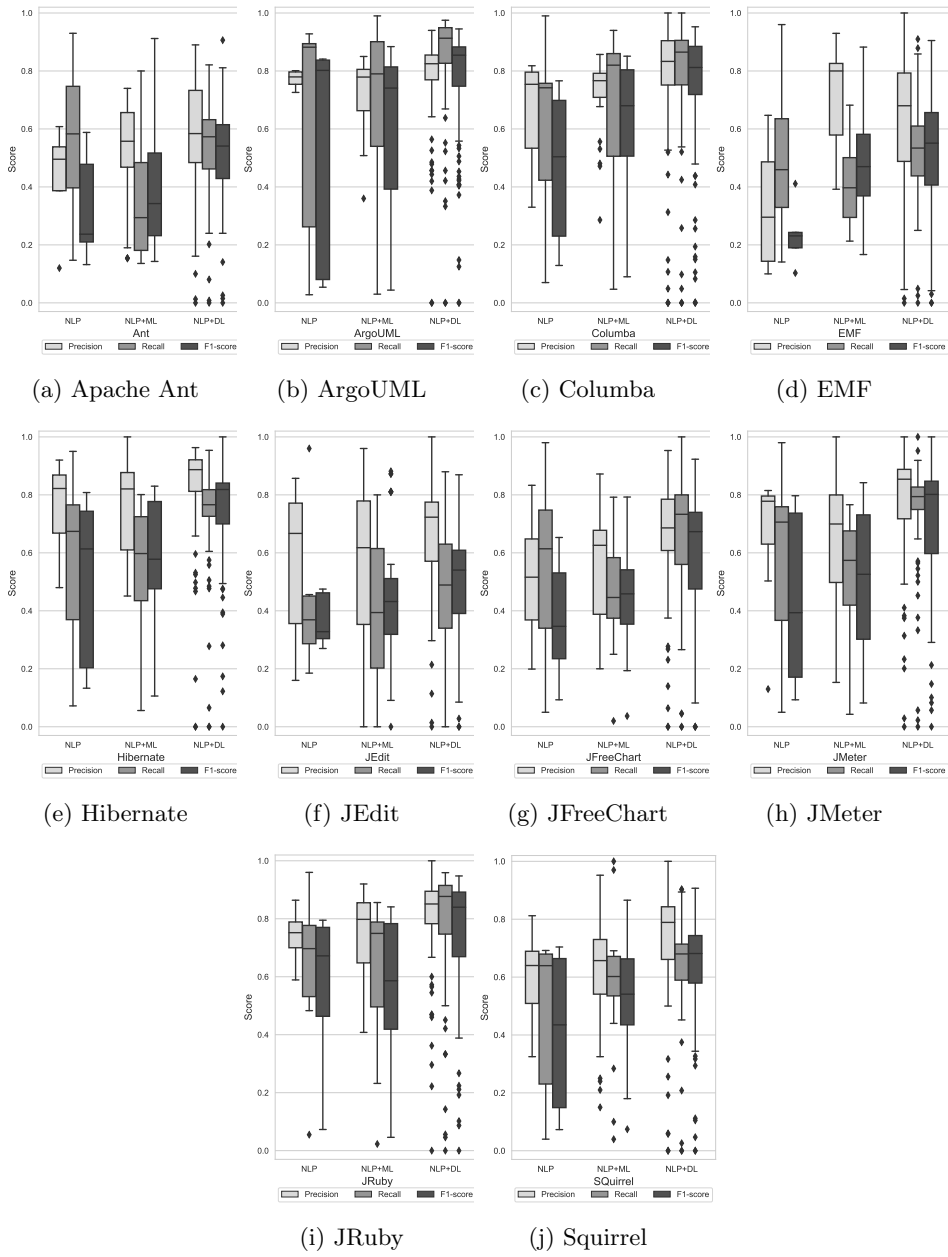


Fig. 8: Boxplots of metric evaluations using the Maldonado dataset, and arranged by group (NLP, NLP+ML, and NLP+DL).

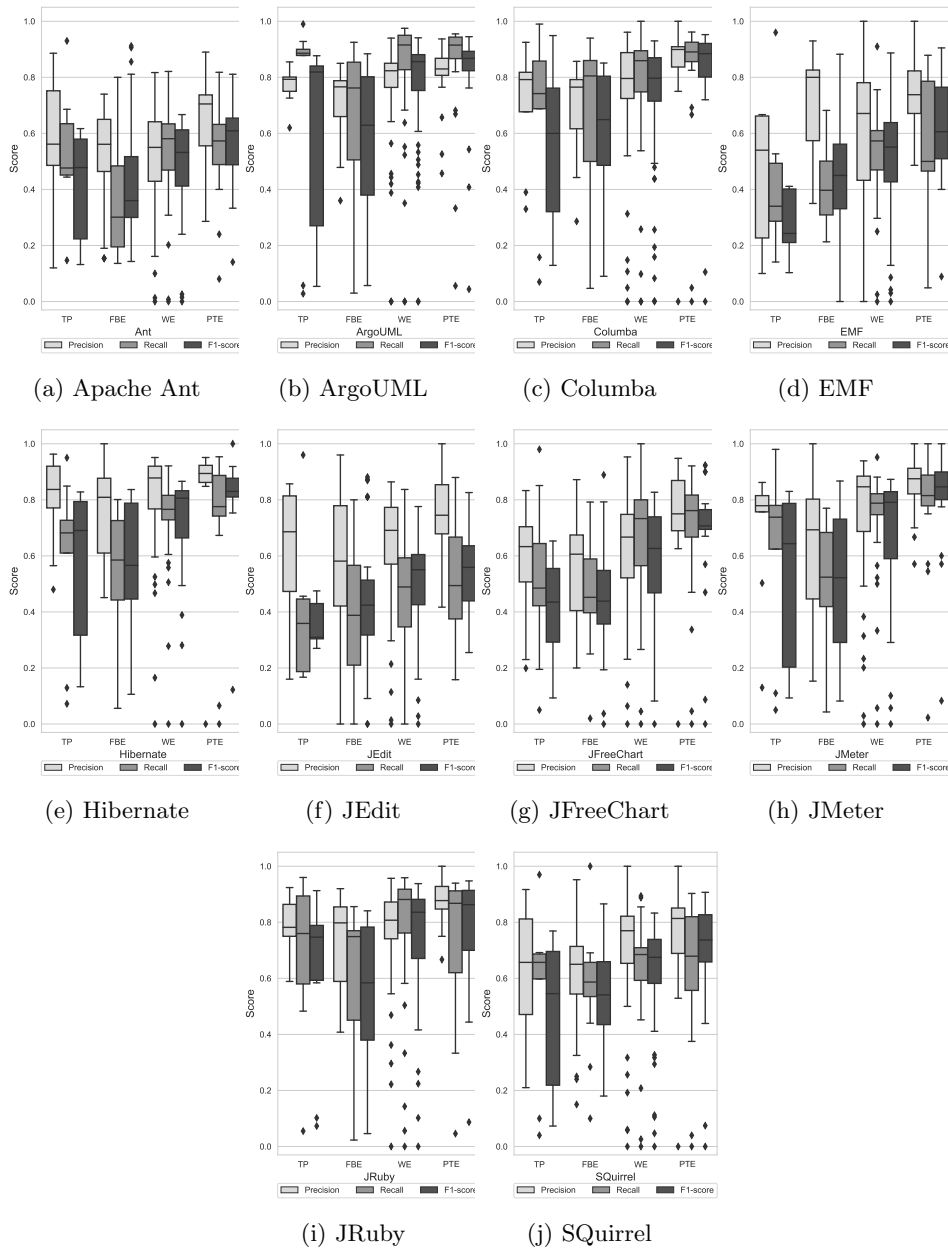


Fig. 9: Boxplot of metric evaluation results produced from the Maldonado dataset, grouped by project and the NLP technique used.

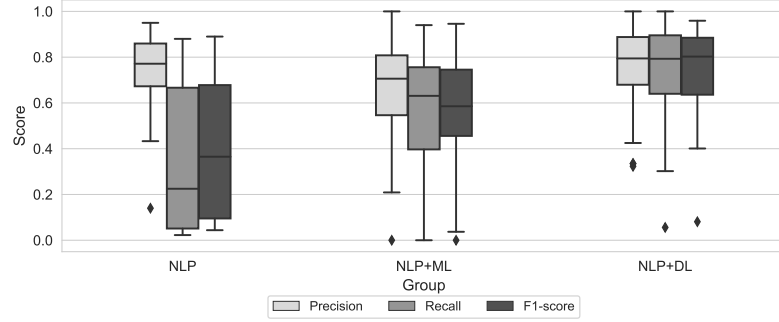


Fig. 10: Performance results based on NLP groups - binary detection of SATD or non-SATD types.

an NLP approach using PTE). The resulting summaries are shown in Figure 11: a combination of NLP+DL and PTE achieves better scores in terms of precision, recall, and F1-score, although the PTE technique has not been so far used (or reported) with NLP+ML and NLP-based approaches. The observation made for the NLP results above is confirmed in the approach too: TP has, in general, a high precision, but at the expense of a very low recall.

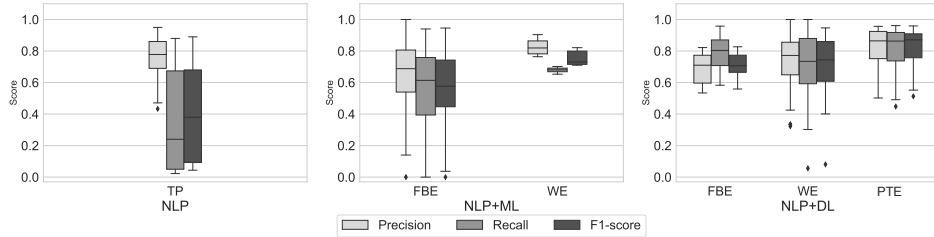


Fig. 11: Performance results based on techniques - binary detection of SATD or non-SATD types.

Finally, considering the feature extraction methods and the ML or DL algorithms, we observed that the Text classification method for INductive word representations via Graph Neural Networks (in short, TextING) and the Embeddings from Language Models (ELMo) obtain the highest scores for precision and recall, respectively. On the F1-score, the TextING and ELMo algorithms achieved the highest scores with a rather small gap between them (as shown in Figure 12). On the other hand, SVM and Gated Graph Neural Networks (GGNN) come out on top when it comes to precision at the algorithm level. Afterward, the best scores were obtained by BiLSTM and GGNN for recall and F1-score (as shown in Figure 13).

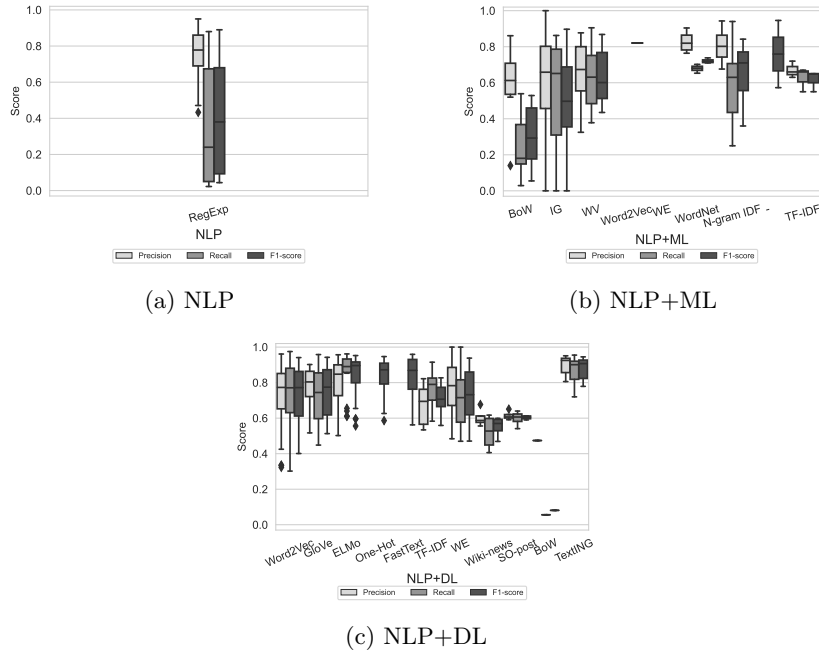


Fig. 12: Performance results using feature extraction - binary detection of SATD or non-SATD types.

4.5.3 Performance Result based on "Specific SATD" Types Detection

In this third batch of results, we gathered the performance metrics for all the research studies that not only detected SATD in software artifacts but also classified them using different types of SATD (e.g., requirement debt, design debt, and so on). At the aggregated level (Figure 14) the performance results are sensibly different from the performance of the binary detection, SATD or non-SATD. The results at this level show that the NLP group is more dominant in precision and recall.

The performance comparison results at the technique level are more detailed than those at the group name level, but confirm the trends: Figure 15 illustrates the overall results of the techniques used in each group, and in the NLP group, PTE performed significantly better than TP. In contrast, within the NLP+ML group, WE performed better than FBE, while in the NLP+DL group, PTE is higher in terms of precision and F1-score, whereas FBE is superior in terms of recall.

Figure 16 illustrates the performance results of various feature extraction methods in detecting different types of technical debt, organized by group name. In the NLP group, the PTE technique, particularly BERT, achieved superior results compared to ALBERT and RoBERTa. However, RegExp performed significantly worse than other PTE techniques. In the NLP+ML group, IG exhibited better performance in terms of precision and recall, while TF-IDF outperformed other techniques in terms of F1-score.

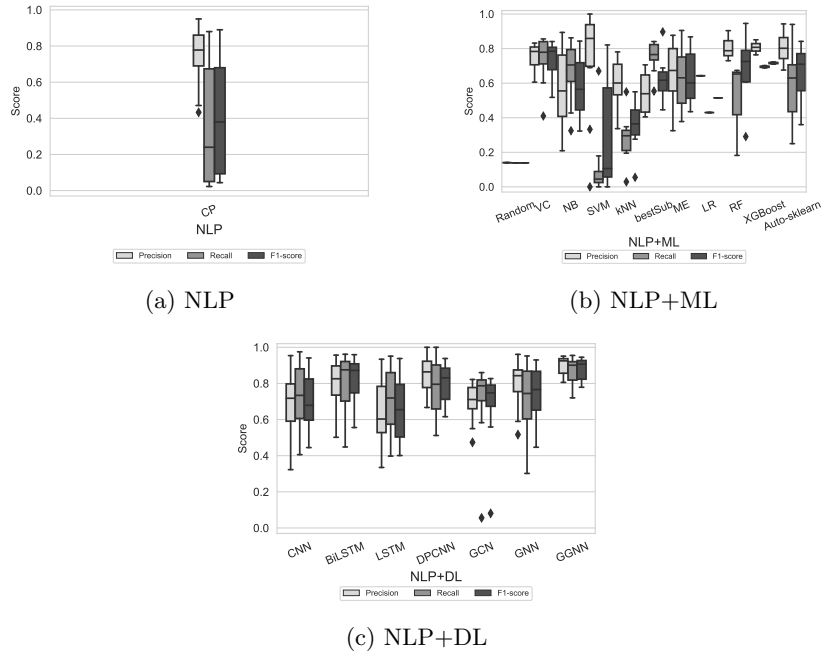


Fig. 13: Performance results using ML and DL algorithms - binary detection of SATD or non-SATD types.

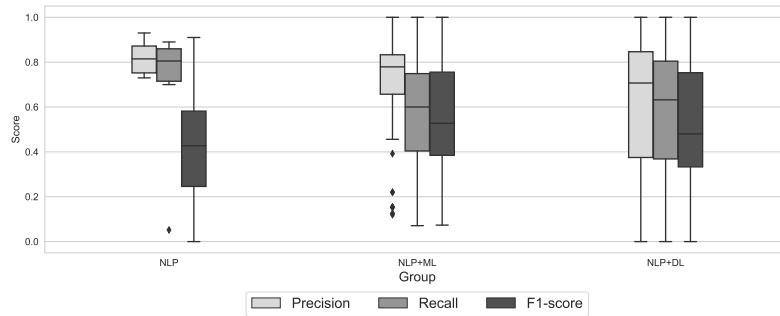


Fig. 14: Boxplot of metric evaluation results based on the group name for Specific Types of SATD.

In the NLP+DL group, Word Vector, TF-IDF, and GloVe demonstrated excellent performance in terms of precision, recall, and F1-score, respectively.

Figure 17 presents the performance results of different algorithms used in detecting different types of technical debt, organized by group name. In the NLP group, BERT outperformed all other algorithms. In the NLP+ML group, SMO achieved the highest results in terms of precision, recall, and F1-score. Auto-Sklearn also performed well

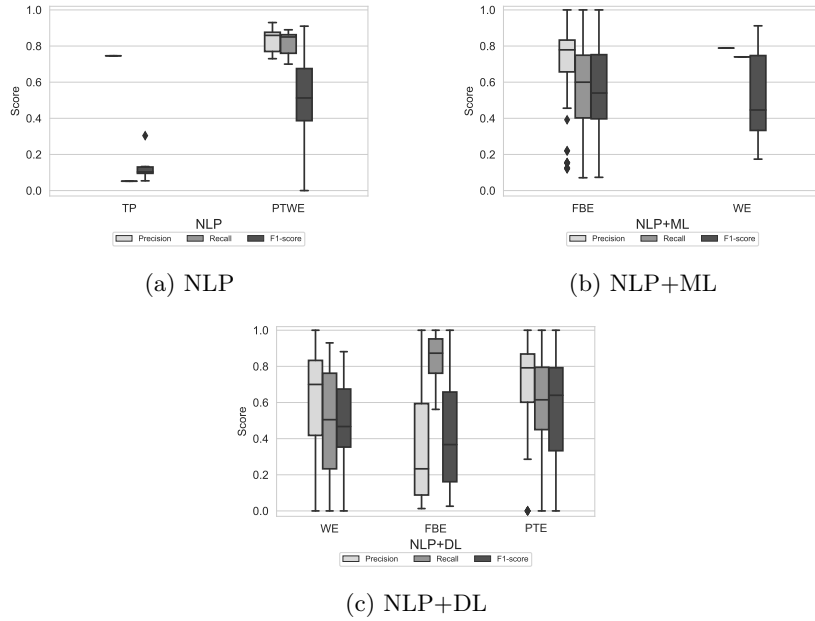


Fig. 15: Boxplot of metric evaluation results based on the technique name for Specific SATD Types.

in terms of precision. In the NLP+DL group, the combination of CNN and gated recurrent unit (CNN-GRU) showed excellent precision and F1-score, while LSTM performed best in terms of recall.

4.5.4 Performance of Technical Debt Detection in Relation to Development Activity

Figure 18 shows the performance of the group approach in relation to technical debt detection in each development activity. We employ a standard software development activity, encompassing requirement, design, implementation, testing, and maintenance activities [103]. However, it is worth noting that the datasets reviewed in this SLR do not provide temporal indicators; this development activity does not delineate the temporal order of different phases.

In the requirement activity, six articles reported their evaluation metric results [50, 66, 71, 90, 95, 100]. In the design activity, seven articles reported their results [50, 66, 71, 82, 90, 95, 100]. In the implementation, testing, and maintenance activities, there were two [50, 82], one [50], and two [50, 82] articles reporting their results, respectively.

In the requirement and design activities, all articles reported precision, recall, and F1-score metrics, while in the implementation, testing, and maintenance activities, all relevant studies reported only their F1-score. In Figure 19, we break down the results

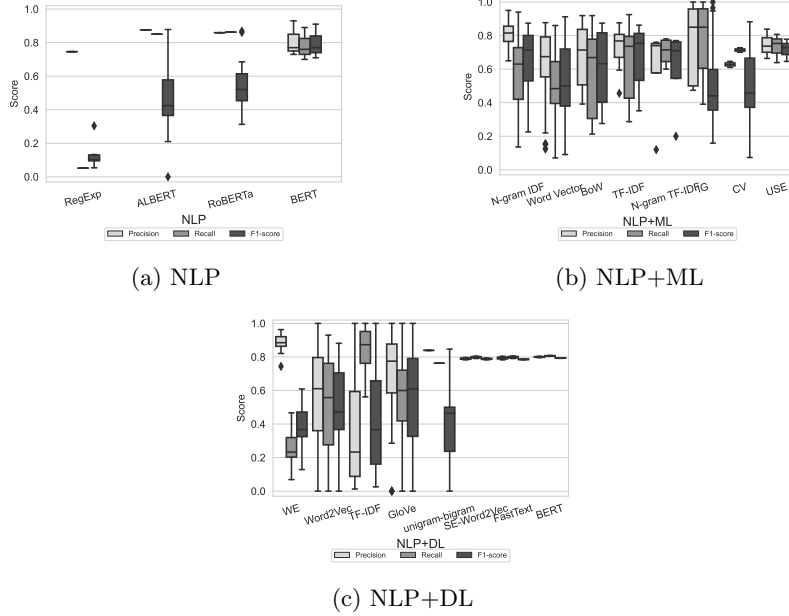


Fig. 16: Boxplot of metric evaluation results based on the feature extraction name for Specific SATD Types.

of metric evaluations based on the technique names within each group approach in each development activity.

As seen in Figure 20, in the requirement and design activities, the NLP+DL group outperforms in terms of precision, recall, and F1-score compared to the NLP and NLP+ML groups. However, in the implementation, testing, and maintenance activities, the NLP group performs better than the NLP+ML and NLP+DL groups in terms of F1-score.

Figure 21 allows us to delve into the details of algorithms used for detecting technical debt in each development activity. The boxplots are grouped based on the three approaches: NLP, NLP+ML, and NLP+DL. This facilitates a comprehensive analysis of algorithm performance in individual studies, within the same group, and across all activities of software development.

Most studies reported using at least one metric evaluation for their algorithms. While individual studies often determine their top-performing algorithms, we can compare the performance of these algorithms across studies. This provides insights into how well different algorithms perform in various contexts.

Figure 19 provides a detailed breakdown of the metric evaluation results for each technique in different activities of software development. In the requirements activity, the PTE technique outperforms the other three techniques in precision, recall, and F1-score. However, in the design activity, the PTE technique performs best only in

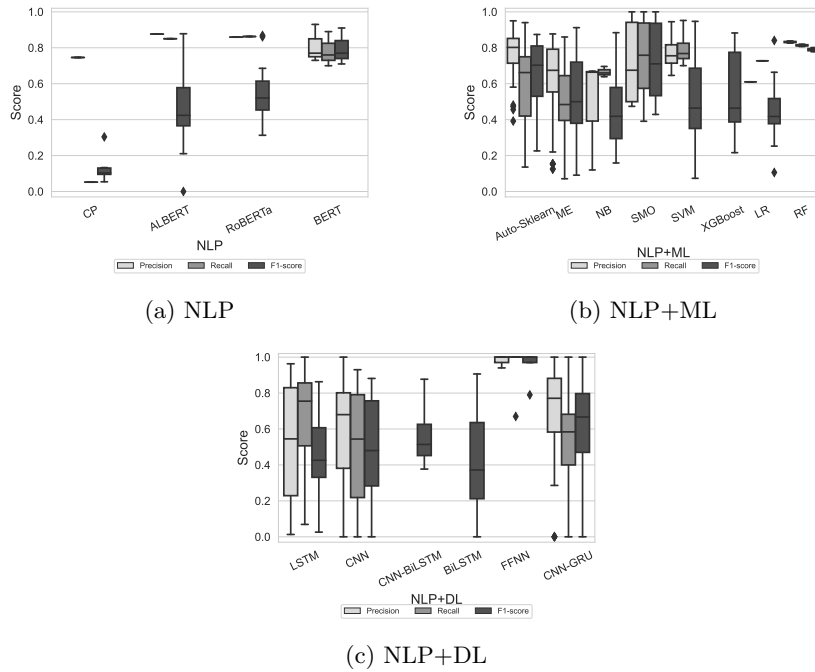


Fig. 17: Boxplot of metric evaluation results based on the algorithm name for Specific SATD Types

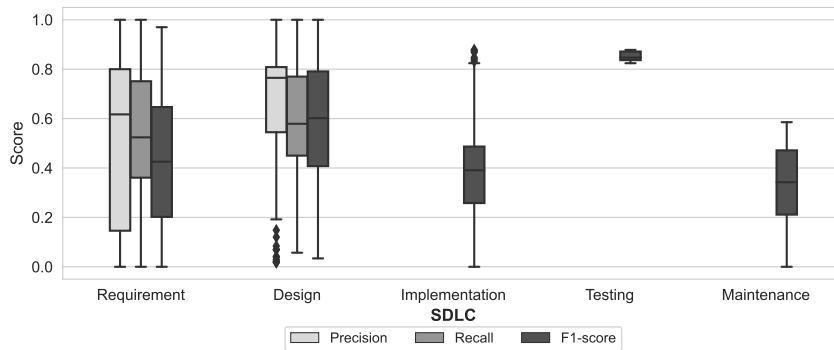
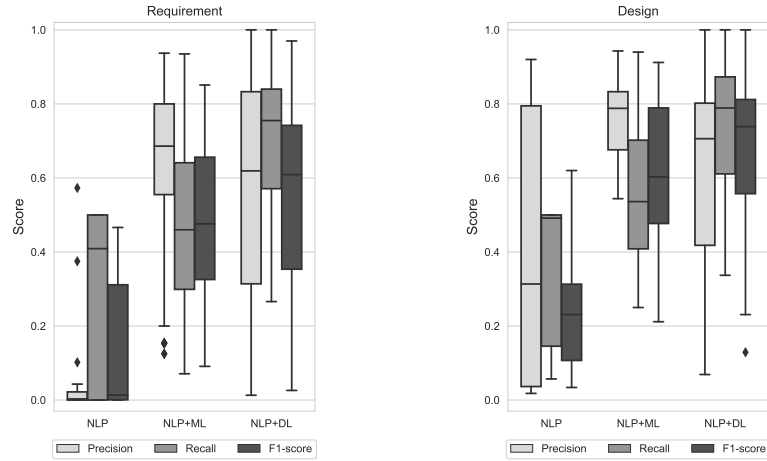


Fig. 18: Evaluation metric results on technical debt detection in the development activity.

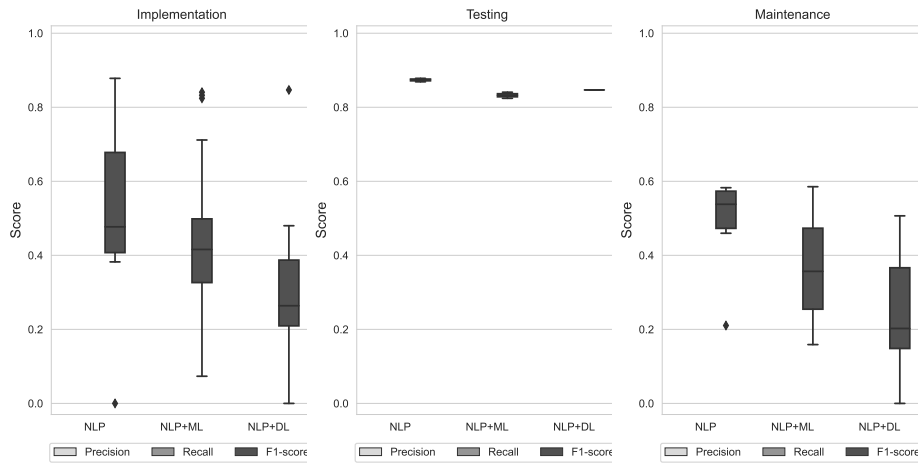
precision, while WE and FBE techniques achieve the highest recall and F1-score, respectively.

In the implementation, testing, and maintenance activities, the PTE technique exhibits the highest F1-score, surpassing the other three techniques. On the other



(a) Requirement

(b) Design



(c) Implementation

(d) Testing

(e) Maintenance

Fig. 19: Evaluation metric results on technical debt detection in the development activity.

hand, TP does not perform as well as the other techniques in the requirements and design activities, and it is not utilized in the implementation, testing, and maintenance activities across the selected articles.

Figure 19 depicts the development activity performance results for all relevant articles. We may further refine these results by separating them according to the dataset used. Because there are seven papers in total throughout all development activities, we divide them into two categories: studies that used the Maldonado dataset

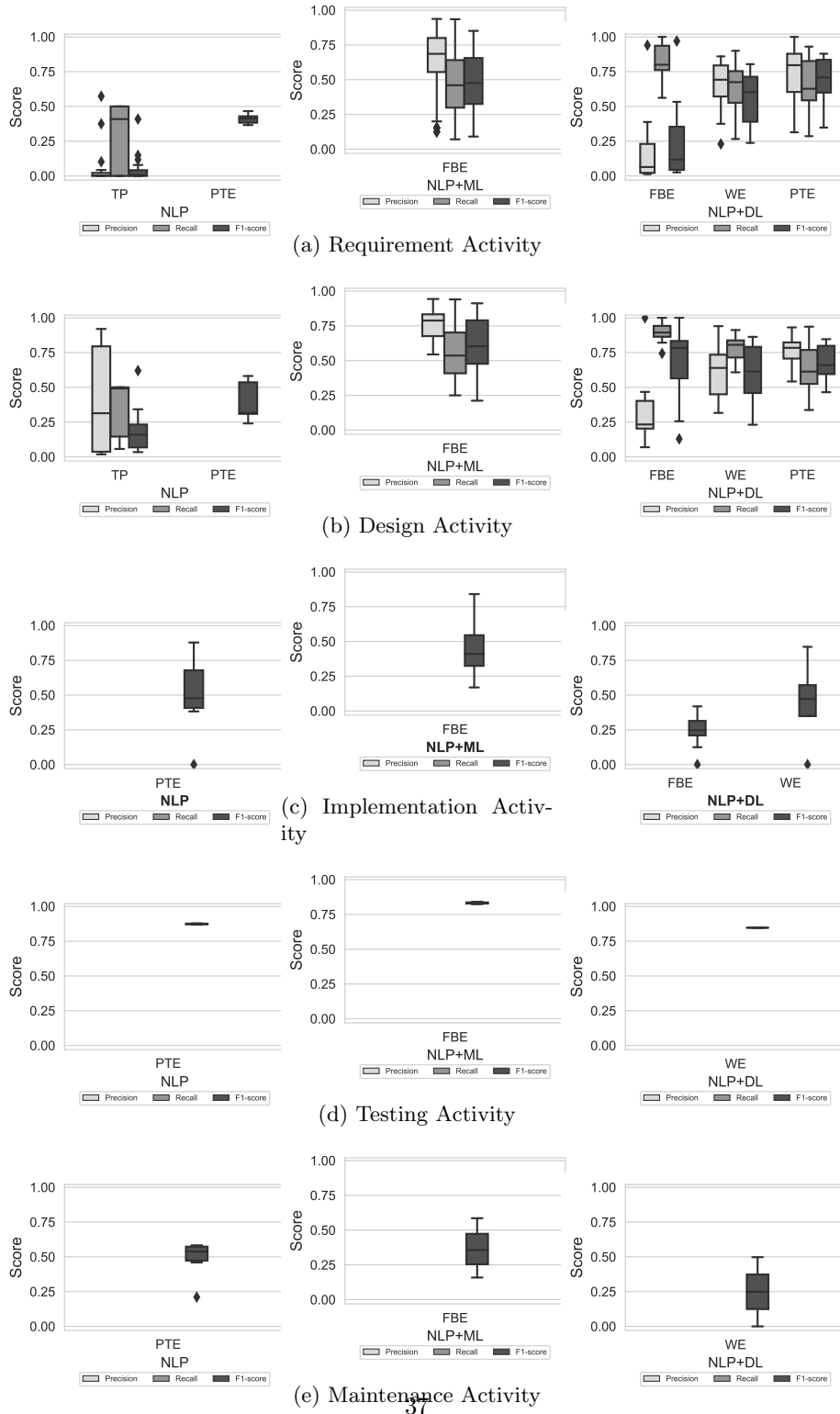


Fig. 20: Evaluation metric results on technical debt detection in the development activity.

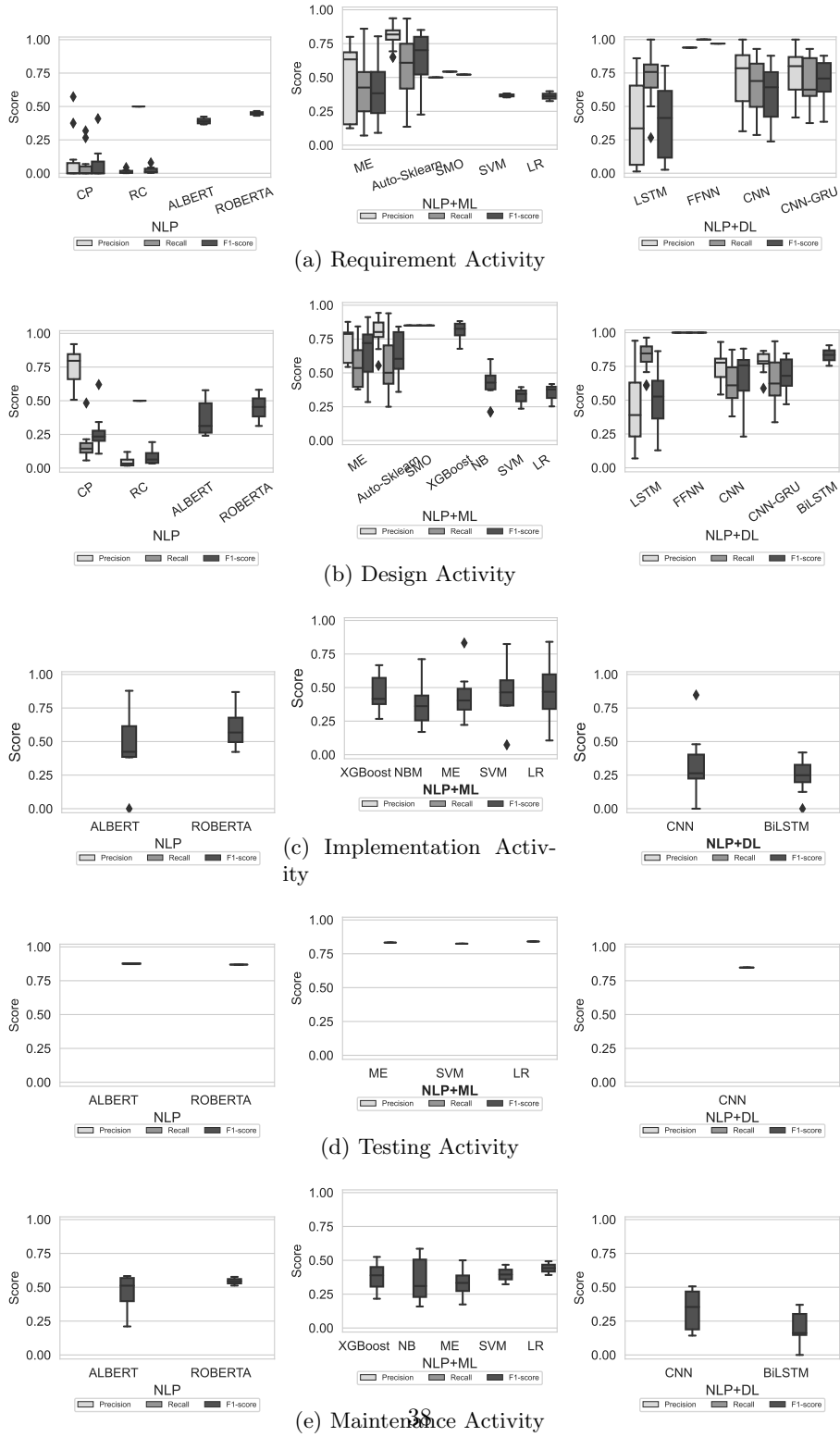


Fig. 21: Evaluation metric results of the algorithms used in every development activity

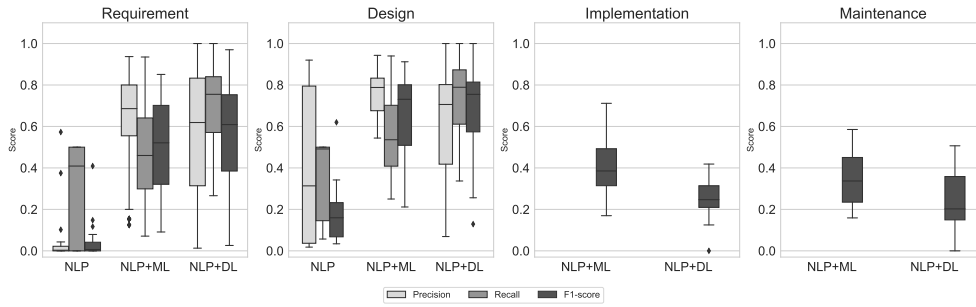


Fig. 22: Boxplots based on group name on technical debt detection in the development activity from Maldonado dataset

and those that used other datasets. This separation was carried out because six studies used the Maldonado dataset, and one used the R source code comments dataset.

Figure 22 depicts a boxplot presenting the overall findings of Maldonado dataset performance metric analyses in terms of the precision, recall, and F1 scores of the relevant articles in each activity of software development from the perspective of their technique name displayed by approach group name. To gain a deeper understanding, Figure 23 depicts the outcomes of metric evaluations for each development activity. Precision, recall, and F1-score values were reported in the requirements and design activities. However, only the F1 score was available in the implementation and maintenance activities, and there was no result in the testing activity.

While study using another dataset is shown in Figure 24, which was derived from just one study, namely from Sharma et al. [50]. Even though there is only one study, and it only reports the F1-score, the results from this article can be mapped to all software development activity. Furthermore, detailed performance results based on technique name can be seen in Figure 25.

5 Discussion

In this study, 53 primary studies were analyzed, each of which employed at least one of the described *groups*, namely NLP, NLP+ML, and NLP+DL, to solve the problem of detecting technical debt. Our main contribution is a summary of the findings of these studies by providing a detailed description of the feature extraction, algorithms, NLP group approach that supports technical debt detection in the development activity, and metric evaluations used in the literature while also providing researchers with a recommendation for the best performing feature extraction and algorithms.

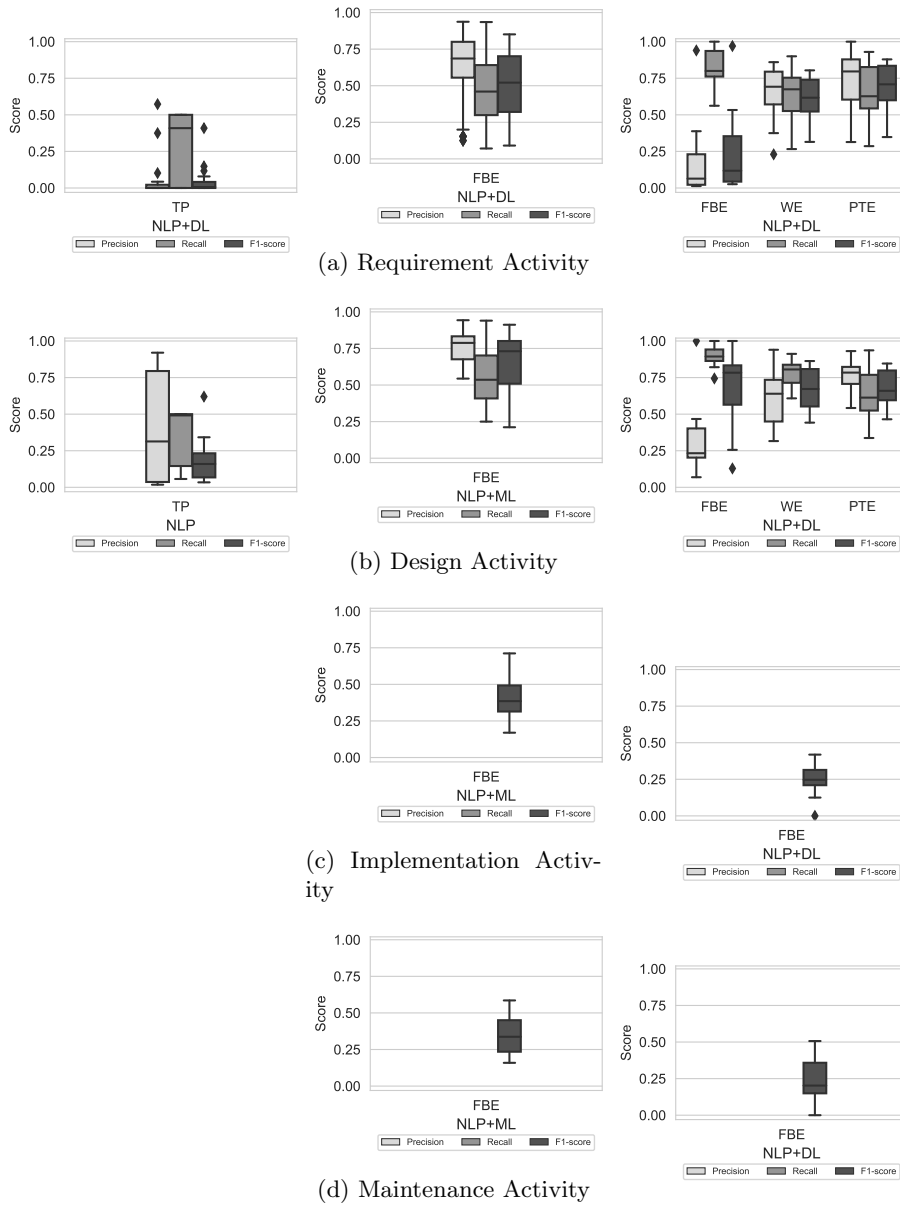


Fig. 23: Evaluation metric results on technical debt detection in the development activity from Maldonado dataset

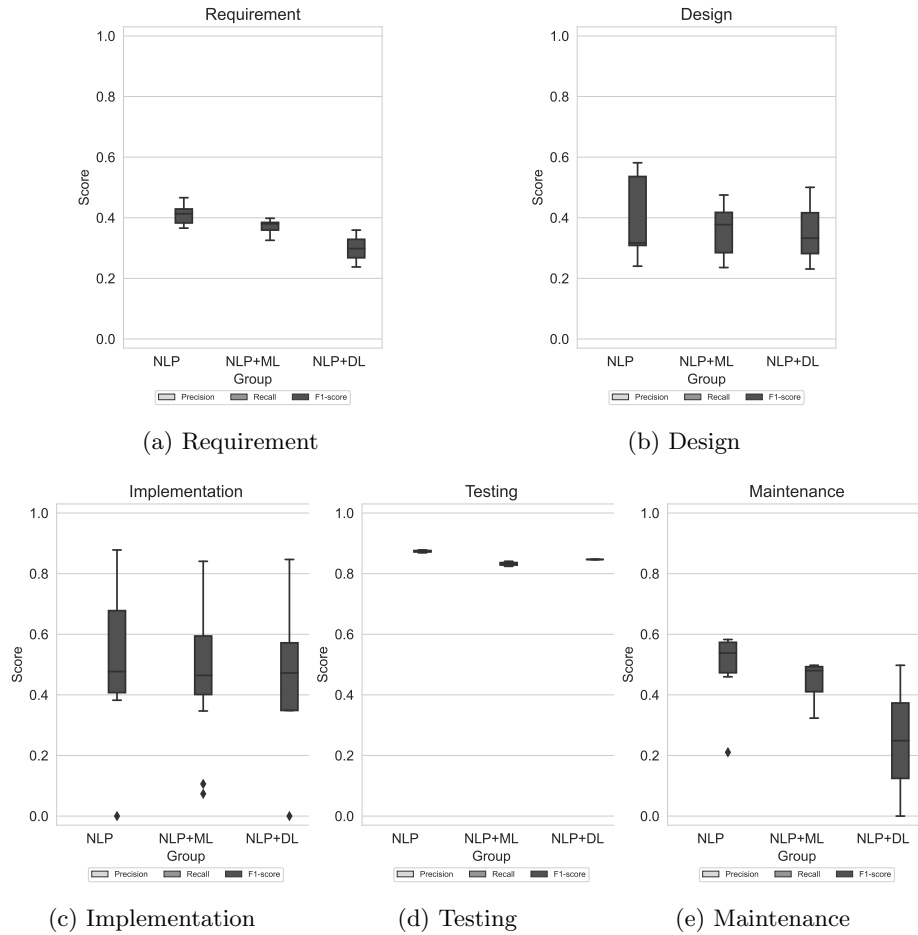


Fig. 24: Evaluation metric results on technical debt detection in the development activity from other datasets

5.1 RQ1: What automated approaches have been employed to detect technical debt in software engineering or software development?

Based on the studies analyzed, we concur by dividing the NLP approach into 3 large groups, namely, NLP, NLP+ML, and NLP+DL. This group aims to provide a clear distinction among the approaches that have been proposed across the relevant articles.

Based on Figure 10, we provide a boxplot to portray the overall results for each of these groups. This figure provides an overview that the performance of the NLP+DL group approach outperforms the NLP and NLP+ML group approaches in terms of precision, recall, and F1-score. These results are in line when associated with the trend of the approach taken: as seen in Figure 3, although the NLP and NLP+ML group

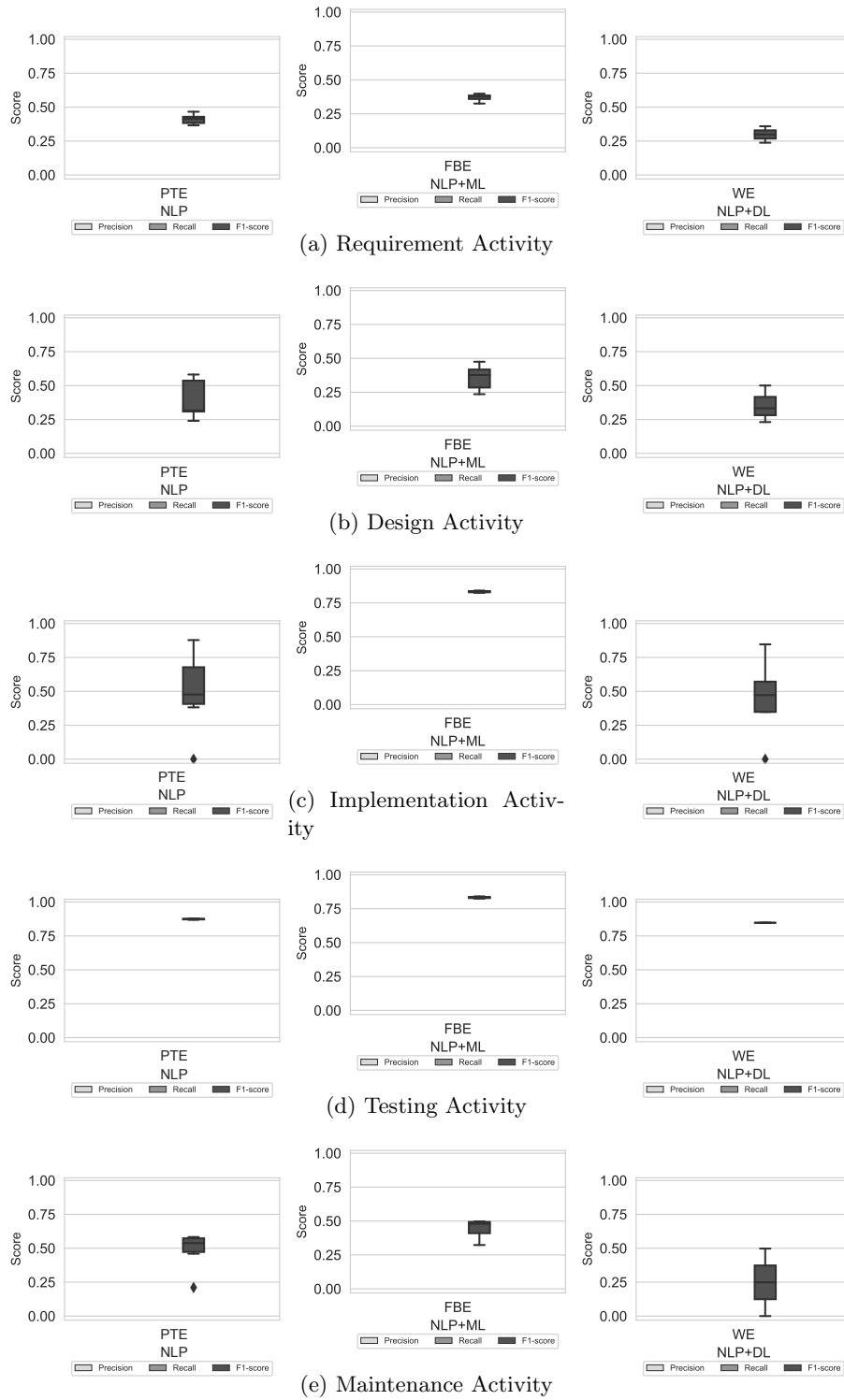


Fig. 25: Evaluation metric results on technical debt detection in the development activity from other datasets

approaches continue to increase from year to year, the studies included in the NLP+DL group approach have experienced a significant increase, even though they only started in 2018. In 2022, there were 8 articles utilizing one of the NLP+DL approaches, while there were 3 and 5 studies on the NLP and NLP+ML approaches, respectively.

We consider that studies utilizing the NLP+DL approach will grow rapidly, especially for the problem of technical debt detection: this approach will be increasingly supported by other researchers, especially for proposing new deep learning architectures to achieve even better performance. Moreover, work that incorporates multiple deep learning architectures will also increasingly attract researchers for use specifically on the topic of technical debt, and generally in the domain of software engineering.

Furthermore, Figure 20 shows the results of mapping the use of three group approaches in each development activity. Overall results on the requirements and design activities show that the performance of the NLP+DL approach group is higher than the other two group approaches. Whereas in the implementation, testing, and maintenance activities, the NLP group approach is better than the other two group approaches. However, these results were only derived from 2 (in the implementation and maintenance activities) articles and 1 (in the testing activity) article, which only reported the F1-score.

5.2 RQ2: What feature extractions are utilized in technical debt detection?

We can examine in Figure 11 to address this RQ 2. We have the ability to contrast the names of each technique within the same group approach and also compare the names of each technique across different group approaches.

According to the recent trend (2014–2022) as illustrated in Figure 4, studies employing TP and WE as feature extraction techniques fluctuated before leveling off. Up until 2022, the use of FBE is projected to increase. This occurs, in our perspective, since the FBE technique can be employed for both NLP+ML and NLP+DL group approaches. PTE, which was recently employed by academics to identify technical debt in 2020, has also grown. Although PTE can only be employed in the NLP+DL group method, the utilization of PTE has increased as the number of deep learning architectures has grown.

5.3 RQ3: In what software development activity does the automated approach support technical debt detection?

In order to answer research question RQ3, we first collected and listed all types of technical debt from our primary studies. We found that there are 23 types of technical debt (including on-hold debt, SATD, and non-SATD types). The first and second authors then discussed and observed each type of technical debt discovered. Then, we had a discussion that led to an agreement to place similar types of technical debt close together, such as code and build debt or design and architecture. Then, we arranged them according to the development activities. The results of discussions and agreements regarding the placement of SATD types and also the mapping of SATD types to the development activities are shown in Table 13. Moreover, we did not place

SATD, and non-SATD types into any of the development activities, but we placed them in the "Other" category. Through discussion, disagreements over the placement and sequencing were resolved.

Table 14 provides a general overview of the analyzed studies which are mapped into the 5 software development activities (excluding the OTH column). In total, there are 18 studies across all development activities, with 6, 7, 2, 1, and 2 studies in the requirements, design, implementation, testing, and maintenance activities, respectively.

5.4 RQ4: Which automated approach performs best for identifying technical debt?

In this section, we collect all the results that we provided in the form of boxplots above: our objective is to evaluate which NLP group, technique, feature extraction methods, and ML/DL algorithms provide the best performance in detecting SATD, as reported from the relevant literature. We articulate this section as follows: 5.4.1 reports, at a general level, which groups and techniques show the best performance to detect technical debt using NLP. These first results aggregate all the software projects analyzed so far, and all NLP techniques, so they are necessarily very coarse, and need more refinement. Therefore, in 5.4.2 we summarize the most promising performances obtained either when a binary detection (SATD or non-SATD) is sought, or when a specific SATD type needs to be detected from software artifacts. Finally, in 5.4.3 we present the best reported performances, which are organized based on the software development activity.

5.4.1 Best NLP Performances - Overall View

We have thoroughly covered all of the metric evaluation results in order to address RQ 5. The performance results are summarized in Table 15 based on the name of the group and technique. The overall findings demonstrate that the precision, recall, and F1-score values are consistently highest in the NLP+DL group. Meanwhile, according to the results derived from the technique names, the PTE technique consistently achieves the highest precision, recall, and F1-score. Furthermore, the FBE technique serves as a viable option since it can generate recall and F1-score results that closely align with the performance of PTE.

Table 15: Summary of performance results

Category	Metric Evaluations		
	Precision	Recall	F1-score
Group	NLP+DL	NLP+DL	NLP+DL
Technique	PTE	FBE, PTE	FBE, PTE

5.4.2 Best Performance based on SATD Types

Table 16 illustrates the performance results depending on the group, technique, feature extraction, and algorithms. These categories are separated into two groups based on their class, which are referred to as "SATD and non-SATD" types and "Specific SATD" types, respectively.

The findings for the "SATD and non-SATD" type reveal that, generally, at the group and technical level, NLP+DL and PTE generate the highest precision, recall, and F1-score values. These findings suggest that when it comes to detecting technical debt in source comments, the combined performance of NLP+DL employing the PTE technique is the best option, regardless of the type of technical debt being detected. Moreover, according to the studies that were reviewed, the best performance can be achieved by applying feature extraction techniques such as Word Embedding (WE), WordNet, ELMo, and FastText to various models such as SVM, Deep Pyramid CNN (DPCNN), and Bidirectional Long Short-Term Memory (BiLSTM).

While the results for the "Specific SATD" type tend to be more varied at the group name level, NLP and NLP+DL achieve the best results in terms of precision and recall. On the other hand, NLP+ML achieves the highest results in terms of the F1-score. Similarly, in terms of the technical name, PTE is superior to the other two techniques in terms of precision. In contrast, in terms of recall and F1-score, the techniques of FBE and PTE can be utilized as the top choices because they provide the most significant scores. Furthermore, in feature extraction, IG is able to achieve the highest precision values. In the recall, there are IG and TF-IDF, and in the F1-score there are BoW, TF-IDF, and N-gram IDF, which can produce the highest scores. In terms of precision, FNN, SMO, and CNN-GRU produce the highest scores. Moreover, SMO, LSTM, and BERT algorithms are superior to other algorithms since they have the highest recall scores. On the F1-score, SMO, FNN, and BERT achieved the highest scores. This "Specific SATD" type has a broader range of algorithm models since each metric evaluation yields a distinct best algorithm (except for SMO, which appears in all metric evaluations).

5.4.3 Best Performance in Relation to the Development Activity

A summary of the performance results of technical debt detection in relation to the software development activities can be shown in Table 17. This table provides a comprehensive overview of the group names as well as the techniques used in the studies analyzed in each development activity.

[htb!]

The NLP+DL group performs better than NLP+ML and NLP in the Requirement (REQ) activity. PTE achieves the highest precision and F1-score values, whereas FBE achieves the highest recall. The best performance results in the Design (DES) activity can use either NLP+ML or NLP+DL group approach. Meanwhile, the best techniques that can produce the highest precision and recall are PTE and FBE, but for the recall is FBE. Furthermore, the NLP group outperforms in the Implementation (IMP) activity, while the technique that can be used as the first choice is PTE because it achieves the highest F1-score. In addition, the NLP group was able to come out as

Table 16: Summary of performance results based on TD types

Category	Metric Evaluations		
	Precision	Recall	F1-score
	TD and non-TD Types		
Group	NLP+DL	NLP+DL	NLP+DL
Technique	PTE	PTE	PTE
Feature Extraction	WE, WordNet	ELMo	FastText, ELMo
Algorithm	SVM, DPCNN	BiLSTM	BiLSTM
	Specific TD Types		
Group	NLP+DL	NLP+DL	NLP+DL
Technique	PTE	FBE, PTE	FBE, PTE
Feature Extraction	IG	IG, TF-IDF	BoW, TF-IDF, N-gram IDF
Algorithm	FNN, SMO, CNN-GRU	SMO, LSTM, BERT	SMO, FNN, BERT

Table 17: Summary of performance results in relation to development activity

Development Activity Group		Metric Evaluations		
		Precision	Recall	F1-score
REQ	NLP+DL	PTE	FBE	PTE
DES	NLP+ML, NLP+DL	PTE, FBE	FBE, WE	FBE
IMP	NLP	-	-	PTE
TES	NLP	-	-	PTE
MAI	NLP	-	-	PTE

the winner in the Testing (TES) and Maintenance (MAI) activities. Also, in both activities, the highest scores of precision, recall, and F1-score were achieved by PTE.

Table 18: Summary of performance results of the algorithms used in relation to development activity

Development Activity	Metric Evaluations		
	Precision	Recall	F1-score
REQ	CNN, CNN-GRU	CNN, CNN-GRU	Auto-Sklearn, CNN-GRU
DES	Auto-Sklearn	LSTM	BiLSTM
IMP	-	-	RoBERTa
TES	-	-	ALBERT
MAI	-	-	ALBERT

Furthermore, when viewed in terms of the algorithms used, CNN-GRU outperforms in all metric evaluations used in the REQ activity. In addition, there were also alternatives such as CNN, which has a high score in precision and recall, and Auto-Sklearn, which has a high score in F1-score. In the DES activity, Auto-Sklearn, LSTM, and BiLSTM outperform the other algorithms in terms of precision, recall, and F1-score, respectively. In the last 3 activities, there were only F1-score values reported, with the best results in the IMP, TES, and MAI activities being RoBERTa, ALBERT, and ALBERT, respectively. The detailed results are shown in Table 18.

Table 19: Summary of performance results of the feature extractions used in relation to development activity

Development Activity	Metric Evaluations		
	Precision	Recall	F1-score
REQ	GloVe, N-gram IDF	TF-IDF	GloVe, N-gram IDF
DES	GloVe, N-gram IDF	TF-IDF	GloVe, N-gram IDF
IMP	-	-	RoBERTa
TES	-	-	ALBERT
MAI	-	-	ALBERT

Table 19 illustrates the most effective feature extractions utilized in each development activity. The GloVe and N-gram IDF are best at precision and recall, while

TF-IDF is best at F1-scored in the REQ and DES activity. In the last three activities, only F1-score values are reported. In the final three activities, only F1-score values were reported, with RoBERTa, ALBERT, and ALBERT achieving the highest results in the IMP, TES, and MAI activities, respectively.

5.5 Implications for Researchers

On the basis of the SLR results shown above, we identified the following implications that can be brought to the attention of researchers.

5.5.1 Benchmark creation and validation

Researchers play an essential role in validating the accuracy of SATD detection approaches. To ensure the accuracy and reliability of the proposed approaches, they must establish benchmark datasets and evaluate the performance of various tools and methods against real-world scenarios. The reliability of detection approaches is heavily dependent on the quality and representativeness of the datasets. Currently, there are only a few accessible datasets, as the work underneath each is incredibly complex and takes a lot of work. The implications of our findings are related to these shared datasets, but further real-world samples from software repositories and projects must be mined that cover a wide range of programming languages, project domains, and types of technical debt.

5.5.2 Exploration of hybrid approaches

The superior performance of the NLP+DL group suggests that hybrid approaches integrating natural language processing with deep learning are promising for SATD detection. Researchers could further explore and develop innovative hybrid models to enhance the accuracy and efficiency of self-admitted technical debt identification. This requires the development of specialized techniques to extract instances of technical debt from source code comments, issue trackers, pull requests, commit messages, code review comments, and other possible textual artifacts. By utilizing hybrid approaches and correlating information from multiple artifacts, the presence of SATD can be validated more reliably and significantly improve the accuracy of SATD detection.

5.5.3 Combining techniques for efficiency

The effectiveness of the proposed method is significantly influenced by the choice of feature extraction techniques and algorithms. By integrating self-admitted technical debt detection with both static and dynamic code analysis methods, a more thorough evaluation of code quality and identification of areas needing improvement is achieved. Static code analysis tends to focus on the code's structure, which may miss the subtleties and intentions behind certain coding practices. The addition of self-admitted technical debt detection is crucial in this context. This combined approach aims to enhance the precision in identifying technical debt, leading to the development of software systems that are more reliable, easier to maintain, and efficient.

5.6 Implications for Practitioners

5.6.1 Cost-effective solution

The use of frequency-based embedding (FBE) can be less computationally expensive associated with SATD detection tasks compared to pre-trained embedding (PTE). This reduction in computational overhead can be particularly advantageous for practitioners working with large codebases or limited computational resources. By opting for FBE, practitioners can achieve comparable recall and F1-score results to those obtained with PTE, thereby offering a cost-effective solution without sacrificing performance. This is especially beneficial for organizations with budget constraints or where cost optimization is a priority. However, it is worth noting that while FBE is computationally less expensive, PTE offers richer semantic representations, albeit at a higher computational cost.

5.6.2 Explicit and immediate recording of TD

Practitioners can use the knowledge acquired from technical debt detection to enhance their development processes. Since developers usually know when a change will incur TD or not, they do not often take measures to document that in their change log. Developer teams could adjust their coding guidelines and practices to minimize future and recurring occurrences of technical debt if they are aware of its common patterns. If they want to document a technical debt item, developers are encouraged to more explicitly articulate and mention technical debt in code comments or other textual artifacts, rather than just using general keywords, such as TODO or Fixme. This deliberate and straightforward documentation serves as a powerful tool to improve codebase maintainability and facilitate efficient debt detection.

5.6.3 Collaboration with researchers

There is a valuable opportunity for practitioners to collaborate with researchers to refine and test new SATD detection approaches in real-world environments. Such partnerships can accelerate the translation of research findings into practical tools and strategies that benefit the broader software development community. For instance, based on the findings of this SLR, practitioners should consider integrating NLP+DL methods into their SATD detection tools and workflows. These methods have shown superior performance and could significantly enhance the accuracy of SATD identification, helping teams prioritize refactoring efforts more effectively.

6 Threats to Validity

Similar to any comprehensive research study, our SLR has several limitations. Consequently, the generalization of our findings cannot be assured without acknowledging potential threats. In this section, we address the possible threats that affect the SLR results, and in the sequence, the actions taken to minimize these biases are presented.

6.1 Internal validity

Search string. A suitable search query is one of the most critical aspects of properly conducting an SLR. In the pilot search (i.e., S1), only "nlp" was used. Although we used the "Full text and Metadata" search option, it became apparent from the search results that we had overlooked some articles. Therefore, "natural language processing" was also employed in S2. In addition, in S2, we added "identification" as a synonym for "detection," but after obtaining the results of this query, we realized that there are articles that use other forms of these terms. Therefore, to guarantee comprehensive findings, we utilized S3 with the asterisk symbol (*) as a wildcard to ensure that no articles were missed in order to mitigate this threat.

Inaccuracies in data extraction. Concerning data extraction, there may be prejudices that influence the grouping and analysis results of the selected studies. To reduce this bias, the authors in this SLR discussed the extracted data items and reached a consensus on their respective meanings. In addition, pilot extraction and selection of data were performed by the authors, and disagreements regarding the data results were discussed and resolved. Therefore, the authors evaluated the extracted data items and resolved any disagreements that arose. With measures implemented to reduce bias, the depth and correctness of the extracted data items were further improved.

6.2 External validity

Technical debt type. There is a chance that we might miss particular types of technical debt. Our SLR has identified and accumulated 23 types of technical debt (including on-hold debt, SATD, and non-SATD). However, according to studies conducted by Alves et al. [104], and Melo et al. [13], they found 13 and 15 types of TD, respectively. The results of our study demonstrate that we have identified a type of technical debt that encompasses all types of TD mentioned in the article (with the exception of Test Automation Debt) and have accumulated more types than those listed.

6.3 Construct validity

Mapping TD types to development activities: The task of mapping different types of technical debt with specific software development activities involves a degree of subjective evaluation and might not capture every detail of how TD appears, which could impact the reliability of findings regarding the best-performing feature extractions and algorithms for each development activity. Therefore, to mitigate this threat, the first author conducted an iterative process to refine the mapping based on feedback from the second author, and any disagreements were resolved through discussions to reach a consensus.

Comparison approach: We are conscious of the complexities and potential misleading implications of directly comparing results from heterogeneous datasets without appropriate contextualization and analysis. To address this, our review incorporates a grouping strategy, which organizes datasets and results into comparable groups before

any comparison is made. This approach ensures that our comparisons are meaningful and reflective of the nuances inherent in different datasets, thereby mitigating the risks of drawing inaccurate conclusions from our analysis. In addition, our methodology is inspired by established practices in the domain, notably exemplified by Hall et al. [106] and Malhotra [107], which similarly undertakes the task of comparing results across different studies to deduce broad-based insights into algorithmic performance in varying contexts.

7 Conclusion

This article presents a systematic literature review of 53 articles published from 2014 to 2022 that analyzed and identified state-of-the-art feature extractions, machine learning models, and deep learning architectures for detecting technical debt. This work complements and enhances a previous study on the same topic, so we propose an updated view on their results. We investigated in depth which feature extraction, model, and architecture were employed to identify technical debt in software development activity. All approaches proposed in the analyzed studies were grouped into NLP, NLP+ML, and NLP+DL. This allowed us to discuss the performance in three different ways: first, we examined the performance of each study to determine the performance of the algorithms reported within the study; second, we compared the performances within the same group name; and third, we were able to compare all algorithms reported in the 18 studies across all group names and all activities of software development.

Overall results showed that, historically, the NLP+DL group has consistently outperformed the other groups in terms of precision, recall, and F1-score. Meanwhile, based on the name of the technique, the PTE technique approach consistently achieved higher performance. In addition, the FBE technique could provide recalls and F1-score results comparable to those produced by the PTE; therefore, it can be considered an alternative.

We also derived several implications for both practitioners and researchers: as a high priority aspect, we believe that future research should focus on the exploration of hybrid approaches where the detection of SATD will be coupled with the static analysis of the underlying source code.

Data availability

Supplementary material related to this article, including all the boxplots as images, can be found online at <https://github.com/edisutoyo/automated-satd-detection-slr>

Declaration of competing interest

The authors declare that they have no known competing financial interests or personal relationships that could have appeared to influence the work reported in this paper.

Acknowledgement

This work was supported by the Indonesian Education Scholarship Program, Ministry of Education, Culture, Research, and Technology, Indonesia, Ref. Number: 1036/J5.2.3/BPLG/VIII/2022.

References

- [1] Rios, N., Mendonça Neto, M.G., Spínola, R.O.: A tertiary study on technical debt: Types, management strategies, research trends, and base information for practitioners. *Information and Software Technology* **102**, 117–145 (2018) <https://doi.org/10.1016/j.infsof.2018.05.010>
- [2] Klinger, T., Tarr, P., Wagstrom, P., Williams, C.: An enterprise perspective on technical debt. *Proceedings - International Conference on Software Engineering*, 35–38 (2011) <https://doi.org/10.1145/1985362.1985371>
- [3] Besker, T., Martini, A., Edirisooriya Lokuge, R., Blincoe, K., Bosch, J.: Embracing technical debt, from a startup company perspective. *Proceedings - 2018 IEEE International Conference on Software Maintenance and Evolution, ICSME 2018*, 415–425 (2018) <https://doi.org/10.1109/ICSME.2018.00051>
- [4] Avgeriou, P., Kruchten, P., Ozkaya, I., Seaman, C.: Managing Technical Debt in Software Engineering. *Dagstuhl Reports* **6**(4), 110–138 (2016) <https://doi.org/10.4230/DagRep.6.4.110>
- [5] Cunningham, W.: The wycash portfolio management system. *Proceedings of the Conference on Object-Oriented Programming Systems, Languages, and Applications, OOPSLA Part F1296*(October), 29–30 (1992) <https://doi.org/10.1145/157709.157715>
- [6] Brown, N., Cai, Y., Guo, Y., Kazman, R., Kim, M., Kruchten, P., Lim, E., MacCormack, A., Nord, R., Ozkaya, I., Sangwan, R., Seaman, C., Sullivan, K., Zazworka, N.: Managing technical debt in software-reliant systems. In: *Proceedings of the FSE/SDP Workshop on the Future of Software Engineering Research, FoSER 2010*, pp. 47–51 (2010). <https://doi.org/10.1145/1882362.1882373> . ASSOCIATION FOR COMPUTING MACHINERY
- [7] Tom, E., Aurum, A., Vidgen, R.: An exploration of technical debt. *Journal of Systems and Software* **86**(6), 1498–1516 (2013) <https://doi.org/10.1016/j.jss.2012.12.052>
- [8] Potdar, A., Shihab, E.: An exploratory study on self-admitted technical debt. In: *Proceedings - 30th International Conference on Software Maintenance and Evolution, ICSME 2014*, pp. 91–100 (2014). <https://doi.org/10.1109/ICSME.2014.31> . INSTITUTE OF ELECTRICAL AND ELECTRONICS ENGINEERS

- [9] Li, Z., Avgeriou, P., Liang, P.: A systematic mapping study on technical debt and its management. *Journal of Systems and Software* **101**, 193–220 (2015) <https://doi.org/10.1016/j.jss.2014.12.027>
- [10] Alves, N.S.R., Mendes, T.S., Mendonça, M.G., Spínola, R.O., Shull, F., Seaman, C.: Identification and management of technical debt: A systematic mapping study. *Information and Software Technology* **70**, 100–121 (2016) <https://doi.org/10.1016/j.infsof.2015.10.008>
- [11] Xiao, L., Cai, Y., Kazman, R., Mo, R., Feng, Q.: Identifying and quantifying architectural debt. *Proceedings - International Conference on Software Engineering* **14-22-May-**, 488–498 (2016) <https://doi.org/10.1145/2884781.2884822>
- [12] Sierra, G., Shihab, E., Kamei, Y.: A survey of self-admitted technical debt. *Journal of Systems and Software* **152**, 70–82 (2019) <https://doi.org/10.1016/j.jss.2019.02.056>
- [13] Melo, A., Fagundes, R., Lenarduzzi, V., Santos, W.B.: Identification and measurement of requirements technical debt in software development: A systematic literature review. *Journal of Systems and Software* **194**, 111483 (2022)
- [14] Kitchenham, B., Charters, S.M.: Guidelines for performing Systematic Literature Reviews in Software Engineering. Technical report, Keele University, Keele, Newcastle ST5 5BG, UK (2007)
- [15] Petersen, K., Feldt, R., Mujtaba, S., Mattsson, M.: Systematic Mapping Studies in Software. In: *12th International Conference on Evaluation and Assessment in Software Engineering (EASE) 12*, vol. 17, pp. 1–10 (2008). <https://doi.org/10.14236/ewic/EASE2008.8>. ASSOCIATION FOR COMPUTING MACHINERY
- [16] Seaman, C., Guo, Y.: Measuring and monitoring technical debt. In: *Advances in Computers* vol. 82, pp. 25–46. Elsevier, ??? (2011)
- [17] Tom, E., Aurum, A., Vidgen, R.: An exploration of technical debt. *Journal of Systems and Software* **86**(6), 1498–1516 (2013)
- [18] Kruchten, P., Nord, R.L., Ozkaya, I.: Technical debt: From metaphor to theory and practice. *IEEE Software* **29**(6), 18–21 (2012) <https://doi.org/10.1109/MS.2012.167>
- [19] Zazworka, N., Spínola, R.O., Vetro, A., Shull, F., Seaman, C.: A case study on effectively identifying technical debt. In: *ACM International Conference Proceeding Series*, pp. 42–47 (2013). <https://doi.org/10.1145/2460999.2461005>. ASSOCIATION FOR COMPUTING MACHINERY
- [20] Spínola, R.O., Vetrò, A., Zazworka, N., Seaman, C., Shull, F.: Investigating technical debt folklore: Shedding some light on technical debt opinion. 2013 4th

International Workshop on Managing Technical Debt, MTD 2013 - Proceedings, 1–7 (2013) <https://doi.org/10.1109/MTD.2013.6608671>

- [21] Liddy, E.D.: Natural Language Processing, 2nd edition edn. NY. Marcel Decker, Inc, ??? (2001)
- [22] Chowdhury, G.G.: Natural language processing. Annual Review of Information Science and Technology **37**, 51–89 (2003) <https://doi.org/10.1002/ARIS.1440370103>
- [23] Indurkha, N., Damerau, F.J., Indurkha, N., Damerau, F.J.: Handbook of Natural Language Processing. Chapman and Hall/CRC, ??? (2010). <https://doi.org/10.1201/9780824746346>
- [24] Chowdhary, K.R.: Natural Language Processing. In: Fundamentals of Artificial Intelligence, pp. 603–649. Springer, ??? (2020)
- [25] Haiduc, S., Arnaoudova, V., Marcus, A., Antoniol, G.: The use of text retrieval and natural language processing in software engineering. In: Proceedings of the 38th International Conference on Software Engineering Companion, pp. 898–899 (2016). <https://doi.org/10.1145/2889160.2891053> . INSTITUTE OF ELECTRICAL AND ELECTRONICS ENGINEERS
- [26] Li, Y., Soliman, M., Avgeriou, P.: Automatic Identification of Self-Admitted Technical Debt from Different Sources. arXiv preprint arXiv:2202.02387 (2022) <https://doi.org/10.48550/arXiv.2202.02387>
- [27] Storey, M.-A., Ryall, J., Bull, R.I., Myers, D., Singer, J.: Todo or to bug: exploring how task annotations play a role in the work practices of software developers. In: Proceedings of the 30th International Conference on Software Engineering, pp. 251–260 (2008). <https://doi.org/10.1145/1368088.1368123> . INSTITUTE OF ELECTRICAL AND ELECTRONICS ENGINEERS
- [28] Souza, S.C.B., Anquetil, N., Oliveira, K.M.: Which documentation for software maintenance? Journal of the Brazilian Computer Society **12**, 31–44 (2006) <https://doi.org/10.1007/BF03194494>
- [29] Maalej, W., Happel, H.-J.: Can development work describe itself? In: 2010 7th IEEE Working Conference on Mining Software Repositories (MSR 2010), pp. 191–200 (2010). <https://doi.org/10.1109/MSR.2010.5463344> . IEEE
- [30] Shokripour, R., Anvik, J., Kasirun, Z.M., Zamani, S.: Why so complicated? simple term filtering and weighting for location-based bug report assignment recommendation. In: 2013 10th Working Conference on Mining Software Repositories (MSR), pp. 2–11 (2013). <https://doi.org/10.1109/MSR.2013.6623997> . IEEE

- [31] Barbara Kitchenham: Procedures for Performing Systematic Reviews. Keele University Technical Report **33**(2004), 1–26 (2004)
- [32] Kitchenham, B.: Evidence-based software engineering and systematic literature reviews. In: Lecture Notes in Computer Science (including Subseries Lecture Notes in Artificial Intelligence and Lecture Notes in Bioinformatics), vol. 4034 LNCS, p. 3. Springer, ??? (2006). Springer
- [33] Petticrew, M., Roberts, H.: Systematic Reviews in the Social Sciences: A Practical Guide. John Wiley & Sons, ??? (2008)
- [34] Popay, J., Roberts, H., Sowden, A., Petticrew, M., Britten, N., Arai, L., Roen, K., Rodgers, M.: Developing guidance on the conduct of narrative synthesis in systematic reviews. *J Epidemiol Community Health* **59**(Suppl 1), 7 (2005)
- [35] Wohlin, C.: Guidelines for snowballing in systematic literature studies and a replication in software engineering. In: Proceedings of The 18th International Conference on Evaluation and Assessment in Software Engineering, pp. 1–10 (2014). <https://doi.org/10.1145/2601248.2601268> . ASSOCIATION FOR COMPUTING MACHINERY
- [36] Mourão, E., Pimentel, J.F., Murta, L., Kalinowski, M., Mendes, E., Wohlin, C.: On the performance of hybrid search strategies for systematic literature reviews in software engineering. *Information and software technology* **123**, 106294 (2020)
- [37] AbuHassan, A., Alshayeb, M., Ghouti, L.: Software smell detection techniques: A systematic literature review. *Journal of Software: Evolution and Process* **33**(3), 2320 (2021)
- [38] Garcés, L., Martínez-Fernández, S., Oliveira, L., Valle, P., Ayala, C., Franch, X., Nakagawa, E.Y.: Three decades of software reference architectures: A systematic mapping study. *Journal of Systems and Software* **179**, 111004 (2021)
- [39] Ramasubbu, N., Kemerer, C.F.: Managing technical debt in enterprise software packages. *IEEE Transactions on Software Engineering* **40**(8), 758–772 (2014) <https://doi.org/10.1109/TSE.2014.2327027>
- [40] Rantala, L.: Towards better technical debt detection with nlp and machine learning methods. In: Proceedings of the ACM/IEEE 42nd International Conference on Software Engineering: Companion Proceedings, pp. 242–245 (2020). INSTITUTE OF ELECTRICAL AND ELECTRONICS ENGINEERS
- [41] Albuquerque, D., Guimaraes, E., Tonin, G., Perkusich, M., Almeida, H., Perkusich, A.: Comprehending the use of intelligent techniques to support technical debt management. In: Proceedings of the International Conference on Technical Debt, pp. 21–30 (2022). <https://doi.org/10.1145/3524843.3528097> . INSTITUTE

- [42] Pina, D., Goldman, A., Seaman, C.: Sonarlizer Xplorer: a tool to mine Github projects and identify technical debt items using SonarQube. In: Proceedings of the International Conference on Technical Debt, pp. 71–75 (2022). <https://doi.org/10.1145/3524843.3528098> . INSTITUTE OF ELECTRICAL AND ELECTRONICS ENGINEERS
- [43] Albarak, M., Bahsoon, R., Ozkaya, I., Nord, R.: Managing technical debt in database normalization. *IEEE Transactions on Software Engineering* **48**(3), 755–772 (2020) <https://doi.org/10.1109/TSE.2020.3001339>
- [44] Sharma, T., Efstathiou, V., Louridas, P., Spinellis, D.: Code smell detection by deep direct-learning and transfer-learning. *Journal of Systems and Software* **176**, 110936 (2021) <https://doi.org/10.1016/j.jss.2021.110936>
- [45] Aromataris, E., Riitano, D.: Constructing a search strategy and searching for evidence. *Am J Nurs* **114**(5), 49–56 (2014) <https://doi.org/10.1097/01.NAJ.0000446779.99522.f6>
- [46] El Naqa, I., Murphy, M.J.: *What Is Machine Learning?* Springer, ??? (2015)
- [47] Langley, P.: Human and machine learning. *Machine Learning* **1**, 243–248 (1986) <https://doi.org/10.1007/BF00116892>
- [48] LeCun, Y., Bengio, Y., Hinton, G.: Deep learning. *nature* **521**(7553), 436–444 (2015) <https://doi.org/10.1038/nature14539>
- [49] Khan, J.Y., Uddin, G.: Automatic Detection and Analysis of Technical Debts in Peer-Review Documentation of R Packages. In: Proceedings - 2022 IEEE International Conference on Software Analysis, Evolution and Reengineering, SANER 2022, pp. 765–776 (2022). <https://doi.org/10.1109/SANER53432.2022.00094> . INSTITUTE OF ELECTRICAL AND ELECTRONICS ENGINEERS
- [50] Sharma, R., Shahbazi, R., Fard, F.H., Codabux, Z., Vidoni, M.: Self-admitted technical debt in R: detection and causes. *Automated Software Engineering* **29**(2) (2022) <https://doi.org/10.1007/s10515-022-00358-6>
- [51] Yu, Z., Fahid, F.M., Tu, H., Menzies, T.: Identifying Self-Admitted Technical Debts With Jitterbug: A Two-Step Approach. *IEEE Transactions on Software Engineering* **48**(5), 1676–1691 (2020) <https://doi.org/10.1109/TSE.2020.3031401>
- [52] Tu, H., Menzies, T.: DebtFree: minimizing labeling cost in self-admitted technical debt identification using semi-supervised learning. *Empirical Software Engineering* **27**(4) (2022) <https://doi.org/10.1007/s10664-022-10121-w>

- [53] Bavota, G., Russo, B.: A large-scale empirical study on self-admitted technical debt. Proceedings - 13th Working Conference on Mining Software Repositories, MSR 2016, 315–326 (2016) <https://doi.org/10.1145/2901739.2901742>
- [54] Wehaibi, S., Shihab, E., Guerrouj, L.: Examining the impact of self-admitted technical debt on software quality. 2016 IEEE 23rd International Conference on Software Analysis, Evolution, and Reengineering, SANER 2016 **1**, 179–188 (2016) <https://doi.org/10.1109/SANER.2016.72>
- [55] Maldonado, E.D.S., Shihab, E.: Detecting and quantifying different types of self-admitted technical Debt. 2015 IEEE 7th International Workshop on Managing Technical Debt, MTD 2015 - Proceedings, 9–15 (2015) <https://doi.org/10.1109/MTD.2015.7332619>
- [56] Farias, M.A.d.F., Neto, M.G.d.M., Kalinowski, M., Spínola, R.O.: Identifying self-admitted technical debt through code comment analysis with a contextualized vocabulary. Information and Software Technology **121**(January 2019) (2020) <https://doi.org/10.1016/j.infsof.2020.106270>
- [57] Guo, Z., Liu, S., Liu, J., Li, Y., Chen, L., Lu, H., Zhou, Y.: How Far Have We Progressed in Identifying Self-admitted Technical Debts? A Comprehensive Empirical Study. ACM Transactions on Software Engineering and Methodology **30**(4) (2021) <https://doi.org/10.1145/3447247>
- [58] Azuma, H., Matsumoto, S., Kamei, Y., Kusumoto, S.: An empirical study on self-admitted technical debt in Dockerfile. Empirical Software Engineering **27**(2), 49 (2022) <https://doi.org/10.1016/j.infsof.2022.106855>
- [59] Russo, B., Camilli, M., Mock, M.: WeakSATD: Detecting Weak Self-admitted Technical Debt. Proceedings - 2022 Mining Software Repositories Conference, MSR 2022, 448–453 (2022) <https://doi.org/10.1145/3524842.3528469>
- [60] Bellomo, S., Nord, R.L., Ozkaya, I., Popeck, M.: Got technical debt? Surfacing elusive technical debt in issue trackers. Proceedings - 13th Working Conference on Mining Software Repositories, MSR 2016, 327–338 (2016) <https://doi.org/10.1145/2901739.2901754>
- [61] Codabux, Z., Vidoni, M., Fard, F.H.: Technical debt in the peer-review documentation of r packages: A ropensci case study. Proceedings - 2021 IEEE/ACM 18th International Conference on Mining Software Repositories, MSR 2021, 195–206 (2021) <https://doi.org/10.1109/MSR52588.2021.00032>
- [62] Li, Y., Soliman, M., Avgeriou, P.: Identification and Remediation of Self-Admitted Technical Debt in Issue Trackers. In: Proceedings - 46th Euromicro Conference on Software Engineering and Advanced Applications, SEAA 2020, pp. 495–503 (2020). <https://doi.org/10.1109/SEAA51224.2020.00083> . INSTITUTE OF ELECTRICAL AND ELECTRONICS ENGINEERS

- [63] Farias, M.A.D.F., Neto, M.G.D.M., Silva, A.B.D., Spinola, R.O.: A Contextualized Vocabulary Model for identifying technical debt on code comments. In: 2015 IEEE 7th International Workshop on Managing Technical Debt, MTD 2015 - Proceedings, pp. 25–32. IEEE, ??? (2015). <https://doi.org/10.1109/MTD.2015.7332621> . INSTITUTE OF ELECTRICAL AND ELECTRONICS ENGINEERS
- [64] Al-Slais, Y.S.: Towards a comprehensive self-admitted technical debt extraction technique from source code comments. In: 3rd Smart Cities Symposium (SCS 2020), pp. 109–114 (2021). <https://doi.org/10.1049/icp.2021.0881> . INSTITUTE OF ELECTRICAL AND ELECTRONICS ENGINEERS
- [65] Dai, K., Kruchten, P.: Detecting technical debt through issue trackers. CEUR Workshop Proceedings **2017**(QuASoQ), 59–65 (2017)
- [66] Maldonado, E.D.S., Shihab, E., Tsantalis, N.: Using Natural Language Processing to Automatically Detect Self-Admitted Technical Debt. IEEE Transactions on Software Engineering **43**(11), 1044–1062 (2017) <https://doi.org/10.1109/TSE.2017.2654244>
- [67] Flisar, J., Podgorelec, V.: Enhanced feature selection using word embeddings for self-admitted technical debt identification. Proceedings - 44th Euromicro Conference on Software Engineering and Advanced Applications, SEAA 2018, 230–233 (2018) <https://doi.org/10.1109/SEAA.2018.00045>
- [68] Liu, Z., Huang, Q., Xia, X., Shihab, E., Lo, D., Li, S.: SATD detector: A text-mining-based self-Admitted technical debt detection tool. In: Proceedings - International Conference on Software Engineering, pp. 9–12 (2018). <https://doi.org/10.1145/3183440.3183478> . INSTITUTE OF ELECTRICAL AND ELECTRONICS ENGINEERS
- [69] Huang, Q., Shihab, E., Xia, X., Lo, D., Li, S.: Identifying self-admitted technical debt in open source projects using text mining. Empirical Software Engineering **23**(1), 418–451 (2018) <https://doi.org/10.1007/s10664-017-9522-4>
- [70] Flisar, J., Podgorelec, V.: Identification of Self-Admitted Technical Debt Using Enhanced Feature Selection Based on Word Embedding. IEEE Access **7**, 106475–106494 (2019) <https://doi.org/10.1109/ACCESS.2019.2933318>
- [71] Wattanakriengkrai, S., Maipradit, R., Hata, H., Choetkiertikul, M., Sunetnanta, T., Matsumoto, K.: Identifying design and requirement self-admitted technical debt using N-gram IDF. In: Proceedings - 2018 9th International Workshop on Empirical Software Engineering in Practice, IWESEP 2018, pp. 7–12. IEEE, ??? (2019). <https://doi.org/10.1109/IWESEP.2018.00010> . INSTITUTE OF ELECTRICAL AND ELECTRONICS ENGINEERS
- [72] Wattanakriengkrai, S., Srisermphoak, N., Sintoplertchaikul, S., Choetkiertikul, M., Ragkhitwetsagul, C., Sunetnanta, T., Hata, H., Matsumoto, K.: Automatic

- Classifying Self-Admitted Technical Debt Using N-Gram IDF. In: Proceedings - Asia-Pacific Software Engineering Conference, APSEC, vol. 2019-Decem, pp. 316–322. IEEE, ??? (2019). <https://doi.org/10.1109/APSEC48747.2019.00050> . INSTITUTE OF ELECTRICAL AND ELECTRONICS ENGINEERS
- [73] Xavier, L., Ferreira, F., Brito, R., Valente, M.T.: Beyond the Code: Mining Self-Admitted Technical Debt in Issue Tracker Systems. In: Proceedings - 2020 IEEE/ACM 17th International Conference on Mining Software Repositories, MSR 2020, pp. 137–146 (2020). <https://doi.org/10.1145/3379597.3387459> . ASSOCIATION FOR COMPUTING MACHINERY
- [74] Rantala, L., Mantyla, M., Lo, D.: Prevalence, Contents and Automatic Detection of KL-SATD. In: Proceedings - 46th Euromicro Conference on Software Engineering and Advanced Applications, SEAA 2020, pp. 385–388 (2020). <https://doi.org/10.1109/SEAA51224.2020.00069> . INSTITUTE OF ELECTRICAL AND ELECTRONICS ENGINEERS
- [75] Maipradit, R., Treude, C., Hata, H., Matsumoto, K.: Wait for it: identifying "On-Hold" self-admitted technical debt. *Empirical Software Engineering* **25**(5), 3770–3798 (2020) <https://doi.org/10.1007/s10664-020-09854-3>
- [76] Rantala, L., Mäntylä, M.: Predicting technical debt from commit contents: reproduction and extension with automated feature selection. *Software Quality Journal* **28**(4), 1551–1579 (2020) <https://doi.org/10.1007/s11219-020-09520-3>
- [77] Maipradit, R., Lin, B., Nagy, C., Bavota, G., Lanza, M., Hata, H., Matsumoto, K.: Automated Identification of On-hold Self-Admitted Technical Debt. Proceedings - 20th IEEE International Working Conference on Source Code Analysis and Manipulation, SCAM 2020 **29**(6223), 54–64 (2020) <https://doi.org/10.1109/SCAM51674.2020.00011>
- [78] Rajalakshmi, V., Sendhilkumar, S., Mahalakshmi, G.S.: Classification of Technical Debts in Software Development Using Text Analytics. *EAI/Springer Innovations in Communication and Computing*, 313–323 (2021)
- [79] Sridharan, M., Mantyla, M., Rantala, L., Claes, M.: Data balancing improves self-admitted technical debt detection. In: Proceedings - 2021 IEEE/ACM 18th International Conference on Mining Software Repositories, MSR 2021, pp. 358–368. IEEE, ??? (2021). <https://doi.org/10.1109/MSR52588.2021.00048> . INSTITUTE OF ELECTRICAL AND ELECTRONICS ENGINEERS
- [80] Sala, I., Tommasel, A., Arcelli Fontana, F.: DebtHunter: A machine learning-based approach for detecting self-admitted technical debt. *ACM International Conference Proceeding Series*, 278–283 (2021) <https://doi.org/10.1145/3463274.3464455>
- [81] Liu, J., Huang, Q., Xia, X., Shihab, E., Lo, D., Li, S.: An exploratory study on

- the introduction and removal of different types of technical debt in deep learning frameworks. *Empirical Software Engineering* **26**(2) (2021) <https://doi.org/10.1007/s10664-020-09917-5>
- [82] Chen, X., Yu, D., Fan, X., Wang, L., Chen, J.: Multiclass Classification for Self-Admitted Technical Debt Based on XGBoost. *IEEE Transactions on Reliability* **71**(3), 1309–1324 (2022) <https://doi.org/10.1109/TR.2021.3087864>
- [83] Li, Y., Soliman, M., Avgeriou, P.: Identifying self-admitted technical debt in issue tracking systems using machine learning. *Empirical Software Engineering* **27**(6) (2022) <https://doi.org/10.1007/s10664-022-10128-3>
- [84] Xiao, T., Wang, D., McIntosh, S., Hata, H., Kula, R.G., Ishio, T., Matsumoto, K.: Characterizing and Mitigating Self-Admitted Technical Debt in Build Systems. *IEEE Transactions on Software Engineering* **48**(10), 4214–4228 (2022) <https://doi.org/10.1109/TSE.2021.3115772>
- [85] AlOmar, E.A., Christians, B., Busho, M., AlKhalid, A.H., Ouni, A., Newman, C., Mkaouer, M.W.: SATDBailiff-mining and tracking self-admitted technical debt. *Science of Computer Programming* **213**, 102693 (2022) <https://doi.org/10.1016/j.scico.2021.102693>
- [86] Sabbah, A.F., Hanani, A.A.: Self-admitted technical debt classification using natural language processing word embeddings. *International Journal of Electrical and Computer Engineering* **13**(2), 2142–2155 (2023) <https://doi.org/10.11591/ijece.v13i2.pp2142-2155>
- [87] Ren, X., Xing, Z., Xia, X., Lo, D., Wang, X., Grundy, J.: Neural network-based detection of self-Admitted technical debt: From performance to explainability. *ACM Transactions on Software Engineering and Methodology* **28**(3) (2019) <https://doi.org/10.1145/3324916>
- [88] Santos, R.M., Junior, M.C.R., Mendonça Neto, M.G.: Self-Admitted Technical Debt classification using LSTM neural network. *Advances in Intelligent Systems and Computing* **1134**(Itng), 679–685 (2020)
- [89] Wang, X., Liu, J., Li, L., Chen, X., Liu, X., Wu, H.: Detecting and Explaining Self-Admitted Technical Debts with Attention-based Neural Networks. In: *Proceedings - 2020 35th IEEE/ACM International Conference on Automated Software Engineering, ASE 2020*, pp. 871–882 (2020). <https://doi.org/10.1145/3324884.3416583>. INSTITUTE OF ELECTRICAL AND ELECTRONICS ENGINEERS
- [90] Santos, R.M., Santos, I.M., Rodrigues, M.C., Mendonça Neto, M.G.: Long term-short memory neural networks and word2vec for self-admitted technical debt detection. *ICEIS 2020 - Proceedings of the 22nd International Conference on Enterprise Information Systems* **2**(May), 157–165 (2020) <https://doi.org/10.5220/0009796001570165>

- [91] Yu, D., Wang, L., Chen, X., Chen, J.: Using BiLSTM with attention mechanism to automatically detect self-admitted technical debt. *Frontiers of Computer Science* **15**(4) (2021) <https://doi.org/10.1007/s11704-020-9281-z>
- [92] Santos, R.M., Santos, I.M., Júnior, M.C., Mendonça, M.: Evaluating a LSTM Neural Network and a Word2vec Model in the Classification of Self-admitted Technical Debts and Their Types in Code Comments. *Lecture Notes in Business Information Processing* **417**, 542–559 (2021)
- [93] Zhu, K., Yin, M., Li, Y.: Detecting and Classifying Self-Admitted of Technical Debt with CNN-BiLSTM. *Journal of Physics: Conference Series* **1955**(1) (2021) <https://doi.org/10.1088/1742-6596/1955/1/012102>
- [94] Yu, J., Zhao, K., Liu, J., Liu, X., Xu, Z., Wang, X.: Exploiting gated graph neural network for detecting and explaining self-admitted technical debts. *Journal of Systems and Software* **187**, 111219 (2022) <https://doi.org/10.1016/j.jss.2022.111219>
- [95] Di Salle, A., Rota, A., Nguyen, P.T., Di Ruscio, D., Fontana, F.A., Sala, I.: PILOT: Synergy between Text Processing and Neural Networks to Detect Self-Admitted Technical Debt. In: *Proceedings - International Conference on Technical Debt 2022, TechDebt 2022*, pp. 41–45 (2022). <https://doi.org/10.1145/3524843.3528093>. INSTITUTE OF ELECTRICAL AND ELECTRONICS ENGINEERS
- [96] Alhefdhi, A., Dam, H.K., Nugroho, Y.S., Hata, H., Ishio, T., Ghose, A.: A Framework for Conditional Statement Technical Debt Identification and Description. *Automated Software Engineering* **29**(2), 1–36 (2022) <https://doi.org/10.1007/s10515-022-00364-8>
- [97] Li, H., Qu, Y., Liu, Y., Chen, R., Ai, J., Guo, S.: Self-admitted technical debt detection by learning its comprehensive semantics via graph neural networks. *Software - Practice and Experience* **52**(10), 2152–2176 (2022) <https://doi.org/10.1002/spe.3117>
- [98] Zhuang, G., Qu, Y., Li, L., Dou, X., Li, M.: An Empirical Study of Gradient-based Explainability Techniques for Self-admitted Technical Debt Detection. *Journal of Internet Technology* **23**(3), 631–641 (2022) <https://doi.org/10.53106/160792642022052303021>
- [99] Yin, M., Zhu, K., Xiao, H., Zhu, D., Jiang, J.: Deep neural network ensembles for detecting self-admitted technical debt. *Journal of Intelligent and Fuzzy Systems* **43**(1), 93–105 (2022) <https://doi.org/10.3233/JIFS-211273>
- [100] Zhu, K., Yin, M., Zhu, D., Zhang, X., Gao, C., Jiang, J.: SCGRU: A general approach for identifying multiple classes of self-admitted technical debt with text generation oversampling. *Journal of Systems and Software* **195**, 111514 (2023) <https://doi.org/10.1016/j.jss.2022.111514>

- [101] Goodfellow, I., Bengio, Y., Courville, A.: Deep Learning. MIT press, ??? (2016)
- [102] Wang, H., Li, J., Wu, H., Hovy, E., Sun, Y.: Pre-Trained Language Models and Their Applications. Engineering (2022) <https://doi.org/10.1016/j.eng.2022.04.024>
- [103] Boehm, B.W.: A spiral model of software development and enhancement. Computer **21**(5), 61–72 (1988)
- [104] Alves, N.S.R., Ribeiro, L.F., Caires, V., Mendes, T.S., Spínola, R.O.: Towards an ontology of terms on technical debt. In: Proceedings - 2014 6th IEEE International Workshop on Managing Technical Debt, MTD 2014, pp. 1–7. Institute of Electrical and Electronics Engineers Inc., ??? (2014). <https://doi.org/10.1109/MTD.2014.9> . INSTITUTE OF ELECTRICAL AND ELECTRONICS ENGINEERS
- [105] Li, Z., Avgeriou, P., Liang, P.: A systematic mapping study on technical debt and its management. Journal of Systems and Software **101**, 193–220 (2015) <https://doi.org/10.1016/j.jss.2014.12.027>
- [106] Hall, T., Beecham, S., Bowes, D., Gray, D., Counsell, S.: A Systematic Literature Review on Fault Prediction Performance in Software Engineering. IEEE Transactions on Software Engineering **38**(6), 1276–1304 (2012) <https://doi.org/10.1109/TSE.2011.103>
- [107] Malhotra, R.: A systematic review of machine learning techniques for software fault prediction. Applied Soft Computing **27**, 504–518 (2015)