

Phylogenetic tree distance computation over succinct representations

António Pedro Branco^{1,2}, Cátia Vaz^{1,3*} and Alexandre P. Francisco^{1,2}

¹ Instituto de Engenharia de Sistemas e Computadores, I&D em Lisboa (INESC-ID), Portugal

² Instituto Superior Técnico, Universidade de Lisboa, Portugal

³ Instituto Superior de Engenharia de Lisboa, Instituto Politécnico de Lisboa, Portugal

* cvaz@cc.isel.ipl.pt

Abstract: There are several tools available to infer phylogenetic trees, which depict the evolutionary relationships among biological entities such as viral and bacterial strains in infectious outbreaks, or cancerous cells in tumor progression trees. These tools rely on several inference methods available to produce phylogenetic trees, with resulting trees not being unique. Thus, methods for comparing phylogenies that are capable of revealing where two phylogenetic trees agree or differ are required. An approach is then to compute a similarity or dissimilarity measure between trees, with the Robinson-Foulds distance being one of the most used, and which can be computed in linear time and space. Nevertheless, given the large and increasing volume of phylogenetic data, phylogenetic trees are becoming very large with hundreds of thousands of leafs. In this context, space requirements become an issue both while computing tree distances and while storing trees. We propose then an efficient implementation of the Robinson-Foulds distance over trees succinct representations. Our implementation generalizes also the Robinson-Foulds distances to labelled phylogenetic trees, *i.e.*, trees containing labels on all nodes, instead of only on leaves. Experimental results show that we are able to still achieve linear time while requiring less space. Our implementation is available as an open-source tool at <https://github.com/pedroparedesbranco/TreeDiff>.

Keywords: tree dissimilarity, succinct data structures, phylogenetic trees, Robinson–Foulds distance.

1. Introduction

Comparative evaluation of differences, similarities, and distances between phylogenetic trees is a fundamental task in computational phylogenetics [1]. There are several measures for assessing differences between two phylogenetic trees, some of them based on rearrangements, others based on topology dissimilarity and in this case some of them take also into account the branch-length [2]. The rearrangement measures are based on finding the minimum number of rearrangement steps required to transform one tree into the other. Possible rearrangement steps include nearest-neighbor interchange (NNI), subtree pruning and regrafting (SPR), and tree bisection and reconnection (TBR). Unfortunately such measures are seldom used in practice for large studies as they are expensive to calculate in general. NP-completeness has been shown for distances based on NNI [3], TBR [4], and SPR [5]. Measures based on topological dissimilarity are commonly used. One of the most used is the topological distance of Robinson and Foulds [6] (RF) and its branch-length variation [7]. The RF-like distances, when applied to rooted trees are all based on the idea of shared clades, *i.e.*, specific kinds of subtrees (for rooted trees) or branches defined by possession of exactly the same tips (the leaves of the tree). Namely, it quantifies the dissimilarity between two trees based on the differences in their clades, for rooted trees, or bipartitions if applied to unrooted trees. Formally, a clade or cluster $C(n)$ of a tree T is defined by the set of leaves (or nodes in fully labelled trees) that are a descendant from a particular internal node n .

The computation of the RF distance can be achieved in linear time and space. A linear time algorithm for calculating the RF distance was first proposed by Day [8]. It efficiently determines the number of bipartitions or clades that are present in one tree but not in the other. Furthermore, there have been advancements in the computation of

the RF distance that achieve sublinear time complexity; Pattengale et al. [9] introduced an algorithm that can compute an approximation of the RF distance in sublinear time. However, it is important to note that the sublinear algorithm is not exact and may introduce some degree of error in the computed distances. Recently, it was proposed a linear time and space algorithm [10] that addresses the labelled Robinson-Foulds (RF) distance problem, considering labels assigned to both internal and leaf nodes of the trees. However, their distance is based on edit distance operations applied to nodes and thus do not give the exact RF value. Moreover the implementation is based on the Day algorithm [8].

Considering however the increasingly large volume of phylogenetic data [11], the size of phylogenetic trees has grown substantially, often consisting of hundreds of thousands of leaf nodes. This poses significant challenges in terms of space requirements for computing tree distances, or even for storing trees. Hence, we propose an efficient implementation of the Robinson-Foulds distance over succinct representations of trees [12]. Our implementation not only addresses the standard Robinson-Foulds distance but it also extends it to handle fully labelled and weighted phylogenetic trees. By leveraging succinct representations, we are able to achieve practical linear time while significantly reducing space requirements. Experimental results demonstrate the effectiveness of our implementation in spite of expected trade-offs on running time overhead versus space requirements due to the use of succinct data structures.

2. Background

A phylogenetic tree, denoted as $T = (V, E)$ is defined as a connected acyclic graph. The set V , also denoted as $V(T)$ represents the vertices (nodes) of tree T . The set $E \subseteq V \times V$, also denoted as $E(T)$ represents the edges (links) of tree T . The leaves of the tree, which are the vertices of degree one, are labelled with data that represents species, strains or even genes. A phylogenetic tree represents then the evolutionary relationships among taxonomical groups, or taxa.

In most phylogenetic inference methods, the internal vertices of the tree represent hypothetical or inferred common ancestors of the entities represented by the leaves. These internal vertices do not typically have a specific label or represent direct data. However, there are some distance based phylogenetic inference methods that infer a fully labelled phylogenetic tree [13]. In such cases, the internal vertices may also have labels associated with them, providing additional information about the inferred common ancestors. We will denote the labels of a phylogenetic tree T by $L(T)$. The inferred phylogenetic trees can be rooted or unrooted, depending on whether or not a specific root node is assigned. In the rooted ones, there exists a distinguished vertex called the root of T .

To calculate the Robinson-Foulds (RF) distance on a rooted or unrooted tree, you need to compare the clades or bipartitions of the trees, respectively. As mentioned before, a *clade* is a group on a tree that includes a node and all of the lineages descended from that node. Thus, clades can be seen as the *subtrees* of a phylogenetic tree. A *bipartition* of a tree is induced by an edge removal [1]. Nevertheless, we can convert an unrooted tree into rooted one by adding an arbitrary root node [14] (see Figure 1). A measure based on Robinson-Foulds distance to compare unrooted with rooted trees was also proposed [15]. In this work, we consider rooted trees.

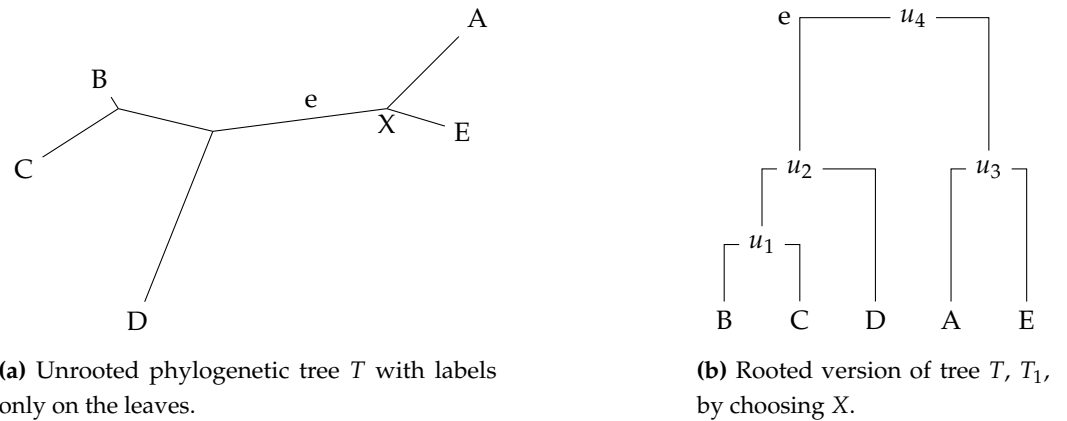


Figure 1. An unrooted phylogenetic tree (a) and a rooted phylogenetic tree (b) that resulted from transforming the unrooted one by selecting node X as root; e denotes the equivalent edge in both trees. The set of labels of T_1 , $L(T_1)$ is $\{A, B, C, D, E\}$.

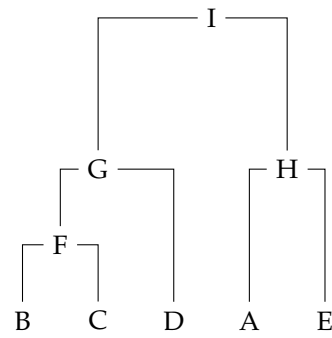
Let T be a rooted tree. A *sub-tree* S of T , which we will denote by $S(T)$ is a tree such that $V(S) \subseteq V(T)$, $E(S) \subseteq E(T)$, and the endpoints of any edge in $E(S)$ must belong to $V(S)$. We will denote by $T(v)$ the *maximum sub-tree* of T that is rooted at v . Thus, for each $v \in V(T)$ we define the *cluster* at v in T as $c(v) = L(T(v))$. For instance, the rooted tree in Figure 1 contains 9 clusters, namely: $c(B) = \{B\}$, $c(C) = \{C\}$, $c(D) = \{D\}$, $c(A) = \{A\}$, $c(E) = \{E\}$, $c(u_1) = \{B, C\}$, $c(u_2) = \{B, C, D\}$, $c(u_3) = \{A, E\}$ and $c(u_4) = \{B, C, D, A, E\}$, with u_i denoting unnamed or unlabelled nodes in T . The set of all clusters present in T is denoted by $C(T)$, i.e., $C(T) = \cup_{v \in V(T)} \{c(v)\}$. In Figure 1, $C(T_1)$ contains the previous 9 clusters. The Robinson-Foulds distance measures the dissimilarity between two trees by counting the differences in the clades they contain if rooted.

Definition 1. The Robinson-Foulds (RF) distance between two rooted trees T_1 and T_2 , with unique labelling in leafs, is defined by:

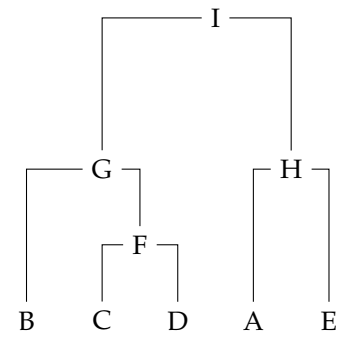
$$RF(T_1, T_2) = |C(T_1) \setminus C(T_2)| \cup |C(T_2) \setminus C(T_1)|.$$

Notice that this definition is equivalent to $RF(T_1, T_2) = |C(T_1)| + |C(T_2)| - 2|C(T_1) \cap C(T_2)|$, commonly found in literature. Note also that most software implementations usually divide the RF distance by 2 [2], and further normalize it.

When dealing with fully labelled phylogenetic trees, labels are not only present in leaves but also in internal nodes. Figure 2 depicts two rooted and fully labelled phylogenetic trees. The clusters of tree T_2 are: $C(A) = \{A\}$, $C(B) = \{B\}$, $C(C) = \{C\}$, $C(D) = \{D\}$, $C(E) = \{E\}$, $C(F) = \{B, C, F\}$, $C(G) = \{B, C, F, D, G\}$, $C(H) = \{A, E, H\}$ and $C(I) = \{B, C, F, D, G, A, E, H, I\}$. The RF distance given in Definition 1 can be extended to fully labelled trees by just noting that, given $v \in V(T)$, $c(v) = L(T(v))$ includes now the labels of all nodes in subtree $T(v)$; and hence the clusters in $C(T)$ include the labels for all nodes also.



(a) A rooted labelled phylogenetic tree T_2 .



(b) A rooted labelled phylogenetic tree T_3 .

Figure 2. Two rooted labelled phylogenetic trees T_2 and T_3 . Both have a unique set of labels $\{A, B, C, D, E, F, G, H, I\}$.

Definition 2. The extended Robinson-Foulds (RF) distance between two fully labelled rooted trees T_1 and T_2 , with unique labelling in all nodes, is defined by:

$$eRF(T_1, T_2) = |C(T_1) \setminus C(T_2)| \cup |C(T_2) \setminus C(T_1)|.$$

Let us consider the trees T_2 and T_3 in Figure 2; $eRF(T_2, T_3) = 2$ since there are only two distinct clusters in T_2 and T_3 , namely $\{B, C, F\}$ and $\{C, D, F\}$.

Even though RF can give a very reliable distance between two trees in terms of their topology, sometimes it is convenient to consider weights. A version of Robinson-Foulds distance for weighted trees (wRF) takes then into account the branch weights of both trees [16]. These weights represent for instance the varying levels of correction for DNA sequencing errors. Let T be a phylogenetic rooted tree, $v \in V(T)$, $w : E(T) \rightarrow \mathbf{R}$, $e \in E(T)$ the edge with target v , and $c(v)$ the cluster at v in T as before; the weight of cluster $c(v)$ in T , $w_T(c(v))$ is defined as $w(e)$.

Definition 3. The weighted Robinson-Foulds (wRF) distance between two rooted trees T_1 and T_2 , with unique labelling in leafs, is defined as:

$$wRF(T_1, T_2) = \sum_{c \in C(T_1) \cap C(T_2)} |w_{T_1}(c) - w_{T_2}(c)| + \sum_{c \in C(T_1) \setminus C(T_2)} w_{T_1}(c) + \sum_{c \in C(T_2) \setminus C(T_1)} w_{T_2}(c).$$

In fact, at lower levels of sequencing error, RF distance usually exhibits a consistent pattern, showcasing the superiority of proper correction for both over- and undercorrection for DNA sequencing error. Interestingly, in this context, correction had no impact on the RF scores. Conversely, at extremely high levels of sequencing error, wRF results suggested that proper correction and overcorrection were equivalent, while the RF scores demonstrated that overcorrection led to the destruction of topological recovery. Then, both measures complement themselves [2]. Definition 4 extends wRF to labelled rooted phylogenetic trees assuming the extension of $c(v)$ and $C(T)$ as before.

Definition 4. The weighted labelled Robinson-Foulds (weRF) distance between two fully labelled rooted trees T_1 and T_2 , with unique labelling in all nodes, is defined as follows:

$$weRF(T_1, T_2) = \sum_{c \in C(T_1) \cap C(T_2)} |w_{T_1}(c) - w_{T_2}(c)| + \sum_{c \in C(T_1) \setminus C(T_2)} w_{T_1}(c) + \sum_{c \in C(T_2) \setminus C(T_1)} w_{T_2}(c).$$

Phylogenetic trees are commonly represented and stored using the well known newick tree format. For instance, the rooted tree in Figure 1 can be represented as $((((B, C), D), (A, E)));$. In this example we have only labels on the leafs and we do not have edge weights. The newick format supports however internal labelled vertices and edge

weights, e.g., $((B:0.2, C:0.2)W:0.3, D:0.5)X:0.6, (A:0.5, E:0.5)Y:0.6)Z;$. Thus, it is common that tools that compute the RF distance support as input trees in newick format. Notice also that some phylogenetic inference algorithms may produce n -ary phylogenetic trees, such is the case, for instance, of goeBURST [17] or MSTree V2 [18].

3. Approach

Our approach consists in using succinct data structures, namely encoding each tree using balanced parentheses and represent it as a bit vector. Each tree is then represented by a bit vector of size $2n$ bits, where n is the number of nodes present in the tree. This space is further increased by $o(n)$ bits to support efficiently primitive operations over the bit vector [19]. For comparing trees, we need to store also the labels permutation corresponding to each tree. Each permutation can be represented in $(1 + \varepsilon)n \log n$ bits, while answering permutation queries in constant time and inverse permutation queries in $O(1/\varepsilon)$ time [12]. Hence, each tree with n nodes can be represented in $2n + o(n) + (1 + \varepsilon)n \log n$ bits.

3.1. Balanced parentheses representation

A balanced parentheses representation is a method frequently used to represent hierarchical relationships between nodes in a tree, closely related to the newick format described before. Figure 3 depicts an example of a rooted labelled phylogenetic tree and its balanced parentheses representation. In this kind of representation, there are some key rules to understand how a tree can be represented by a sequence of parentheses. The first rule is that each node is mapped to a unique index given by the tree pre-order transversal. For instance, in Figure 3, node with label A is mapped to 4. The second rule is that each node is represented by a pair of opening and closing parentheses. For example, in Figure 3 node with index 4 is represented by the parentheses in 4th and 5th positions. In terms of memory representation, the bit vector keeps this information, where the opening parentheses will be represented as a 1 and the closing ones as a 0. This is the reason why the size of the bit vector is 2 times the number of nodes. Notice that it is not necessary to explicitly store the index of each node.

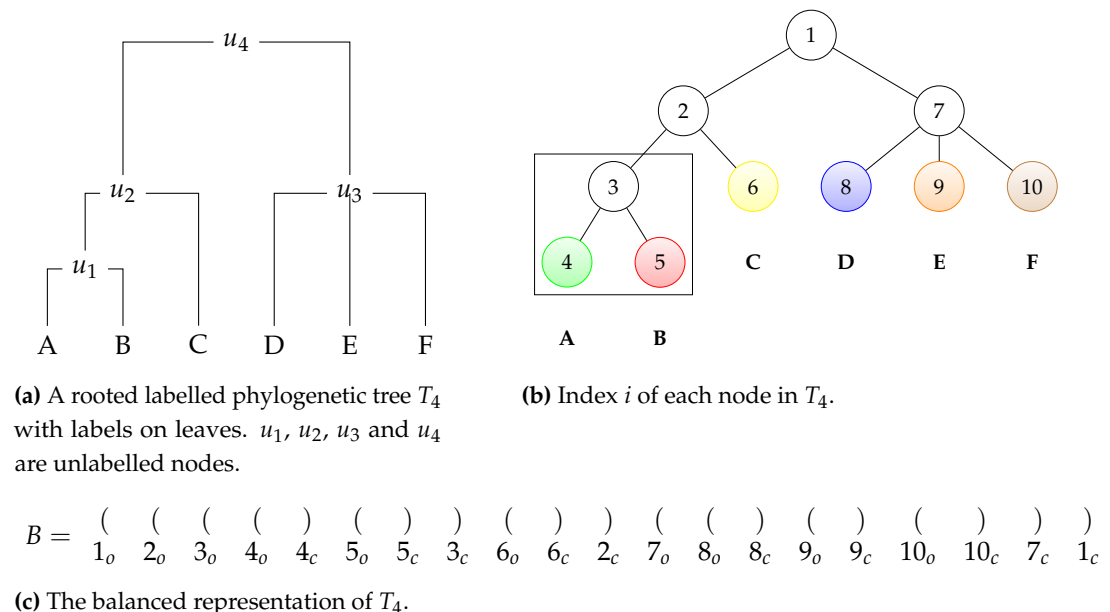


Figure 3. Tree T_4 and its balanced parentheses representation. Each pair of parentheses correspond to a unique node index identified as i in the tree.

The third rule is that for all nodes present in the tree, all their descendants appear after the opening parentheses and before the closing parentheses that represent them. For example, in Figure 3, the opening and closing parentheses that represent the third node are in positions 3 and 8, respectively. Then, we can conclude that the parentheses that

represents its descendants (nodes 4 and 5) are in positions 4, 5, 6, and 7, which are between 3 and 8. Throughout this document we will refer to an index of a node as i and to a position in a bit vector as p .

3.2. Operations

The balanced parentheses representation contains several operations that are fundamental to manipulate this structure effectively. The most important ones in the present context are the operations `Rank1`, `Rank10`, `Select1`, `Select0`, `FindOpen`, `FindClose`, and `Enclose`. Then, we added operations `PreOrderMap`, `IsLeaf`, `LCA`, `ClusterSize`, `PreOrderSelect`, `PostOrderSelect` and `NumLeaves`, that mostly use the fundamental operations just mentioned before. In Table 1 it is possible to see the list of operations as well as their meaning and their run time complexity; see the text by Navarro [12] for details on primitive operations. More details in the implementation of the added operations can be found in Appendix A.

Table 1. Operations to manipulate trees (see [12] for details).

Operation	Meaning	Complexity
$\text{Rank1}(bv, p)$	Given a bit vector bv and a position p , returns the number of occurrences of '1' until p .	$O(1)$
$\text{Rank10}(bv, p)$	Given a bit vector bv and a position p , returns the number of occurrences of the sequence '10' until p .	$O(1)$
$\text{Select1}(bv, i)$	Given a bit vector bv and an occurrence i , returns the position where the i th one is present.	$O(1)$
$\text{Select0}(bv, i)$	Given a bit vector bv and an occurrence i , returns the position where the i th zero is present.	$O(1)$
$\text{FindOpen}(bv, p)$	Given a bit vector bv and a position p , returns the position where the corresponding opening parentheses is located.	$O(\log(n))$
$\text{FindClose}(bv, p)$	Given a bit vector bv and a position p , returns the position where the corresponding closing parentheses is located.	$O(\log(n))$
$\text{Enclose}(bv, p)$	Given a bit vector bv and a position p , returns the position p where the smaller segment strictly containing p is located.	$O(\log(n))$
$\text{Rmq}(bv, l, r)$	Given a bit vector bv and two positions l and r , returns the position p where the node with minimal excess in the range $[l..r]$ is located.	$O(\log(n))$
$\text{PreOrderMap}(bv, p)$	Given a bit vector bv and a position p , returns the index of the node in pre-order located in p .	$O(1)$
$\text{PreOrderSelect}(bv, i)$	Given a bit vector bv and the index i of the node in pre-order traversal, returns the position in the bit vector bv where the node is located.	$O(1)$
$\text{PostOrderSelect}(bv, i)$	Given a bit vector bv and the index i of the node in post-order traversal, returns the position in the bit vector bv where the node is located.	$O(\log(n))$
$\text{FirstChild}(bv, p)$	Given a bit vector bv and a position p , returns the position where the first child of p is located.	$O(1)$
$\text{IsLeaf}(bv, p)$	Given a bit vector bv and a position p , returns True if p is a leaf and False otherwise.	$O(1)$
$\text{LCA}(bv, l, r)$	Given a bit vector bv and two positions l and r , returns the position where the lowest common ancestor between l and r is located.	$O(\log(n))$
$\text{ClusterSize}(bv, p)$	Given a bit vector bv and a position p , returns the size of the cluster where p is the root.	$O(\log(n))$
$\text{NumLeaves}(bv, p)$	Given a bit vector bv and a position p , returns the number of leaves that are below p .	$O(\log(n))$

parentheses representation of T_4 , A and B occurs in positions 4 and 5, respectively. Then, using the map, we can conclude that in balanced parentheses representation of T_5 , A and B occurs in positions 9 and 7, respectively. Then by computing the LCA in T_5 between those nodes, it is obtained the index 6, which represents the cluster highlighted in T_5 . Given that, this cluster contains three leafs and the original one just two, and thus it can be concluded that cluster A, B is not present in T_5 .

To efficiently compute this distance, the trees are traversed in a post-order traversal. This is done to guarantee that all nodes are accessed before their ancestors. This way it is possible to minimize the number of times that the LCA operation is called. For example, considering T_4 as the tree represented in Figure 3. As mentioned before, when computing the LCA between the nodes A and B , which value is 6, we can conclude that the cluster is not present on tree T_5 . When computed, each LCA value is saved on a stack associated to the node with index 3 of T_4 .

Continuing the post-order, we know obtain for taxa C that its position in T_4 is 6 and, consulting the map, its position in T_5 is 10. Then, to check if the cluster A, B, C is also present in T_5 we use the LCA stored in node with index 3 of T_4 , i.e., 6 and position 10 to compute the new LCA value. The new LCA value is also position 6 and is saved on a stack associated to the node with index 2 of T_4 . Since in this case the cluster obtained in T_5 has the same number of leaves as the cluster A, B, C in T_4 we can conclude, by construction that is the same cluster. This process continues until it reaches the tree root. Notice that when there are only labels on the leaves, the internal nodes are not included in clusters.

In our approach we do not count the singleton clusters, since their occur in both trees. Moreover, the internal nodes of each tree give us the number of non singleton clusters present on that tree. Then, knowing the number of clusters from both trees and the number of clusters that are present in both trees, we can conclude how many clusters are not common to both trees, therefore knowing the Robinson-Foulds distance. In Section 4, we present more details on the implementation of RF algorithm.

3.4. The extended/weighted Robinson-Foulds

Our algorithm can also compute the Robinson-Foulds distance for trees with taxa in internal nodes and/or with weights on edges (eRF, wRF, weRF). For internal labelled nodes, the approach is very similar to the previous one. The only difference is that it is also necessary to compute the LCA for the taxa inside the internal nodes. Then, to compare if the clusters are the same, instead of comparing the number of leaves, we compare if the size of the clusters are the same. More details on these differences can be found in Appendix B.

Computing the weighted Robinson-Foulds distance can be done by storing the total sum of the weights of both trees. Then, we verify if each cluster is present in the second tree; if that is the case we subtract the weights of the cluster in both trees and add the absolute difference between the two of them. This approach can be seen as first considering that all clusters are present in only one tree and then correcting for the clusters that are found in both trees. More details on these differences can be found in Appendix B.

3.5. Information about the clusters

When applying the algorithms described above, it is also possible to store the clusters that are detected in both trees. This can be done through adding to a vector the indexes of the cluster in the first and second tree when concluding that they are the same. Doing this allows us to check if the distance returned by the algorithm is correct and if the differences between the trees is well represented by the distance computed.

4. Implementation

Our algorithms are implemented in C++ and are available at <https://github.com/pedroparedesbranco/TreeDiff>. All algorithms are divided in two phases, namely the parsing phase and the distance computation. The first phase of all implemented algorithms receives two trees in newick format. Then the goal is to parse this format, create the two

bit vectors that represent both trees and the mapping (CodeMap) to correlate the indexes of both trees. The second phase of each algorithm receives as input the two bit vectors and the mapping, and computes the corresponding distance. To represent the bit vectors we used the Succinct Data Structure Library (SDSL) [20] which contains three implementations to compute the fundamental operations mentioned in Section 3.2. We chose the `bp_support_sada.hpp` [19] since it was the one that obtained the best results in terms of time and space requirements. The mapping that correlates the taxa between both trees relies on integer keys of 32 bits in our implementation.

4.1. Parsing phase

In the first phase, when parsing the newick format, the construction of the bit vectors is straightforward since the newick format already has the parentheses in order to represent a balanced parentheses bit vector. The only detail that we need to take into account is that when we encounter a leaf, we need to add two parentheses, the first one open and the second one closed (see Algorithm 1). The mapping (CodeMap) exemplified in Equation 1 is also built in the first phase. For this process, we need to have a temporary hash table that associates the labels found in the newick representation to the indexes of the first tree (HashTable). When a labelled node is found while traversing the first tree, it is added to the HashTable associating the label and the index where it is located in the tree. Then, when a labelled node is found in the second tree, the algorithm looks for that label in the HashTable to find the index i where it is located in the first tree. Then it stores in the position $i - 1$ of the CodeMap the index where that label is located in the second tree.

To compute the wRF distance it is also necessary to create two float vectors to save the weights that correspond to a given cluster c for each tree, i.e. the $w_T(c)$ in Definition 3. These weights are stored in the position that corresponds to the index where they are located in each tree. This process can be seen in Algorithm 1. The first phase takes linear time with respect to the number of nodes if we have a weighed or fully labelled tree, otherwise it takes linear time with respect to labelled nodes.

4.2. Distance calculation

The second phase is the computation of the Robinson-Foulds distance or one of its variants. We extended the functionality of SDSL to support more operations, as previously mentioned. More details are available in [Appendix A](#).

For the RF distance and its variants, it was implemented two different approaches that guarantees that the algorithm traverses the tree in a post-order traversal. The first one, which we designate by `rf_postorder`, takes advantage of the `PostOrderSelect` operation while the second one, which we designate by `rf_nextsibling`, takes advantage of the `NextSibling` and `FirstChild` operations.

4.2.1. Robinson-Foulds using `PostOrderSelect`

To make sure that the tree is traversed in a post-order traversal, this implementation simply does a loop from 1 to n and calls the function `PreOrderSelect` for all the values. This implementation also uses a very similar strategy than the one used in Day algorithm [8] to keep the LCA results computed earlier. This strategy consists in using a stack that keeps track, for each node, of the index of the corresponding cluster from the second tree and the size of the cluster from the first tree. Then, whenever it is found a leaf, it is added the corresponding index as well as the size of the leaf which is one. When the node found is not a leaf, it goes through the stack and finds the last nodes that where added until the sum of their sizes is equal to the size of the cluster. For these nodes it is computed the LCA between each pair of them while removing them from the stack. When this process is done it is possible to verify if that cluster is present in the other tree and then add the information of that cluster to the stack so that the computations of the LCA that where made are not done again. An implementation of this process can be seen in [Algorithm 2](#).

Algorithm 2 rf_postorder implementation

```

1: Input:  $bv_1, bv_2, CodeMap$ 
2:  $\triangleright$  Let  $numInternalNodes1$  and  $numInternalNodes2$  be the number of internal nodes of
   both trees.
3: Output: Robinson-Foulds distance
4:
5:  $equalClusters \leftarrow 0$ 
6: for  $i \leftarrow 1$  to  $N$  do
7:    $p \leftarrow \text{PostOrderSelect}(bv_1, i)$ 
8:   if  $\text{IsLeaf}(bv_1, p)$  then
9:      $lca \leftarrow \text{PreOrderSelect}(CodeMap[\text{PreOrderMap}(bv_1, p) - 1] + 1)$ 
10:     $size \leftarrow 1$ 
11:     $\text{push}(s, \langle lca, size \rangle)$   $\triangleright$  Let  $s$  be a stack.
12:   else
13:      $cs \leftarrow \text{ClusterSize}(bv_1, p) - 1$ 
14:     while  $cs \neq 0$  do
15:        $\langle lca, size \rangle \leftarrow \text{pop}(s)$ 
16:       if  $lca \neq null$  then
17:          $\langle lca, size \rangle \leftarrow \text{pop}(s)$ 
18:          $lca \leftarrow \text{lca}(bv_2, lca, lca)$ 
19:       end if
20:        $cs = cs - size$ 
21:     end while
22:     if  $\text{NumLeaves}(bv_1, p) = \text{NumLeaves}(bv_2, lca)$  then
23:        $equalClusters \leftarrow equalClusters + 1$ 
24:     end if
25:      $\text{push}(s, \langle lca, \text{ClusterSize}(bv_1, p) + 1 \rangle)$ 
26:      $lca \leftarrow null$ 
27:   end if
28: end for
29:  $distance \leftarrow (numInternalNodes1 + numInternalNodes2 - equalClusters * 2) / 2$ 
30: return distance

```

Despite the strategy of using a stack is similar to Day algorithm, our approach just stores in the stack 2 integers for each node, while in Day algorithm it is necessary to store 4 integers for each node, namely: the value of the left leaf; the value of the right leaf; the number of leaves below; and the size of the cluster. Moreover, with our approach there is no need to create the clusters table as Day need since we use the LCA to verify the clusters.

Given that the algorithm goes through each node in the first tree and needs to compute the LCA, the PostOrderIndex and the number of leaves NumLeaves from each cluster, the theoretical complexity of the algorithm is $O(n \log(n))$, with n the number of nodes in each tree.

4.2.2. Robinson-Foulds using NextSibling and FirstChild

This implementation takes a slightly different approach. It uses a recursive function that is called for the first time for the root node. Then it verifies if the given node is not a leaf and, if that is the case, it calls the function to the first child node. Then for all the calls it goes through all the siblings of the given node and computes the LCA between all of them. Whenever the node in question is not a leaf, the algorithm uses the LCA value computed and the operation NumLeaves to verify if the cluster is common to both trees. The function returns the index of the LCA obtained so that in this implementation there is no need to keep an explicit stack to reuse the LCA values computed throughout the algorithm. An implementation of this process can be seen in Algorithm 3.

Algorithm 3 rf_nextsibling implementation

```

1: Input:  $bv_1, bv_2, CodeMap$ 
2: ▷ To guarantee a post-order transversal, the initial call to this function initiates current
   to tree root index
3: ▷ Let  $numInternalNodes1$  and  $numInternalNodes2$  be the number of internal nodes of
   both trees.
4: Output: Robinson-Foulds distance
5:
6:  $equalClusters \leftarrow 0$ 
7:  $RF\_NEXTSIBLING\_AUX(0)$ 
8:  $distance \leftarrow (numInternalNodes1 + numInternalNodes2 - equalClusters * 2) / 2$ 
9: return distance
10:
11: procedure  $RF\_NEXTSIBLING\_AUX(current)$ : int
12:   if  $IsLeaf(v1, current)$  then
13:      $lcas \leftarrow PreOrderSelect(CodeMap[PreOrderMap(v1, current) - 1] + 1)$ 
14:   else
15:      $lcas \leftarrow rf\_nextsibling(FirstChild(v1, current))$ 
16:     if  $NumLeaves(v1, current) = NumLeaves(v2, lcas)$  then
17:        $equalClusters \leftarrow equalClusters + 1$ 
18:     end if
19:   end if
20:   while  $NextSibling(v1, current)$  do
21:      $current \leftarrow NextSibling(v1, current)$ 
22:     if  $IsLeaf(v1, current)$  then
23:       else
24:          $lcas\_aux \leftarrow rf\_nextsibling(FirstChild(v1, current))$ 
25:          $lcas \leftarrow lca(v2, lcas, lcas\_aux)$ 
26:         if  $NumLeaves(v1, current) = NumLeaves(v2, lcas)$  then
27:            $equalClusters \leftarrow equalClusters + 1$ 
28:         end if
29:       end if
30:     end while
31:   return  $lcas$ 
32: end procedure

```

4.2.3. Weighted/extended Robinson-Foulds

We have also implemented eRF, wRF and weRF distances using `PostOrderSelect`, and using `NextSibling` and `FirstChild`. There are just a few differences with respect to Algorithms 2 and 3. For instance, when phylogenetic trees are fully labelled, it is also necessary to take into account the labels of internal nodes for the LCA computation. In the weighted variations, it is also necessary to have two vectors of size n , where n is the number of nodes of each tree, and the variable `weightsSum`, which is updated during the tree transversal. More details can be found in Appendix A, with the implementation of eRF and wRF using `PostOrderSelect`.

4.3. Time and memory analysis

We also implemented the Day algorithm so that we could compare it with our implementation in terms of running time and memory usage. This algorithm was also implemented in C++ and stores two vectors of integers with size n for each tree and two vectors of integers with size $n/2$ (the number of leaves). The complexity of the algorithm is $O(n)$ with respect to both time and space.

The complexity of both parsing phases, namely the Day approach and our approach, are $O(n)$ since they loop through all the nodes. The complexity of the Day algorithm with respect to the RF computation phase, it is also $O(n)$. With respect to the second phase of our

approach, we will depict the complexity analysis with respect to the number of times the LCA, NumLeaves, ClusterSize, PostOrderSelect and NextSibling are called and which depends on n .

For the RF computed with the `rf_postorder` implementation, the `PostOrderSelect` operation is called for each node n times. The number of times the LCA is called is equivalent to the number of leafs minus the number of first leafs which in the worst case is $n - 2$. This case would be a tree that only contains the root as an internal node. With respect to the `NumLeaves` operation, it is called two times for each internal node, with the worst case being $2 \times (n - 1)$. This case is when a tree only has one leaf. The `ClusterSize` operation is called one time for each internal node which would result in $n - 1$ in the worst case as before. In total, the complexity would be $(n + (n - 2) + (2 \times (n - 1)) + (n - 1)) \times O(\log(n)) = (5n - 5) \times O(\log(n))$. However, the worst case for the LCA operations is the best case for the `NumLeaves` and `ClusterSize` and vice-versa. This means that in the worst case, the LCA operation would be applied 0 times and the complexity would be $(4n - 3) \times O(\log(n))$.

For the RF computed with the `rf_nextsibling` implementation, the number of calls for the LCA and `NumLeaves` are the same as before. The number of `NextSibling` operation calls is the same as the LCA operation. This means that the complexity for this case is $((n - 2) + (n - 2) + (2 \times (n - 1))) \times O(\log(n)) = (4n - 5) \times O(\log(n))$, however for the same reason as before it can be reduced to $(2n - 2) \times O(\log(n))$.

For the wRF distance computed by both the `rf_postorder` and `rf_nextsibling` implementations, the number of times these operations are called is the same as the original RF. For the eRF and weRF computed by both implementations the only difference is that the LCA operation is called also for all internal nodes. This means that the number of times the LCA operation is applied is equivalent to the total number of nodes minus the number of first leafs. This would change the complexity in both of the implementations. In `rf_postorder` it would change to $(5n - 4) \times O(\log(n))$ since the number of LCA calls passed from 0 to $n - 1$ in the worst case. In `rf_nextsibling` it would change to $(3n - 3) \times O(\log(n))$. All implementations referred above have then a running time complexity of $O(n \log(n))$.

In terms of memory usage, the RF computed by both the `rf_nextsibling` and `rf_postorder` implementations only uses two bit vectors of size $2n$ and a vector of 32bit integers with size n so the total of bits used is $36n$ bits, however the last one needs an additional stack to save the LCA values. And the efficient implementation of primitive operations over the bit vectors require extra $o(n)$ bits. The Day algorithm (`rf_day` implementation) needs four vectors of 32bit integers with size n as well as two vectors of 32bit integers with the size equal to the number of leafs which is equal to $n - 1$ in the worst case. This results in $32 \times 4n + 32 \times 2(n - 1) = 192n - 64$ bits.

5. Experimental evaluation and discussion

In this section it is discussed the performance of the `rf_postorder` and `rf_nextsibling` implementations in comparison to their baselines and extensions. To evaluate the implementations we used the ETE Python library to create a random generator of trees in newick format. To evaluate the RF distance, it was generated 10 trees (5 pairs) starting with 10,000 leaves and going up to trees with 100,000 leaves, with a step of 10,000. It was generated not only five pairs of trees with information only on the leaves for all the sizes tested, but also for fully labelled trees. To analyse the memory usage it was used the `valgrind` massif tool [21].

First it was analysed the memory used throughout the `rf_postorder` algorithm execution for a tree that with 100,000 leaves. Figure 5 shows that for the first phase, the memory consumption is higher since a hash table has to be used to create the map that correlates labels and tree indexes. In the transition to the second phase, since the hash table is no longer needed and, as such, the memory it required is freed, the memory consumption falls abruptly. In the second phase of the algorithm, the memory consumption is lower since this phase only uses the information stored in the two bit vectors and related data structures, and in the mapping that correlates the two trees. Note that by serializing and

storing the trees and related permutations as their bit vector representations, we can avoid the memory required for parsing the newick format.

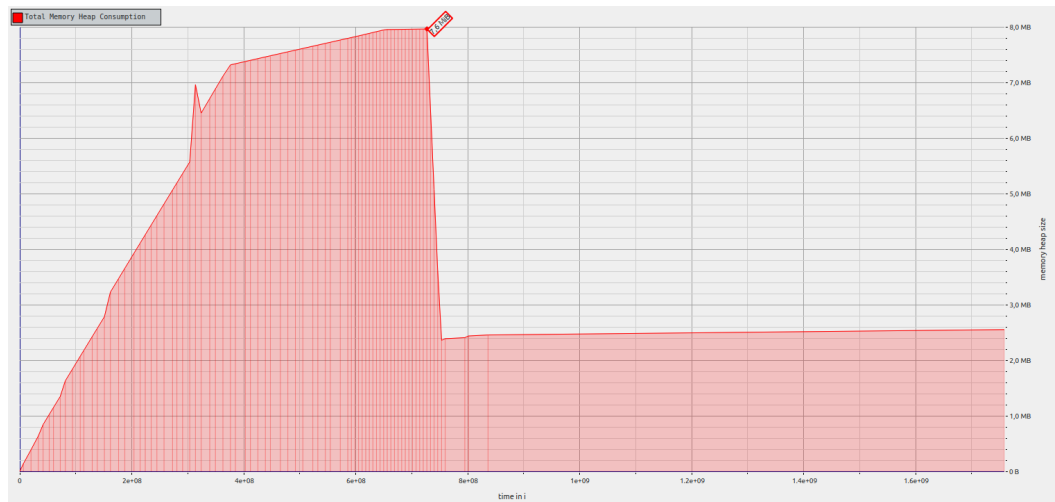


Figure 5. Heap allocation profile for two trees with 100000 leaves in rf_postorder implementation.

Secondly, it was compared the memory usage for the second phase of the rf_postorder and rf_day implementations. Figure 6 shows the comparison between both algorithms in terms of their memory peak usage. The rf_postorder exhibits a significant lower memory peak compared to the rf_day algorithm. Note that the difference is smaller than expected in our theoretical analysis since in our implementations we are keeping track of common clusters, as described in Section 3.5, and extra space is required for supporting fast primitive operations over the bit vectors. If we omit that cluster tracking mechanism, we can reduce further the memory usage of our implementations.

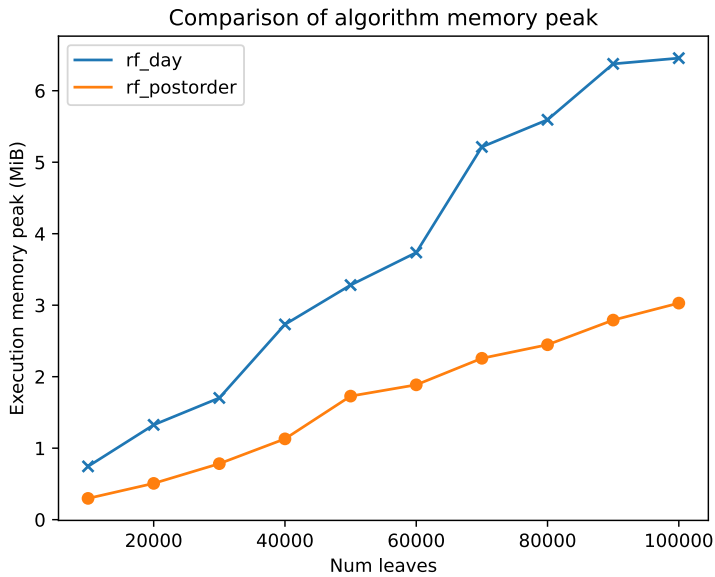
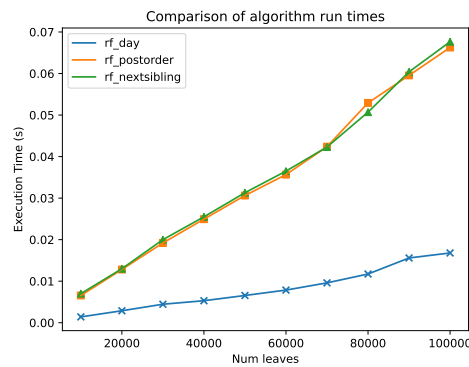


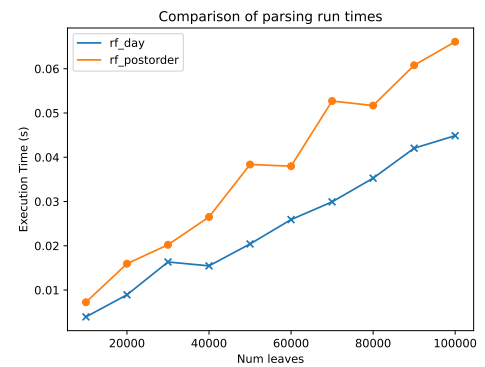
Figure 6. Memory usage peak comparison.

Then, it was compared the running time between the two algorithms for the parse and algorithm phases: Figure 7. For the parse phase, we only compare the rf_postorder with the rf_day since the rf_nextsibling has the exact same parsing phase as rf_postorder. It can be observed in Figure 7b that the differences between the running time of the two

implementations are not significant, indicating similar performances between the two algorithms. In the second phase, the comparison was made between all three implementations. In Figure 7a, it can be observed that both the `rf_postorder` and `rf_nextsibling` implementations presented almost the same results. Even though the theoretical complexity of those implementations is $O(n \log(n))$, in practise it seems to be almost linear. This finding suggests that the operations used to traverse the tree tend to be almost $O(1)$ in practise even though they have a theoretical complexity of $O(\log(n))$. The difference in the running time between these implementation and the `rf_day` one can be explained by the number of operations that are computed for each node as explained in previously, and because we are using succinct tree representations.



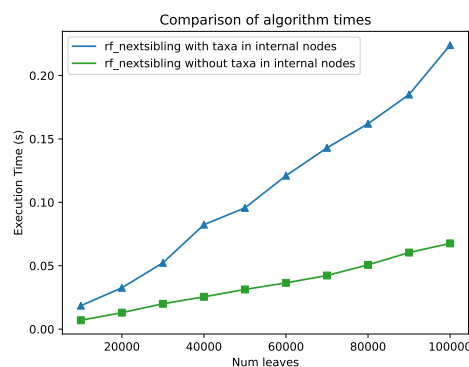
(a) Algorithm phase.



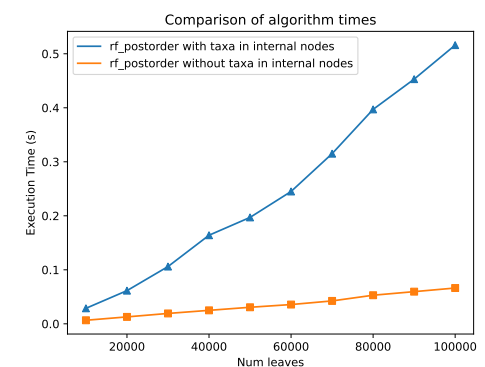
(b) Parsing phase.

Figure 7. Run time for trees with different sizes.

Next, it was compared the running time for the RF and eRF distances. Note that the Day algorithm does not support fully labelled trees. In both of the `rf_postorder` and `rf_nextsibling` implementations, the eRF distance seems to be also linear in practise. However, for the `rf_nextsibling` implementation, the running time difference seems to be much insignificant than the difference observed for the `rf_postorder` implementation. This results are consistent with the theoretical analysis since in the `rf_nextsibling` implementation the number of times each operation is applied in the worst case is $(3n - 3)$ and in the `rf_postorder` is $(5n - 4)$. This concludes that the `rf_nextsibling` implementation gives better results for most trees when it is used to compute the distance for fully labelled trees.



(a) Using NextSibling and FirstChild.



(b) Using PostOrderSelect.

Figure 8. Run time comparison for leaf labelled trees and fully labelled trees.

As expected, our implementation is slower than the Day algorithm implementation, because we have the overhead of using a succinct representation for trees. But it is noteworthy that our implementation offers a significant advantage in terms of memory usage,

namely when trees are succinctly serialized and stored. This trade-off between memory usage and running time is common in this setting, with succinct data structures being of practical interest when dealing with large data.

6. Conclusions

We provided implementations of the Robinson-Foulds distance over trees represented succinctly, as well as its extension to fully labelled and weighted trees. These kind of implementations are becoming useful as pathogen databases increase in size to hundreds of thousands of strains, as is the case of Enterobase [11]. Phylogenetic studies of these datasets imply then the comparison of very large phylogenetic trees.

Our implementations run theoretically in $O(n \log n)$ time and require $O(n)$ space. Our experimental results show that in practise our implementations run in almost linear time, and that they require much less space than typical implementations. The use of succinct data structures introduce a slowdown in the running time, but that is an expected trade-off; we gain in our ability to process much larger trees using space efficiently.

Each tree with n nodes can be represented in $2n + o(n) + (1 + \varepsilon)n \log n$ bits, storing its balanced parentheses representation and its corresponding permutation through bit vectors. Our implementations rely on and extend SDSL [20], making use of provided bit vector representations and primitive operations. In our implementations we did not explore however the compact representation of the permutation associated to each tree. Hence, the space used by our implementations can be further improved, in particular if we rely on that compact representation to store phylogenetic trees on secondary storage. We leave this as future work noting that techniques to represent compressible permutations may be exploited in this setting, leading to a more compact representation [12]; phylogenetic trees tend to be locally conserved and, hence, that favors the occurrence of smaller and larger runs in tree permutations.

Author Contributions: Conceptualization, APF and CV; methodology, APF and CV; software, APB; validation, APB and CV; formal analysis, APB and APF; writing—original draft preparation, CV and APB; writing—review and editing, APF and CV

Funding: The work reported in this article received funding from Fundação para a Ciência e a Tecnologia (FCT) with references UIDB/50021/2020 (DOI:10.54499/UIDB/50021/2020), and from European Union’s Horizon 2020 research and innovation programme under Grant Agreement No. 951970 (OLISSIPO project). It was also supported through Instituto Politécnico de Lisboa with project IPL/IDI&CA2023/PhyloLearn_ISEL.

Appendix A

The succinct data structures library already provided implementation for most of the used operations on `bp.support.sada.hpp` file. We extended this library to support other operations needed to compute the distances, namely `PreOrderMap`, `PreOrderSelect`, `PostOrderSelect`, `IsLeaf`, `LCA`, `ClusterSize` and `NumLeaves` and their implementation can be seen below. Moreover, it was added two operations that were already in the SDSL library but not present in the `bp.support.sada.hpp` file. These operations were the `rank10` operation to enable us to count the number of leaves, and the `select0` operation to enable us to go through a tree in a post-order traversal.

```

procedure PREORDERMAP( $bv, p$ ): int
    return rank1( $bv, p$ )
end procedure

procedure PREORDERSELECT( $bv, i$ ): int
    return select1( $bv, i$ )
end procedure

procedure POSTORDERSELECT( $bv, i$ ): int
    return findOpen(Select0( $bv, i$ ))
end procedure

```

```

procedure ISLEAF( $bv, i$ ): int
    return  $bv[i + 1] == 0$ 
end procedure
procedure LCA( $bv, l, r$ ): int
    if  $l > r$ :
         $l \leftrightarrow r$ 
    return  $enclose(bv, rmq(bv, l, r) + 1)$ 
end procedure
procedure CLUSTER SIZE( $bv, p$ ): int
    return  $(findClose(bv, p) - v + 1) / 2$ 
end procedure
procedure NUMLEAVES( $bv, p$ ): int
    return  $rank10(bv, findClose(bv, p)) - rank10(bv, p) + 1$ 
end procedure

```

Appendix B

The algorithms presented in this appendix depict the RF variations, namely the extended Robinson-Foulds distance (eRF) and the weighted Robinson-Foulds distance (wRF).

Algorithm A1 Extended Robinson-Foulds (eRF)

```

1: Input:  $bv_1, bv_2, CodeMap$ 
2: Output: Robinson-Foulds distance for fully labelled trees
3:
4:  $equalClusters \leftarrow 0$ 
5: for  $i \leftarrow 1$  to  $N$  do
6:      $p \leftarrow PostOrderSelect(v1, i)$ 
7:      $lca \leftarrow PreOrderSelect(CodeMap[PreOrderMap(v1, p) - 1] + 1)$ 
8:      $size \leftarrow 1$ 
9:      $push(< lca, size >, s)$ 
10:    if  $!IsLeaf(p)$  then
11:         $cs \leftarrow ClusterSize(v1, p)$ 
12:        while  $cs \neq 0$  do
13:            if  $lcas = null$  then
14:                 $< lcas, size > \leftarrow pop(s)$ 
15:            else
16:                 $< lca, size > \leftarrow pop(s)$ 
17:                 $lcas \leftarrow LCA(v2, lcas, lca)$ 
18:            end if
19:             $cs = cs - size$ 
20:        end while
21:        if  $ClusterSize(v1, p) = ClusterSize(v2, lcas)$  then
22:             $equalClusters \leftarrow equalClusters + 1$ 
23:        end if
24:         $push(< lcas, ClusterSize(v1, p) >, s)$ 
25:         $lcas \leftarrow null$ 
26:    end if
27: end for
28:  $distance \leftarrow (numInternalNodesv1 + numInternalNodesv2 - equalClusters * 2) / 2$ 
29: return distance

```

Algorithm A2 weighted Robinson-Foulds (wRF)

```

1: Input:  $bv_1, bv_2, CodeMap, w_1, w_2, weightsSum$ 
2: Output: weighted Robinson-Foulds distance
3:
4:  $equalClusters \leftarrow 0$ 
5: for  $i \leftarrow 1$  to  $N$  do
6:    $p \leftarrow PostOrderSelect(v_1, i)$ 
7:   if  $IsLeaf(p)$  then
8:      $lca \leftarrow PreOrderSelect(CodeMap[PreOrderMap(v_1, p) - 1] + 1)$ 
9:      $size \leftarrow 1$ 
10:     $weight1 \leftarrow w_1[PreOrderMap(v_1, p) - 1]$ 
11:     $weight2 \leftarrow w_2[PreOrderMap(v_2, lca) - 1]$ 
12:     $weightsSum = weightsSum - (weight1 + weight2 - abs(weight1 - weight2))$ 
13:     $push(< lca, size >, s)$ 
14:   else
15:      $cs \leftarrow ClusterSize(v_1, p) - 1$ 
16:     while  $cs \neq 0$  do
17:        $< lca, size > \leftarrow pop(s)$ 
18:        $lcas \leftarrow LCA(v_2, lca,)$ 
19:       if  $lcas = null$  then
20:          $< lcas, size > \leftarrow pop(s)$ 
21:       else
22:          $< lca, size > \leftarrow pop(s)$ 
23:          $lcas \leftarrow LCA(v_2, lcas, lca)$ 
24:       end if
25:        $cs = cs - size$ 
26:     end while
27:     if  $NumLeaves(v_1, p) = NumLeaves(v_2, lcas)$  then
28:        $weight1 \leftarrow w_1[PreOrderMap(v_1, p) - 1]$ 
29:        $weight2 \leftarrow w_2[PreOrderMap(v_2, lcas) - 1]$ 
30:        $weightsSum = weightsSum - (weight1 + weight2 - abs(weight1 - weight2))$ 
31:     end if
32:      $push(< lcas, ClusterSize(v_1, p) >, s)$ 
33:      $lcas \leftarrow null$ 
34:   end if
35: end for
36: return  $weightsSum$ 

```

References

1. Felsenstein, J.; Felsenstein, J. *Inferring phylogenies*; Vol. 2, Sinauer associates Sunderland, MA, 2004.
2. Kuhner, M.K.; Yamato, J. Practical performance of tree comparison metrics. *Systematic Biology* **2015**, *64*, 205–214.
3. Li, M.; Zhang, L. Twist-rotation transformations of binary trees and arithmetic expressions. *Journal of Algorithms* **1999**, *32*, 155–166.
4. Allen, B.L.; Steel, M. Subtree transfer operations and their induced metrics on evolutionary trees. *Annals of combinatorics* **2001**, *5*, 1–15.
5. Bordewich, M.; Semple, C. On the computational complexity of the rooted subtree prune and regraft distance. *Annals of combinatorics* **2005**, *8*, 409–423.
6. Robinson, D.F.; Foulds, L.R. Comparison of phylogenetic trees. *Mathematical Biosciences* **1981**, *53*, 131–147.
7. Robinson, D.F.; Foulds, L.R. Comparison of weighted labelled trees. In *Proceedings of the Combinatorial Mathematics VI: Proceedings of the Sixth Australian Conference on Combinatorial Mathematics*, Armidale, Australia, August 1978. Springer, 2006, pp. 119–126.
8. Day, W.H. Optimal algorithms for comparing trees with labeled leaves. *Journal of classification* **1985**, *2*, 7–28.
9. Pattengale, N.D.; Gottlieb, E.J.; Moret, B.M. Efficiently computing the Robinson-Foulds metric. *Journal of computational biology* **2007**, *14*, 724–735.
10. Briand, S.; Dessimoz, C.; El-Mabrouk, N.; Nevers, Y. A Linear Time Solution to the Labeled Robinson-Foulds Distance Problem. *Systematic Biology* **2022**, *71*, 1391–1403.

11. Zhou, Z.; Alikhan, N.F.; Mohamed, K.; Fan, Y.; Achtman, M.; Brown, D.; Chattaway, M.; Dallman, T.; Delahay, R.; Kornschober, C.; et al. The Enterobase user's guide, with case studies on Salmonella transmissions, Yersinia pestis phylogeny, and Escherichia core genomic diversity. *Genome Research* **2020**, *30*, 138–152.
12. Navarro, G. *Compact data structures: A practical approach*; Cambridge University Press, 2016.
13. Vaz, C.; Nascimento, M.; Carriço, J.A.; Rocher, T.; Francisco, A.P. Distance-based phylogenetic inference from typing data: a unifying view. *Briefings in Bioinformatics* **2021**, *22*, bbaa147.
14. Huson, D.H.; Rupp, R.; Scornavacca, C. *Phylogenetic networks: concepts, algorithms and applications*; Cambridge University Press, 2010.
15. Górecki, P.; Eulenstein, O. A Robinson-Foulds measure to compare unrooted trees with rooted trees. In Proceedings of the International Symposium on Bioinformatics Research and Applications. Springer, 2012, pp. 115–126.
16. Robinson, D.F.; Foulds, L.R. Comparison of weighted labelled trees. In *Combinatorial mathematics VI*; Springer, 1979; pp. 119–126.
17. Francisco, A.P.; Bugalho, M.; Ramirez, M.; Carriço, J.A. Global optimal eBURST analysis of multilocus typing data using a graphic matroid approach. *BMC bioinformatics* **2009**, *10*, 1–15.
18. Zhou, Z.; Alikhan, N.F.; Sergeant, M.J.; Luhmann, N.; Vaz, C.; Francisco, A.P.; Carriço, J.A.; Achtman, M. GrapeTree: visualization of core genomic relationships among 100,000 bacterial pathogens. *Genome research* **2018**, *28*, 1395–1404.
19. Navarro, G.; Sadakane, K. Fully Functional Static and Dynamic Succinct Trees. *ACM Trans. Algorithms* **2014**, *10*. <https://doi.org/10.1145/2601073>.
20. Gog, S.; Beller, T.; Moffat, A.; Petri, M. From Theory to Practice: Plug and Play with Succinct Data Structures. In Proceedings of the 13th International Symposium on Experimental Algorithms, (SEA 2014), 2014, pp. 326–337.
21. Nethercote, N.; Seward, J. Valgrind: A program supervision framework. *Electronic notes in theoretical computer science* **2003**, *89*, 44–66.