

The 1/4-BPS building blocks of brane interactions

BEN ECKARDT ^{a,b}, YIXUAN LI ^a

^a *Max-Planck-Institut für Physik (Werner-Heisenberg-Institut),
Boltzmannstraße 8, 85748 Garching, Germany*

^b *Ludwig-Maximilians-Universität München, Fakultät für Physik,
Theresienstr. 37, 80333 München, Germany*

eckardt, yixuan @ mpp.mpg.de

Abstract

We study, from the perspective of supersymmetry and space-time Killing spinors, the local brane densities involved in 1/4-BPS intersecting brane systems. In particular, we classify the possible local brane structures that have maximal (16) supersymmetries in 1/4-BPS intersecting brane backgrounds. Applied to BPS black holes, this classification reveals the allowed local microstructure for pure microstates. We further use these structures with local 16 supersymmetries as building blocks to generalise to 1/8-BPS systems. Moreover, we give examples of 1/8-BPS black holes for which the local supersymmetries are compatible with the combination of different entropy-generating effects from brane interaction. Finally, applying our classification to BPS domain walls, we illustrate how our formalism may possibly describe the local picture of the Hanany-Witten effect.

Contents

1	Introduction	3
2	Quarter-BPS building blocks: classification	5
2.1	Duality map for 1/4-BPS systems	5
2.2	A general ansatz for local supersymmetry enhancement	9
2.3	Application to the duality map	12
2.4	Discussion of the local supersymmetry enhancements	14
2.5	Main branes and glues in the context of black-hole physics	18
2.6	A Remark on Exotic Branes	19
3	Applications for three-charge systems	21
3.1	Generalities of the three-charge systems projector	21
3.2	Minimal requirements on a 3-charge LSE	24
3.3	A Symmetry between main branes and glues	26
4	Three-charge systems: examples	27
4.1	D1-D5-P with internal dipoles	27
4.2	NS5-D2-D6: combining two ways to generate entropy	29
4.3	D0-F1-D4 and supertubes ending on branes	32
4.4	D0-D8-F1 and the Hanany-Witten effect	35
5	Summary and Conclusion	36
A	The building blocks along the Duality Map	39
A.1	P - Dp and F1 - Dq configurations	39
A.2	Dp - Dq configurations	39
A.3	Dp - NS5 and Dq - KKM configurations	41
A.4	P/F1 - NS5/KKM configurations	43
A.5	NS5/KKM - NS5/KKM configurations	44
A.6	Dp - Dq non-standard configurations	45
A.7	NS5/KKM - NS5/KKM non-standard configurations	46
A.8	Dp - NS5 and Dq - KKM non-standard configurations	47
B	Projectors and involutions for branes	49

1 Introduction

In string theory, BPS black holes can be made out of branes and strings. Extend along the compact (*i.e.* internal) spatial directions, branes and strings of different species (intersecting branes or parallel branes) can admit collectively a supergravity description in the higher-dimensional theory. The usual technique is that of the ‘harmonic-function rule’ [1–3]. One delocalises the branes along the compact dimensions they do not wrap, and as a result, the brane and strings of different species of branes are associated with harmonic functions, $H_I(r)$, of the same power dependence in the radial direction, r , in the non-compact spatial dimensions. Thus, the harmonic-function rule engineers the metric and NS and RR fields in terms of the harmonic functions, H_I .

Reducing to the lower-dimensional theory, the supergravity solution can describe a black hole, whose entropy depends on the number of branes of different species. The black-hole entropy can be written in the schematic form, $S \sim 2\pi\sqrt{f(N_I)}$, where the form of function f depends on the number of supersymmetries that are broken. For example, the five-dimensional D1-D5-P black hole has three charges, which preserve together 4 of the 32 supercharges of the Type-IIB vacuum; the leading order of the entropy is of the form $S \sim 2\pi\sqrt{N_1 N_5 N_P}$.

More generally, starting from a Type-II string-theory vacuum, with 32 supersymmetries, each brane/string that constitutes the black hole breaks half of the supersymmetries. The black hole thus preserves $32/2^n$ real supercharges, and is said to be $1/2^n$ -BPS, with n being the number of supersymmetric-compatible branes/string species. Thus, if one adds a further species of brane/string, it looks like (at least parts of) the supersymmetries of the resulting solution will be inevitably further broken.

However, this statement is not entirely correct. It is actually possible to add branes/strings in the form of *dipoles* [4, 5] into a given supersymmetric configuration, without breaking further supersymmetries. An archetypal example is provided with the F1-D0 system, which consists of F1 strings wrapping a circle, S^1 , along which there is a constant D0-brane charge. Consider a D2 brane wrapping the circle S^1 and a closed, topologically trivial curve, parameterised by ψ , in the remaining eight-dimensional spatial dimensions. The shape of the curve can be stabilised by momentum along ψ , and besides, the D2 brane can carry locally F1- and D0-brane charges. If one chooses exactly the right amount of local F1-, D0, and momentum-charge densities along ψ , the configuration can break exactly the same supersymmetries as the simple F1 and D0 charges we started with [6]. Moreover, the D2 brane wraps a closed curve, so it does not introduce any global D2 charge: Along any Cartesian direction in \mathbb{R}^8 , the positive D2 charge on one side of the curve along ψ cancels with the negative D2 charge on the other side of the curve. The same happens with the momentum, $P(\psi)$, which stabilises the D2 curve. Therefore, the D2 and momentum charges are local and dipolar.

With the addition of such D2-P dipoles to the F1-D0 brane charges, the resulting system does not break further supersymmetries; in fact, it has the same supersymmetries

as the (nine-dimensional) F1-D0 black hole. In other words, a brane system is entitled to have complicated structure via the presence of dipoles. While the naïve brane system that has no structure backreacts into the black-hole solution in supergravity, it is natural to think that the brane system with supersymmetric-compatible dipolar excitations could describe black-hole microstates.

Thus, with this perspective, the black-hole solution, which represents a naïve brane system, is in fact an average out of the moduli space of its microstates – more general brane systems that are supplemented by dipolar excitations. Due to the presence of the dipoles, the number of supersymmetries is increased locally, but as one moves in space, the locally preserved supercharges rotate, and so the *global* supersymmetries are the same as that of the black hole. We will call this phenomenon “local supersymmetry enhancement” (LSE).

In fact, it is expected that one needs to enhance the local supersymmetries to 16 supercharges in order to have pure black-hole microstates [7]. The reason behind this number is that pure states should be locally dualised into fundamental objects of string theory, which, like a piece of the fundamental string, preserve locally 16 supercharges. Besides, less than 16 supercharges is not enough to be a pure state. An example of this has been shown for the NS5-F1-P system (S- and T-dual to the D1-D5-P system) – the five-dimensional black hole defined by the three-charge brane system preserves 4 supercharges. So, here, 4 supercharges is for the black hole, *i.e.* the maximally mixed state. In [7], it was shown that a configuration with supersymmetries enhanced up to 8 supercharges corresponds to a five-dimensional black hole with a horizon of vanishing area – therefore, the configuration corresponds to a partially mixed state.

This principle of enhancing the local supersymmetries of BPS brane systems is part and parcel of the Fuzzball hypothesis [8–12], according to which there exists a basis of the black-hole microstates’ Hilbert space with only horizonless microstates. In particular, enhancing the local supersymmetries in order to find the brane-density composition of the microstructure of pure states is at the heart of the Microstate Geometries programme [13], which endeavours to construct horizonless black-hole microstates in the regime of supergravity (*e.g.* [14, 15]).

Recently, there has been substantial advances in this regard. Indeed, the canonical examples in string theory where one could count and describe the black-hole microstates are done in the regime of very weak gravitational coupling (*i.e.* one needs the ’t Hooft coupling to be small $g_s N \ll 1$) [16–19]. But when one tunes the string coupling to larger values by keeping the number of branes fixed, the branes start interacting. And the very interest of the local supersymmetry enhancement (LSE) technology is that it takes into account of the effect of the interaction between the branes. If one considers a microstate as a brane system at zero coupling – *e.g.* a collection of momentum-carrying, fractionated M2 strips between M5 branes [18] – the LSE of the M2-M5-P supercharges reveals what the brane system becomes once the M2 strips backreact and pull the worldvolume of the M5 branes [5], see also [20–23]. Thus, it instructs us of what the black-hole microstates

at non-zero coupling look like.

Should this principle of enhancing the local supersymmetries to describe the microstructure of pure states be correct, it should apply to all supersymmetric black holes made of branes and strings. For each such black hole and its corresponding naïve brane system, one should find all the entire moduli space of compatible dipolar excitations with 16 local supersymmetries. One should then investigate whether this moduli space is large enough to account for a finite fraction of the black-hole entropy.

In this work, we perform the first step of this endeavour. In Section 2, we first consider all the 1/4-BPS systems, and enumerate *all* the possible local supersymmetry enhancements. That is to say, given a 1/4-BPS brane background, we list and classify all the dipoles that can exist on top of it. In Sections 3 and 4, we further use our classification of these 1/4-BPS building blocks of brane interactions to generate local supersymmetry enhancements (LSEs) of 1/8-BPS systems (corresponding to three-charge black holes), up to the maximal 16 local supersymmetries. In particular, we work out in Section 3 some generalities for three-charge LSE's. Afterwards, in Section 4, we describe in four concrete new examples of LSE for 1/8-BPS systems and discuss their physics. We then conclude in Section 5.

2 Quarter-BPS building blocks: classification

2.1 Duality map for 1/4-BPS systems

Each brane species¹ has an associated projector Π and, equivalently, an involution P describing the constraint on the Killing spinor ϵ

$$\Pi\epsilon \equiv \frac{1}{2}(1 + P)\epsilon = 0. \tag{2.1}$$

The involution is a product of gamma matrices, indicating the directions the brane extends along, and a Pauli matrix, characteristic for the type of brane. For example, $P = \Gamma^{01}\sigma_3$ is the involution of a fundamental string extended along the direction 1, or x^1 . A list of all involutions associated to branes in Type-II string theory can be found in the appendix B. (For a more detailed review on these projectors/involutions, see *e.g.* [24].)

Introducing another orthogonal (or parallel) brane to the geometry, their projectors either commute or anticommute. If they commute, the projectors can be simultaneously diagonalized and we have a 1/4-BPS configuration; otherwise all supersymmetry is broken. We can find all possible 1/4-BPS configurations for flat backgrounds in this way and connect them via various dualities. The result is a duality map with all 1/4-BPS

¹In this article we use the terminology brane to denote all string theory objects, i.e. not only Dp- and NS5-branes but also Kaluza-Klein monopoles (KKM), fundamental strings (F1), momenta (P) or exotic branes like the 5_2^2 -brane.

configurations. It has two completely disconnected components, the *standard* configurations, depicted in Figure 1, and the *non-standard* configurations, depicted in Figure 2.² Both connected components have a similar substructure. The 1/4-BPS configurations are grouped in blocks that are closed under (allowed) T-dualities, while the S-dualities connect these blocks. It is not possible to go from a standard configuration to a non-standard one via T- and S-dualities, even when introducing exotic branes. This will be further discussed in subsection 2.6.

Notation

This part clarifies the notation used in the diagrams in this section. It can be skipped and returned to, if the notation is not intuitively clear.

We will denote a 1/4-BPS configuration consisting of the branes A and B by $A_{123} \perp B_{14567}(1)$, or by $A_{123} \parallel B_{12345}(3)$, if one brane is completely inside the other. The bracket at the end denotes the number of common directions. Further stars $*$ at the end denote that the special direction of one or both KKM are inside the other brane. The indices refer to the directions along which the brane is extended, but may be omitted to shorten the notation.³

A T-duality along a direction that is parallel / perpendicular to both branes is denoted by $T_{\parallel} / T_{\perp}$. T_{-} denotes that the direction is parallel to the first brane and perpendicular to the second, and the other way around for T_{+} . A star $*$ before (or after) the symbol \parallel or \perp denotes a transformation along the special direction of the first (or second) KKM. If a duality interchanges the type of the first and second brane, we will denote this by an arrow \leftrightarrow .

A yellow background colour stands for a configuration in Type IIB, a red one for Type IIA. Orange configurations exist in both. A self-duality of these configurations, i.e. to go from a Type IIA to a Type IIB theory or vice versa, is usually not explicitly denoted in the duality map.

For the diagrams that include the possible glues for a local supersymmetry enhancement (see section 2.3), we split the nodes in two parts. The first part stays the same, while the second part is a list of all possible glues that fit the scheme presented below. Orange nodes, i.e. nodes with main branes that exist in both Type II theories, have three parts where the second part lists all glues in Type IIA theory, and the third in Type IIB theory.

²We use the same terminology as in [25], see also [26].

³Usually the special direction of the KKM is separated from the indices by a semicolon, as in $\text{KKM}_{12345;6}$. We decided to omit the special direction everywhere, as different special directions are possible.

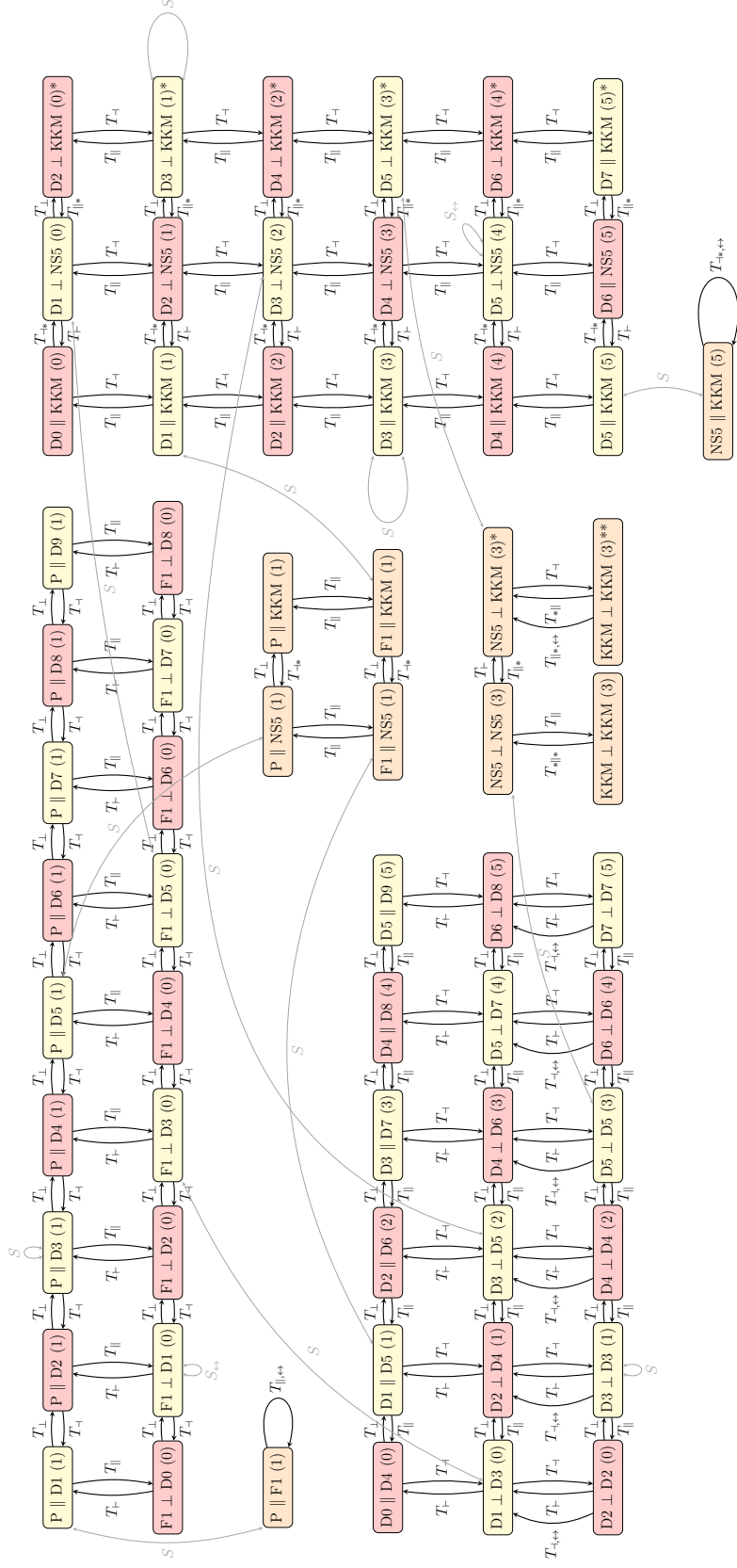


Figure 1: Duality map for standard 1/4-BPS configurations. For details or notation we refer to the text 2.1.

2.2 A general ansatz for local supersymmetry enhancement

As indicated in the Introduction 1, in order to formulate generalities for local supersymmetry enhancement (LSE) between multiple species of branes, we first focus on local supersymmetry enhancements between two species of branes. By this, we mean that globally the configuration is 1/4-BPS, i.e. preserves 8 of the 32 supersymmetries, as it would be expected from two branes with commuting projectors. However, if we zoom in on a point on the worldvolume of the ‘enhanced’ configuration, (i.e. with the addition of the dipole charges that we call *glues*), the amount of supersymmetries is enhanced to 16 supercharges.

We start with a 1/4-BPS configuration composed of two brane species – referred to as *main-brane species* or *main branes* – characterised by the involutions P_1 and P_2 , i.e. $(P_1)^2 = (P_2)^2 = 1$. Furthermore, we will add two other brane species, referred to as *glues*, with the involutions Q_1 and Q_2 . It will be apparent, later, that those can be interpreted as dipoles or oscillating charge densities with vanishing net charge.

Let us remark that in our terminology, a *main-brane species* denotes a type of brane carrying charges along some predetermined directions. For example one can consider a D2-brane charge along the directions 012 and D2-brane charge along 034 as *main branes*, and D2-brane charges along 013 and along 024 as *glues*.

We use the method described in [5, 21]. We make an ansatz for a projector Π for the whole system

$$\Pi \equiv \frac{1}{2} (1 + \alpha_1(x) P_1 + \alpha_2(x) P_2 + \beta_1(x) Q_1 + \beta_2(x) Q_2), \quad (2.2)$$

with the coefficients α_i and β_i describing the ratio of the charge density of the associated object to the overall mass density, see [5, 21].

Then, we demand that it splits into a sum of the two projectors $\Pi_i = \frac{1}{2}(1 + P_i)$ of the main branes to ensure that eight global supersymmetries are preserved.⁴ Together with the projector condition, we get a set of two (matrix-valued) equations,

$$\Pi^2 = \Pi, \quad (2.3)$$

$$\Pi = f_1(x) \Pi_1 + f_2(x) \Pi_2, \quad (2.4)$$

where f_1 and f_2 are matrix-valued functions on the worldvolume of the whole system (bound state).

We take the ansatz

$$f_1 = \alpha_1 + \beta_1 Q_1 P_1, \quad (2.5a)$$

$$f_2 = \alpha_2 + \beta_2 Q_2 P_2. \quad (2.5b)$$

⁴We could also demand a split into $\Pi_i = \frac{1}{2}(1 - P_i)$. The solution remains the same apart from a relative sign in front of the main branes’ coefficients. This solution can also be generated by the transformation $P_i \rightarrow -P_i$.

This associates the first glue with the first main brane and the second glue with the second main brane. This association can also be switched, see [21]. Often there is an exterior reason to associate one main object with one specific glue, *e.g.* being the same type of brane when dualised to M-theory, but from the LSE formalism point of view, this association is arbitrary.

With the ansatz (2.5), we find the following conditions on the coefficients,

$$1 = \alpha_1 + \alpha_2, \quad (2.6a)$$

$$\alpha_1 \alpha_2 = -\eta \beta_1 \beta_2, \quad (2.6b)$$

$$\beta_1 = -\beta_2 \eta, \quad (2.6c)$$

$$0 = \alpha_1 \alpha_2 \{P_1, P_2\} + \beta_1 \beta_2 \{Q_1, Q_2\} + \sum_{i,j} \alpha_i \beta_j \{P_i, Q_j\}, \quad (2.6d)$$

where

$$\eta \equiv P_1 Q_1 Q_2 P_2. \quad (2.7)$$

The first line is the usual BPS condition. As the coefficients are charge-mass ratios, we can rewrite it into

$$M = Q_1 + Q_2. \quad (2.8)$$

The second equation, (2.6b), is a quadratic equation relating the charges of the glues with the charges of the main branes: The brane densities of the main branes are related to the brane densities of the glues. The third equation, (2.6c), tells that the absolute value of charges of the glues are constrained to be equal everywhere in the bound state.

In equation (2.6c), the key condition on a 2-charge local supersymmetry enhancement emerges. As the coefficient are numbers, the product of involutions η has to be proportional to the identity. By looking at the determinant of η , we can further prove that η is a sign, $\eta = \pm 1$. It controls whether the glues are two branes, two anti-branes, or a brane and an anti-brane, given the orientation of space one has previously fixed. Furthermore, by inserting $1 = P_1^2$ (and then $1 = Q_1^2$, etc.) we can show that η is invariant under circular shifts of its constituent involutions,

$$\eta = \eta P_1^2 = P_1 \eta P_1 = P_1 P_1 Q_1 Q_2 P_2 P_1 = Q_1 Q_2 P_2 P_1. \quad (2.9)$$

The (anti-)commutation relations between the involutions of the branes are heavily constrained by η . The main branes commute to preserve some global supersymmetry. All other relations follow from the relation between Q_1 and Q_2 . This can be proven by cycling the involutions through η , and computing $\eta^2 = 1$. This gives the following two possibilities:

- The two glues commute, but main branes and glues anticommute with each other, or

- all involutions P_i and Q_j commute.

Both options have different consequences on how we can satisfy equation (2.6d). The first and more interesting option gives the following relations:

$$[P_1, P_2] = [Q_1, Q_2] = 0 \quad (2.10a)$$

$$\{P_i, Q_j\} = 0 \quad (2.10b)$$

In order to satisfy equation (2.6d), we have to cancel the two non-vanishing anticommutators and their coefficients with each other,

$$0 = \alpha_1 \alpha_2 \{P_1, P_2\} + \beta_1 \beta_2 \{Q_1, Q_2\}. \quad (2.11)$$

We can do so by using the quadratic equation (2.6b), the (anti-)commutation rules of the involutions and $\eta = Q_2 P_2 P_1 Q_1 = \pm 1$.

$$\begin{aligned} \alpha_1 \alpha_2 \{P_1, P_2\} &= -\beta_1 \beta_2 \eta (P_1 P_2 + P_2 P_1) \\ &= -\beta_1 \beta_2 (P_1 \eta P_2 + P_2 \eta P_1) \\ &= -\beta_1 \beta_2 (Q_1 Q_2 + P_2 Q_2 P_2 P_1 Q_1 P_1) \\ &= -\beta_1 \beta_2 (Q_1 Q_2 + Q_2 Q_1) = -\beta_1 \beta_2 \{Q_1, Q_2\}. \end{aligned} \quad (2.12)$$

Let us consider the second option, where all involutions commute. We can still use the same line of reasoning to cancel the two anticommutators above, but further anticommutators appear in equation (2.6d).

$$\begin{aligned} 0 &= \alpha_1 \beta_1 \{P_1, Q_1\} + \alpha_1 \beta_2 \{P_1, Q_2\} \\ &\quad + \alpha_2 \beta_1 \{P_2, Q_1\} + \alpha_2 \beta_2 \{P_2, Q_2\} \end{aligned} \quad (2.13)$$

To cancel those anticommutators with each other in the same way as above, we have to introduce two new equations,

$$\alpha_1 \beta_1 = -\eta \alpha_2 \beta_2 \quad (2.14a)$$

$$\alpha_1 \beta_2 = -\eta \alpha_2 \beta_1. \quad (2.14b)$$

While there is a solution to these equations ($\alpha_i = \beta_j = \pm 1/2$), it does not have any degrees of freedom. As we cannot vary the coefficients in space, this is a 1/2-BPS configuration with no notion of local supersymmetry.

Returning to the first option, it does not introduce new equations and only has to satisfy the equations (2.6a) to (2.6c). They are solved by

$$\begin{aligned} \alpha_1 &= \cos^2(\theta) \\ \alpha_2 &= \sin^2(\theta) \\ \beta_1 &= \kappa \sin(\theta) \cos(\theta) \end{aligned}$$

$$\beta_2 = -\eta \kappa \sin(\theta) \cos(\theta), \quad (2.15)$$

where we have introduced the sign $\kappa = \pm 1$, which controls whether the first glue is a brane or an antibrane. In contrast to the constant solution, we find a parameter $\theta = \theta(x)$ that can vary in space.

To summarize, we have found two conditions on the involutions P_i and Q_j ,

$$\eta \equiv P_1 Q_1 Q_2 P_2 = \pm 1, \quad (2.16)$$

$$[P_1, P_2] = 0, \quad (2.10a)$$

$$\{P_1, Q_1\} = 0. \quad (2.10b)$$

If these conditions are fulfilled, there exists a solution with one degree of freedom for the charges of the involved branes where the amount of supersymmetries is doubled when zooming in on a specific point of the worldvolume of the branes.

2.3 Application to the duality map

With the conditions on local supersymmetry enhancement (LSE), we can apply them to the duality maps in Figure 1 and 2 in order to find 2-charge LSEs for Type-II string theories on a flat ten-dimensional background.

Take a given 1/4-BPS configuration. This fixes the involutions P_1 and P_2 of the main brane species and automatically satisfies the condition (2.10a). As listed in the Appendix B, the involutions P_i and Q_j consist of a product of Gamma matrices tensored with a Pauli matrix. The Gamma matrices indicate the directions along which the branes are extended, and the Pauli matrix determines the type of object/brane. The condition $\eta = \pm 1$ can be split into two conditions on the corresponding vector spaces of the Gamma/Pauli matrices. This will narrow down the possible configurations to a handful. Afterwards, we check whether the anti-commutator $\{P_1, Q_1\}$ vanishes to confirm a local supersymmetry enhancement.

We illustrate this procedure for the P-D1 configuration extended along the direction x^1 . In the Table 1 below, we can read off the Pauli matrices inside the projectors of the branes, $\sigma_P = 1$ and $\sigma_{D1} = \sigma_1$. Since the product of all involved Pauli matrices should be proportional to 1, we can choose for the glues either one from the first two columns each, or from the last two columns, *e.g.* KKM-D5 or F1-D3.

The condition on the Gamma matrices is analogous; their product should be proportional to 1. Since the Γ -matrices of the main branes already cancel each other (up to a sign), we get the condition $\Gamma_{Q_1} \propto \Gamma_{Q_2}$. This is only the case if the glues have the same dimensions, and are extended along the same dimensions. There is no such combination in the last two columns of Table 1, so we can disregard this case. In the first two columns, we can find P – D1 and KKM – D5. For both configurations, we can extend them along the direction x^1 of the main branes, or a transverse direction like x^9 . The last condition

σ	1	σ_1	$i\sigma_2$	σ_3
Branes (IIA)	P	D2	D0	F1
	NS5	D6	D4	KKM
			D8	
Branes (IIB)	P	D1	D3	F1
	KKM	D5	D7	NS5
			D9	

Table 1: Pauli matrices in the involutions of branes in string theory.

for a local supersymmetry enhancement is $\{P_1, Q_1\} = 0$ and $[Q_1, Q_2] = 0$. This excludes the configurations parallel to the string, as seen below.

$$\begin{aligned}
\{P_{P_1}, P_{P_1}\} &= 2 \neq 0 \\
\{P_{P_1}, P_{P_9}\} &= 0 \\
\{P_{P_1}, P_{\text{KKM}_{12345}}\} &= 2\Gamma^{2345} \neq 0 \\
\{P_{P_1}, P_{\text{KKM}_{56789}}\} &= 0
\end{aligned}$$

To summarize, we find two possible local supersymmetry enhancements for the 1/4-BPS configuration $P_1 - D1_1$. We can use $P_9 - D1_9$ or $\text{KKM}_{56789} - D5_{56789}$ as glues. This is represented by the first node in Figure 3. The top part of the node denotes the main branes, while the second lists all possible glues for a local supersymmetry enhancement. We applied this procedure to every 1/4-BPS configuration in the duality map from Section 2.1 to find all LSEs that fit the scheme presented above. The resulting diagram is very large, so we split it into the different blocks connected by S-dualities and included them in the Appendix (Figures 16 to 25).

The inverse supertube transition

Upon further inspection of all the local supersymmetry enhancements, we can find an inversion symmetry between the main branes and glues: If $A \perp B$ admit an LSE by adding the glues $C \perp D$, then we can also construct a different configuration with $C \perp D$ as main branes and enhance the system to 16 local supersymmetries by adding $A \perp B$ as glues. These are two distinct configurations, as the solutions for the coefficients α_i and β_j are also different. The main point is that the existence of local supersymmetry enhancement for one configuration implies the same for the other. This is easily proven by considering the conditions on an LSE in equations (2.16) and (2.10b) again. The (anti-) commutator relations are symmetric under exchanging the main branes with the glues, and for the condition on η we can use the invariance under circular shifts and the commutators between the main branes and glues to prove the symmetry,

$$\pm 1 = \eta \equiv P_1 Q_1 Q_2 P_2 = Q_1 Q_2 P_2 P_1 = Q_2 Q_1 P_1 P_2 = Q_1 P_1 P_2 Q_2. \quad (2.17)$$

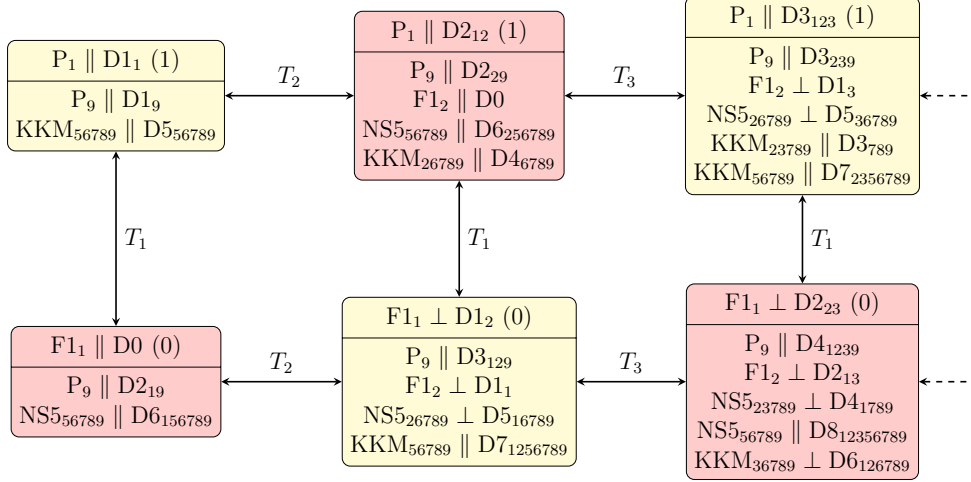


Figure 3: A part of the duality map with possible local supersymmetry enhancements. For details, we refer to the text.

Let us illustrate this symmetry for the supertube transition, where an F1-string with constant D0 charge is puffed out into a tubular D2 configuration carrying angular momentum. For the 'inverse' transition, we can start with a $D2_{y1}$ brane along some direction y and 1 with momentum along 1, and enhance the configuration by adding internal $F1_y$ and D0 dipole charges along y . From an M-theory point of view, the two configurations are almost identical. They correspond to an M2 brane with momentum performing wiggles in either the y , or the eleventh dimension.

2.4 Discussion of the local supersymmetry enhancements

The D2-P supertube with F1-D0 charges is one example of a well-known configuration with an enhanced local supersymmetry. Naturally, this local supersymmetry enhancement can be found in the extensive list of glues for 1/4-BPS system in the appendix, explicitly in Figure 16. We want to specifically highlight this and some other local supersymmetry enhancements we found in the previous subsection.

In this part and in the following, we denote a local supersymmetry enhancement (LSE) of the main branes $A \perp B$ involving the glues C and D by:

$$[A \perp B] \rightarrow (C, D). \quad (2.18)$$

Then, the original F1-D0 supertube transition [6, 27] involves the LSE

$$[F1_1 \parallel D0 (0)] \rightarrow (D2_{1\psi}, P_\psi). \quad (2.19)$$

F1 strings with constant D0 charge are puffed out into a D2 tubular configuration carrying angular momentum. Along ψ , the D2-brane follows an arbitrary closed profile, which

is stabilised due to the presence of the angular momentum, P_ψ . A higher-dimensional analogue of (2.19) is:

$$[F1_1 \parallel Dp_{2\dots} (0)] \rightarrow (D(p+1)_{12\dots\psi}, P_\psi) \quad (2.20)$$

These transitions can also be found in Figure 3, a part of the whole block with P-Dp and F1-Dp configurations displayed in Figure 16 that we included here for illustration purposes.

This kind of supertube transition, where the 1/4-BPS brane system puffs out into a bound state of one higher dimension, also has T- and S-dual avatars in other blocks. For instance, the transition

$$[D0 \parallel D4_{1234} (1)] \rightarrow (NS5_{1234\psi}, P_\psi) \quad (2.21)$$

or its T-dual along y

$$[D1_y \parallel D5_{y1234} (1)] \rightarrow (KKM_{1234\psi;y}, P_\psi) \quad (2.22)$$

The transitions (2.21) and (2.22) can be understood as a point-like brane system in the non compact directions (respectively \mathbb{R}^5 and \mathbb{R}^4) that is puffed out into a closed curve along ψ in the non-compact directions. The transition (2.22) is at the core of the construction of the Lunin-Mathur and LMM geometries [28, 29].

There is a way to add to a brane a parallel momentum charge consistently with 16 local supersymmetries. Take, for example, a Dp brane with an extension along y ; adding a parallel momentum along y admits the following LSE:

$$[P_y \parallel Dp_{y1\dots} (1)] \rightarrow (P_\psi, Dp_{\psi1\dots}), \quad (2.23)$$

and similarly, with a fundamental string:

$$[P_y \parallel F1_y (1)] \rightarrow (P_\psi, F1_\psi). \quad (2.24)$$

The above two transitions tell that one can realise microscopically a parallel momentum along a brane/string, by having the brane or the string taking a profile in the transverse directions (along ψ), in the (y, ψ) plane. Because of supersymmetry, the profile is independent of one of the null coordinates, u , of S_y^1 and thus travels at the speed of light along its orthogonal null-like coordinate, v : Momentum is hence produced by the profile. Such configurations admit a supergravity description which depends on the shape of the profile, see [30].

Another well-understood geometry with 16 local supersymmetries is the Callan-Maldacena spike, or BIon spike [31]:

$$[D1_y \perp D3_{123} (0)] \rightarrow (D1_1, D3_{y23}). \quad (2.25)$$

Instead of a string ending on a D3 brane perpendicularly, the string pulls on the world-volume of the D3 brane forming a smooth spike. To retain the rotational symmetry of the D3 branes, we interpret the distinct direction x^1 , along which the glue D1₁ extends, as the radial direction of the D3 brane. Close to the would-be endpoint of the string, the effect of the glues becomes apparent. The D3 brane tilts into the direction y of the string, and vice versa, the string tilts towards the D3 brane. This creates a spike in the D3 brane, where the string can be recovered at infinite distance [31]. Placing another D3 brane at a finite distance, it is shown in [32] that the radius of the tubes coming from the branes vanishes linearly in the middle of the two D3 branes, forming an X-like cross-section instead of an hourglass shape.

A similar configuration can be achieved by using a fundamental string instead of a D-string, or by using higher dimensional branes,

$$[Dp_{x2\dots p} \perp F1_y(0)] \rightarrow (Dp_{y2\dots p} \perp F1_x) . \quad (2.26)$$

Therefore, the transition (2.26) can be interpreted as a Callan-Maldacena transition, in general dimensions, between a Dp brane and a fundamental string ending orthogonally on it.

A special case of (2.26) is the intersection of a D-string with a fundamental string,

$$[D1_x \perp F1_y(0)] \rightarrow (D1_y \perp F1_x) , \quad (2.27)$$

for which we propose also an other interpretation, in terms of a pair of intersecting D1 branes with electric flux corresponding to F1-string charge [33]. The authors of [33] consider two intersecting $(\pm p, 1)$ -strings, with the intersecting angle determined by p . There is an orthogonal basis that we parameterise by the coordinates (x, y) , such that along x , one measures a net charge of two D1 branes and that along y , one measures a net flux charge of F1 strings. Then, there is a deformation preserving supersymmetry that disconnects the D1 branes into two D1 branches with local F1-flux charges with a hyperbolic shape. In our language, this is the transition (2.27): the local brane densities on the two hyperbolic branches involve not only that of the main-brane charges, but also that of the glues. However we do not know yet whether the transition (2.26) could also be interpreted as the recombination of Dp branes.

There are many more configurations. Most of them involve higher-dimensional branes, NS5-branes, KKMs or Dp branes, to puff out in one or more directions. But we do want to highlight two specific LSEs with only internal excitations, that to our knowledge did not appear in the literature before. The first one is

$$[F1_y \perp D5_{12345}(0)] \rightarrow (D1_y, NS5_{12345}) . \quad (2.28)$$

Apart from the (inverse) supertube transition and the higher-dimensional Callan-Maldacena spikes, there are only very few configurations in the F1- Dp block of the duality map whose glues do not use extra dimensions. This is one of them, whose ingredients

remind of (p, q) -strings and (p, q) -fivebranes. Further studies will hopefully shed more light on this.

The second configuration is an enhancement of a D4 brane with constant D0 charge by using two orthogonal D2 branes inside the D4.

$$[\text{D0} \parallel \text{D4}_{1234} (0)] \rightarrow (\text{D2}_{12}, \text{D2}_{34}) . \quad (2.29)$$

This looks like a D0-D4 instanton which admits non-vanishing local D2-D2 charges, with no net D2-D2 charges. However, revealing the dipolar/multipolar D2-D2 charges of such an instanton is not trivial, since the instanton field strength F is traceless. This will hopefully be reported soon in [34]. We will later use the T-dual of the transition (2.29) along another direction y to enhance the D1-D5-P system with internal dipoles in Section 4.1.

At this stage, it is unclear to us whether the microscopic degeneracy of each 1/4-BPS intersecting brane system is necessarily explained by bound states involving the presence of the allowed glues. What the local supersymmetry enhancement reveals is that there exists, potentially, some transitions that are kinematically allowed from a supersymmetry point of view. An example we can give is the transition

$$[\text{D2}_{12} \perp \text{D2}_{34} (0)] \rightarrow (\text{D2}_{13}, \text{D2}_{24}) . \quad (2.30)$$

We think that the basic-level interpretation of this transition is the statement that: there is a way to connect a piece of D2 brane living in the directions 12 with another piece of D2 brane in directions 34, compatible with supersymmetry. In fact, the D2 brane that makes the connection can take an arbitrary holomorphic shape in terms of the complex coordinates $(x_1 + ix_2, x_3 + ix_4)$ [35]. Now, there is a second level of interpretation related to the microscopic degeneracy of the 1/4-BPS brane intersection: That the degeneracy of the black hole corresponding to the D2-D2 system on T^4 or $K3$ is explained by D2 branes wrapping holomorphic curves in T^4 or $K3$. What we are unsure of is that this second-level interpretation should apply for all 1/4-BPS intersections.

Similarly, there may be a second-level interpretation for the non-standard configurations (Fig. 2), which admit the glues in Figures 22 to 25. The main branes of the non-standard configurations mostly occupy together 8 spatial dimensions (sometimes 9), so (when they are not space-filling) they would lead to domain walls rather than black holes. When we have one spatial dimension left (the dimension may have to be found in M theory), we can apply a similar logic to what we did for black holes: By delocalising the branes in the internal dimensions, the brane system can source a domain-wall solution in the non-compact dimensions [36]. Domain walls do not have an entropy in the proper sense; however one can associate a central charge to it, if the near-brane limit admits a AdS geometry [25, 37, 38]. Then, the central charge measures the number of degrees of freedom of the brane system constituting the domain wall. Contrary to standard brane

intersections giving rise to black-hole solutions, many of the non-standard brane intersections giving rise to domain walls admit a Hanany-Witten-type transition; therefore, degrees of freedom on the domain wall can come from this non-perturbative effect [38].

We are unsure whether the degrees of freedom of all such domain walls must be captured by bound states admitting local supersymmetry enhancements. However, at the basic level, some transitions involving the glues we list for non-standard configurations can be kinematically realised. Take for example the transition

$$[\text{NS5}_{12349} \perp \text{NS5}_{56789} (1)] \rightarrow (\text{NS5}_{12359}, \text{NS5}_{46789}), \quad (2.31)$$

in Fig. 23 or its D5 cousin in Fig. 22. It is indeed known that five-branes can wrap holomorphic 4-cycles or special Lagrangian 4-cycles, inside a Calabi-Yau fourfold – and act as domain walls in M theory [36, 38]. At the self-intersection points, the intersection is locally a $\text{NS5}_{12349} \perp \text{NS5}_{56789}$. The holomorphic or special Lagrangian 4-cycle connecting the two pieces of orthogonal NS5 branes will involve the NS5-NS5 glues of the form (2.31) – this is really similar to the picture in (2.30).

Note that after dualising the NS5-NS5 intersection to the D0-D8 frame, the transition (2.31) gets mapped to

$$[\text{D0} \parallel \text{D8}_{12345678} (0)] \rightarrow (\text{D2}_{12}, \text{D6}_{345678}). \quad (2.32)$$

This looks like a D0-D8 version of (2.29). This LSE may play a role in describing dynamics of the D0-D8 system, in the context of the Hanany-Witten effect, see Subsection 4.4.

2.5 Main branes and glues in the context of black-hole physics

The black-hole solution in supergravity results in a brane configuration that is delocalised in the internal dimensions, and point-like in the non-compact space-like dimensions. Pure microstates should evade either the delocalisation in internal dimensions, or the fact of being point-like in the non-compact spacelike dimensions. As such, we classify the glues into two categories; internal glues, that only extend along the compact directions of the system, and external glues, that expand into at least one non-compact space-like dimension.

The duality map with all possible glues is the first step towards finding the microstructure degrees of freedom that are allowed for various duality frames. When examining one specific duality frame, we provide all glues with which the configuration can be enhanced to 16 local supersymmetries. These glues then again give a picture of the black-hole microstructure in this duality frame.

One can think of the main branes as what determines the geometric background of the black hole and its main charges. Then, some glues can be viewed as a layer on top of this background, describing various excitations of the system. An illustration of this is the $\text{D1}_1\text{-D3}_{234}$ system compactified on a torus T^4_{1234} . The main branes define the black-hole

charges that one can measure in supergravity; when the branes are delocalised in the compact dimensions, the main branes source the geometry of the black hole. The glues $D1_2$ - $D3_{134}$ enable the (localised) orthogonal main branes to form Callan-Maldacena spikes. The entropy is then generated by a fractionation of these spikes, where one microstate corresponds to a specific distribution of the D1-strips forming the spikes. This is one example of internal excitations of the D1-D3 system. Of course, it is also possible to use external glues, like $NS5_{1234\psi}$ - P_ψ , which extend along an arbitrary curve ψ in the external dimensions \mathbb{R}^4 .

The microstructure of a black hole with classically vanishing horizon, consisting of a fundamental string with momentum, was the first to be understood. In [30], a classical picture of its microstates in terms of an oscillating string was provided. This corresponds exactly to the transition (2.24) described in the last subsection. From the oscillating F1-P configurations, the authors of [39] and [10] generated fuzzball geometries of the D1-D5 system by dualities. In the duality map (Fig. 1), we can follow this path and see which glues are generated by which internal or external excitations of the string. This path is illustrated at the top of Figure 4. The internal glues of the fundamental string, that is the glues along $T_{1234}^4 \times S_y^1$, get mapped to the internal glues of the D1-D5 system, which are the F1-NS5 and the D3-D3 glues.

It is also possible to take another path from the F1-P system to the D1-D5 (see the bottom part of Figure 4). It generates the same glues as the path in [39] and [10], but they originate from different oscillations of the fundamental string. The F1-NS5 glues now comes from the oscillations in the direction x^4 instead of x^1 . The mapping of the external excitations is the same for both paths; the oscillations in x^9 become a Kaluza-Klein monopole carrying momentum in the non-compact dimensions.

Let us also remark that not all the glues are necessarily involved in the microscopic degeneracy of brane systems. An obvious example can be found in the $F1_1$ - P_1 duality frame, which admits $NS5_{56789}$ - KKM_{56789} as a possible pair of glues (See Figure 16). But this pair of glues does not contribute to the microscopic degeneracy of the F1-P system, which comes solely from the string's transverse oscillation modes, represented by $F1_2$ - P_2 glues.⁵

2.6 A Remark on Exotic Branes

Exotic Branes naturally appear when dualizing branes. A prime example is the 5_2^2 brane. It emerges from T dualizing the NS5 brane along two perpendicular directions. By using T and S dualities, we can generate many more exotic branes [40]. In [41], the supersymmetric projection rules for exotic branes were derived. The involutions of the presented exotic

⁵It would be indeed quite unnatural for this pair of NS5-KKM glues, which involves five additional spatial dimensions to the original $F1_1$ - P_1 , to contribute to its degeneracy. We could perhaps instead view the presence of this pair of glues through the lens of the *inverse supertube transition* (see Sec. 2.3): that an $NS5_{56789}$ - KKM_{56789} system may have local $F1_1$ - P_1 polarisations.

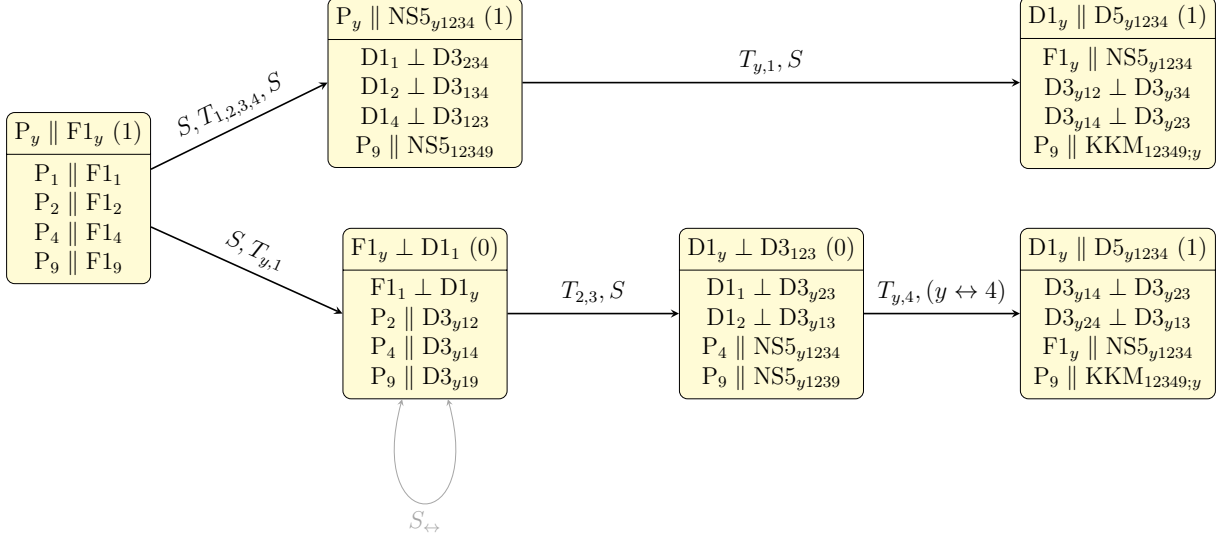


Figure 4: Illustration of two paths from a fundamental string with momentum to the D1-D5 intersection. The top path is used in [39] and [10], and compared in this chapter with the bottom path. The roles of the two main branes can be switched by inserting an S-duality when arriving at the F1-D1 intersection.

branes coincide with the involutions of the standard branes. This is summarized in Tables 3, 4 and 5. To derive the duality map and the list of local supersymmetry enhancements, we solely used their respective involutions. Hence, we can interchange any brane (or glue) with an exotic brane that has the same involution, and still have a 1/4-BPS configuration or a local supersymmetry enhancement.

Let us give an example for this. The D1-D7 system is a non-standard configuration. Using Table 5, we see that the 7_3 brane, also called the NS7 brane, has the same supersymmetry projector as a D7 brane. Therefore, we have found an exotic 1/4-BPS configuration, the D1-NS7 intersection, that can be enhanced by including the same glues that would enhance the D1-D7 system, e.g.

$$[D1_1 \perp NS7_{2345678} (0)] \rightarrow (NS5_{12349} \perp KKM_{56789}) \quad (2.33)$$

or using exotic branes

$$[D1_1 \perp NS7_{2345678} (0)] \rightarrow (D1_2 \perp NS7_{1345678}) . \quad (2.34)$$

The question arises whether we can connect the standard and non-standard configurations by including exotic branes. Take the S-dual of the standard configuration F1-D7. This gives the exotic configuration D1-NS7 discussed above. If we replace the NS7 by its ‘normal’ counterpart, we arrive at a non-standard configuration, but this is not a duality. We did not find a way to connect the two regimes directly. It seems like including exotic branes does not connect the standard and non-standard brane configurations directly by dualities.

3 Applications for three-charge systems

In the previous section, we have classified all local supersymmetry enhancements for 2-charge configurations. Now, we turn to 1/8-BPS systems, *i.e.* 3-charge configurations. This is especially interesting for black holes, as 3-charge configurations have a finite horizon area at the classical level (without higher-derivative corrections for example). Configurations with 16 local supersymmetries could form a way to describe microstates of these black holes.

In subsection 3.1, we will look at the supersymmetry projector of an unspecified 3-charge configuration with six distinct glues. This gives general conditions on the glues and, if they are satisfied, a solution for the charges with two degrees of freedom. We will reduce these requirements to a minimum and provide a procedure to find glues for a given 3-charge system in subsection 3.2. Finally, we describe an interchange symmetry between the main branes and the glues for the existence of a local supersymmetry enhancement in subsection 3.3.

3.1 Generalities of the three-charge systems projector

A natural way to generalize the scheme in the previous section to three charges is to introduce two glues for each pair of main branes. Denoting the three main branes and their involutions by P_1 , P_2 and P_3 , this gives six glues with involutions Q_1 to Q_6 . A graphical representation can be found in Figure 5. The projector of what we will call the *triangle ansatz* follows to be

$$\Pi \equiv \frac{1}{2} \left(1 + \alpha_1(x) P_1 + \alpha_2(x) P_2 + \alpha_3(x) P_3 + \sum_{j=1}^6 \beta_j(x) Q_j \right). \quad (3.1)$$

We assume that the involutions of all main branes and all glues are distinct, *i.e.* they describe different objects or extend along different directions.⁶

Calculating the projector condition (2.3) and the global supersymmetry condition (2.4) as for the 2-charge case, there are a number of constraints which also directly follow from imposing a two-charge LSE between each pair of main branes:

$$1 = \alpha_1 + \alpha_2 + \alpha_3, \quad (3.2a)$$

$$\beta_1 = -\beta_2 \eta_{12}, \quad (3.2b)$$

$$\beta_3 = -\beta_4 \eta_{13}, \quad (3.2c)$$

$$\beta_5 = -\beta_6 \eta_{23}, \quad (3.2d)$$

$$\alpha_1 \alpha_2 = -\eta_{12} \beta_1 \beta_2, \quad (3.2e)$$

$$\alpha_1 \alpha_3 = -\eta_{13} \beta_3 \beta_4, \quad (3.2f)$$

⁶This excludes the configuration considered in [4], see subsection 4.1.

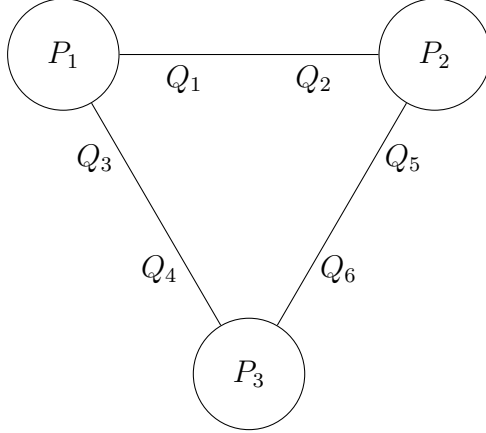


Figure 5: Triangle ansatz of the local supersymmetry enhancement (LSE) for a three-charge, 1/8-BPS system. The involutions of the main branes are denoted by P_i , while the involutions of the glues are denoted by Q_j . The glues on the line between two main branes are involved in the two-charge LSE of those two main branes.

$$\alpha_2 \alpha_3 = -\eta_{23} \beta_5 \beta_6. \quad (3.2g)$$

Like in (2.7), η_{ij} is defined as the sign that appears for the local supersymmetry enhancement between the main branes with involutions P_i and P_j ,

$$\eta_{12} \equiv P_1 Q_1 Q_2 P_2 \quad (3.3a)$$

$$\eta_{13} \equiv P_1 Q_3 Q_4 P_3 \quad (3.3b)$$

$$\eta_{23} \equiv P_2 Q_5 Q_6 P_3. \quad (3.3c)$$

In addition to the constraints above, there are 18 new anticommutators appearing in the projector condition (2.3), *i.e.* in the equation analogous to equation (2.6d). Six of them are between a main brane and a glue on the opposite side of the triangle, the other twelve between two glues on different edges in the diagram. We will cancel some of them with each other by the same procedure as was done for the 2-charge configuration in equation (2.12):

Take two general anticommutators with their respective coefficients, $\alpha \beta \{A, B\}$ and $\gamma \delta \{C, D\}$. There are three requirements on cancelling them with each other. First, the product of all involved involutions has to be a sign, $\mu \equiv ABCD = \pm 1$. Second, we have to equate the coefficients up to a sign, $\alpha \beta = -\mu \gamma \delta$. And third, we need to have the correct anticommutation relations between the involutions, $\{A, C\} = \{B, D\} = 0$. With these three conditions, the calculation is completely analogous to equation (2.12) for the 2-charge case:

$$\alpha \beta \{A, B\} = -\gamma \delta \mu (AB + BA)$$

$$\begin{aligned}
&= -\gamma\delta (A\mu B + B\mu A) \\
&= -\gamma\delta (CD + BDBACA) \\
&= -\gamma\delta (CD + DC) = -\gamma\delta \{C, D\}.
\end{aligned} \tag{3.4}$$

In order to have as many degrees of freedom in the coefficients as possible, we will choose the cancellations in a way, such that the corresponding equations are compatible with equations (3.2e) to (3.2g).

$$\alpha_1\beta_5 = -\mu_{15} \beta_2\beta_3 \tag{3.5a}$$

$$\alpha_1\beta_6 = -\mu_{16} \beta_1\beta_4 \tag{3.5b}$$

$$\alpha_2\beta_3 = -\mu_{23} \beta_1\beta_5 \tag{3.5c}$$

$$\alpha_2\beta_4 = -\mu_{24} \beta_2\beta_6 \tag{3.5d}$$

$$\alpha_3\beta_1 = -\mu_{31} \beta_3\beta_6 \tag{3.5e}$$

$$\alpha_3\beta_2 = -\mu_{32} \beta_4\beta_5 \tag{3.5f}$$

At this point, we introduced six new signs, μ_{ij} . They are defined as the product of the involved involutions and can be read of the equations above, *e.g.* $\mu_{15} = P_1Q_5Q_2Q_3$.⁷ These signs have the same properties as η and, similarly, fix the (anti-) commutation relations for the involutions. Let us illustrate this for $\mu_{15} = P_1Q_5Q_2Q_3$. P_1 and Q_5 , as well as Q_2 and Q_3 commute, as otherwise we would not need to cancel their anticommutators in the first place. Furthermore, we already know from the LSE between the main branes P_1 and P_2 , that P_1 anticommutes with Q_2 . Using the invariance under circular of shifts, we can deduce that all other combinations of involutions anticommute by cycling through the involutions one by one.

Returning to the 18 new anticommutators in the projector condition, the equations (3.5a) to (3.5f) above allow us to cancel the six anticommutators between main branes and glues on the opposite side of the triangle with six of the other anticommutators. The remaining six anticommutators vanish as a result of the invariance under circular shift of μ_{ij} as shown above.

The last step is to find a solution to the equations in (3.2) and (3.5). The independent equations are⁸

$$1 = \alpha_1 + \alpha_2 + \alpha_3, \tag{3.2a}$$

$$\beta_1 = -\beta_2 \eta_{12}, \tag{3.2b}$$

$$\beta_3 = -\beta_4 \eta_{13}, \tag{3.2c}$$

⁷We use the letter η_{ij} to denote a sign involving two main branes P_i and P_j and two glues, while the letter μ_{kl} uses only one main brane P_k and three glues. The index l is the index of the glue Q_l that commutes with the main brane P_k , while the other two involved glues anticommute with P_k .

⁸In order to derive equations (3.2e) to (3.2g) from equations (3.5), one needs the relations (3.10) between the η s and μ s. They can easily be checked by inserting their definitions and using the derived (anti-)commutation relations.

$$\beta_5 = -\beta_6 \eta_{23}, \quad (3.2d)$$

$$\alpha_1 \beta_5 = -\mu_{15} \beta_2 \beta_3, \quad (3.5a)$$

$$\alpha_2 \beta_3 = -\mu_{23} \beta_1 \beta_5, \quad (3.5c)$$

$$\alpha_3 \beta_1 = -\mu_{31} \beta_3 \beta_6. \quad (3.5e)$$

With the ansatz, $\alpha_1 = a^2$, $\alpha_2 = b^2$ and $\alpha_3 = c^2$, the first equation dictates to choose any parametrization of the 2-sphere for a , b and c . This can be interpreted as a free choice on how to distribute the energy between the three main branes. Then, the other equations are solved uniquely (up to reorientation of glues) by

$$\beta_1 = \kappa_1 ab \quad (3.6a)$$

$$\beta_3 = \kappa_3 ac \quad (3.6b)$$

$$\beta_5 = \kappa_5 bc \quad (3.6c)$$

$$\beta_2 = -\eta_{12} \beta_1 \quad (3.6d)$$

$$\beta_4 = -\eta_{13} \beta_3 \quad (3.6e)$$

$$\beta_6 = -\eta_{23} \beta_5, \quad (3.6f)$$

where $\kappa_i = \pm 1$ dictates the orientation of the glues and satisfies $\kappa_1 \kappa_3 \kappa_5 = -\mu_{23}$.

We can choose any parametrization for the 2-sphere, for example

$$\begin{aligned} a &= \cos \theta_1 = c_1 \\ b &= \cos \theta_2 \sin \theta_1 = c_2 s_1 \\ c &= \sin \theta_2 \sin \theta_1 = s_2 s_1, \end{aligned} \quad (3.7)$$

where $\theta_1 = \theta_1(x)$ and $\theta_2 = \theta_2(x)$ are the polar and azimuth angle. The supersymmetry projector is then given by

$$\begin{aligned} \Pi &= \frac{1}{2} (1 + c_1^2 P_1 + c_2^2 s_1^2 P_2 + s_2^2 s_1^2 P_3 + \kappa_1 c_1 c_2 s_1 (Q_1 - \eta_{12} Q_2) \\ &\quad + \kappa_3 c_1 s_2 s_1 (Q_3 - \eta_{13} Q_4) + \kappa_1 \kappa_3 c_2 s_2 s_1^2 (Q_5 - \eta_{23} Q_6)) \end{aligned} \quad (3.8)$$

$$\begin{aligned} &= c_1 (c_1 + \kappa_1 c_2 s_1 Q_1 P_1 + \kappa_3 s_2 s_1 Q_3 P_1) \Pi_1 \\ &\quad + c_2 s_1 (c_2 s_1 - \kappa_1 \eta_{12} c_1 Q_2 P_2 + \kappa_1 \kappa_3 s_2 s_1 Q_5 P_2) \Pi_2 \\ &\quad + s_2 s_1 (s_2 s_1 - \kappa_3 \eta_{13} c_1 Q_4 P_3 - \kappa_1 \kappa_3 \eta_{23} c_2 s_1 Q_6 P_3) \Pi_3. \end{aligned} \quad (3.9)$$

The angles involved in the choice of parameterisation of the two-sphere can sometimes have a geometric interpretation, like in [21, 5].

3.2 Minimal requirements on a 3-charge LSE

In the subsection above, we put a fair amount of assumptions on the involutions of the main branes and glues. Here, we will reduce the requirements to a minimum and provide

an easy procedure for finding 3-charge configurations that exhibit local supersymmetry enhancement.

We can derive the following relations between the signs by inserting the definitions. At this point, we can consider all involutions as commuting, because we disregard a total sign.

$$\mu_{15}\mu_{16} \sim -\eta_{12}\eta_{23}\eta_{13} \tag{3.10a}$$

$$\mu_{15}\eta_{12} \sim -\mu_{23} \tag{3.10b}$$

$$\mu_{16}\eta_{12} \sim -\mu_{24} \tag{3.10c}$$

$$\mu_{15}\eta_{13} \sim -\mu_{32} \tag{3.10d}$$

$$\mu_{16}\eta_{13} \sim -\mu_{31}, \tag{3.10e}$$

where \sim means equality up to a sign.

Therefore, by assuming that η_{12} , η_{13} , μ_{15} and μ_{16} are signs, we can derive all other signs and also deduce that they are indeed only signs. Furthermore, assuming the correct (anti-)commutation relations in the LSEs for η_{12} , η_{13} and η_{23} , all others are fixed by the same reasoning as in the subsection above. The correct relations for η_{23} can be rewritten into the condition $\{Q_1, Q_3\} = 0$ by considering μ_{23} . In this case, the relations (3.10) above hold exactly (and not only up to a sign).

Let us build a 3-charge configuration for three fixed main branes P_1 , P_2 and P_3 . The first step is to choose glues Q_1 to Q_4 such that we have two 2-charge LSEs and $\{Q_1, Q_3\} = 0$. To this end, we can use the duality maps with all possible LSEs introduced in section 2, that is Figures 16 to 25 in the appendix. Secondly, we have a look at $\mu_{15} \equiv P_1 Q_5 Q_2 Q_3 = \pm 1$. This equation can be satisfied by choosing $Q_5 = \mu_{15} P_1 Q_3 Q_2$.⁹ This is only possible if $P_1 Q_3 Q_2$ corresponds to an existing brane in the theory. For example, $Q_5 = \Gamma^{0123} \sigma_3$ is not an involution of a brane, as there are no three-dimensional solitonic branes in Type-II string theory. In this case, we can use the exchange symmetry between Q_1 and Q_2 to get another ansatz for Q_5 that might work. The same has to be done for Q_6 by utilizing the equation $\mu_{16} \equiv P_1 Q_6 Q_1 Q_4 = \pm 1$. If there are such glues, we have found a 3-charge configuration that exhibits local supersymmetry enhancement. Otherwise, we have to choose different glues Q_1 to Q_4 and start over.

Let us conclude this part with a remark on the definitions of μ_{ij} , demonstrated on μ_{23} . The indices fix the first two involutions of the product defining μ_{23} , P_2 and Q_3 . The other two glues are always on the other two sides of the triangle, that is the sides next to the main brane P_2 . To determine them in our notation system, we look at the main brane that is next to Q_3 , in our case P_1 , and take the other glue that is next to it, Q_1 . The fourth glue is on the last side of the triangle and right next to the starting main brane P_2 , in this example Q_5 . This can be understood best by retracing these steps in Figure 5 or

⁹A possible sign can be absorbed by the coefficient β_5 . Ultimately, the freedom on choosing the orientation of the branes will be controlled by the signs κ_i .

the left side of Figure 6 This simple procedure works for all μ_{ij} and is the only reason for the specific definitions of signs used in this paper. You could easily change this notation by using the symmetry between for example Q_1 and Q_2 and relabel the glues to end up with a different convention on the signs.

3.3 A Symmetry between main branes and glues

In the 2-charge case, we introduced a symmetry between main branes and glues in subsection 2.3. If there is a local supersymmetry enhancement between the main branes P_1 and P_2 when including the glues Q_1 and Q_2 , then the configuration with main branes Q_1 and Q_2 and glues P_1 and P_2 also exhibits local supersymmetry enhancement.

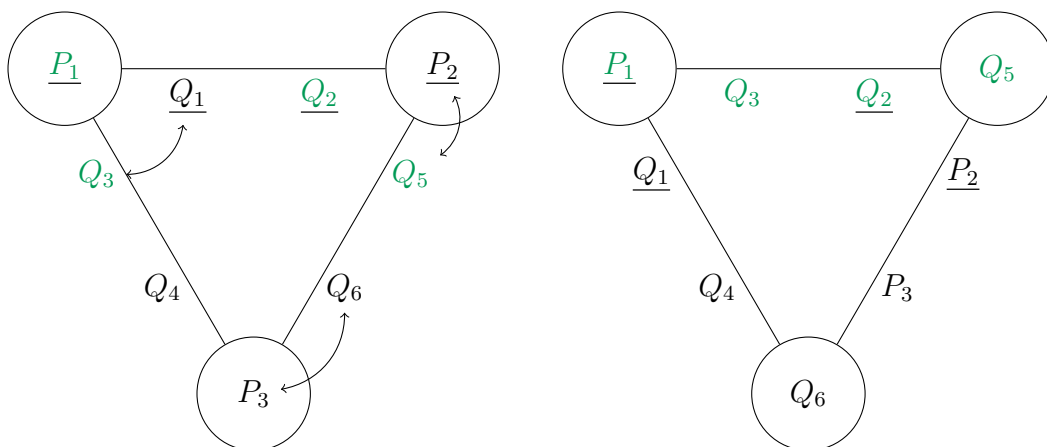


Figure 6: The left figure shows the three-charge configuration before the transformation, the right figure after. The arrows indicate which branes switch roles. The involutions in $\mu_{1,5} = P_1Q_2Q_3Q_5$ are highlighted in green and the involutions in $\eta_{12} = \underline{P_1Q_1Q_2P_2}$ are underlined to demonstrate the switch between η_{12} and $\mu_{1,5}$.

There is a similar symmetry in the 3-charge case. Let us take an LSE with main branes P_1 , P_2 and P_3 and glues Q_1 to Q_6 . The symmetry interchanges P_2 with Q_5 , P_3 with Q_6 and Q_1 with Q_3 (see Figure 6). To preserve local supersymmetry enhancement, we need a sign η'_{12} for the new configuration which includes both P_1 and Q_5 . This is μ_{15} . Furthermore, the new sign μ'_{15} now becomes η_{12} . The same thing happens for η_{13} and μ_{16} . We interchange the roles of η and μ . This is summarized in Figure 6.

To permute all main branes with glues simultaneously, we can apply the symmetry twice. Fix P_1 and permute P_2 with Q_5 , and P_3 with Q_6 as before. Afterwards we can fix for example the bottom main brane Q_6 and permute P_1 with Q_3 and Q_5 with Q_2 . The result is depicted in Figure 7. Both permutations combined result in a clockwise permutation of the main branes with the glues next to them.

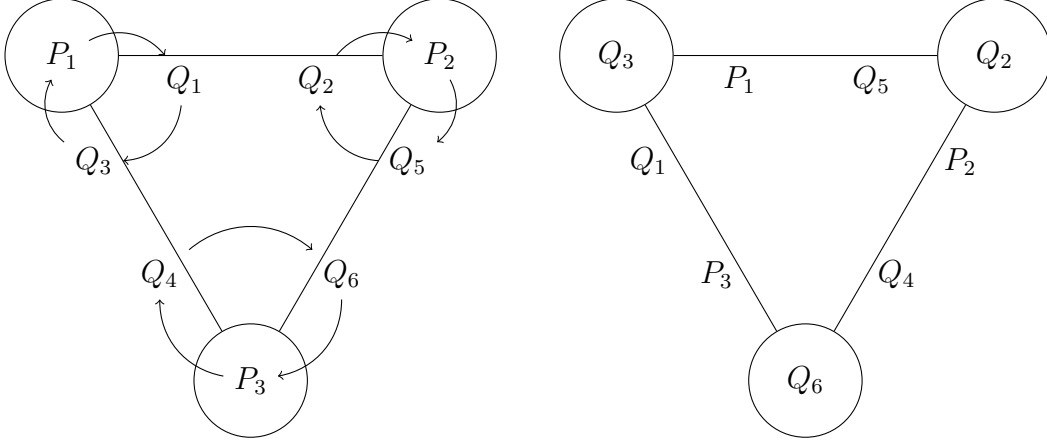


Figure 7: The left figure shows the three charge configuration before the transformation, the right figure after. The arrows indicate the permutations.

4 Three-charge systems: examples

In this Section, we discuss four different configurations that fit into the scheme presented in Section 3:

- D1-D5-P,
- NS5-D2-D6,
- D0-F1-D4 and
- D0-D4-F1.

4.1 D1-D5-P with internal dipoles

As a first example of supersymmetry enhancement for 3-charge configuration, consider the celebrated D1-D5-P system, on $T^4 \times S_y^1$. The circle S_y^1 is the usual common D1-D5-P direction, and we label the directions of T^4 by 1,2,3 and 4. The entropy of the black hole is captured, at leading order in the open-string picture, by the number of ways to partition the momentum along y into fractionated momentum quanta carried by an effective D1-D5 string [17].

Before we begin, our purpose here is not to take such a “Strominger-Vafa microstate” (represented by a long D1-D5 string configuration with left-moving momentum) and enhance locally its supersymmetries. As noted in the Introduction, this logic has been applied in [5] for Dijkgraaf-Verlinde-Verlinde (DVV) microstates, which backreact into a configuration with maximal local supersymmetry, called the supermaze. This logic worked there because the DVV microstates can be uplifted to a fractionated brane system – M2 branes fractionated into M2-strips between pairs of M5-branes (similar to Fig. 10) –

that carries integer-mode momenta. In the D1-D5-P frame however, the Strominger-Vafa microstates are essentially one very long effective D1-D5 string that winds $N_1 N_5$ times around the y circle; and the entropy comes from the fractionation of the momentum, in units of $1/N_1 N_5$.

Instead, our aim, at this stage, is to identify the ingredients (in terms of local brane charges) that would lead to a local supersymmetry enhancement (LSE) of a brane system with D1, D5 and momentum charges, up to 16 local supercharges. In particular, we would like to ask whether it is possible to enhance the local supersymmetries of the D1-D5-P system with only internal degrees of freedom as glues.

And the answer is yes. The option we present here involves the newly discovered D3-D3 glue as a glue in the two-charge D1-D5 subsystem. A possible projector associated to this LSE can be written as

$$\begin{aligned} \Pi \equiv \frac{1}{2} & (1 + \alpha_1 P_{D1_y} + \alpha_2 P_{D5_{y1234}} + \alpha_3 P_{P_y} \\ & + \beta_1 Q_{D3_{y12}} + \beta_2 Q_{D3_{y34}} \\ & + \beta_3 Q_{D1_1} + \beta_4 Q_{P_1} \\ & + \beta_5 Q_{D3_{134}} + \beta_6 Q_{F1_2}). \end{aligned} \quad (4.1)$$

This LSE corresponds to a triangular configuration and is illustrated in Figure 8.

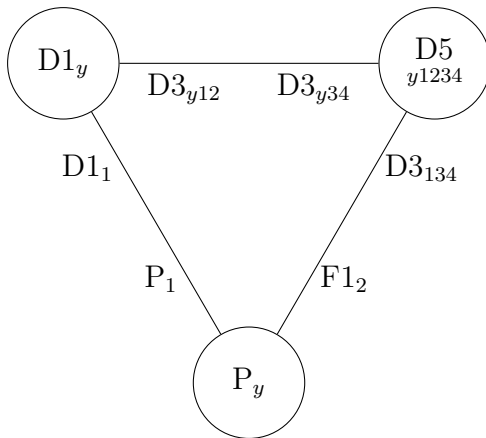


Figure 8: Graphical representation of a local supersymmetry enhancement of the D1-D5-P configuration with the respective glues.

As stated before, we are involving the orthogonal D3-D3 glues between the D1-D5 two-charge subsystem. Concerning the two-charge D1-P subsystem along y , the most natural LSE is to give the D1 a shape within T^4 , and make it independent of one of the light-like coordinates of y . This gives the $D1_1$ - P_1 glues, where the coordinate x^1 labels the extension of the D1 profile inside the T^4 . Lastly, a consistent way for a D5 brane to carry momentum along y that involves only internal excitations is to have positive and negative densities of orthogonal F1-D3 glues. This is very similar to the way the NS5 branes can

carry momentum along y using D0 and $D4_{1234}$ dipole charges as in [5, 7]. Note that in order to have a consistent LSE, the orthogonal F1-D3 glue cannot be a $F1_1$ - $D3_{234}$ glue, as the direction x^1 has been already used for the D1-P glue. Given the directions chosen for the glues between D1-D5 and D1-P, the only possibility between D5-P is to have the directions $F1_2$ - $D3_{134}$. Note also that this LSE of the D1-D5-P system with only internal excitations is S- and T-dual to the LSE of the F1-NS5-P system with internal excitations of [5] (the projector of the super-maze).

As a matter of fact, it was believed to be impossible to maximally enhance the local supersymmetries of the D1-D5-P system with only internal glues [42, 4]. The reason for this is that in [4], the authors succeeded in enhancing the D1-D5-P system up to 16 local supersymmetries, but they had to involve degrees of freedom on the \mathbb{R}^4 orthogonal to the $S_y^1 \times T^4$. Their method consisted in making a two-step supertube transition. First, the D1-P and the D5-P systems undergo separately a supertube transition, by taking both the same spiral shape in $S_y^1 \times \mathbb{R}^4$. Second, in order to glue the D1-P supertube with the D5-P supertube, one puffs out the D1-D5 spiral consistently with a KKM with momentum, which extends along a closed curve in $S_y^1 \times \mathbb{R}^4$, perpendicular to the D1-D5 spiral. The glues used in this two-step supertube transition exhibit some symmetry. However this symmetry is not that of the Triangle ansatz of Fig. 5. This is how our LSE in Fig. 8 can avoid the no-go, so that it involves only internal degrees of freedom.

4.2 NS5-D2-D6: combining two ways to generate entropy

In this subsection, we study the NS5-D2-D6 configuration inside $S_y^1 \times S_z^1 \times T_{1234}^4$. We label the three remaining \mathbb{R}^3 directions by x^7, x^8 and x^9 . The D6 extends along the whole torus and both circles, while the D2 only extends along the circles but is smeared along T_{1234}^4 . The NS5 extends along the torus and the first circle S_y^1 and is smeared along the second one S_z^1 . This is summarized in Table 2. If we considered also a momentum charge

	0	y	z	1	2	3	4	7	8	9
D2	-	-	-	~	~	~	~	.	.	.
D6	-	-	-	-	-	-	-	.	.	.
NS5	-	-	~	-	-	-	-	.	.	.

Table 2: Illustration of where the branes are extended along (-), smeared along (~) or are pointlike (.)

P along y , then the resulting brane system would give rise to a finite-size black hole in four dimensions. But without the momentum, the three brane species NS5, D2 and D6 all wrap S_y^1 , thus shrinking its size at the locus of the branes. As such, the resulting four-dimensional supergravity solution is a black hole with a horizon of vanishing area.

It is possible to enhance the supersymmetries of the three-charge system up to 16 supercharges. The configuration with the added glues is illustrated in Figure 9. The

resulting supersymmetry projector is

$$\begin{aligned}
\Pi \equiv \frac{1}{2} & (1 + \alpha_1 P_{\text{NS5}_{y1234}} + \alpha_2 P_{\text{D2}_{yz}} + \alpha_3 P_{\text{D6}_{yz1234}} \\
& + \beta_1 Q_{\text{NS5}_{yz234}} + \beta_2 Q_{\text{D2}_{y1}} \\
& + \beta_3 Q_{\text{KKM}_{yz134}} + \beta_4 Q_{\text{D4}_{y134}} \\
& + \beta_5 Q_{\text{D4}_{yz12}} + \beta_6 Q_{\text{D4}_{yz34}}).
\end{aligned} \tag{4.2}$$

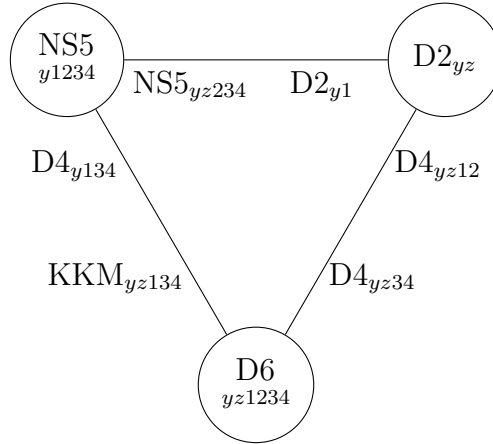


Figure 9: Graphical representation of a local supersymmetry enhancement of the NS5-D2-D6 configuration with the respective glues. Be aware that the glues between the NS5 and D6 on the left side of the triangle are arranged according to their interpretation in M-theory; to be consistent with the conventions in Section 3, one needs to switch the place of those two glues in the triangle diagram.

At zero string coupling, the NS5-D2-D6 and NS5-D2-D6-P configurations combine two different types of entropy generating fractionation. First, without the presence of the NS5 branes, the D2 branes are purely inside the D6 branes, and in particular share the common direction S_y^1 . Thus, this is dual to the D1-D5 system, and the open-string theory describes an effective long D2-D6 string of length $N_2 N_6$. Besides, in the presence of the NS5 branes, the N_2 D2 branes fractionate into $N_2 N_{\text{NS5}}$ D2 strips between the NS5 branes, as illustrated in Figure 10. As such, the microscopic entropy, that is proportional to $\sqrt{N_2 N_{\text{NS5}} N_6}$, results from the combination of the two above-mentioned fractionation effects [43] – one may think of it as coming from an effective D2-NS5-D6 string of length $N_2 N_{\text{NS5}} N_6$.

When one tunes the string coupling to slightly larger values, the branes start interacting. In particular, the D2 branes pull on the worldvolume of the NS5 branes, forming NS5-D2 furrows. This is the meaning of the NS5-D2 glue between the main NS5 and D2 charges (top side of the triangle in Fig. 9). On the right side of the triangle in Fig. 9, we would like to encode the fact that the D2 brane can consistently dilute inside the D6 brane; thus, we use the orthogonal D4-D4 glue between them.

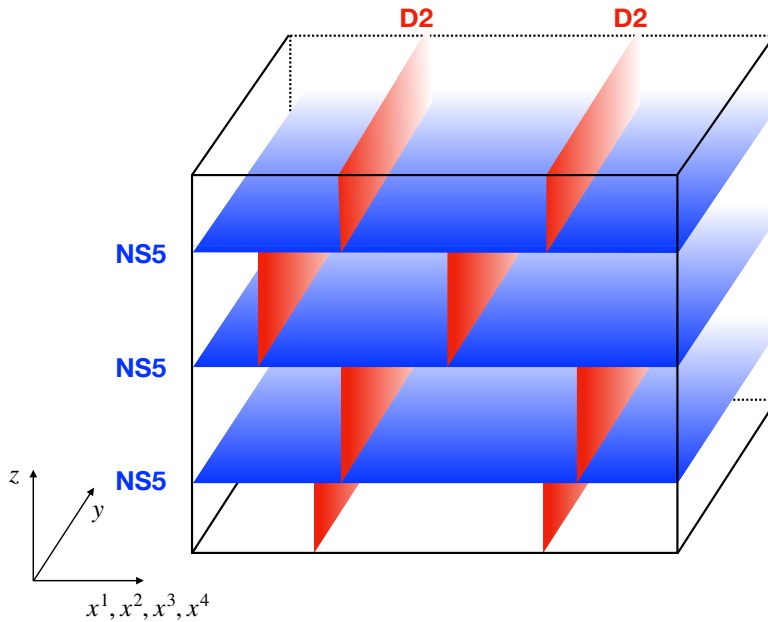


Figure 10: Fractionation of D2 branes between NS5 branes.

Finally, the only consistent way to complete the triangle diagram with glues on the left of Fig. 9 is to use the D4-KKM pair. Given the symmetries of the system, the special direction of the KKM should be x^2 , orthogonal to the D4 glue. In M theory, this LSE can be understood as

$$[\text{M5}_{y1234} \parallel \text{KKM}_{yz1234;11} (5)] \rightarrow (\text{M5}_{y13411}, \text{KKM}_{yz13411;2}) . \quad (4.3)$$

Without the presence of the glues, as one approaches the location of the branes in \mathbb{R}^3 , say $(x^7, x^8, x^9) = (0, 0, 0)$, the M-theory circle (parameterised by x^{11}) shrinks smoothly to a point. The addition of the $(\text{M5}_{y13411}, \text{KKM}_{yz13411;2})$ glue in (4.3) has the effect of modifying the original M5-KKM system in the (x^2, x^{11}) plane. Indeed, the projector of the bound state indicates that we are dealing locally with a pair of orthogonal KKM-M5 branes with 16 supersymmetries, in the directions

$$\text{KKM}_{yz1\hat{2}34;\hat{1}1} \perp \text{M5}_{y1\hat{1}134} , \quad (4.4)$$

where the coordinates $(\hat{x}^2, \hat{x}^{11})$ are a mixture of (x^2, x^{11}) . This is similar to the F1-P transition (2.24), where the $\text{F1}_y \parallel \text{P}_y$ system in the presence of the glues becomes $\text{F1}_{\hat{y}} \perp \text{P}_{\hat{\psi}}$, describing a F1 string along \hat{y} boosted along its orthogonal direction, $\hat{\psi}$.

One may not take (4.4) at face value, and interpret \hat{x}^{11} as a normal KKM special direction which shrinks smoothly to a point as one approaches $(x^7, x^8, x^9) = (0, 0, 0)$, since there is a M5-brane charge along \hat{x}^{11} . But the point we are making here is that the KKM-M5 system (4.4) extends along the $(\hat{x}^2, \hat{x}^{11})$ directions, which make an angle, α , with (x^2, x^{11}) . And the brane densities in the Type IIA system depend on this angle.

Thus, making the angle vary in space in the M-theory picture means that in Type IIA, one makes the brane densities depend on the spatial coordinates. The quantity of the local charge of the three pairs of glue can be regarded as a response to the quantity of local densities of the main branes as a function of the internal coordinates, following the equations (3.6).

4.3 D0-F1-D4 and supertubes ending on branes

As the third example of a three-charge configuration, we examine the D0-F1-D4 system. Consider Type IIA theory on $T^4 \times S_z^1$, where the T^4 is labeled by the directions (1, 2, 3, 4). As represented by Figure 11, the three charges that define the black-hole solution consist of D0 branes smeared along $T^4 \times S_z^1$, F1 strings wrapped along z and smeared along T^4 , and D4 branes wrapped along T^4 and smeared on S_z^1 . After dimensional reduction, it is a five-dimensional black-hole solution with a finite horizon area. We would like to find a local supersymmetry enhancement (LSE) of this three-charge system with all the glues along the internal directions.

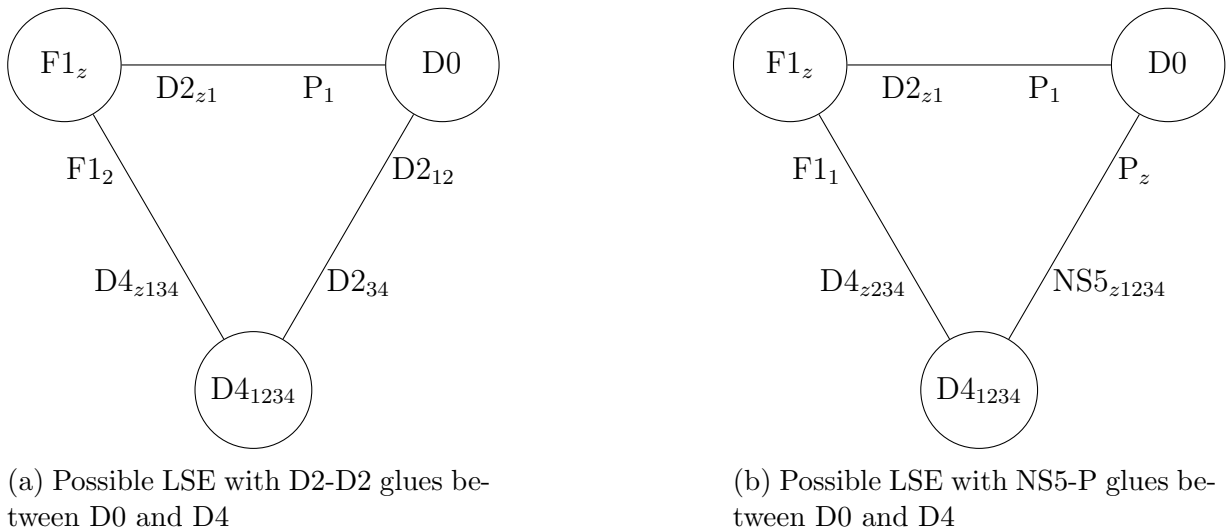


Figure 11: Graphical representations of two possible local supersymmetry enhancements (LSE) of the D0-F1-D4 configuration with the respective glues.

An interesting feature about this system is that its microstructure combines two supersymmetry enhancement effects; as such, the overall degeneracy of the three-charge brane system would result from the combination of two types of two-charge brane degeneracies. Namely, this 3-charge configuration combines the effects of a D0-F1 supertube transition with those of a F1-D4 Callan-Maldacena transition. On the one hand, the interaction between a fundamental string $F1_z$ with a constant D0 charge combines into a D2-P supertube of arbitrary shape, see Section 2.4 and eq. (2.19). In terms of coordinates, we choose to form the supertube using the T^4 directions, say a $D2_{z1}$ brane stabilized by a

momentum P_1 . On the other hand, the interaction between a fundamental string $F1_z$ and $D4_{1234}$ brane results in the formation of a D4-F1 Callan-Maldacena (or BIon) spike.

In a nutshell, one expects the microstructure in the D0-F1-D4 frame to combine the supertube and BIon spike effects, but it is not known in the literature if this combination is possible. We argue that if it is possible, then the resulting microstructure should have 16 local supersymmetries. And within the triangle ansatz, this means that we must fix the type of glues between the F1 and the D0 main branes (top side of the triangles in the Figures of 11), as well as that between the F1 and D4 main branes (left side of the triangles in the Figures of 11).

There are two consistent possibilities to complete the glues on the right side of the triangle, in Figure 11. The difference between the two lies in whether the ‘radial’ direction of the Callan-Maldacena (CM) spikes is the direction of the supertube profile (Figure 11b) or not (Figure 11a). Note that the possible glues on the right side of the triangle are not of the same nature.

Understanding how the microstructure can be geometrically realised in both possibilities in Fig. 11 is beyond the scope of this paper. However, we may have an interpretation. At zero string coupling, one deals with fractionated F1-D0 rods between D4 branes. When one starts increasing the coupling, the F1 pulls the worldvolume of the D4, but at the same time, it induces a D2-P supertube with the D0 charge. For the LSE of Fig. 11a, the radial direction of the CM spike (x^2) is orthogonal to the supertube profile (along x^1). So instead of a F1 rod pulling the worldvolume of the D4 in the shape of a spike, one has rather a D2-P supertube (with F1 charge) pulling on the D4 – the resulting D4 worldvolume makes a hole of the shape of the D2-P supertube in the region between two layers of D4 branes (in the z axis). Then, the D0 charge of the supertube dissolves into the D4 worldvolume with a D2-D2 dipole charge around it.

But for the LSE of Fig. 11b, the radial direction of the CM spike (x^1) is parallel to the would-be supertube profile (along x^1). Thus, the D2-P glue between the F1 and D0 main branes may not be interpreted as the emergence of a D2-P supertube along a closed profile, along x^1 . Instead, a better way to understand the LSE is in M theory, see Figure 12.

In Fig. 12, we recognise the brane composition of a ‘supermaze’ [5]. Without the momentum charge, P_{11} , the projector associated to the diagram describes the backreaction of fractionated M2 strips inside M5 branes. The result of the backreaction is similar to a collection of F1-D4 Callan-Maldacena spikes, but has a common direction, x^{11} , so it is rather a collection of M2-M5 furrows. This collection of furrows has the shape of a maze in the (x^{11}, x^1) plane, hence the name “supermaze”. Putting the momentum charge P_{11} back, the entire triangle diagram of Fig. 12 describes how this supermaze carries momentum consistently along x^{11} . Performing the dimensional reduction along x^{11} , one recovers the LSE diagram of Figure 11b. Therefore, the geometric interpretation of this LSE is about the way for a F1-D4 supermaze to consistently carry a D0 charge along its worldvolume.

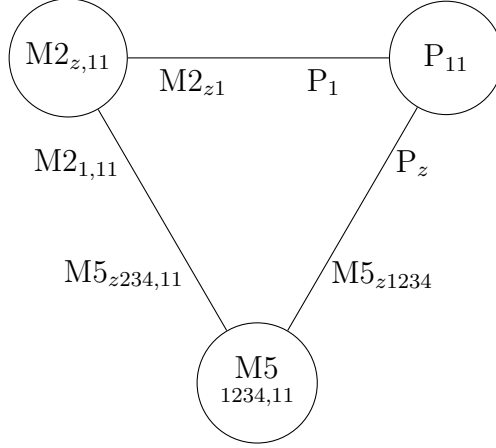


Figure 12: M-Theory uplift of the F1-D0-D4 configuration in Fig. 11b. The M-theory direction is x^{11} .

Finally, let us notice that one can perform the dimensional reduction along the M2 direction, z , and then relabel the direction x^{11} by z : One gets the diagram in Fig. 13b. This describes the LSE of an NS5-F1-P system along z , see also [5]. It has a close relationship with the F1-D0-D4 system of 11b. Namely, Fig. 13b can be engineered from 11b thanks to the main-branes/dipoles symmetry of Figure 6, see Fig. 13a. This is a nice illustration of the discussion in subsection 3.3.

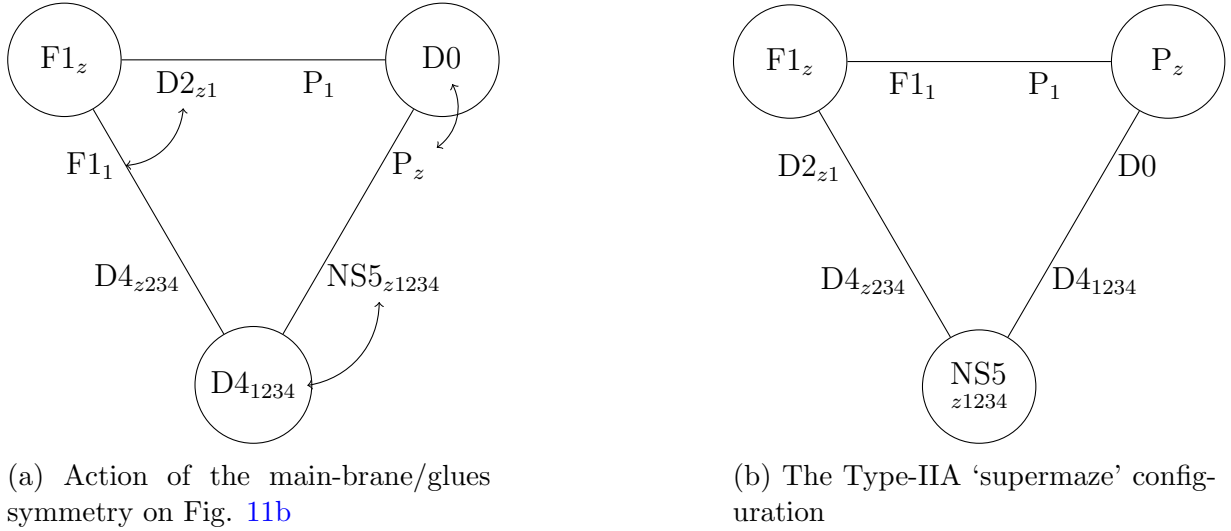
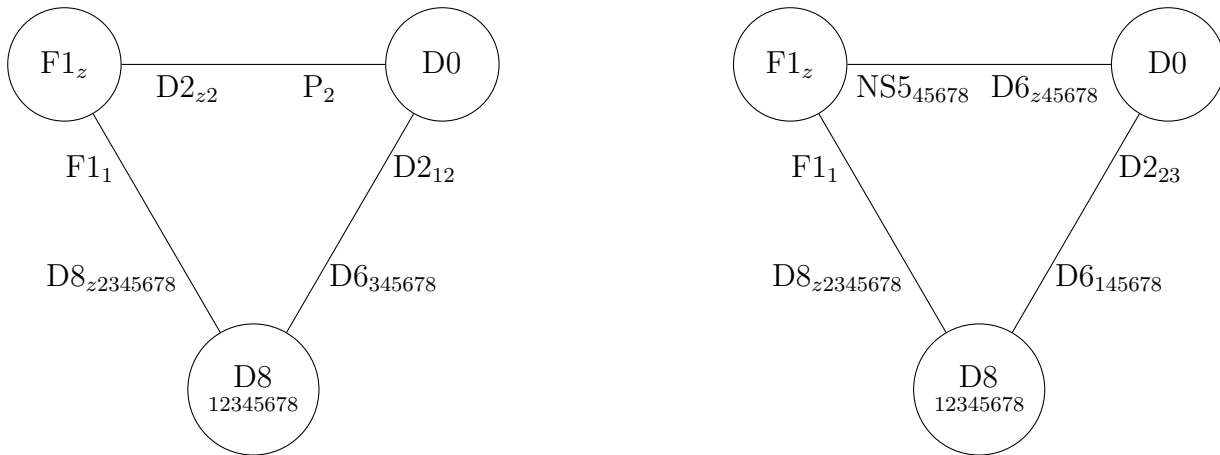


Figure 13: Using the symmetry between main branes and glues (see Figure 6), illustrated in Fig. 13a by the arrows, we can generate the Type-IIA supermaze diagram 13b.

4.4 D0-D8-F1 and the Hanany-Witten effect

We illustrate now the possibility to have a three-charge LSE involving two 1/4-BPS standard brane intersections and one 1/4-BPS non-standard one, namely the D0-D8 intersection. The previous examples involved only standard brane intersections.

The system we consider is a D0-D8-F1 system, with the F1, along z , perpendicular to the D8, spanning along the directions 12345678. Figures 14a and 14b represent two possible three-charge LSE.



(a) LSE with D2-P glue between F1-D0.

(b) LSE with NS5-D6 glue between F1-D0.

Figure 14: Graphical representation of a local supersymmetry enhancement of the NS5-D2-D6 configuration with the respective glues.

The possibility of a LSE for the D0-D8-F1 main branes suggests the existence of a local or zoom-in description of the Hanany-Witten effect, in the same way that the LSE of the F1-D3 main branes reveals a local description of a fundamental string ending on a D3 brane in terms of a Callan-Maldacena spike, when the string coupling, g_s , is weak but non vanishing. The Hanany-Witten effect [44] for the D0-D8 system [45, 46] is the fact that moving a D0 brane across a D8 brane creates a F1 string stretching between the two, see Figure 15a. (Or equivalently, moving a D0 brane away from a D8 brane in either sides creates a F1 string of half-unit charge.) The resulting F1 string has a net charge (and not a dipole charge), so it should be considered as a main brane. Thus, the D0-D8 Hanany-Witten effect would involve three main branes.

Only one of the two possible LSEs in Fig. 14 (at most) can describe the physics of the D0-D8-F1 Hanany-Witten effect. In either of the two cases, we expect the resulting 16-local-supersymmetries bound state, which has the topology of an eight-dimensional plane, to take the shape of Fig. 15b when the branes start interacting. Each value of z makes a slice of a seven-dimensional manifold, X_7 , parameterised by the coordinates (x^2, \dots, x^8) and with the topology of a seven-sphere, S^7 . Close to the D8-F1 transition region, the

F1 pulls into the D8, forming a D8-F1 Callan-Maldacena-type eight-dimensional spike (2.26). Without entering into the details, the LSE of Fig. 14a seems incompatible with the shape of Fig. 15b. One expects indeed to have the maximum of the D0 charge at the right extremity of Fig. 15b, but the properties of the D2-P supertube would mean that the size of X_7 would have to blow up in that region.

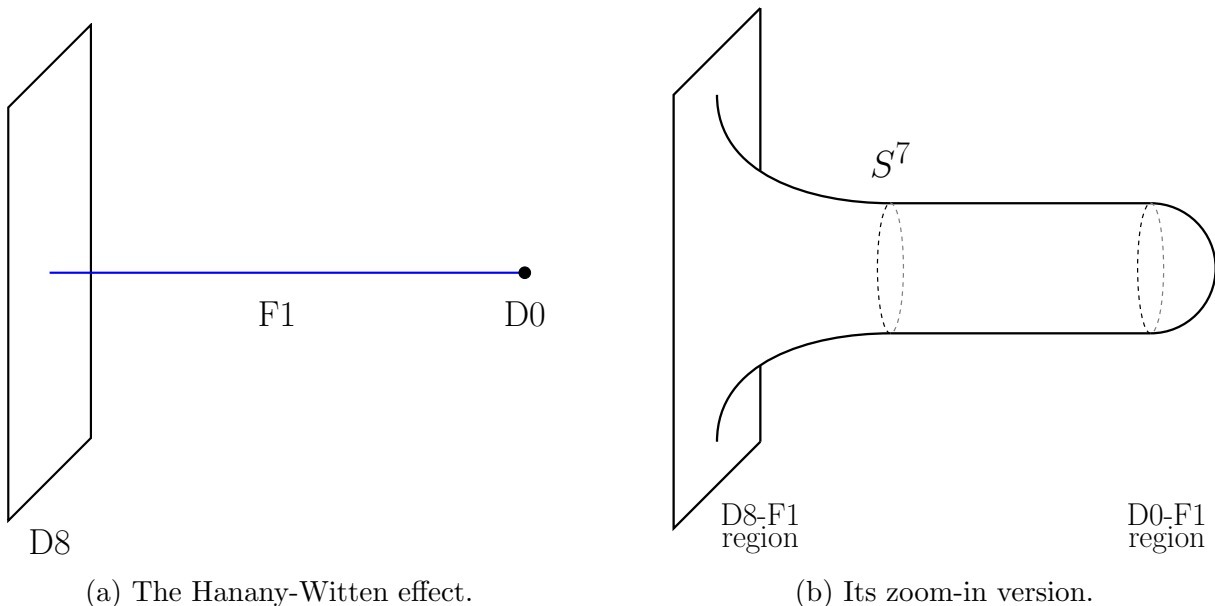


Figure 15: The Hanany-Witten effect for the D0-D8 system at zero string coupling (left), and a schematic depiction of its backreaction when g_s increases and the branes start interacting (right).

Fig. 15b is reminiscent of microscopic descriptions of the Hanany-Witten effect in the literature [47, 48], in other duality frames. It will be interesting to check whether such description of the Hanany-Witten effect in the D0-D8 frame would exhibit the local brane densities of Fig. 14b. We will leave it for a future endeavour.

5 Summary and Conclusion

The main focus of this paper is about the concept of local supersymmetries. In a given duality frame (where one measures non-vanishing global charges of some brane species), local supersymmetries reveal the geometric shapes and brane densities of microstructures that can be realised in that duality frame. This notion tells us about how branes of different species can interact and backreact on one another,¹⁰ and is particularly relevant when one looks for the local brane composition of pure microstates of BPS black holes.

¹⁰By backreaction, we mean for example that a F1 string ending on a D3 brane backreacts into a D3-F1 Callan-Maldacena spike.

First, in Section 2, we performed a comprehensive characterisation of all possible local supersymmetries in all Type II string-theory 1/4-BPS backgrounds. The 1/4-BPS backgrounds consist of all possible brane intersections – branes within branes, branes intersecting branes, and branes ending on branes – and are not only relevant in the study of BPS black holes (‘standard’ brane intersections), but also of BPS domain walls (‘non-standard’ brane intersections).

The way to quickly read our numerous tables characterising the possible dipole charges (or *glues*) allowed in every 1/4-BPS brane-intersection background is the following. Step one, find the desired 1/4-BPS system in the two ‘duality maps’: Figure 1 for ‘standard’ brane intersections and Figure 2 for ‘non-standard’ brane intersections. Step two, go to Appendix A, and all the possible glues are listed below the name of each 1/4-BPS backgrounds.

For a number of possibilities for local supersymmetry enhancement (LSE), we know a physical realisation. They are summarised in Section 2.4.

Then, in Section 3 and 4, we used these possible local supersymmetry enhancements of 1/4-BPS systems as the building blocks for studying three-charge, 1/8-BPS configurations. In particular, we derived in Section 3 necessary and sufficient conditions for an LSE to be realised for 1/8-BPS systems, within their most natural Ansatz, the ‘Triangle Ansatz’.

In Section 4, this technology enabled us to reveal the possible local brane composition of the microstructure of pure black-hole microstates of 1/8-BPS black holes. For this, we studied the examples of D1-D5-P, NS5-D2-D6 and D0-F1-D4 systems, for which we locally enhanced the supersymmetries up to 16 supercharges. Our results suggest that pure microstates in these three systems can carry internal microstructure. Besides, local supersymmetry enhancement is compatible with combining different brane-interaction effects which generate the black-hole entropy – especially in the NS5-D2-D6 and D0-F1-D4 systems. Furthermore, on the non-standard brane intersection side, we found a three-charge local supersymmetry enhancement that may describe the zoom-in picture of the Hanany-Witten effect for the D0-D8 system.

Let us end this paper with some thoughts about the distinction between internal and external microstructures. Following the discussion in Section 2.5, in all 1/4-BPS frames, there are glues corresponding to internal and external degrees of freedoms. A natural question is whether the two-charge and three-charge black-hole entropy comes from only internal degrees of freedom, from only external degrees of freedom, or from both.

With some exceptions [39, 5], the bulk of the effort in the Fuzzball programme has mainly focused on external microstructures, coming from the puffing out of the D1-D5 system with a KKM-P dipole (*e.g.* [28, 4, 15]). But recent works indicate that the locally 1/2-BPS states with external microstructures should not be thought as the microstates of the black hole, but rather “BPS stars” [49, 50], because their typical extension is parametrically larger than the horizon scale. This would mean, in our language, that the ‘microstates’ which involve KKM-P-type degrees of freedom are not the typical microstates

of the D1-D5 black hole.

This work provides a language, in terms of glues, for describing external and internal microstructure. We hope that this language will clarify what degrees of freedom contribute to the black-hole entropy, and what degrees of freedom constitute typical black-hole microstates.

Finally, we would like to point out that our results may predict the existence of a new type of (internal) microstructure, namely the D2-D2 glues inside the D0-D4 system. If this D2-D2 glue really exists as a dipolar degree of freedom on top of a D0-D4 background, then these degrees of freedom should be mapped to those of the D0-D4 instanton (see *e.g.* [51–54] for reviews). In fact, this very type of microstructure is responsible for the LSE in the D1-D5-P frame, by taking the avatar of a D3-D3 glue between the D1 and D5 main brane charges. It is unclear why the black-hole entropy in the D1-D5-P frame [16,17] comes from momentum-type fractionation, while the entropy in the F1-NS5-P [18] frame or in the M5-M5-M5-P [19] frame is due to the interaction of orthogonal branes. Perhaps these D3-D3 glues are dipoles which carry degrees of freedom corresponding to fractionated D1 charges inside the D5 worldvolume, and if so, this would be an important piece of data for answering the above puzzle.

Acknowledgements: We would like to thank Iosif Bena, Emil Martinec, Samir Mathur and Masaki Shigemori for useful discussions. The work of YL is supported by the German Research Foundation through a German-Israeli Project Cooperation (DIP) grant "Holography and the Swampland".

A The building blocks along the Duality Map

A.1 P - Dp and F1 - Dq configurations

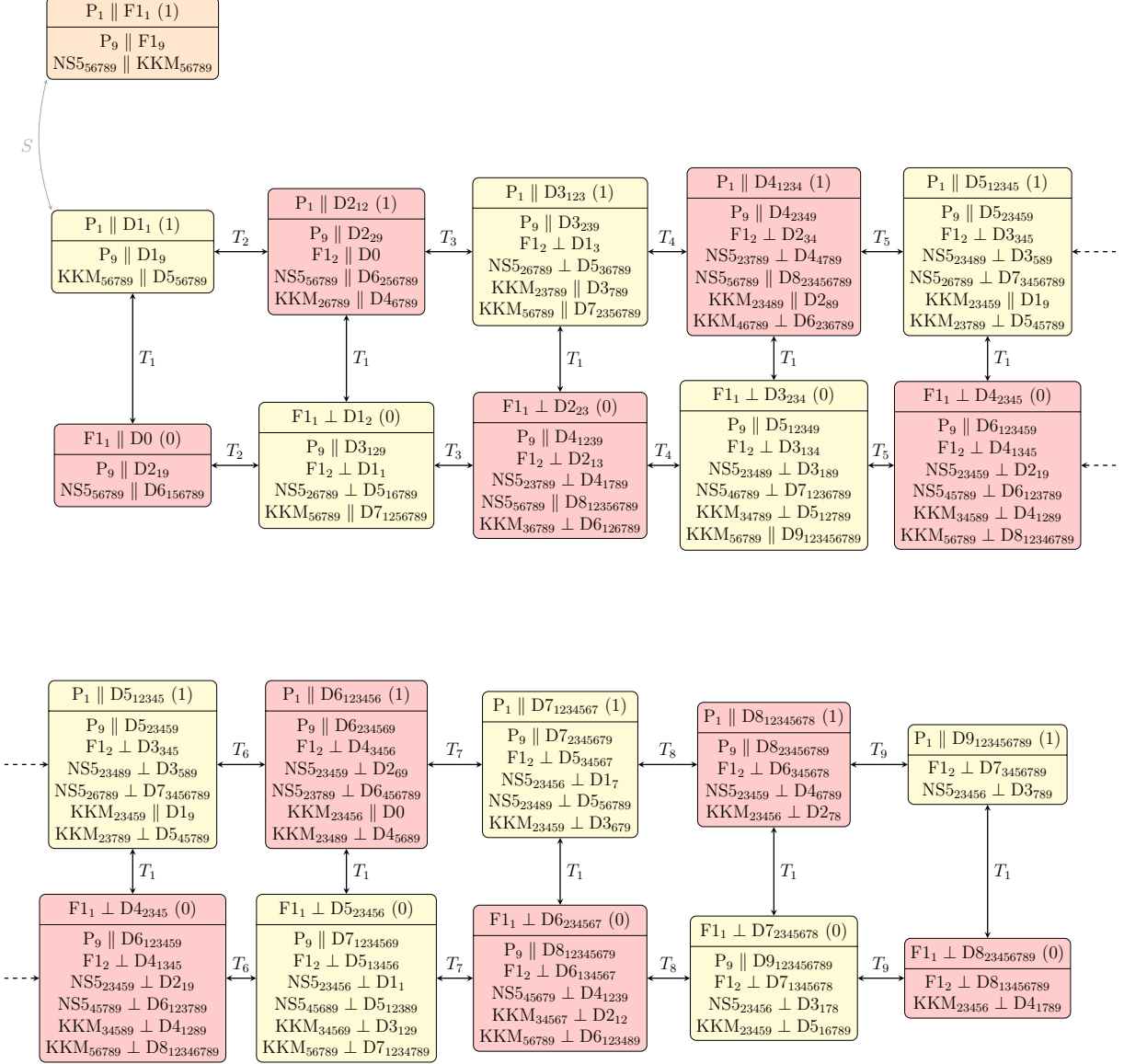


Figure 16: Possible local supersymmetry enhancements of P-Dp and F1-Dq standard configurations. For details on colouring and notation, we refer to the text, especially the segment on notation 2.1.

A.2 Dp - Dq configurations

See Fig. 17.

A.3 Dp - NS5 and Dq - KKM configurations

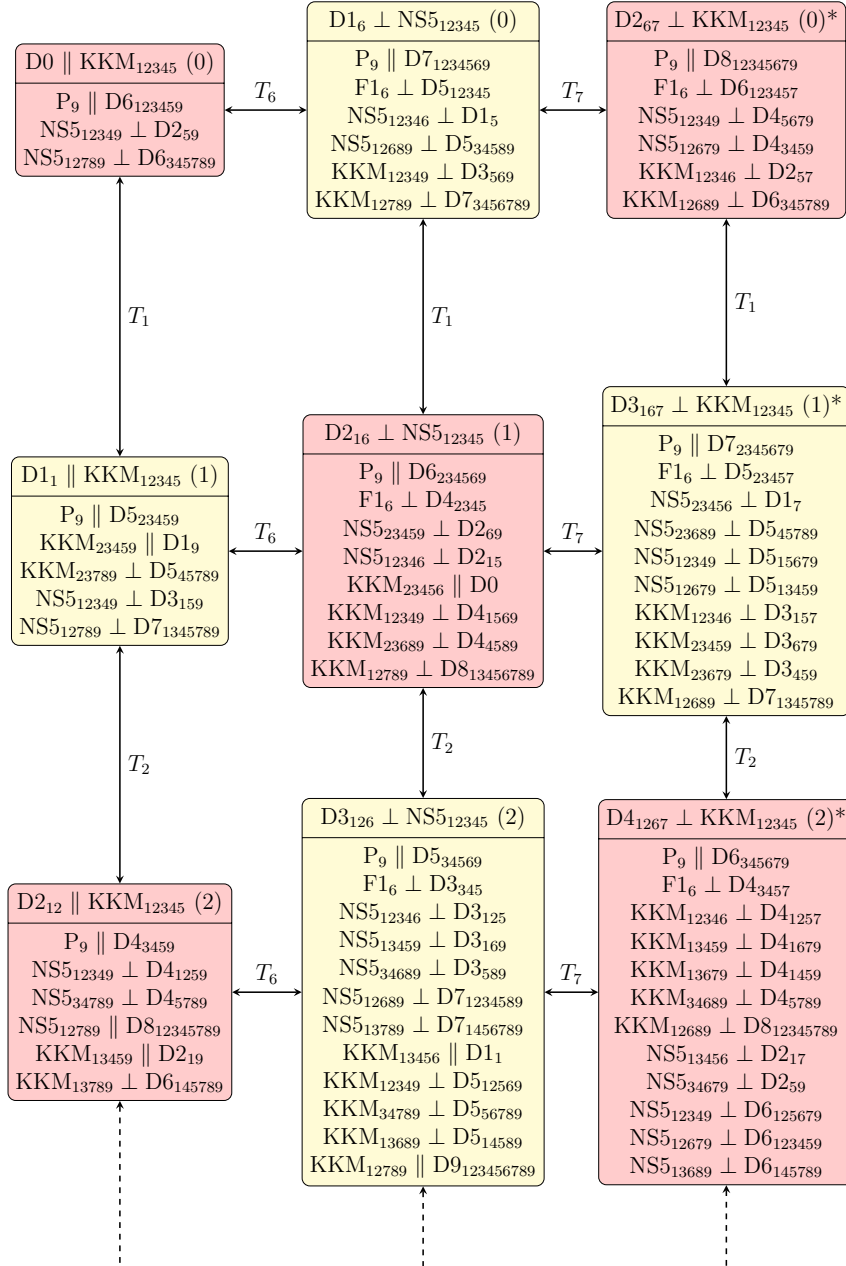


Figure 18: Possible local supersymmetry enhancements of Dp-NS5 and Dq-KKM standard configurations (first part). For details on colouring and notation, we refer to the text, especially the segment on notation 2.1.

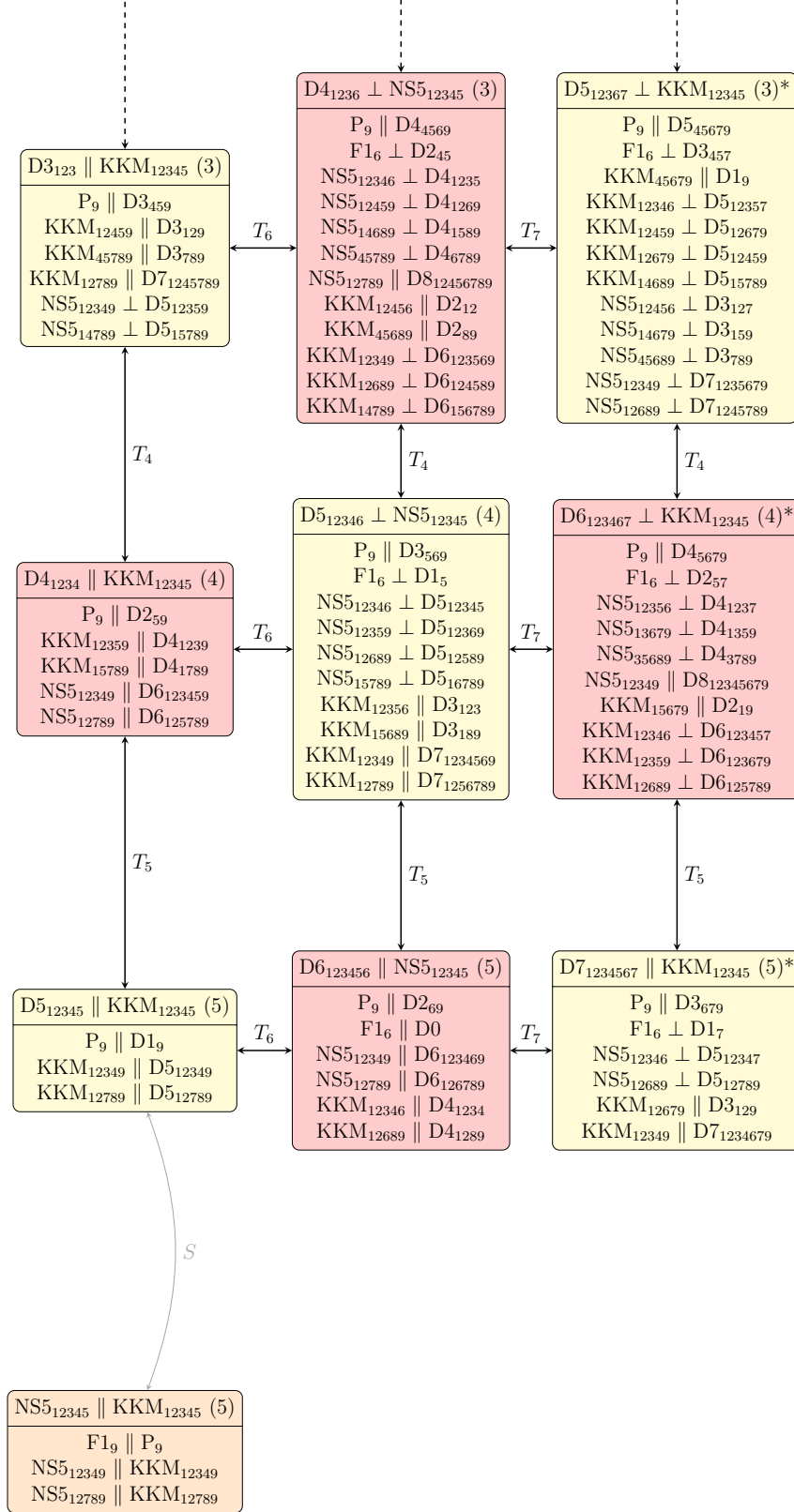


Figure 19: Possible local supersymmetry enhancements of Dp -NS5 and Dq -KKM standard configurations (second part). For details on colouring and notation, we refer to the text, especially the segment on notation 2.1.

A.4 P/F1 - NS5/KKM configurations

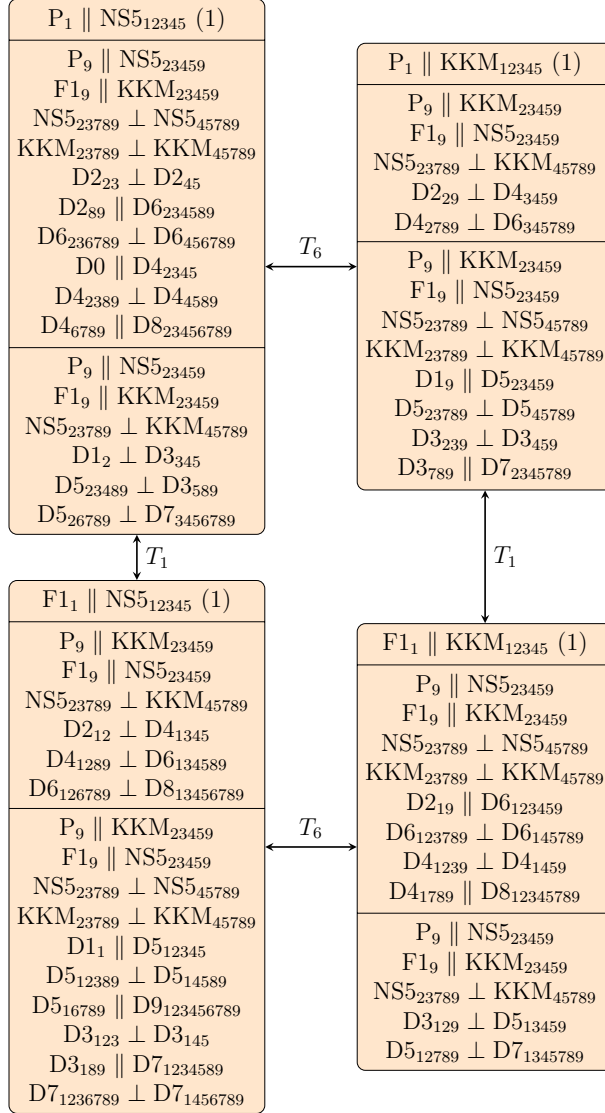


Figure 20: Possible local supersymmetry enhancements of P/F1-NS5/KKM standard configurations. For details on colouring and notation, we refer to the text, especially the segment on notation 2.1.

A.5 NS5/KKM - NS5/KKM configurations

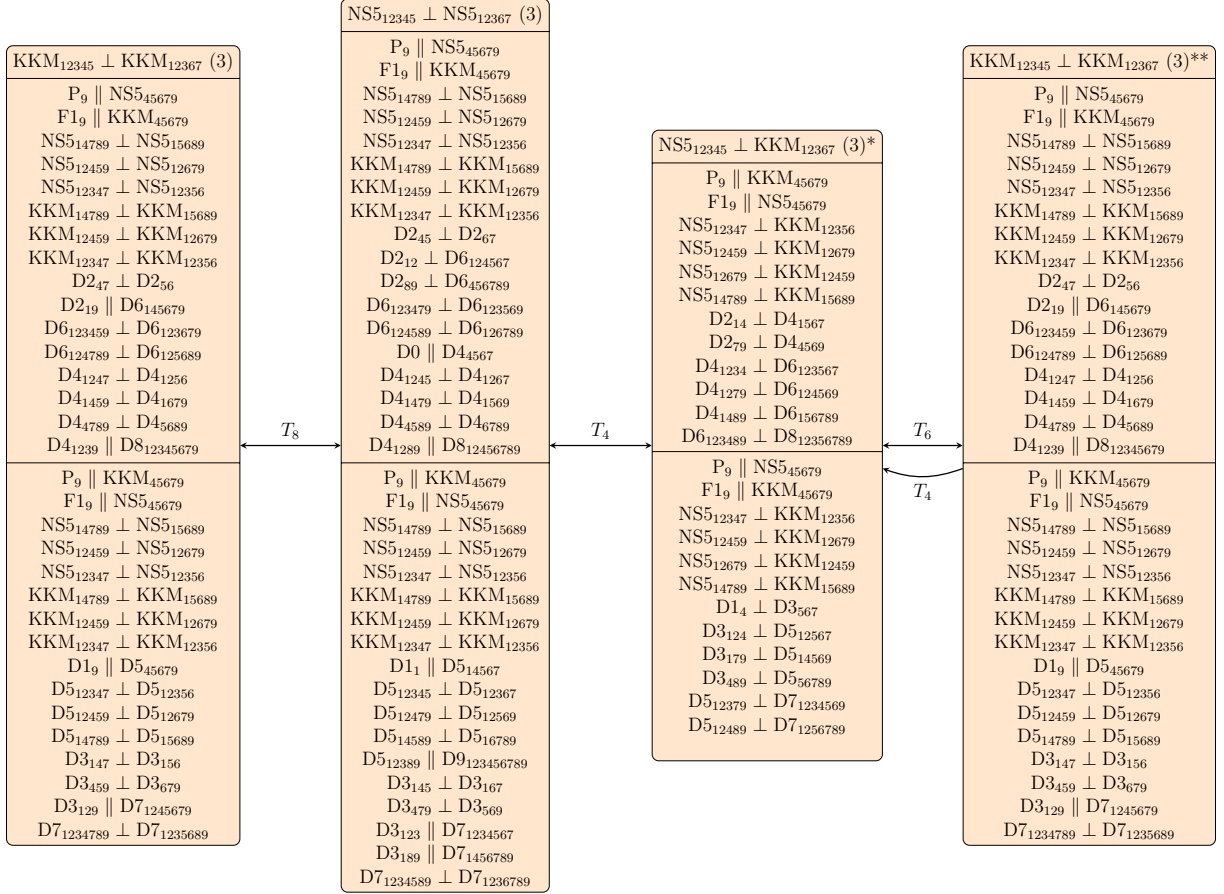


Figure 21: Possible local supersymmetry enhancements of NS5/KKM-NS5/KKM standard configurations. For details on colouring and notation, we refer to the text, especially the segment on notation 2.1.

A.6 Dp - Dq non-standard configurations

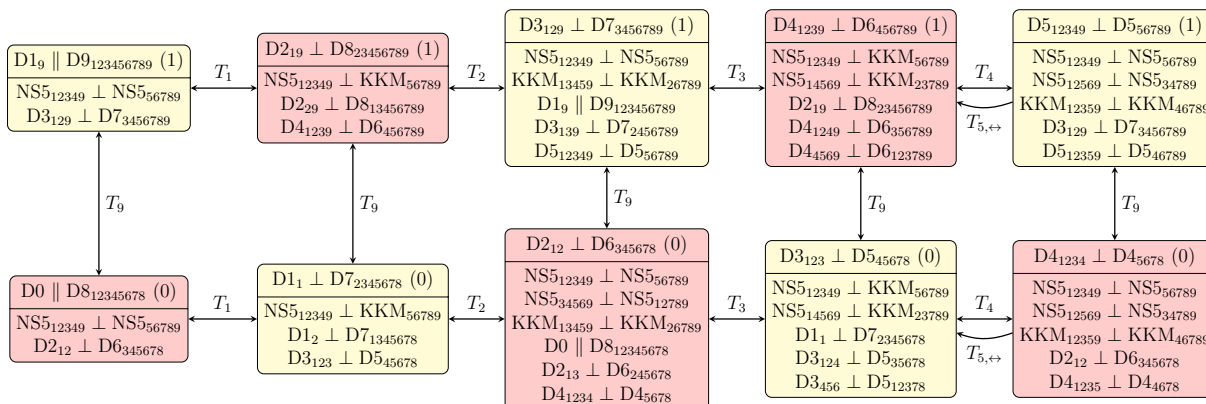


Figure 22: Possible local supersymmetry enhancements of Dp - Dq non-standard configurations. For details on colouring and notation, we refer to the text, especially the segment on notation 2.1.

A.7 NS5/KKM - NS5/KKM non-standard configurations

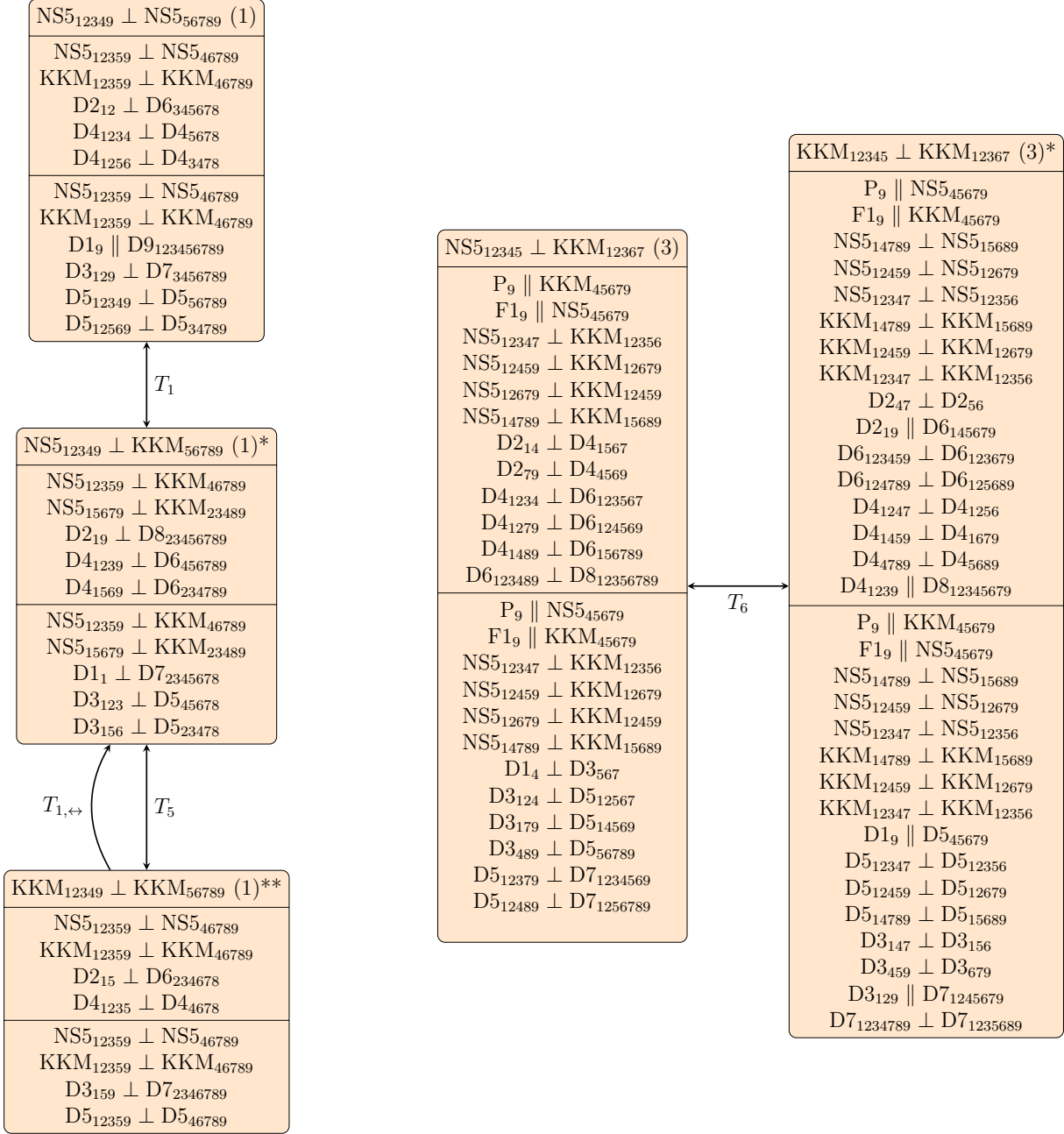


Figure 23: Possible local supersymmetry enhancements of NS5/KKM-NS5/KKM non-standard configurations. For details on colouring and notation, we refer to the text, especially the segment on notation 2.1.

A.8 Dp - NS5 and Dq - KKM non-standard configurations

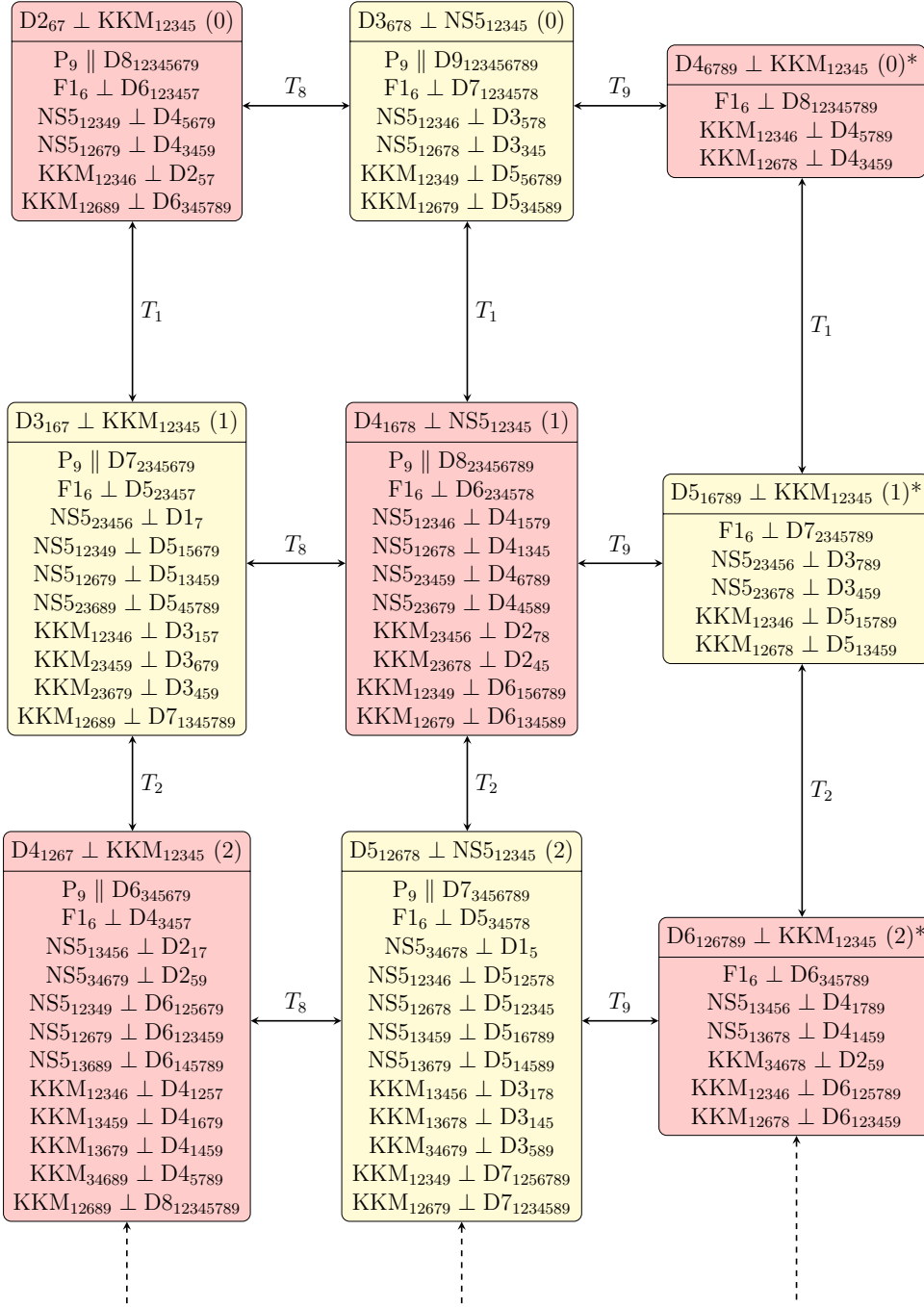


Figure 24: Possible local supersymmetry enhancements of Dp-NS5 and Dq-KKM non-standard configurations (first part). For details on colouring and notation, we refer to the text, especially the segment on notation 2.1.

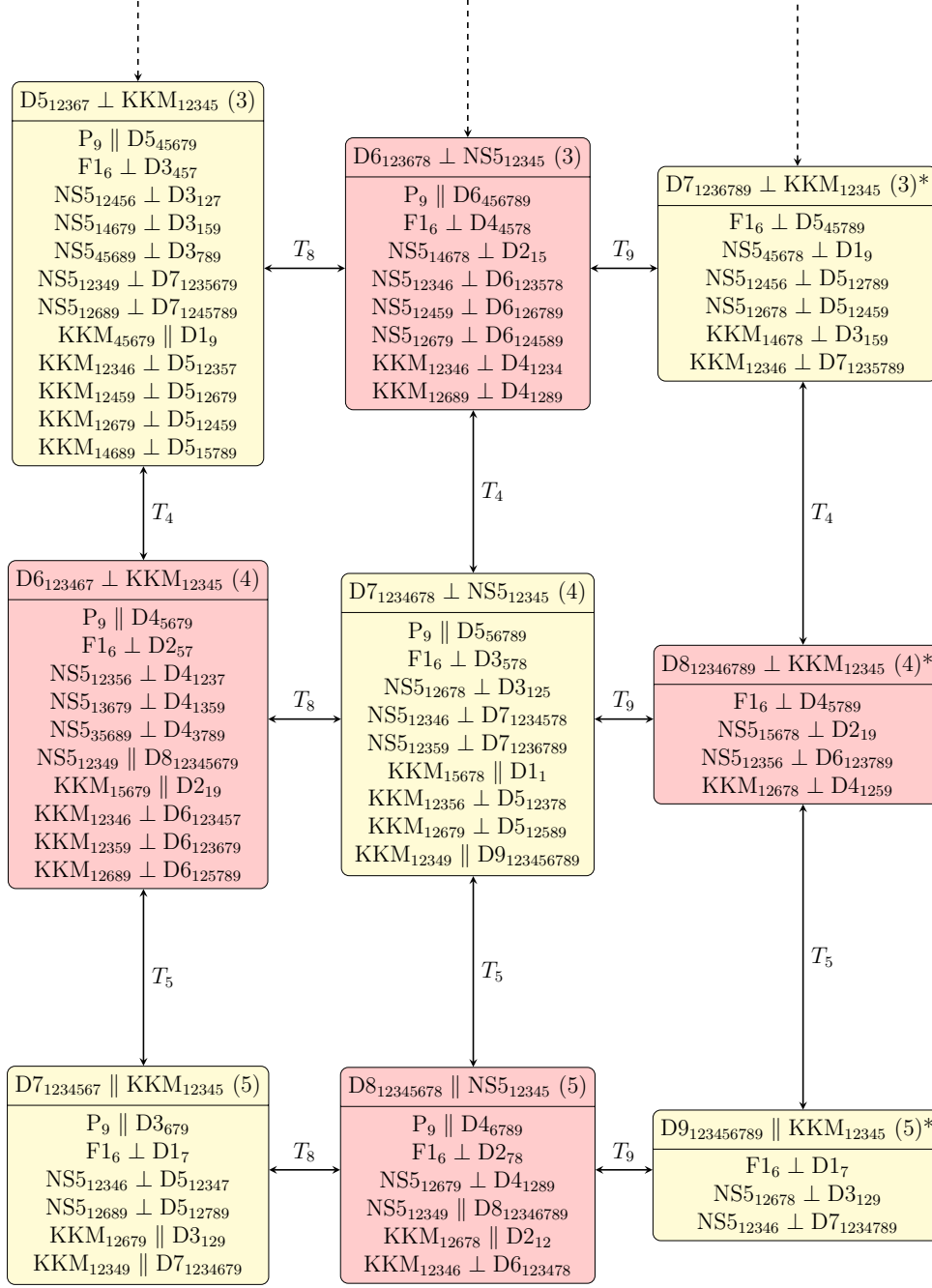


Figure 25: Possible local supersymmetry enhancements of Dp -NS5 and Dq -KKM non-standard configurations (second part). For details on colouring and notation, we refer to the text, especially the segment on notation 2.1.

B Projectors and involutions for branes

Here, we give a short list of the involutions inside the supersymmetry projectors for the different types of branes. They were originally derived in [55, 24, 41]. The involutions for branes in M-theory are given by:

$$P_P = \Gamma^{01}, \quad P_{M2} = \Gamma^{012}, \quad P_{M5} = \Gamma^{012345}, \quad P_{KKM(123456;7)} = \Gamma^{0123456}. \quad (\text{B.1})$$

The involutions for the branes in Type-II string theory are given in the tables below.

Involutions P	Standard Branes	Defect Branes	Domain Walls
Γ^{01}	P(1)	$0_4^{(1,6)}(, 234567, 1)$	
$\Gamma^{01}\sigma_3$	F1(1)	$1_4^6(1, 234567)$	
Γ^{012345}	NS5(12345)	$5_2^2(12345, 89)$ $5_2^4(12345, 6789)$	$5_4^3(12345, 789)$ $3_4^{(2,3)}(123, 789, 45)$ $1_4^{(4,3)}(1, 789, 2345)$
$\Gamma^{012345}\sigma_3$	KKM(12345)	$5_2^3(12345, 789)$	$4_4^{(1,3)}(1234, 789, 5)$ $2_4^{(3,3)}(12, 789, 345)$ $0_4^{(5,3)}(, 789, 12345)$

Table 3: Involutions inside the supersymmetry projectors for different standard branes, exotic branes and domain walls in Type-IIA string theory.

Involutions P	Standard Branes	Defect Branes	Domain Walls
Γ^{01}	P(1)	$0_4^{(1,6)}(, 234567, 1)$	
$\Gamma^{01}\sigma_3$	F1(1)	$1_4^6(1, 234567)$	
Γ^{012345}	KKM(12345)	$5_2^3(12345, 789)$	$5_4^3(12345, 789)$ $3_4^{(2,3)}(123, 789, 45)$ $1_4^{(4,3)}(1, 789, 2345)$
$\Gamma^{012345}\sigma_3$	NS5(12345)	$5_2^2(12345, 89)$ $5_2^4(12345, 6789)$	$4_4^{(1,3)}(1234, 789, 5)$ $2_4^{(3,3)}(12, 789, 345)$ $0_4^{(5,3)}(, 789, 12345)$

Table 4: Involutions inside the supersymmetry projectors for different standard branes, exotic branes and domain walls in Type-IIB string theory.

Involutions P	Standard Branes	Defect Branes	Domain Walls
$\Gamma^0 i\sigma_2$	D0	$0_3^7(, 1234567)$	
$\Gamma^{01} \sigma_1$	D1(1)	$1_3^6(1, 234567)$	$0_3^{(1,7)}(, 1234567, 8)$
$\Gamma^{012} \sigma_1$	D2(12)	$2_3^5(12, 34567)$	$1_3^{(1,6)}(1, 234567, 8)$
$\Gamma^{0123} i\sigma_2$	D3(123)	$3_3^4(123, 4567)$	$2_3^{(1,5)}(12, 34567, 8)$
$\Gamma^{01234} i\sigma_2$	D4(1234)	$4_3^3(1234, 567)$	$3_3^{(1,4)}(123, 4567, 8)$
$\Gamma^{012345} \sigma_1$	D5(12345)	$5_3^2(12345, 67)$	$4_3^{(1,3)}(1234, 567, 8)$
$\Gamma^{0123456} \sigma_1$	D6(123456)	$6_3^1(123456, 7)$	$5_3^{(1,2)}(12345, 67, 8)$
$\Gamma^{01234567} i\sigma_2$	D7(1234567)	$7_3(1234567)$	$6_3^{(1,1)}(123456, 7, 8)$
$\Gamma^{012345678} i\sigma_2$	D8(12345678)		$7_3^{(1,0)}(1234567, , 8)$
$\Gamma^{0123456789} \sigma_1$	D9(123456789)		

Table 5: Involutions inside the supersymmetry projectors for different D-branes, defect branes and domain walls in Type-II string theory.

References

- [1] G. Papadopoulos and P. K. Townsend, *Intersecting M-branes*, *Phys. Lett. B* **380** (1996) 273 [[hep-th/9603087](#)].
- [2] A. A. Tseytlin, *Harmonic superpositions of M-branes*, *Nucl. Phys. B* **475** (1996) 149 [[hep-th/9604035](#)].
- [3] J. P. Gauntlett, D. A. Kastor and J. H. Traschen, *Overlapping branes in M theory*, *Nucl. Phys. B* **478** (1996) 544 [[hep-th/9604179](#)].
- [4] I. Bena, J. de Boer, M. Shigemori and N. P. Warner, *Double, Double Supertube Bubble*, *JHEP* **10** (2011) 116 [[1107.2650](#)].
- [5] I. Bena, S. D. Hampton, A. Houppe, Y. Li and D. Toulukas, *The (amazing) super-maze*, *JHEP* **03** (2023) 237 [[2211.14326](#)].
- [6] D. Mateos and P. K. Townsend, *Supertubes*, *Phys. Rev. Lett.* **87** (2001) 011602 [[hep-th/0103030](#)].
- [7] I. Bena, N. Ceplak, S. Hampton, Y. Li, D. Toulukas and N. P. Warner, *Resolving black-hole microstructure with new momentum carriers*, *JHEP* **10** (2022) 033 [[2202.08844](#)].
- [8] I. Bena, E. J. Martinec, S. D. Mathur and N. P. Warner, *Snowmass White Paper: Micro- and Macro-Structure of Black Holes*, [2203.04981](#).
- [9] I. Bena, E. J. Martinec, S. D. Mathur and N. P. Warner, *Fuzzballs and Microstate Geometries: Black-Hole Structure in String Theory*, [2204.13113](#).
- [10] S. D. Mathur, *The fuzzball proposal for black holes: An elementary review*, *Fortsch. Phys.* **53** (2005) 793 [[hep-th/0502050](#)].
- [11] I. Bena and N. P. Warner, *Black holes, black rings and their microstates*, *Lect. Notes Phys.* **755** (2008) 1 [[hep-th/0701216](#)].
- [12] K. Skenderis and M. Taylor, *The fuzzball proposal for black holes*, *Phys. Rept.* **467** (2008) 117 [[0804.0552](#)].
- [13] I. Bena and N. P. Warner, *Resolving the Structure of Black Holes: Philosophizing with a Hammer*, [1311.4538](#).
- [14] I. Bena, S. Giusto, E. J. Martinec, R. Russo, M. Shigemori, D. Turton et al., *Smooth horizonless geometries deep inside the black-hole regime*, *Phys. Rev. Lett.* **117** (2016) 201601 [[1607.03908](#)].

- [15] I. Bena, S. Giusto, E. J. Martinec, R. Russo, M. Shigemori, D. Turton et al., *Asymptotically-flat supergravity solutions deep inside the black-hole regime*, *JHEP* **02** (2018) 014 [[1711.10474](#)].
- [16] A. Sen, *Extremal black holes and elementary string states*, *Mod. Phys. Lett. A* **10** (1995) 2081 [[hep-th/9504147](#)].
- [17] A. Strominger and C. Vafa, *Microscopic origin of the Bekenstein-Hawking entropy*, *Phys. Lett. B* **379** (1996) 99 [[hep-th/9601029](#)].
- [18] R. Dijkgraaf, E. P. Verlinde and H. L. Verlinde, *BPS spectrum of the five-brane and black hole entropy*, *Nucl. Phys. B* **486** (1997) 77 [[hep-th/9603126](#)].
- [19] J. M. Maldacena, A. Strominger and E. Witten, *Black hole entropy in M theory*, *JHEP* **12** (1997) 002 [[hep-th/9711053](#)].
- [20] I. Bena, N. Čeplak, S. D. Hampton, A. Houppe, D. Toulikas and N. P. Warner, *Themelia: the irreducible microstructure of black holes*, [2212.06158](#).
- [21] Y. Li, *Local supersymmetries and three-charge black holes*, in *CORFU2022: 22th Hellenic School and Workshops on Elementary Particle Physics and Gravity*, 5, 2023, [2305.03747](#).
- [22] I. Bena, A. Houppe, D. Toulikas and N. P. Warner, *Maze Topiary in Supergravity*, [2312.02286](#).
- [23] I. Bena and R. Dulac, *Born-Infeld Supermaze Waves*, [2312.13447](#).
- [24] D. J. Smith, *Intersecting brane solutions in string and M theory*, *Class. Quant. Grav.* **20** (2003) R233 [[hep-th/0210157](#)].
- [25] H. J. Boonstra, B. Peeters and K. Skenderis, *Brane intersections, anti-de Sitter space-times and dual superconformal theories*, *Nucl. Phys. B* **533** (1998) 127 [[hep-th/9803231](#)].
- [26] J. P. Gauntlett, *Intersecting branes*, in *APCTP Winter School on Dualities of Gauge and String Theories*, pp. 146–193, 5, 1997, DOI [[hep-th/9705011](#)].
- [27] R. Emparan, D. Mateos and P. K. Townsend, *Supergravity supertubes*, *JHEP* **07** (2001) 011 [[hep-th/0106012](#)].
- [28] O. Lunin and S. D. Mathur, *Metric of the multiply wound rotating string*, *Nucl. Phys. B* **610** (2001) 49 [[hep-th/0105136](#)].
- [29] O. Lunin, J. M. Maldacena and L. Maoz, *Gravity solutions for the D1-D5 system with angular momentum*, [hep-th/0212210](#).

- [30] A. Dabholkar, J. P. Gauntlett, J. A. Harvey and D. Waldram, *Strings as Solitons & Black Holes as Strings*, *Nucl. Phys. B* **474** (1996) 85 [[hep-th/9511053](#)].
- [31] C. G. Callan and J. M. Maldacena, *Brane death and dynamics from the Born-Infeld action*, *Nucl. Phys. B* **513** (1998) 198 [[hep-th/9708147](#)].
- [32] A. Hashimoto, *The Shape of branes pulled by strings*, *Phys. Rev. D* **57** (1998) 6441 [[hep-th/9711097](#)].
- [33] K. Hashimoto and W. Taylor, *Strings between branes*, *JHEP* **10** (2003) 040 [[hep-th/0307297](#)].
- [34] R. Dulac and Y. Li, *to appear*, .
- [35] O. Lunin, *Brane webs and 1/4-BPS geometries*, *JHEP* **09** (2008) 028 [[0802.0735](#)].
- [36] S. Lüst, C. Vafa, M. Wiesner and K. Xu, *Holography and the KKLT scenario*, *JHEP* **10** (2022) 188 [[2204.07171](#)].
- [37] J. de Boer, A. Pasquinucci and K. Skenderis, *AdS / CFT dualities involving large 2-D N=4 superconformal symmetry*, *Adv. Theor. Math. Phys.* **3** (1999) 577 [[hep-th/9904073](#)].
- [38] I. Bena, Y. Li and S. Lüst, *to appear*, .
- [39] I. Kanitscheider, K. Skenderis and M. Taylor, *Fuzzballs with internal excitations*, *JHEP* **06** (2007) 056 [[0704.0690](#)].
- [40] J. de Boer and M. Shigemori, *Exotic Branes in String Theory*, *Phys. Rept.* **532** (2013) 65 [[1209.6056](#)].
- [41] T. Kimura, *Supersymmetry projection rules on exotic branes*, *PTEP* **2016** (2016) 053B05 [[1601.02175](#)].
- [42] I. Bena, M. Shigemori and N. P. Warner, *Black-Hole Entropy from Supergravity Superstrata States*, *JHEP* **10** (2014) 140 [[1406.4506](#)].
- [43] J. M. Maldacena and A. Strominger, *Statistical entropy of four-dimensional extremal black holes*, *Phys. Rev. Lett.* **77** (1996) 428 [[hep-th/9603060](#)].
- [44] A. Hanany and E. Witten, *Type IIB superstrings, BPS monopoles, and three-dimensional gauge dynamics*, *Nucl. Phys. B* **492** (1997) 152 [[hep-th/9611230](#)].
- [45] J. Polchinski and A. Strominger, *New vacua for type II string theory*, *Phys. Lett. B* **388** (1996) 736 [[hep-th/9510227](#)].

- [46] O. Bergman, M. R. Gaberdiel and G. Lifschytz, *Branes, orientifolds and the creation of elementary strings*, *Nucl. Phys. B* **509** (1998) 194 [[hep-th/9705130](#)].
- [47] O. Pelc, *On the quantization constraints for a D3-brane in the geometry of NS5-branes*, *JHEP* **08** (2000) 030 [[hep-th/0007100](#)].
- [48] D. Marolf, *T duality and the case of the disappearing brane*, *JHEP* **06** (2001) 036 [[hep-th/0103098](#)].
- [49] E. J. Martinec and Y. Zigdon, *BPS Fivebrane Stars I: Expectation Values of Observables*, [2311.09155](#).
- [50] E. J. Martinec and Y. Zigdon, *BPS Fivebrane Stars II: Fluctuations*, [2311.09157](#).
- [51] D. Tong, *TASI lectures on solitons: Instantons, monopoles, vortices and kinks*, in *Theoretical Advanced Study Institute in Elementary Particle Physics: Many Dimensions of String Theory*, 6, 2005, [hep-th/0509216](#).
- [52] A. V. Belitsky, S. Vandoren and P. van Nieuwenhuizen, *Yang-Mills and D instantons*, *Class. Quant. Grav.* **17** (2000) 3521 [[hep-th/0004186](#)].
- [53] N. Dorey, T. J. Hollowood, V. V. Khoze and M. P. Mattis, *The Calculus of many instantons*, *Phys. Rept.* **371** (2002) 231 [[hep-th/0206063](#)].
- [54] W. Taylor, *Lectures on D-branes, gauge theory and M(atrices)*, in *2nd Trieste Conference on Duality in String Theory*, pp. 192–271, 6, 1997, [hep-th/9801182](#).
- [55] O. Lunin, *Strings ending on branes from supergravity*, *JHEP* **09** (2007) 093 [[0706.3396](#)].