

Associated production of heavy quarkonium and D -meson in the improved color evaporation model with KaTie

A.A.Chernyshev*

*Samara National Research University,
Moskovskoe Shosse, 34, 443086, Samara, Russia*

V.A.Saleev†

*Samara National Research University,
Moskovskoe Shosse, 34, 443086, Samara, Russia and
Joint Institute for Nuclear Research, Dubna, 141980 Russia*

Abstract

In the article, we study associated production of prompt $J/\psi(\Upsilon)$ and D -mesons in the improved color evaporation model using the high-energy factorization approach as it is realized in the Monte-Carlo event generator KaTie. The modified Kimber-Martin-Ryskin-Watt model for unintegrated parton distribution functions is used. We predict cross sections for associated $J/\psi(\Upsilon)$ and D -meson hadroproduction via the single and double parton scattering mechanisms using the set of model parameters which has been fixed early for description of prompt single and pair heavy quarkonium production at the LHC energies. We found the results of calculations agree with the LHCb Collaboration data at the energies $\sqrt{s} = 7, 8$ TeV and we present theoretical predictions for the energy $\sqrt{s} = 13$ TeV .

PACS numbers:

*Electronic address: aachernyshoff@gmail.com

†Electronic address: saleev.vladimir@gmail.com

I. INTRODUCTION

Measurements of the $J/\psi + D$ and $\Upsilon + D$ (here and below $\Upsilon = \Upsilon(1S)$) associated production by the LHCb Collaboration [1, 2] at the energies $\sqrt{s} = 7, 8$ TeV clearly demonstrate a dominant role of the double parton scattering (DPS) mechanism of the parton model compared with the conventional single parton scattering (SPS) scenario. The average value of the DPS parameter σ_{eff} extracted in the $\Upsilon + D$ pair production is about $\sigma_{eff} = 18.0 \pm 1.8$ mb and in the $J/\psi + D$ it is about $\sigma_{eff} = 15.8 \pm 2.4$ mb [1, 2]. For today, the extractions of parameter σ_{eff} , based on the DPS pocket formula [3], have been obtained in different experiments. Values of $\sigma_{eff} = 2 - 25$ mb have been derived, though with large errors, with a simple average giving $\sigma_{eff} = 15$ mb [4].

Theoretical calculations performed in the leading order (LO) in α_s of the collinear parton model within the Color Singlet Model [5, 6] and within the approach of the Nonrelativistic Quantum Chromodynamics (NRQCD) [7] predict very small values of the SPS cross sections for $J/\psi + D$ [8] and $\Upsilon + D$ pair production [9, 10]. In the Ref. [11], the associated $\Upsilon + D$ pair production was studied in the k_T -factorization [12–14] and NRQCD and it was demonstrated that SPS contribution to the cross section is also sufficiently smaller than the experimental data from LHCb collaboration [2]. The new LHCb measurements of $J/\psi + J/\psi$ and $J/\psi + \Upsilon$ pair production cross sections [15, 16] motivate to make predictions for $J/\psi + D$ and $\Upsilon + D$ pair production at the $\sqrt{s} = 7$ and 13 TeV. Instead of previous theoretical studies for such processes, we use Improved Color Evaporation Model (ICEM) [17] to describe hadronization of heavy quark and antiquark pair into a final quarkonium. The ICEM was successfully used recently to describe single $J/\psi(\Upsilon)$ production both in the collinear parton model [18, 19] and in the k_T -factorization [20, 21]. The pair quarkonium production in the ICEM using the k_T -factorization was studied in Refs. [22, 23]. The D-meson production at the LHC energies was described in the k_T -factorization and the fragmentation approach using $c \rightarrow D$ nonperturbative fragmentation function $D_{c \rightarrow D}(z)$ in Refs. [24, 25].

In the study, we calculate cross section for associated $J/\psi + D$ and $\Upsilon + D$ production in the proton-proton collisions in the k_T -factorization [12–14] using the Monte-Carlo (MC) event generator KaTie [26]. Following by the parton Reggeization approach (PRA) [27, 28], which is a gauge-invariant version of the k_T -factorization, the modified Kimber-Martin-Ryskin-Watt model [29, 30] for unintegrated parton distribution functions (uPDFs) is used [28].

II. EVENT GENERATOR KATIE AND UNINTEGRATED PARTON DISTRIBUTION FUNCTIONS

We apply fully numerical method of the calculation using the parton level event generator KaTie [26]. The approach to obtaining gauge invariant amplitudes with off-shell initial state partons in scattering at high-energy multi-Regge kinematics was proposed in the Ref. [31, 32]. The method is based on the use of spinor amplitudes formalism and recurrence relations of the Britto-Cachazo-Feng-Witten (BCFW) type. This formalism [26, 31, 32] for numerical amplitude generation is equivalent to amplitudes built according to Feynman rules of the Lipatov Effective Field Theory at the level of tree diagrams [33, 34]. The accuracy of numerical calculations using KaTie for total proton-proton cross sections is taking as 0.1 %.

In the high-energy factorization or k_T -factorization, the cross section for the hard process $p + p \rightarrow \mathcal{Q} + X$ in the multi-Regge kinematics is calculated as integral convolution of the parton cross section $d\hat{\sigma}(i + j \rightarrow \mathcal{Q} + X)$ and the unintegrated parton distribution functions (uPDFs) by the factorization formula

$$d\sigma = \sum_{i,\bar{j}} \int_0^1 \frac{dx_1}{x_1} \int \frac{d^2\mathbf{q}_{T1}}{\pi} \Phi_i(x_1, t_1, \mu^2) \int_0^1 \frac{dx_2}{x_2} \int \frac{d^2\mathbf{q}_{T2}}{\pi} \Phi_j(x_2, t_2, \mu^2) \cdot d\hat{\sigma}, \quad (1)$$

where $t_{1,2} = -\mathbf{q}_{1,2T}^2$, $q_{1,2}^\mu = x_{1,2}P_{1,2}^\mu + q_{1,2T}^\mu$, $q_{1,2T} = (0, \mathbf{q}_{1,2T}, 0)$, the cross section of the subprocess with off-shell initial partons, which are treated as Reggeized partons [35, 36], $d\hat{\sigma}$ is expressed in terms of squared Reggeized amplitudes $|\overline{\mathcal{A}_{\text{PRA}}}|^2$ in a standard way [33].

The unPDFs can be written as follows from the KMRW model [29, 30]:

$$\Phi_i(x, t, \mu^2) = \frac{\alpha_s(\mu)}{2\pi} \frac{T_i(t, \mu^2, x)}{t} \sum_{j=q,\bar{q},g} \int_x^1 dz P_{ij}(z) F_j\left(\frac{x}{z}, t\right) \theta(\Delta(t, \mu^2) - z), \quad (2)$$

where $F_i(x, \mu^2) = x f_j(x, \mu^2)$. To resolve infra-red divergence, the following cutoff on $z_{1,2}$ can be derived: $z_{1,2} < 1 - \Delta_{\text{KMR}}(t_{1,2}, \mu^2)$, where $\Delta_{\text{KMR}}(t, \mu^2) = \sqrt{t}/(\sqrt{\mu^2} + \sqrt{t})$ is the KMR-cutoff function [29]. To resolve collinear divergence problem, we require that modified uPDF $\Phi_i(x, t, \mu^2)$ should be satisfied exact normalization condition:

$$\int_0^\mu dt \Phi_i(x, t, \mu^2) = F_i(x, \mu^2), \quad (3)$$

which is equivalent to:

$$\Phi_i(x, t, \mu^2) = \frac{d}{dt} [T_i(t, \mu^2, x) F_i(x, t)], \quad (4)$$

where $T_i(t, \mu^2, x)$ is referred to as Sudakov form-factor, satisfying the boundary conditions $T_i(t = 0, \mu^2, x) = 0$ and $T_i(t = \mu^2, \mu^2, x) = 1$.

The solution for Sudakov form-factor in Eq. (4) has been obtained in Ref. [28]:

$$T_i(t, \mu^2, x) = \exp \left[- \int_t^{\mu^2} \frac{dt'}{t'} \frac{\alpha_s(t')}{2\pi} (\tau_i(t', \mu^2) + \Delta\tau_i(t', \mu^2, x)) \right] \quad (5)$$

with

$$\begin{aligned} \tau_i(t, \mu^2) &= \sum_j \int_0^1 dz \, z P_{ji}(z) \theta(\Delta(t, \mu^2) - z), \\ \Delta\tau_i(t, \mu^2, x) &= \sum_j \int_0^1 dz \, \theta(z - \Delta(t, \mu^2)) \left[z P_{ji}(z) - \frac{F_j(\frac{x}{z}, t)}{F_i(x, t)} P_{ij}(z) \theta(z - x) \right]. \end{aligned}$$

In our modified KMRW model, the Sudakov form-factor (5) contains the x -depended $\Delta\tau_i$ -term in the exponent which is needed to preserve exact normalization condition for arbitrary x and μ . There is a numerically-important difference that in our uPDFs the rapidity-ordering condition is imposed both on quarks and gluons, while in KMRW approach it is imposed only on gluons.

III. ICEM

In the ICEM, the cross section for the production of heavy quarkonium $\mathcal{Q} = J/\psi, \Upsilon$ is related to the cross section for the production of $q\bar{q}$ -pair as follows ($q = c, b$):

$$\sigma(p + p \rightarrow \mathcal{Q} + X) = \mathcal{F}^{\mathcal{Q}} \times \int_{m_{\mathcal{Q}}}^{2m_{D,B}} \frac{d\sigma(p + p \rightarrow q + \bar{q} + X)}{dM} dM, \quad (6)$$

where M is the invariant mass of the $q\bar{q}$ -pair with 4-momentum $p_{q\bar{q}}^\mu = p_q^\mu + p_{\bar{q}}^\mu$, $m_{\mathcal{Q}}$ is the mass of the quarkonium, and $m_{D,B}$ are the masses of the lightest D and B mesons. Parameter $\mathcal{F}^{\mathcal{Q}}$ is considered as a probability of transformation of the $q\bar{q}$ -pair with invariant mass $m_{\mathcal{Q}} < M < 2m_{D,B}$ into the quarkonium \mathcal{Q} .

The cross section for the associated production of quarkonium \mathcal{Q} and D -meson in the ICEM is related to the cross section for the associated production of $q\bar{q}$ -pair and D -meson

in the SPS as follows:

$$\sigma^{\text{SPS}}(p + p \rightarrow \mathcal{Q} + D + X) = \mathcal{F}^{\mathcal{Q}} \times \int_{m_{\mathcal{Q}}}^{2m_{D,B}} \frac{d\sigma(p + p \rightarrow q + \bar{q} + D + X)}{dM} dM. \quad (7)$$

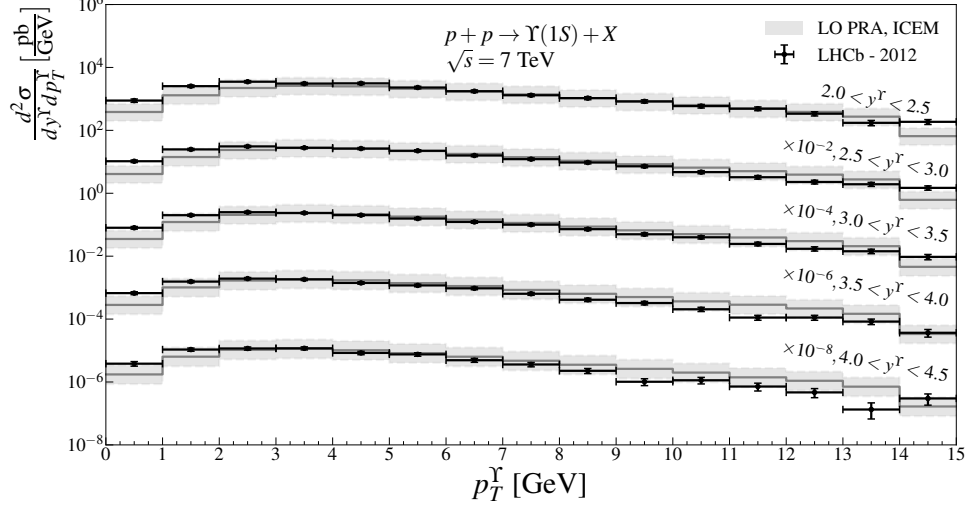


FIG. 1: Prompt $\Upsilon(1S)$ production cross section as a function of transverse momenta at the $\sqrt{s} = 7$ TeV at the different ranges of rapidity. The data are from LHCb Collaboration [37].

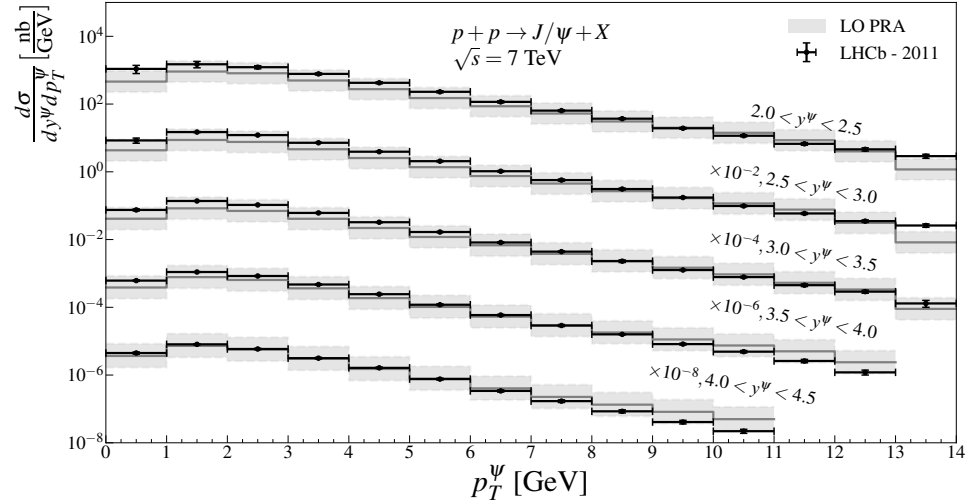


FIG. 2: Prompt J/ψ production cross section as a function of transverse momenta at the $\sqrt{s} = 7$ TeV at the different ranges of rapidity. The data are from LHCb Collaboration [38].

In the DPS scenario, the cross section for the associated production of a quarkonium \mathcal{Q}

and D -meson is expressed in terms of the cross sections of two independent subprocesses

$$\sigma^{\text{DPS}}(p + p \rightarrow \mathcal{Q} + D + X) = \frac{\sigma^{\text{SPS}}(p + p \rightarrow \mathcal{Q} + X_1) \times \sigma^{\text{SPS}}(p + p \rightarrow D + X_2)}{\sigma_{\text{eff}}}, \quad (8)$$

where parameter σ_{eff} controls the contribution of the DPS mechanism. To calculate $J/\psi + D$ and $\Upsilon + D$ associated productions we take here parameters $\mathcal{F}^\psi \simeq \mathcal{F}^\Upsilon = 0.02$ as it was early obtained by the fit of the LHCb data for the single prompt J/ψ production cross section [22] and single prompt Υ production [23] using the ICEM and event generator KaTie. The DPS parameter is taken equal $\sigma_{\text{eff}} = 11$ mb as it follows from the fit of J/ψ and Υ pair production cross sections and spectra using the same approaches [22, 23].

In the Figs. 1 and 2, we plot theoretical predictions for transverse momentum spectra (p_T) of prompt Υ and J/ψ obtained within the ICEM and k_T -factorization using generator KaTie [26] and modified uPDFs [28]. The good agreement with the LHCb data [37, 38] at the $\sqrt{s} = 7$ is founded. The shadow bounds demonstrate theoretical uncertainty following from the choice of the hard scale μ , which is taken as $\mu = \xi \sqrt{M_Q^2 + p_T^2}$ with $\xi = \frac{1}{2}, 1, 2$.

IV. FRAGMENTATION APPROACH

For description of the inclusive production of an open charm meson it is often used the fragmentation approach in which the cross section for the production of D -meson is related to the $c\bar{c}$ pair production by the following way:

$$\frac{d\sigma^{\text{SPS}}(p + p \rightarrow D + X)}{d^2p_{TD}dy_D} = \int_{z_{\text{cut}}}^1 dz \mathcal{D}_{c \rightarrow D}(z) \frac{d\sigma^{\text{SPS}}(p + p \rightarrow c + \bar{c} + X)}{d^2p_{Tc}dy_c}, \quad (9)$$

where $\mathcal{D}_{c \rightarrow D}(z)$ is a fragmentation function (FF) of the c -quark into D -meson, p_c is c -quark 4-momentum expressed in terms of D -meson 4-momentum p_D through parameter z , which is defined as

$$z = \frac{E_D + |\mathbf{p}_D|}{E_c + |\mathbf{p}_c|}.$$

The minimal value of parameter $z_{\text{cut}} = m_D/(E_c + |\mathbf{p}_c|)$ cuts out the non-physical region, where $E_c < m_D$, and we apply collinear fragmentation approximation, $\mathbf{p}_D/|\mathbf{p}_D| = \mathbf{p}_c/|\mathbf{p}_c|$. In our calculations, we use so-called Peterson FF

$$\mathcal{D}_{c \rightarrow D}(z) = \mathcal{N} \frac{z(1-z)^2}{[(1-z)^2 + \epsilon z]^2} \quad (10)$$

with parameter $\epsilon = 0.06$. FF is normalized such that

$$\int_0^1 dz \mathcal{D}_{c \rightarrow D}(z) = P_{c \rightarrow D}, \quad (11)$$

where $P_{c \rightarrow D^+} = 0.225$ and $P_{c \rightarrow D^0} = 0.542$. [39].

To test fragmentation approach, we performed calculations for $D^{+,0}$ -meson transverse momentum spectra and compare obtained results with the relevant LHCb data [40] at the energy $\sqrt{s} = 7$ TeV, as it is shown in the Figs. 3 and 4.

Such a way, we demonstrate applicability of our approach based on the k_T -factorization with the modified KMRW unPDFs, the ICEM and the fragmentation model, for description of single heavy quarkonium and single D-meson production. Now, we are in position to study associated $J/\psi(\Upsilon) + D$ production.

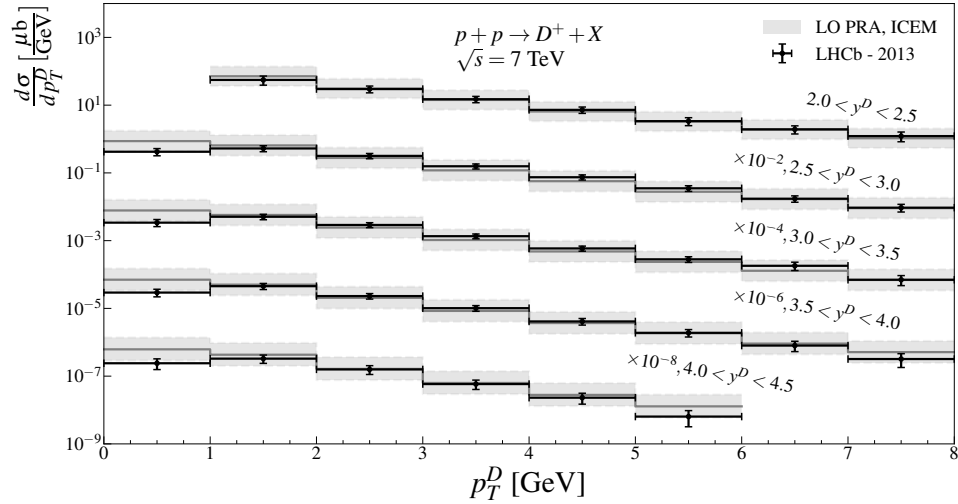


FIG. 3: D^+ -meson production cross sections as functions of transverse momenta at the $\sqrt{s} = 7$ TeV. The data are from the LHCb Collaboration [40].

V. ASSOCIATED $J/\psi(\Upsilon) + D$ PRODUCTION

In case of $J/\psi + D$ associated production via the SPS, we take into account contributions of the following parton subprocesses:

$$R + R \rightarrow c + \bar{c} + c + \bar{c}, \quad (12)$$

$$Q_q + \bar{Q}_q \rightarrow c + \bar{c} + c + \bar{c}, \quad (13)$$

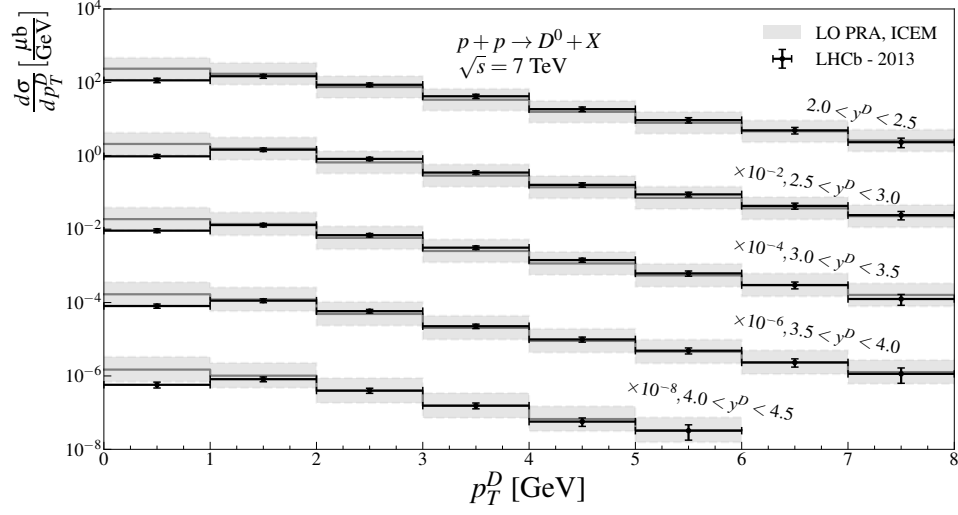


FIG. 4: D^0 -meson production cross sections as functions of transverse momenta at the $\sqrt{s} = 7$ TeV. The data are from the LHCb Collaboration [40].

where R is a Reggeized gluon, $Q_q(\bar{Q}_q)$ as a Reggeized quark (antiquark), and $q = u, d, s, c$. In the DPS approach, the processes of the $J/\psi + D$ associated production are following:

$$R + R \rightarrow c + \bar{c}, \quad (14)$$

$$Q_q + \bar{Q}_q \rightarrow c + \bar{c} \quad (15)$$

in both groups.

In case of $\Upsilon + D$ associated production via the SPS, we take into account contributions of the following parton subprocesses:

$$R + R \rightarrow b + \bar{b} + c + \bar{c}, \quad (16)$$

$$Q_q + \bar{Q}_q \rightarrow b + \bar{b} + c + \bar{c}. \quad (17)$$

In the DPS approach, the processes of $\Upsilon + D$ associated production are following:

$$R + R \rightarrow b + \bar{b}, \quad (18)$$

$$Q_q + \bar{Q}_q \rightarrow b + \bar{b} \quad (19)$$

$$R + R \rightarrow c + \bar{c}, \quad (20)$$

$$Q_q + \bar{Q}_q \rightarrow c + \bar{c}. \quad (21)$$

Using the KaTie, we can do calculations up to four particles in a final state that it is enough for our purposes. We put masses of quarks, heavy mesons and heavy quarkonia during the

calculations equal $m_c = 1.3$ GeV, $m_b = 4.5$ GeV, $m_{D^+} = 1.87$ GeV, $m_{D^0} = 1.86$ GeV, $m_{B^+} = 5.28$ GeV, $m_{J/\psi} = 3.097$ GeV, $m_{\Upsilon} = 9.46$ GeV. As it was already mentioned in the Section II, we use modified KMRW uPDFs [28], which were used previously in our calculations for $J/\psi(\Upsilon)$ pair production using event generator KaTie [22, 23].

The results of our calculations for associated $J/\psi + D^{+,0}$ production are presented in the Figs. 5 and 6 and for associated $\Upsilon + D^{+,0}$ production in the Figs. 7 and 8. We have obtained quite satisfactory agreement between data and our calculations for all spectra in $J/\psi + D$ and $\Upsilon + D$ associated production. There are disagreements only in the rapidity difference spectra, especially in $J/\psi + D$ production, at the large values of $|\Delta y^{\psi D}|$. We find theoretical calculations overestimate LHCb data at the $|\Delta y^{\psi D}| \simeq 1.75 - 2.0$ about one order of magnitude.

In the Table I we collect our theoretical predictions for associated $J/\psi(\Upsilon) + D$ production cross sections at the $\sqrt{s} = 7, 8$ TeV and $\sqrt{s} = 13$ TeV. The predictions at the $\sqrt{s} = 7, 8$ TeV are compared with the experimental data. We find a quite good agreement between data and theoretical calculations, which correspond the default choice of the hard scale $\mu = \frac{1}{2} (m_T^Q + m_T^D)$, where $m_T^Q = \sqrt{m_Q^2 + p_{T,Q}^2}$ and $m_T^D = \sqrt{m_D^2 + p_{T,D}^2}$. The variation of hard scale by factor 2 around the default value gives an estimation of uncertainty of k_T -factorization calculation. In case of the DPS production, such uncertainty may be very large, about 100 % at the up limit, instead of the SPS production mechanism. It is due to we have the product of four uPDFs in the DPS calculation, each of them sufficiently depend on the choice of hard scale μ .

VI. CONCLUSIONS

Working in the ICEM and the k_T -factorization, taking into account the SPS and the DPS mechanisms, we have obtained self agreement description of the LHCb data for prompt heavy quarkonium ($J/\psi, \Upsilon$) production, inclusive $D^{+,0}$ -meson production, heavy quarkonium pair production ($J/\psi J/\psi, \Upsilon \Upsilon, J/\psi \Upsilon$) [22, 23] and heavy quarkonium plus $D^{+,0}$ -meson associated production in the high-energy proton-proton collisions. In this study, we confirm early obtained numerical values for parameters of the ICEM, $F^\psi \simeq F^\Upsilon \simeq 0.02$, and the DPS pocket formula, $\sigma_{eff} \simeq 11$ mb, which don't contradict results obtained previously by the different studies within the ICEM, the k_T -factorization and the DPS model. It is shown

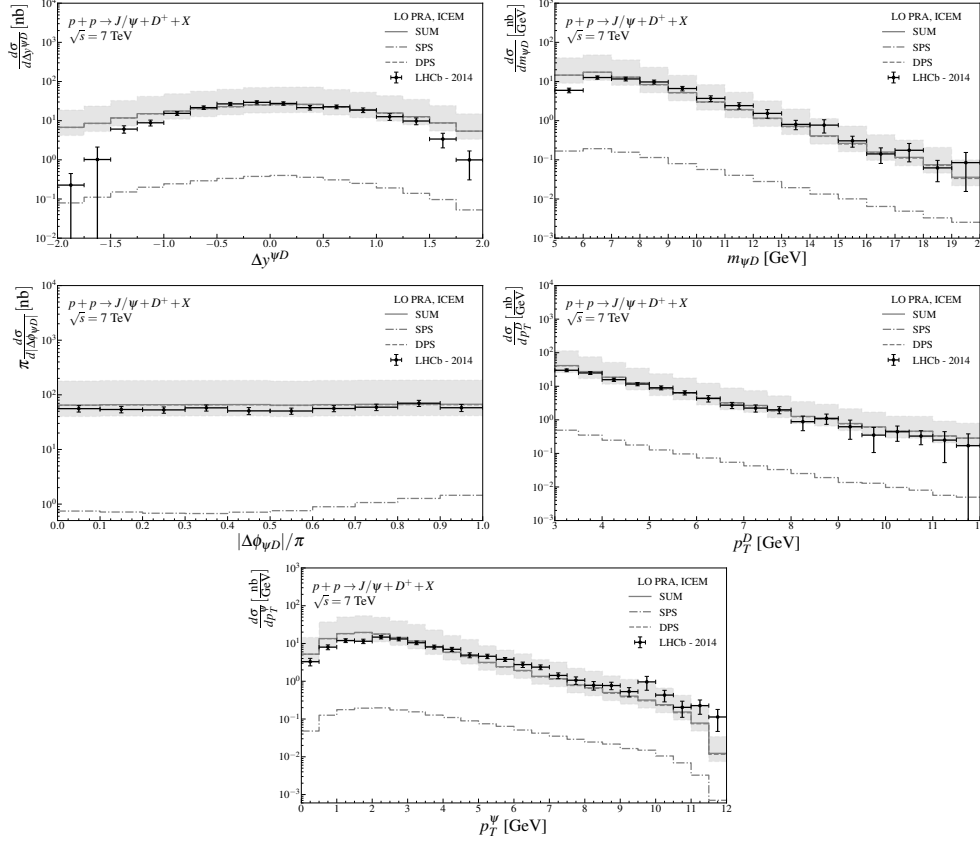


FIG. 5: Various spectra for associated $J/\psi + D^+$ production at the $\sqrt{s} = 7$ TeV: $\Delta y^{\psi D}$ - rapidity difference, $m^{\psi D}$ - invariant mass, $|\Delta\phi^{\psi D}|$ - azimuthal angle difference, p_T^D - D^+ transverse momentum and p_T^ψ - J/ψ transverse momentum. The dashed line is the DPS contribution, the dashed-dotted line is the SPS contribution, solid line is they sum. Grey bounds around the solid line are scale uncertainties of calculations. The data are from LHCb collaboration [1].

that the k_T -factorization, which involves into consideration high-order QCD corrections included in uPDFs, may be a powerful tool to calculate multi-particle production cross sections and spectra in the multi-Regge kinematics. The efficiency of event generator KaTie for calculations in the k_T -factorization approach is demonstrated once more.

Acknowledgments

We are grateful to A. van Hameren for helpful communication on MC generator KaTie, A. Karpishkov, M. Nefedov and A. Shipilova for useful discussions.

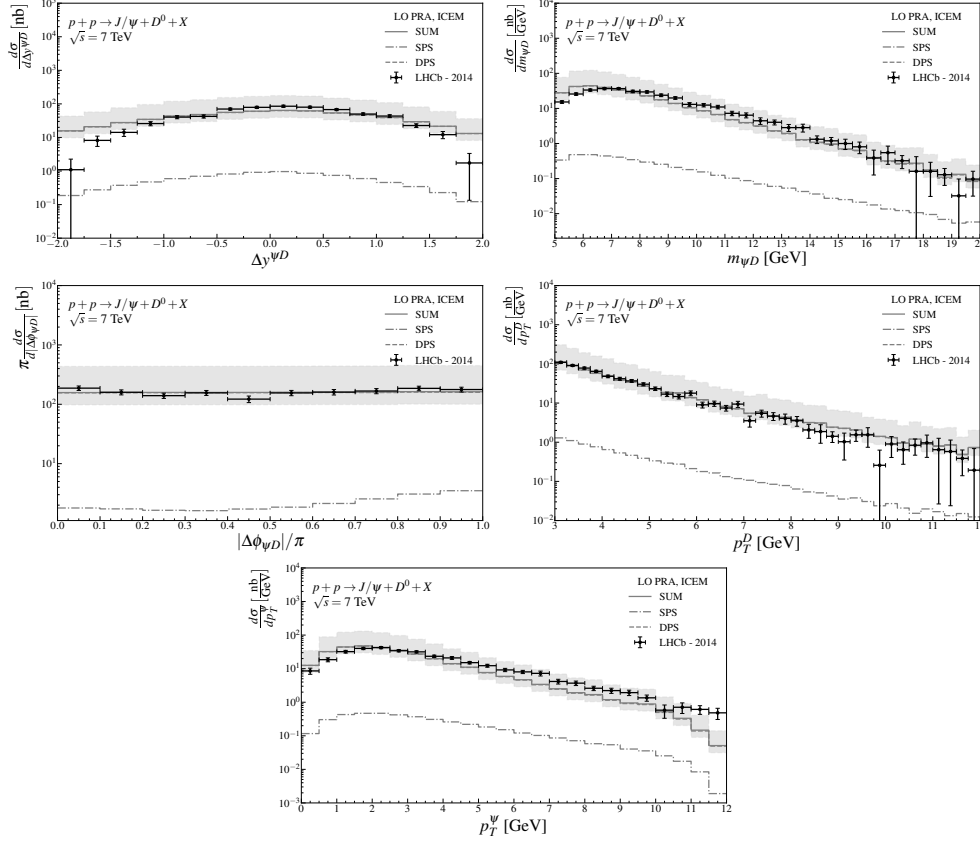


FIG. 6: Various spectra for associated $J/\psi + D^0$ production at the $\sqrt{s} = 7$ TeV: $\Delta y^{\psi D}$ - rapidity difference, $m^{\psi D}$ - invariant mass, $|\Delta\phi^{\psi D}|$ - azimuthal angle difference, p_T^D - D^0 transverse momentum and p_T^{ψ} - J/ψ transverse momentum. The dashed line is the DPS contribution, the dashed-dotted line is the SPS contribution, solid line is they sum. Grey bounds around the solid line are scale uncertainties of calculations. The data are from LHCb collaboration [1] .

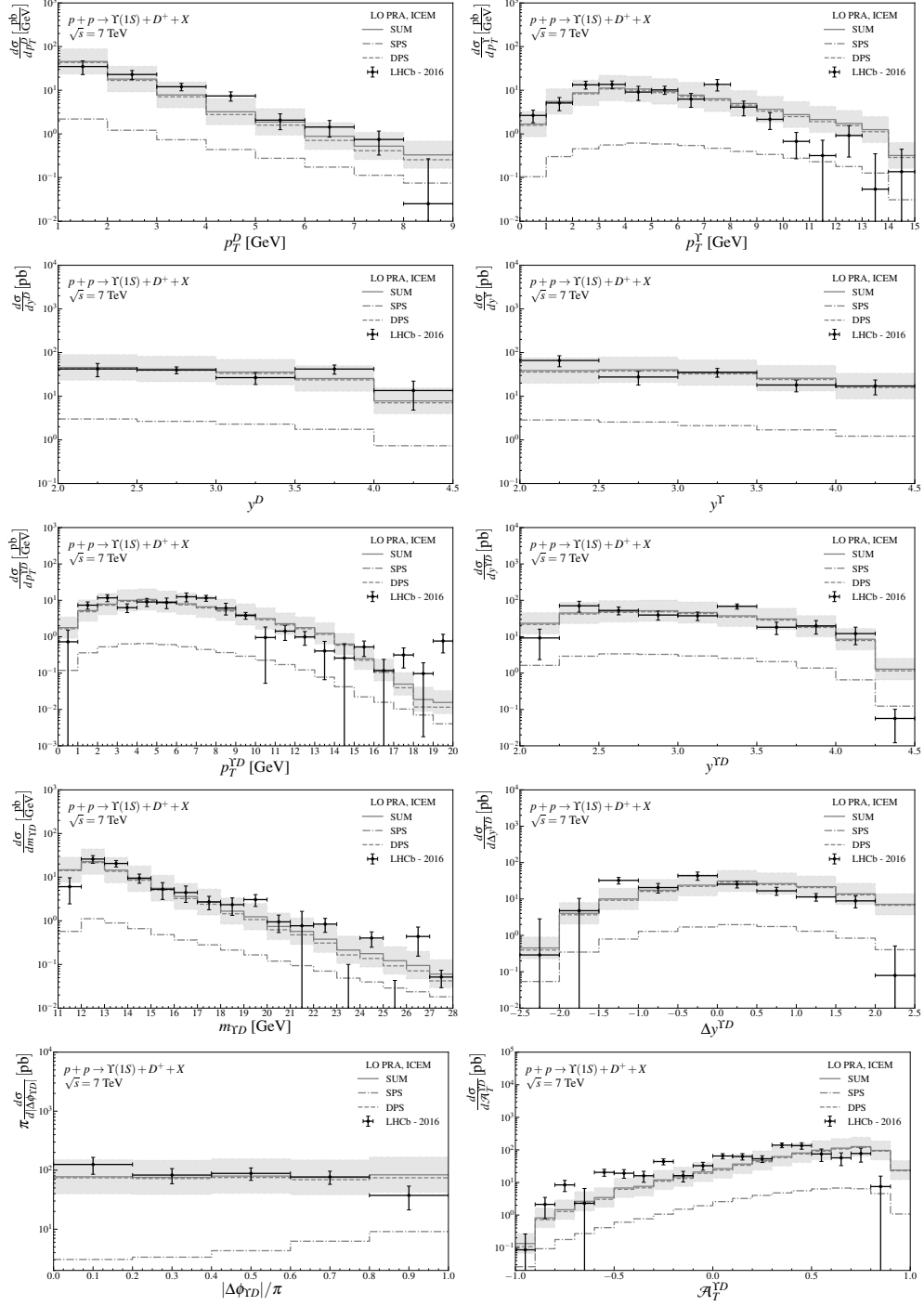


FIG. 7: Various spectra for associated $\Upsilon + D^+$ production at the $\sqrt{s} = 7$ TeV: y^Υ - Υ rapidity, y^D - D^+ rapidity, $|\Delta y_{\Upsilon D}|$ - rapidity difference, $m_{\Upsilon D}$ - invariant mass, $|\Delta\phi_{\Upsilon D}|$ - azimuthal angle difference, p_T^D - D^+ transverse momentum, p_T^Υ - Υ transverse momentum, $p_T^{\Upsilon D}$ - $\Upsilon + D^+$ transverse momentum, $A_T^{\Upsilon D}$ - transverse momentum difference. The dashed line is the DPS contribution, the dashed-dotted line is the SPS contribution. Grey bounds around the solid line are scale uncertainties of calculations. The data are from LHCb collaboration [2].

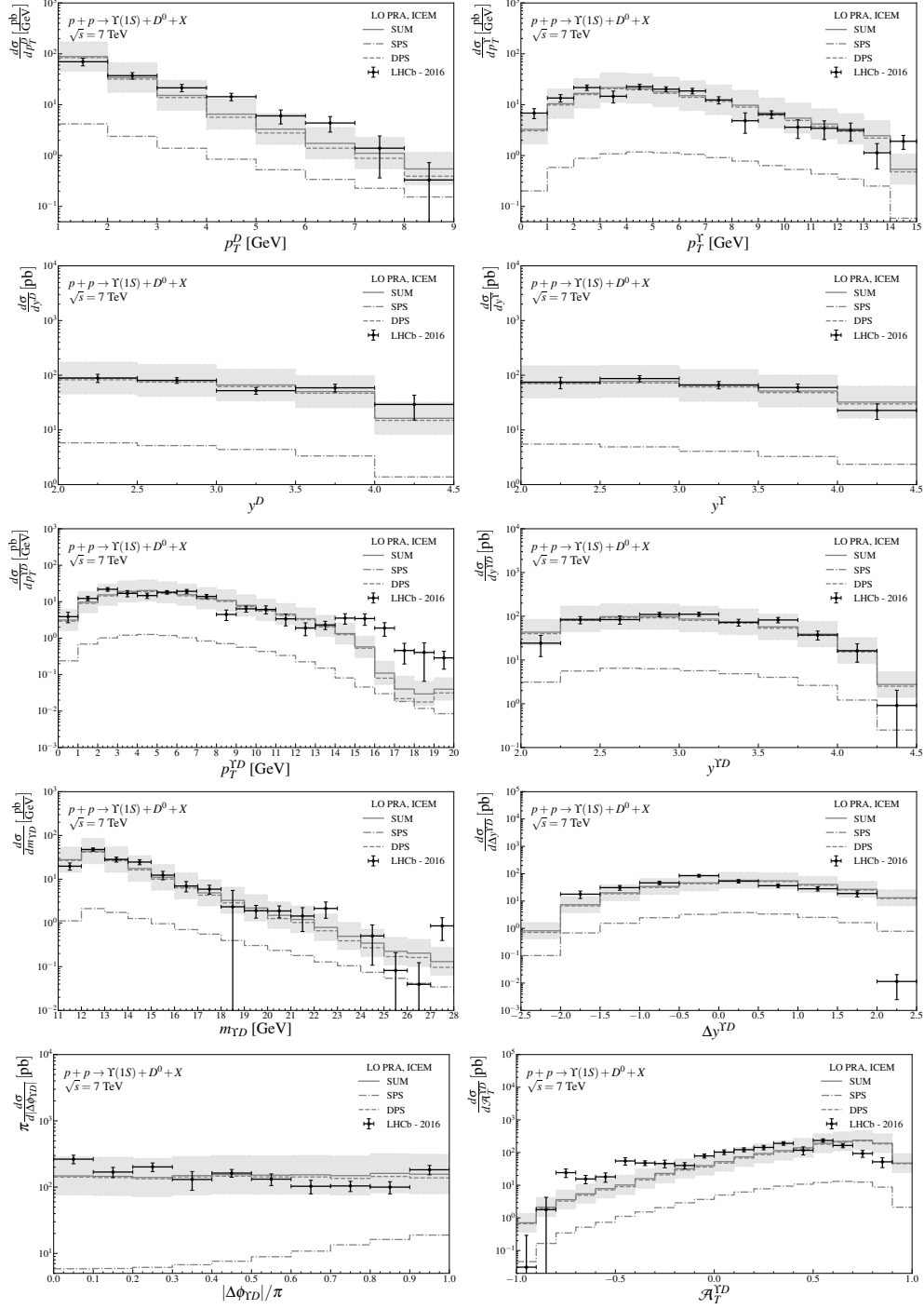


FIG. 8: Various spectra for associated $\Upsilon + D^0$ production at the $\sqrt{s} = 7$ TeV: y^Υ - Υ rapidity, y^D - D^0 rapidity, $|\Delta y^{\Upsilon D}|$ - rapidity difference, $m_{\Upsilon D}$ - invariant mass, $|\Delta\phi_{\Upsilon D}|$ - azimuthal angle difference, p_T^D - D^0 transverse momentum, p_T^Υ - Υ transverse momentum, $p_T^{\Upsilon D}$ - $\Upsilon + D^0$ transverse momentum, $A_T^{\Upsilon D}$ - transverse momentum difference. The dashed line is the DPS contribution, the dashed-dotted line is the SPS contribution, solid line is they sum. Grey bounds around the solid line are scale uncertainties of calculations. The data are from LHCb collaboration [2].

Final state	Energy	Cross section	Experiment \pm (stat) \pm (syst)	KaTie $\pm \Delta_{\text{SPS}} \pm \Delta_{\text{DPS}}$
$J/\psi + D^0$	$\sqrt{s} = 7 \text{ TeV}$	$\mathcal{B}(J/\psi \rightarrow \mu^+ \mu^-) \times \sigma$	$9.7 \pm 0.2 \pm 0.7 \text{ [nb]}$	$9.6^{+0.4}_{-0.1} {}^{+26.1}_{-5.9} \text{ [nb]}$
$J/\psi + D^+$	$\sqrt{s} = 7 \text{ TeV}$	$\mathcal{B}(J/\psi \rightarrow \mu^+ \mu^-) \times \sigma$	$3.4 \pm 0.1 \pm 0.4 \text{ [nb]}$	$3.9^{+0.2}_{-0.02} {}^{+10.8}_{-2.4} \text{ [nb]}$
$\Upsilon + D^0$	$\sqrt{s} = 7 \text{ TeV}$	$\mathcal{B}(\Upsilon \rightarrow \mu^+ \mu^-) \times \sigma$	$155 \pm 21 \pm 7 \text{ [pb]}$	$145^{+16}_{-6} {}^{+124}_{-65} \text{ [pb]}$
$\Upsilon + D^+$	$\sqrt{s} = 7 \text{ TeV}$	$\mathcal{B}(\Upsilon \rightarrow \mu^+ \mu^-) \times \sigma$	$82 \pm 19 \pm 5 \text{ [pb]}$	$78^{+14}_{-2} {}^{+140}_{-38} \text{ [pb]}$
$\Upsilon + D^0$	$\sqrt{s} = 8 \text{ TeV}$	$\mathcal{B}(\Upsilon \rightarrow \mu^+ \mu^-) \times \sigma$	$250 \pm 28 \pm 11 \text{ [pb]}$	$255^{+25}_{-9} {}^{+189}_{-113} \text{ [pb]}$
$\Upsilon + D^+$	$\sqrt{s} = 8 \text{ TeV}$	$\mathcal{B}(\Upsilon \rightarrow \mu^+ \mu^-) \times \sigma$	$80 \pm 16 \pm 5 \text{ [pb]}$	$85^{+8}_{-3} {}^{+63}_{-37} \text{ [pb]}$
Predictions				
$J/\psi + D^0$	$\sqrt{s} = 13 \text{ TeV}$	$\mathcal{B}(J/\psi \rightarrow \mu^+ \mu^-) \times \sigma$	—	$34.3^{+0.5}_{-0.2} {}^{+36.9}_{-17.6} \text{ [nb]}$
$J/\psi + D^+$	$\sqrt{s} = 13 \text{ TeV}$	$\mathcal{B}(J/\psi \rightarrow \mu^+ \mu^-) \times \sigma$	—	$14.2^{+0.2}_{-0.1} {}^{+15.3}_{-7.3} \text{ [nb]}$
$\Upsilon + D^0$	$\sqrt{s} = 13 \text{ TeV}$	$\mathcal{B}(\Upsilon \rightarrow \mu^+ \mu^-) \times \sigma$	—	$475^{+31}_{-12} {}^{+344}_{-210} \text{ [pb]}$
$\Upsilon + D^+$	$\sqrt{s} = 13 \text{ TeV}$	$\mathcal{B}(\Upsilon \rightarrow \mu^+ \mu^-) \times \sigma$	—	$197^{+13}_{-5} {}^{+143}_{-82} \text{ [pb]}$

TABLE I: Comparison of theoretical and experimental total cross sections for associated $J/\psi(\Upsilon) + D^{+,0}$ production. The theoretical uncertainties include the variation of the hard scale by factors $\xi = 2$, and $\frac{1}{2}$ from it's default value $\mu = \frac{1}{2} (m_T^Q + m_T^D)$.

-
- [1] R. Aaij et al. (LHCb), JHEP **06**, 141 (2012), [Addendum: JHEP 03, 108 (2014)], 1205.0975.
 - [2] R. Aaij et al. (LHCb), JHEP **07**, 052 (2016), 1510.05949.
 - [3] G. Calucci and D. Treleani, Phys. Rev. D **60**, 054023 (1999), hep-ph/9902479.
 - [4] E. Chapon et al., Prog. Part. Nucl. Phys. **122**, 103906 (2022), 2012.14161.
 - [5] R. Baier and R. Ruckl, Z. Phys. C **19**, 251 (1983).
 - [6] E. L. Berger and D. L. Jones, Phys. Rev. D **23**, 1521 (1981).
 - [7] G. T. Bodwin, E. Braaten, and G. P. Lepage, Phys. Rev. D **51**, 1125 (1995), [Erratum: Phys.Rev.D 55, 5853 (1997)], hep-ph/9407339.
 - [8] H.-S. Shao, Phys. Rev. D **102**, 034023 (2020), 2005.12967.
 - [9] A. V. Berezhnoy and A. K. Likhoded, Int. J. Mod. Phys. A **30**, 1550125 (2015), 1503.04445.
 - [10] A. Likhoded, A. Luchinsky, and S. Poslavsky, Phys. Lett. B **755**, 24 (2016), 1511.04851.
 - [11] A. V. Karpishkov, M. A. Nefedov, and V. A. Saleev, Phys. Rev. D **99**, 096021 (2019), 1904.05004.
 - [12] J. C. Collins and R. K. Ellis, Nucl. Phys. B **360**, 3 (1991).
 - [13] S. Catani and F. Hautmann, Nucl. Phys. B **427**, 475 (1994), hep-ph/9405388.
 - [14] L. V. Gribov, E. M. Levin, and M. G. Ryskin, Phys. Rept. **100**, 1 (1983).
 - [15] R. Aaij et al. (LHCb) (2023), 2305.15580.
 - [16] R. Aaij et al. (LHCb) (2023), 2311.14085.
 - [17] Y.-Q. Ma and R. Vogt, Phys. Rev. D **94**, 114029 (2016), 1609.06042.
 - [18] V. Cheung and R. Vogt, Phys. Rev. D **95**, 074021 (2017), 1702.07809.
 - [19] V. Cheung and R. Vogt, Phys. Rev. D **104**, 094026 (2021), 2102.09118.
 - [20] V. Cheung and R. Vogt, Phys. Rev. D **98**, 114029 (2018), 1808.02909.
 - [21] R. Maciula, A. Szczurek, and A. Cisek, Phys. Rev. D **99**, 054014 (2019), 1810.08063.
 - [22] A. A. Chernyshev and V. A. Saleev, Phys. Rev. D **106**, 114006 (2022), 2211.07989.
 - [23] V. A. Saleev and A. A. Chernyshev, Phys. Part. Nucl. Lett. **20**, 389 (2023).
 - [24] R. Maciula, V. A. Saleev, A. V. Shipilova, and A. Szczurek, Phys. Lett. B **758**, 458 (2016), 1601.06981.
 - [25] A. van Hameren, R. Maciula, and A. Szczurek, Phys. Lett. B **748**, 167 (2015), 1504.06490.
 - [26] A. van Hameren, Comput. Phys. Commun. **224**, 371 (2018), 1611.00680.

- [27] A. V. Karpishkov, M. A. Nefedov, and V. A. Saleev, Phys. Rev. D **96**, 096019 (2017), 1707.04068.
- [28] M. A. Nefedov and V. A. Saleev, Phys. Rev. D **102**, 114018 (2020), 2009.13188.
- [29] M. A. Kimber, A. D. Martin, and M. G. Ryskin, Phys. Rev. D **63**, 114027 (2001), hep-ph/0101348.
- [30] G. Watt, A. D. Martin, and M. G. Ryskin, Eur. Phys. J. C **31**, 73 (2003), hep-ph/0306169.
- [31] A. van Hameren, P. Kotko, and K. Kutak, JHEP **01**, 078 (2013), 1211.0961.
- [32] A. van Hameren, K. Kutak, and T. Salwa, Phys. Lett. B **727**, 226 (2013), 1308.2861.
- [33] M. A. Nefedov, V. A. Saleev, and A. V. Shipilova, Phys. Rev. D **87**, 094030 (2013), 1304.3549.
- [34] K. Kutak, R. Maciula, M. Serino, A. Szczurek, and A. van Hameren, JHEP **04**, 175 (2016), 1602.06814.
- [35] L. N. Lipatov, Nucl. Phys. B **452**, 369 (1995), hep-ph/9502308.
- [36] L. N. Lipatov and M. I. Vyazovsky, Nucl. Phys. B **597**, 399 (2001), hep-ph/0009340.
- [37] R. Aaij et al. (LHCb), JHEP **11**, 103 (2015), 1509.02372.
- [38] R. Aaij et al. (LHCb), Eur. Phys. J. C **71**, 1645 (2011), 1103.0423.
- [39] L. K. Gladilin (H1, ZEUS), Nucl. Phys. B Proc. Suppl. **75**, 117 (1999).
- [40] R. Aaij et al. (LHCb), Nucl. Phys. B **871**, 1 (2013), 1302.2864.