

Bioinspired Soft Robotics: state of the art, challenges, and future directions

Maxwell Hammond^{1*}, Venanzio Cichella¹ and Caterina
Lamuta¹

^{1*}Mechanical Engineering Department, University of Iowa, 101
Jessup Hall, Iowa City, 52240, IA, United States.

*Corresponding author(s). E-mail(s):

maxwell-hammond@uiowa.edu;

Contributing authors: venanzio-cichella@uiowa.edu;

caterina-lamuta@uiowa.edu;

Abstract

Purpose of Review: This review provides an overview of the state of the art in bioinspired soft robotics with by examining advancements in actuation, functionality, modeling, and control.

Recent Findings: Recent research into actuation methods, such as artificial muscles, have expanded the functionality and potential use of bioinspired soft robots. Additionally, the application of finite dimensional models has improved computational efficiency for modeling soft continuum systems, and garnered interest as a basis for controller formulation.

Summary: Bioinspiration in the field of soft robotics has led to diverse approaches to problems in a range of task spaces. In particular, new capabilities in system simplification, miniaturization, and untethering have each contributed to the field's growth. There is still significant room for improvement in the streamlining of design and manufacturing for these systems, as well as in their control.

1 Introduction

Evolution has advanced biological systems far beyond many capabilities of modern technology. This has created an abundant source of inspiration for

the development of robotics, and recent innovations within the space of bioinspired systems have led to the establishment of soft robotics as a field with strong research interest. While the foundations of this field have existed for quite some time, with examples such as the McKibben braided pneumatic artificial muscle reaching back to the 1960s [1], consistent use of soft robotic terminology in research has only come about in the last two decades [2, 3]. As a result of the field's youth and rapid growth, there is some debate concerning the definition of a soft robot. Early definitions of the term, which include robots made from rigid links and passively compliant joints [4], have become outdated. Some more recent definitions focus on quantitative measures of softness based on Young's modulus [5, 6], while others reject this to account for a broader scope of environmental interaction [7]. For the purpose of this review, we will define the term "soft robot" similarly to [3] and [7], as a system which employs the inherent or structural compliance of its construction materials to actively interact with its environment. Within this field, biological inspiration is often crucial to the systems which meet these criteria. Similarly to [8], we refer to biologically inspired and biomimetic systems as systems which attempt to reproduce the function of a biological system, but not necessarily the underlying mechanisms. Interestingly, the evolution of the definition of soft robotics is coincident with the increasing interest in bioinspired systems, highlighting the interconnectedness of these topics.

As robots move outside of the structured environments of industrial settings and aim to assist in a growing range of task spaces [3, 9], the importance of rigid precision placed on conventional robotic systems is outweighed by the need for safe interaction with varying environments and the people within them. It is in large part this paradigm shift within the field which motivates interest in bioinspired soft robotics. By reevaluating system construction materials and developing new methods of actuation based on biological mechanisms, soft robots have been able to elevate capabilities in a wide spectrum of fields from surgical procedures [10] to ocean and space exploration [11, 12]. In addition to system compliance, soft robots offer new and unique actuation mechanisms and in some cases nearly infinite degrees of freedom as well as resistance to damage, further differentiating themselves from rigid counterparts.

At its inception, the field of soft robotics primarily concerned itself with the development of hybrid soft devices which facilitated safer physical interaction with humans for medical orthoses [1] or within the context of industry [13, 14]. However, as the field and its definition evolved, nature and biological design helped guide the trajectory of research. For example artificial muscles take inspiration from musculoskeletal systems [15]. New methods of surface and underwater locomotion draw inspiration from crawling invertebrates and the fluid strokes of jellyfish and rays [14, 16]. Muscular hydrostats such as elephant trunks and squid tentacles form a basis for new approaches to manipulation and grasping devices [14, 17]. The examples of biological influence are numerous and broad reaching, leading to a wealth of research and impact for the field.

It is the purpose of this review to provide an understanding of the state of the art for bioinspired soft robotic devices as well as a discussion of consistent modeling and control techniques which are used throughout the field. Also included will be discussion and remarks on the field's trajectory and the challenges faced by researchers.

2 Actuation Approaches

Actuator design plays a crucial role in enabling soft robotic systems with a large number of degrees of freedom to interact with the environment and achieve a desired actuation pattern. This is especially true when attempting to mimic the intricacies of biological systems. In the past few decades, researchers have devoted a great deal of effort toward the development of light-weight and highly compliant actuation technologies. While some individual actuation mechanisms may themselves not appear bioinspired, they merit discussion as common components which enable biomimetic behavior on a system scale. Among these are fluidic elastomer actuators (FEA), hydraulic and pneumatic systems which pressurize inner networks of chambers within the soft material they are driving [42, 43]. Most common in this approach are pneu-nets [44–49] (pictured in Figure 1d), which are frequently used to enable crawling locomotion [46, 50–52] as well as grasping and manipulation [22, 53–55]. Similar in concept, origami structures such as the one in Figure 1e, which unfold and collapse in response to pneumatic input, are increasingly common in the field [23, 56–58]. Beyond such approaches, examples of cable-driven systems are also prevalent [18, 59, 60], offering exact inputs to a system from electromagnetic motors and acting similarly to muscle-tendon systems observed in biology (Figure 1a). In many cases, the aforementioned strategies offer high power and well characterized inputs, but come at the cost of heavy components and are often tethered by tubing or wires. Even so, these methods are able to shift weight away from the moving components of the robotic systems they power, providing benefits in more spatially confined tasks.

Building upon these more classical actuation methods, artificial muscles, which take their inspiration from the high force-to-weight ratios and compact nature of biological muscle, have garnered increasing momentum in the field [15, 36, 61, 62]. Defined as materials or devices that can reversibly actuate within a single component given specific external input [15], these actuators trend away from conventional energy inputs toward more specialized ones that exploit the specific material properties of a given artificial muscle. This class of actuator encompasses a broad swath of examples; however, observing the field through the lens of tethered and untethered actuators helps to narrow scope, and separate potential use cases [62].

Tethered artificial muscles suffer some of the same limitations of the more conventional methods already discussed (e.g. requiring power supplies or pneumatic compressors) but each offer unique benefits as well. Dielectric elastomer actuators (DEA) are one such actuator, capable of strains as high as 350%,

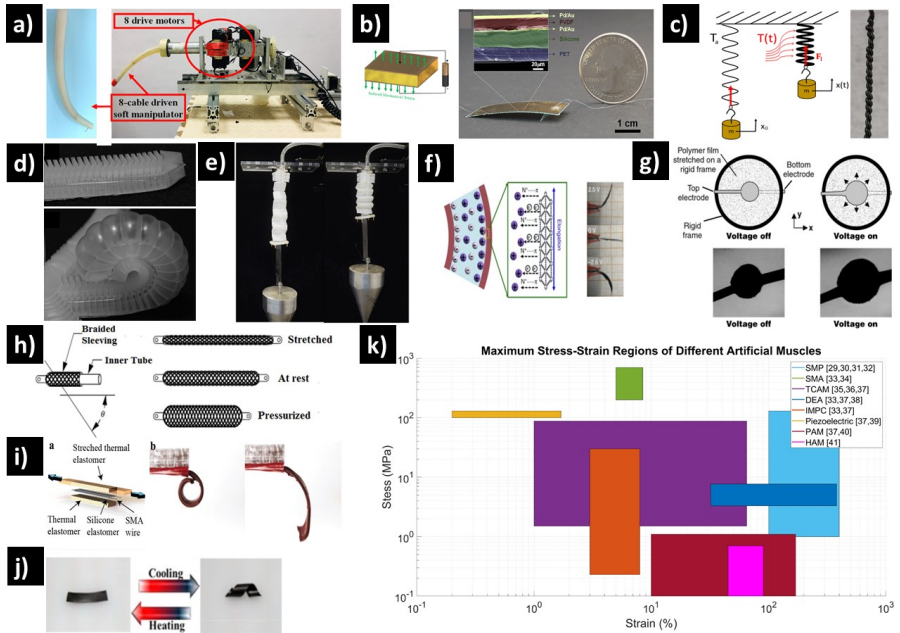


Fig. 1 Visual summary of discussed actuation methodologies through examples and diagrams: a) cable driven device where a soft tentacle’s shape is controlled by embedded cable tendons attached to electromagnetic motors (©[2021] IEEE. Reprinted, with permission, from [18]); b) an illustration of the inverse piezoelectric effect (©[2020] IOP Publishing, Ltd. Reprinted, with permission, from [19]), and a insect scale crawling device made from a single piezoelectric artificial muscle (©[2019] American Association for the Advancement of Science. Reprinted, with permission, from [20]); c) a carbon fiber silicone rubber TCAM with actuation achieved by anisotropic thermal expansion (©[2019] IOP Publishing, Ltd. Reprinted, with permission, from [21]); d) an example of pne-net actuation, inflating networks of void space within an elastomer to generate a desired shape (©[2011] John Wiley & Sons, Inc. Reprinted, with permission, from [22]); e) a 3D printed origami pneumatic actuator using a vacuum pump to lift a mass (©[2019] IEEE. Reprinted, with permission, from [23]); f) IMPC working mechanism illustration showing ionic motion inside material causing elongation on one side of an actuator, and an example of a thin IMPC actuator working under applied voltage [24]; g) a DEA actuator exploiting electrostatic pressure from the DE material under applied voltage to stretch an elastomer membrane (©[2015] Elsevier. Reprinted, with permission, from [25]); h) braided PAM/HAM actuator diagram showing how pressurized fluid works with a braided sleeve to contract [26]; i) thermally actuated SMA wires used to control an elastomer’s shape (©[2019] John Wiley & Sons, Inc. Reprinted, with permission, from [27]); j) SMP reversible thermal actuator moving between two memorized shapes based on thermal input (©[2019] Elsevier. Reprinted, with permission, from [28]); k) Artificial muscle stress-strain comparison based on table in [15]. Reference values [29–41].

with stresses of several MPa [63]. DEAs exploit Coulombic attraction between electrodes separated by a compressible membrane to actuate [25, 64–66] (as pictured in Figure 1g), and can also be used in sensors and electrical power generators [67]. Similarly, ionic-polymer metal composites (IPMC) use electrodes to drive ion motion inside a polymer to cause volume change [68] (shown in

Figure 1f). Both DEA and IMPC actuators belong to the larger family of electrically actuated elastomers (EAP), a collective term for active polymers which change shape under an applied voltage [63, 69–72]. EAPs are generally known for fast action and high power output at the cost of being tethered to their power supply. Pneumatic artificial muscles (PAM) [1, 26, 40, 73] and hydraulic artificial muscles (HAM) [41, 74] are other examples of tethered artificial muscles, trading power supplies for compressors and pumps. These muscles offer simplicity and high efficiency at low economic cost [40, 74], and an example of the braided variant of these muscles is shown in Figure 1h.

In the realm of untethered artificial muscles, common stimuli include electromagnetic fields, light, thermal radiation, and chemical reaction or swelling. Piezoelectric artificial muscle actuators can be tethered or untethered, producing mechanical work in an electric field, inverse to the piezoelectric effect (as shown in Figure 1b). These muscles can produce precise, energy efficient motion at high speed, but require very high voltages and are often brittle [19, 61, 75, 76]. Other such examples are shape memory alloys (SMA) and shape memory polymers (SMP), which are materials that can recover a memorized shape from a number of different stimuli, most commonly thermal input [27, 28, 77–83]. Examples of their use as actuators can be seen in Figure 1i and 1j. While capable of providing high power density and stress, these actuators are often limited by small strokes, significant hysteresis, and creep [61, 84]. Twisted and coiled artificial muscles (TCAM) [34, 85–87] (Figure 1c) and twisted and spiraled artificial muscles (TSAM) [88] are treated fibers that respectively compress or expand as a result of thermal expansion or chemical swelling. In the case of TCAMs and TSAMs, thermal influence can be provided by means of joule heating [21] which would tether them. These muscles are capable of strains up to 50% and exhibit high force-to-weight ratios [21, 85], but are inhibited by limited speed and force outputs from individual muscles [61]. While the many advantages of untethered muscles are accompanied by drawbacks, the importance of their ability to enable unique actuation without limited reach enables many biomimetic systems to enter new environments.

Figure 1k provides a quick reference for the range of maximum stresses and strains of the discussed artificial muscles, highlighting further considerations for choosing system specific actuators, and the general trend of trade offs between muscle stroke and force output.

3 Soft Robot Functions

As stated, the applicability of soft robots covers a large breadth, and the diversity of biological inspirations has allowed for multiple solutions to various problems. To provide a holistic view of the broad field in a concise review, the current research approaches to locomotion, grasping, and manipulation using soft robots will be the focus of this section.

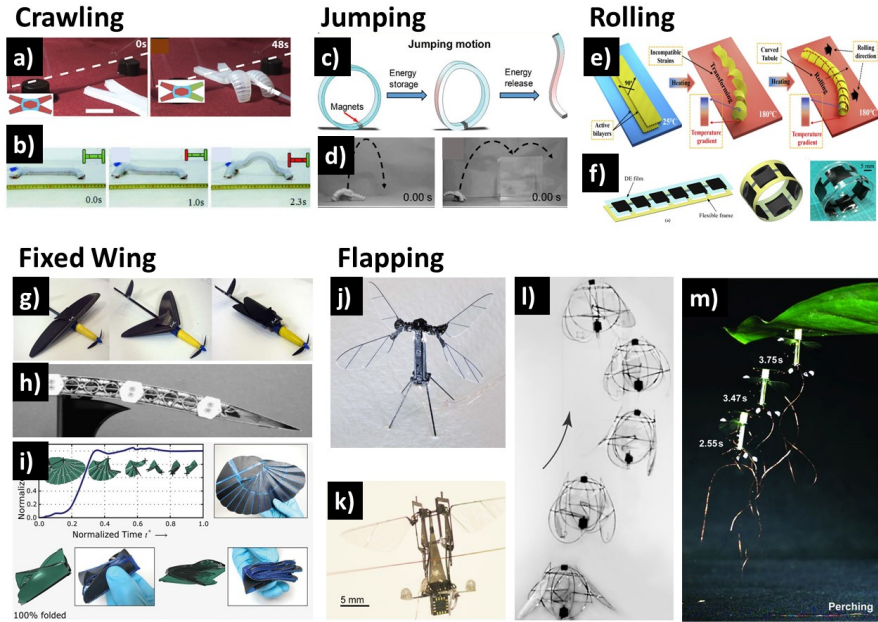


Fig. 2 Terrestrial and aerial locomotion visual summary: a) a pneumatically actuated multigate crawling device demonstrating its ability to crawl under a short gap ([2011] PNAS. Reprinted, with permission, from [51]); b) an illustration of the actuation sequence of two-anchor crawling for an inchworm-like device ([2018] IEEE. Reprinted, with permission, from [92]); c) light responsive liquid crystal elastomer material jumping by storing and releasing energy ([2019] John Wiley and Sons, Inc. Reprinted, with permission, from [93]); d) unteathered pneumatic jumping device using combustion in its rear appendage to rapidly pressurize ([2014] IEEE. Reprinted, with permission, from [94]); e) a rolling device made with additive manufacturing which moves forward as it reshapes itself due to thermal input ([2021] Elsevier. Reprinted, with permission, from [95]); f) DEA powered rolling device, bending to shift its center of mass and move forward ([2018] IEEE. Reprinted, with permission, from [96]); g) a fixed wing robot which folds its wings to perform plunge diving maneuvers ([2017] The Royal Society (U.K.). Reprinted, with permission, from [97]); h) an example of wing morphology alteration where SMA are used to induce chord-wise bending of an airfoil ([2010] Elsevier. Reprinted, with permission, from [98]); i) insect inspired spring origami wing folding for fast deployment of wings and compact storage ([2018] The American Association for the Advancement of Science. Reprinted, with permission, from [99]); j) k) Robobee, a device using piezoelectric actuators to drive four wings (j) ([2019] Springer Nature. Reprinted, with permission, from [100], k) ([2014] IEEE. Reprinted, with permission, from [101]); l) jellyfish inspired flier which uses low frequency flapping to hover ([202]; m) flapping wing insect robot which uses electrostatic adhesion for perching underneath surfaces ([2016] The American Association for the Advancement of Science. Reprinted, with permission, from [103]).

3.1 Locomotion

Soft robotic approaches to locomotion can largely be separated by terrestrial, aerial, and aquatic devices [89–91]. In order to limit scope, hybrid soft robots made from primarily hard components which exploit small elastic elements will not be discussed.

The first major mode of terrestrial locomotion is crawling. This can be separated further to: two-anchor crawling, similar to an inchworm [92, 93, 104–106] (Figure 2b); peristaltic locomotion, whereby the motion is produced from radial contraction and axial elongation [52, 104, 107–109]; serpentine crawling in which a wave of deformation passes through the robot similar to a snake [110–112]; multi-gate devices capable of multiple modes of crawling locomotion [46, 51, 113, 114] (Figure 2a). A primary advantage of soft robotic terrestrial locomotion is the ability to traverse irregular surfaces by exploiting inherent compliance. This is especially apparent in the case of crawling robots, as these lightweight systems can maintain surface contact by means of deforming to fit their environment [115]. Another mode of ground traversal is jumping, where potential energy is built up in some elastic element (as seen in Figure 2c) or reaction (as seen in Figure 2d), and released to move the robot [89, 91, 93, 94]. This enables quick bursts of speed, which is desirable by contrast to the low speed of most soft locomotion, and allows robots to move over gaps and obstacles easily [91]. Rolling soft robots are also common in this application, deforming at points of contact with the ground to control their trajectory [95, 96, 116, 117] (as exemplified in Figure 2e and 2f). This method offers increased and sustained speed relative to crawling or jumping, but limits application, and cannot overcome large obstacles or gaps in terrain [90].

Aerial soft robots can generally be subdivided into fixed and flapping wing devices [89], as shown in Figure 2g-m. In the case of the former, compliant wing construction has been used to enable wing morphing, allowing for augmentation of flight behavior in several ways. Wing characteristics such as span, cord length, sweep [97, 98, 118], flight envelope [119], and surface texture [120] have all been the targets of morphing devices to generate desired wing behavior. Gliding wings, taking inspiration from the folding membrane wings of bats and insects, have also been studied [99, 121], allowing wing folding for storage and deployment. Flapping wing locomotion is the preferred method of many small scale robots as a result of the low Reynolds number regimes in which they operate making fixed wings impractical [122]. To this end, small scale elastic actuation systems have been developed alongside folding wings to enable this kind of flight [123–126]. A particular benefit of this mode of locomotion is the ability to continuously accelerate and hover [90].

The aquatic locomotion of soft robots has a number of applications and methodologies depending on the system's scale. At the micro to millimeter length, robots can be used in minimally invasive medical procedures to deliver drugs in hard to reach places [137] or for small scale manufacturing in fluids [138, 139]. In many of these cases, the biology of small organisms such as cells [138, 139] and jelly fish [140] are the inspiration for actuation, using artificial cilia or propulsion to move. On a larger scale, the bioinspired characteristics of aquatic soft robotic locomotion is largely made up by a combination of lift from hydrofoils, undulation, drag, and jet propulsion [89], and some examples can be seen in Figure 3. In the case of hydrofoils, biological inspiration from the fins and flippers of different sea creatures, such as rays [141, 142] and turtles

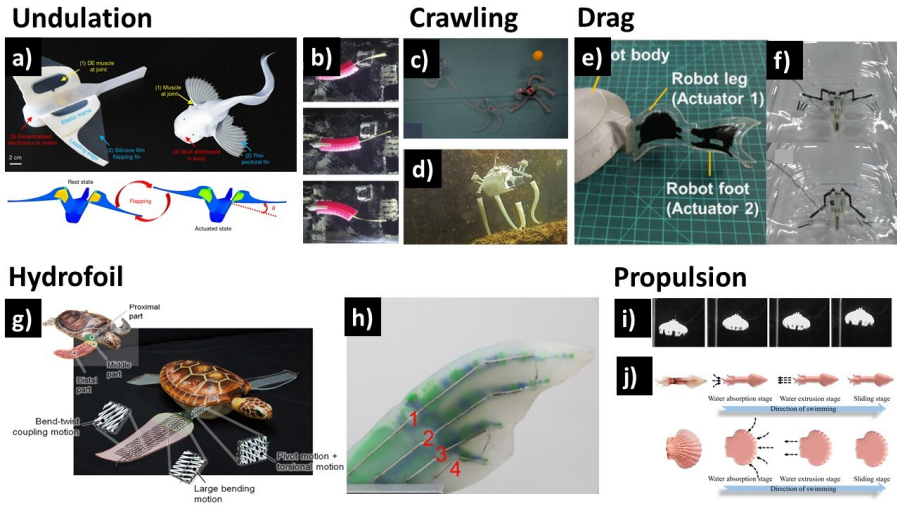



Fig. 3 Aquatic locomotion visual summary: a) flapping fish robot using DE actuators to move fins to generate thrust and control depth (©[2021] Mary Ann Liebert, Inc. Reprinted, with permission, from [127]); b) undulating fish tail actuated by pneu-nets (©[2017] Mary Ann Liebert, Inc. Reprinted, with permission, from [128]); c) starfish crawling device with SMA actuated tentacles which drag the robot (©[2020] IEEE. Reprinted, with permission, from [129]); d) multi-modal octopus demonstrating bethic crawling locomotion with electric motor driving the tentacle legs (©[2017] IOP Publishing, Ltd. Reprinted, with permission, from [130]); e) DEA leg of a biomimetic frog swimming robot exploiting webbed feet to increase drag (©[2017] IEEE. Reprinted, with permission, from [131]); f) insect swimming robot using DC motor actuated oars to induce drag [132] g) 3D printed SMA in biomimetic turtle fins to create different actuation based on scaffold structures (©[2016] IOP Publishing, Ltd. Reprinted, with permission, from [133]); h) a dorsal fin actuated by coiled polymer artificial muscles to influence drag, lift, and laminar-to-turbulent transitions of the hydrofoil [134]; i) jellyfish robot demonstrating propulsion lift sequence [135]; j) a diagram showing clam and squid propulsion processes to be recreated by robotics (©[2020] IOP Publishing, Ltd. Reprinted, with permission, from [136]).

[133], lead to an array of designs. These structures can change characteristics similarly to the wings used in cases of aerial locomotion, providing desired hydrodynamic force and forward thrust to the system. The undulatory swimming motion of fish has been well studied as a means to provide propulsion to aquatic robots [128, 143], and can be used in combination with hydrofoils, as seen in the case of animals such as rays [142]. In the context of aquatic locomotion, drag is employed by animals such as frogs and insects, which use their limbs like oars to move [131, 132]. Similar to aerial flapping, locomotion by exploiting drag allows desirable attributes for precise control and hovering in liquid environments. Inspiration for jet propulsion in soft aquatic robots comes from a variety of biological systems such as jellyfish, cephalopods, and scallops [135, 136, 144], lending benefits of large acceleration and manoeuvrability to soft robots which employ this methodology. Underwater surface crawling is also well represented in aquatic locomotion, often drawing inspiration from

Grasping with pneumatic and electromagnetic actuation



Grasping with artificial muscle actuation

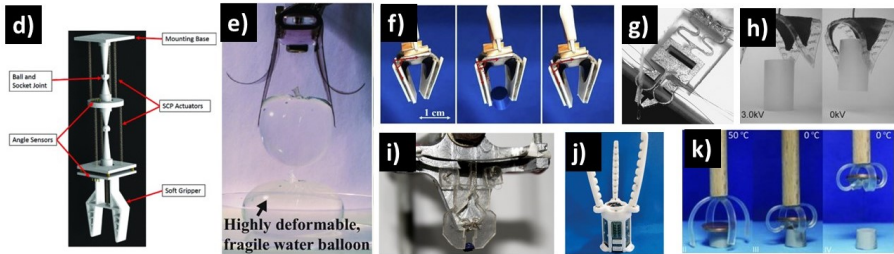


Fig. 4 Visual summary for grasping soft robots separating conventional and artificial muscle actuation: a) the starfish gripper, one of the first examples of pneu-net actuation implemented to enable grasping of an egg (©[2011] John Wiley & Sons, Inc. Reprinted, with permission, from [22]); b) tendon driven soft fingers actuated by a stepper motor allowing delicate berry picking to be performed (©[2022] IEEE. Reprinted, with permission, from [146]); c) compliant structure powered by electromagnetic motor for delicate interaction [147]; d) SCP driven gripper and arm with similar compliant structure to c at the end effector (©[2020] IEEE, Inc. Reprinted, with permission, from [148]); e) DEA driven gripper using electrostatic adhesion to enhance grasping capabilities (©[2016] John Wiley & Sons, Inc. Reprinted, with permission, from [149]); f) multilayer DEA driven gripper working to overcome gasping force limitations of single layer devices [150]; g) micro scale gripper created from SMA (©[2002] Elsevier. Reprinted, with permission, from [151]); h) DEA driven gripper designed using energy minimization techniques (©[2007] AIP Publishing. Reprinted, with permission, from [152]); i) millimeter scale IMPC actuated PDMS gripper (©[2015] Springer Nature. Reprinted, with permission, from [153]); j) SCP driven gripper using actuator thermal model for self-sensing (©[2021] IEEE, Inc. Reprinted, with permission, from [154]); k) thermally actuated SMP driven gripper lifting a quarter (©[2013] John Wiley & Sons, Inc. Reprinted, with permission, from [155]).

octopuses and starfish [129, 130, 145] as shown in the examples of Figure 3c and 3d, furthering exploratory capabilities.

3.2 Grasping

Grasping is fundamental to robotic environmental interactions [156], and softness in grasping implements allows for desirable outcomes when handling delicate or irregularly shaped objects. The broadening spectrum of potential interactions afforded by soft grasping systems has sparked significant investigation into the subject, and many approaches have been taken in the design of new grasping systems [42]. One such approach was utilized by the starfish gripper, which employs pneu-nets, and demonstrated soft handling of delicate food items by conforming to their shape due to inherent system compliance [8, 22]. The success of this design, the simplicity of its manufacturing, along with its

clear functional benefits, have led to further investigation into FEA driven grippers [53–55]. Alongside this approach, passive structures driven by external electromagnetic motors are well represented, commonly seen as grippers with tendon actuation or contact-driven deformation. Tendon driven grasping systems [146, 156–158], inspired by human fingers, are underactuated structures which close through application of tension to a tendon. While electric motors are commonly used to supply that tension, examples of artificial muscles in these systems also exist [159–161]. Similarly, passively compliant structures at a gripper’s points of contact can be actuated in fully soft [147], and combined soft/rigid systems [162, 163]. In both cases, these passive structures offer more delicate capabilities to systems which follow many conventions of rigid robotics by enabling similar shape conformance as that seen in the FEA gripper case. These approaches are visualized in Figure 4a-c.

In addition to those grasping systems employing electric motors and pneumatic devices for actuation, artificial muscles have been investigated for use in grasping devices as well. Often, this enables significant simplifications to a grasping device’s design, combining the grasping elements and actuation into one component. For example, DEA grasping devices have been demonstrated as single-component grippers [152, 164], typically using pretensioned DEA on a flat flexible frame to create a desired actuation. Current research on these devices focuses on overcoming their low generated grasping forces through multilayer stacking [150], electrostatic chucking [165], and other methods [42, 149, 166]. Similar system simplifications have been demonstrated with SMP [155, 167] and IMPC [153, 168, 169] actuation however material limitations such as low recovery stress in the case of the former, and slow response in the latter have limited recent interest. In the case of SMAs, their relatively high active stress and scalability have enabled several small scale grasping devices [151, 170–172] which is difficult to achieve through other methods. In addition to the single component gripper cases, super-coiled polymers (SCP), similar artificial muscles to the discussed TCAMs, have garnered attention as gripper actuators, as they help to overcome some of the issues of small stroke and loading limits of EAP grippers [148, 154]; however, systems employing them are similarly complicated to those tendon actuation systems. Examples of the described systems can be seen in Figure 4d-k.

3.3 Manipulation

Within the field of robotics, exactly defining manipulation can be somewhat challenging. Broadly, it refers to a system’s ability to control elements of its environment through selective contact [187]. This is a step beyond grasping, referring to a robot’s capabilities to move, reorient, or otherwise use objects they interact with [187, 188]. With the etymological roots of the word stemming from the Latin for hand, it makes sense that many of the existing soft robotic manipulators are inspired by the human hand [189–193]. These kinds of robots can be used for grasping, and towards controlling spacial orientation in limited domains; however, they are predominantly end-effectors which rely on other,

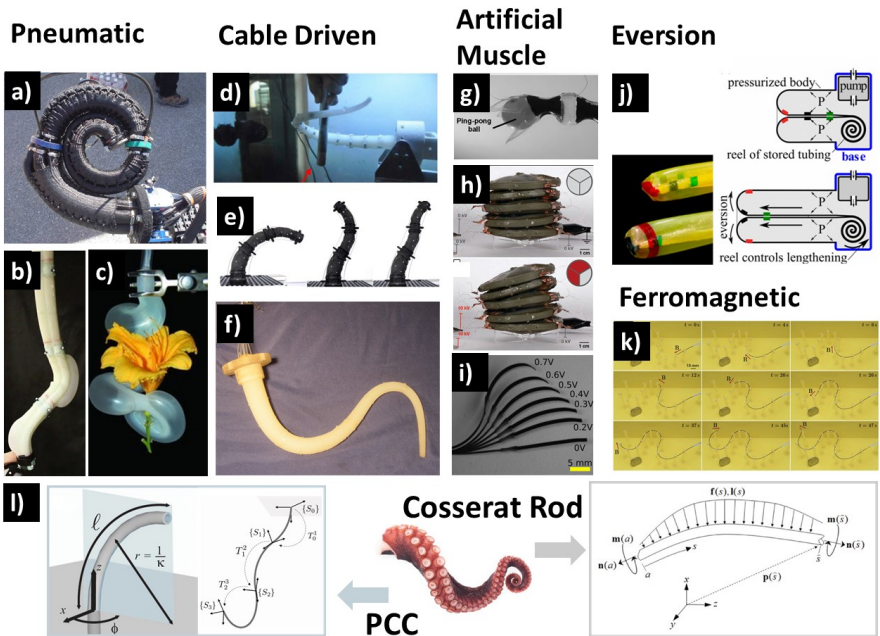


Fig. 5 Visual summary for soft manipulation devices separated by actuation method: a) Braided pneumatic artificial muscle manipulator with rigid section division (©[2006] IEEE. Reprinted, with permission, from [173]); b) FEA segmented manipulator with gripper end effector (©[2016] SAGE Publications. Reprinted, with permission, from [174]); c) FEA manipulator with delegate grasping capabilities (©[2013] John Wiley & Sons, Inc. Reprinted, with permission, from [175]); d) cable actuation tentacle with SMA placed in cross its cross section for elongation (©[2012] IOP Publishing. Reprinted, with permission, from [176]); e) cable driven manipulator made from soft components with rigid divisions between sections [177]; f) cable driven elastomer manipulator with embedded tendons (©[2014] IEEE. Reprinted, with permission, from [178]); g) three dimensional segmented manipulator actuated by DEA with an attached gripper (©[2020] Mary Ann Liebert, Inc. Reprinted, with permission, from [179]); h) HASEL actuated manipulator segment exploiting layer expansions to generate larger scale shape control (©[2020] John Wiley & Sons, Inc. Reprinted, with permission, from [180]); i) planar manipulator made from thin DEA actuated segments (©[2018] IEEE. Reprinted, with permission, from [181]); j) Eversion actuated extendable manipulator which elongates for exploration of confined environments (©[2018] IEEE. Reprinted, with permission, from [182]); k) submillimeter scale ferromagnetic manipulator capable of precise actuation in response to magnetic fields (©[2019] The American Association for the Advancement of Science. Reprinted, with permission, from [183]). l) Schematic representation showing the main differences between PCC and Cosserat rod based approaches. PCC separates the finite dimensional rod into discrete segments, each with given curvature characteristics, and the sum of these segments approximates the shape of the tentacle. The Cosserat rod evaluates the tentacle continuously, with changing curvature and shear across the length of the rod. (Images: PCC ©[2010] SAGE Publications. Reprinted, with permission, from [184], ©[2019] IEEE. Reprinted, with permission, from [185]; Cosserat [186])

often rigid, arms to reach their targets. These arms, with attached instruments for environmental interactions, are often what is being referred to when robots are called manipulators [194].

The field of robotic manipulation is well defined for rigid robotics [195, 196], but several challenges still remain for soft systems. In this field, many soft devices build on the foundational work of continuum manipulators [197], a class of robots taking inspiration from octopus tentacle and elephant trunk physiology, which deform about a central cord to grant themselves nearly infinite degrees of freedom. Still, a large amount of these manipulators could be considered to have near rigid cross sections [173, 198–200], taking away from the intended goal of safely entering and maneuvering in cluttered environments [194, 201]. This is often necessary to enable adequate precision in the presence of deflection resulting from gravity and other external loading [202]. Nevertheless, the promising potential of this class of robot drives research forward. As has been shown to be the case in soft robotics, a range of approaches are being taken to this end.

Pneumatic actuation in the form of McKibben artificial muscles [173, 198], pneu-nets [203], and other kinds of FEA [174, 175, 204–206] have shown varying degrees of success, with some examples confined to planar motion [174, 203] and others offering more capabilities at the cost of softness [173, 198]. Tendon driven manipulators also exist [177, 178, 207–209], pulling on discrete connection points along the length of the continuum arm to cause bending, emulating the longitudinal muscles of tentacles. Some systems have also exploited both tendon and pneumatic actuation to control stiffness along the arms length in addition to position [210, 211]. In these cases, the number of controllable degrees of freedom are limited by the number of discrete connection points of cables, or the inner geometry of inflatable chambers; however, they still clearly surpass the capabilities of conventional rigid link robots in this regard. More recently, alternatives to these well researched methods of actuation and construction have started to appear. Artificial muscle actuated systems using EAPs [179, 181], hydraulically amplified self-healing electrostatic (HASEL) actuators [180, 212], SMAs [176] and SCPs [213] exist, but research in the area is quite young. Along side these example, unique actuation mechanisms such as pressure driven eversion (inspired by plants) [182, 214] and ferromagnetic composite ink [183, 215] have also emerged, enabling precise exploratory capabilities in delicate and small environments. A variety of examples of these soft continuum manipulators are given in Figure 5. Given the trajectory of research, it seems that it is in smaller scales that many of the advantages of soft manipulation systems begin to outweigh those of rigid counterparts, as unique actuation mechanisms enable robots to enter new task spaces.

4 Modeling and Control

Given the similarities in the design of many bioinspired soft robots, stemming from attempts to replicate continuously deformable creatures such as snakes,

or appendages such as octopus tentacles and elephant trunks, there are significant overlaps in modeling and control practices between many of the systems encompassed in the field. The importance of these topics to the implementation of robotic systems lends to a need for understanding common techniques used in this subsection of the field. Finite element methods (FEM) and finite dimensional models, such as piecewise constant curvature (PCC) or Cosserat rod models (visualized in Figure 5i), are among the most common approaches to modeling in the field, and they are often used to aid in the development of control methodologies.

The modeling of elastic and hyperelastic materials using FEM is a field with a long history [216, 217]. These methods have continued to be used for soft robotics, predominantly to aid in the design of structures to obtain desired behaviors, and to ensure performance and controllability [218–221]. Recent research in this area puts large emphasis on computational efficiency [220, 222], which has even enabled realtime observers and control strategies using reduced order finite element models [223–226]. This is desirable, especially in the case of robots with atypical designs [223, 224]; however, the high dimensionality of FEM models makes controller formulation difficult, and given the unique geometries of individual designs, general practices are hard to establish.

Alongside these developments, finite dimensional models have been another well documented approach to simulate flexible systems with high aspect ratios [227], a category that encompasses various biomimetic soft robots. These models each use a similar underlying concept, simplifying a slender system into a finite dimensional rod which can be characterized by the position and orientation of any point along its arc length. The simplified nature of these models, which ignores intricate geometry that FEM can account for, makes them more suited for controller development than design.

Among these methods, PCC models [184, 228, 229] are some of the easiest to implement. A PCC model discretizes a rod along the arc length, and works under a few strong assumptions: strain is constant along the arc length; the curvature in any given discretized section is equivalently distributed; sections connect such that they are continuously differentiable [184, 227]. These assumptions lead to key advantages for this approach. First, the resulting system of equations is expressed as an ordinary differential equation (ODE), which is generally easier to work with than the partial differential equations (PDE) common in modeling continuum systems. Second, given a further assumption that local curvature occurs in one plane, PCC models can be viewed as an extension of serial manipulators, where curvature sections are analogous to revolute joints and links [227]. This modeling technique has been used for the formulation of several kinds of feedback controllers. Examples of these primarily include variations on PD controllers to regulate tip position or curvature angle [154, 185, 229–231], but examples of shape planning [232] and optimal control [233, 234] have also recently emerged. It is notable that in the case of PD controllers, gain is often limited, and the integral term is neglected to maintain the inherent system softness [185].

Alternative to PCC, the Cosserat rod model, which extends from the classical Kirchhoff rod model [235], is a set of PDEs capable of capturing all modes of deformation along a rod [186, 236–239]. This model’s capabilities are increasingly desirable as more capable continuum systems emerge. Many control systems based on Cosserat theory design input force profiles necessary for obtaining desired system shape using infinite dimensional state feedback control [240], sensory feedback [241], slide mode control [242], model-based machine learning [243, 244], and principles of optimal control [245–249], to name a few. Many of these controllers are tested only in simulation, as construction of systems capable of creating desired force profiles is still a topic of active research (see Section 3.3).

5 Discussion

Despite its youth, the field of biomimetic soft robotics has demonstrated significant staying power in the larger scheme of robotics [2]. As evidenced by this review, the development of bioinspired soft systems has enabled weight reduction, system miniaturization, and unique actuation which vastly exceed the scope of conventional systems, and research trends suggest more to come. Further development fabrication process using additive manufacturing is set to ease soft robotic production and facilitate more complex designs [250], and self healing materials promise more longevity to soft systems through resilience to damage and degradation [251, 252]. Even so, several challenges remain in many parts of the field, due in some part to the difficulties associated with replicating efficient biological actuation. Continued materials research and the further investigation of artificial muscles is important to close the gap between soft technologies and biology. Additionally, the youth of the field can be seen in the need for improved design tools. While FEM is being developed with pneumatic systems in mind [220], optimizing the design of soft robots is still a process in its very early stages, partially as a result of still developing models for the wide variety of newly available materials [253]. Broadly applicable simulation efforts could aid in the design process over time, streamlining existing processes. Tangentially, continued improvement in reducing computational cost in modeling and simulation is important to efficient controller design and implementation on soft systems [254]. Numerical methods for efficient solutions to models, such as the Cosserat rod model, could reduce system computational needs enabling weight reduction in on board computers. Additionally, further investigation into unteathered designs for soft continuum robots, which may be able to create desired force profiles along their length, is necessary in order to fully benefit from the implementation of higher end controllers.

6 Conclusion

This review has provided an overview of the state of the art in bioinspired soft robots with the hope of stimulating innovative and interdisciplinary research advances in this field.

7 Acknowledgements

This work was supported by DARPA (Young Faculty Award grant no. W911NF2110344-0011679424), ONR (grant no. N00014-20-1-2224, grant no. N00014-22-1-2021, and Young Investigator Program no. N00014-23-1-2116), and Iowa NASA EPSCoR Competitive Research Network (subaward no. 025372A from Iowa state University)

8 Conflicts of Interest

The authors declare that they have no conflict of interest.

9 Human and Animal Rights and Informed Consent

This article does not contain any studies with human or animal subjects performed by any of the authors.

References

- [1] Nickel, V.L., Perry, J., Garrett, A.L.: Development of useful function in the severely paralyzed hand. *JBSJ* **45**(5), 933–952 (1963)
- [2] Bao, G., Fang, H., Chen, L., Wan, Y., Xu, F., Yang, Q., Zhang, L.: Soft robotics: academic insights and perspectives through bibliometric analysis. *Soft robotics* **5**(3), 229–241 (2018)
- [3] Laschi, C., Mazzolai, B., Cianchetti, M.: Soft robotics: Technologies and systems pushing the boundaries of robot abilities. *Science robotics* **1**(1), 3690 (2016)
- [4] Albu-Schaffer, A., Fischer, M., Schreiber, G., Schoeppe, F., Hirzinger, G.: Soft robotics: what cartesian stiffness can obtain with passively compliant, uncoupled joints? In: 2004 IEEE/RSJ International Conference on Intelligent Robots and Systems (IROS)(IEEE Cat. No. 04CH37566), vol. 4, pp. 3295–3301 (2004). IEEE
- [5] Wang, L., Iida, F.: Deformation in soft-matter robotics: A categorization and quantitative characterization. *IEEE Robotics & Automation Magazine* **22**(3), 125–139 (2015)
- [6] Rus, D., Tolley, M.T.: Design, fabrication and control of soft robots. *Nature* **521**(7553), 467–475 (2015)
- [7] Chen, A., Yin, R., Cao, L., Yuan, C., Ding, H., Zhang, W.: Soft robotics: Definition and research issues. In: 2017 24th International Conference

- on Mechatronics and Machine Vision in Practice (M2VIP), pp. 366–370 (2017). IEEE
- [8] Whitesides, G.M.: Soft robotics. *Angewandte Chemie International Edition* **57**(16), 4258–4273 (2018)
- [9] Acemoglu, D., Restrepo, P.: Robots and jobs: Evidence from us labor markets. *Journal of Political Economy* **128**(6), 2188–2244 (2020)
- [10] Diodato, A., Brancadoro, M., De Rossi, G., Abidi, H., Dall’Alba, D., Muradore, R., Ciuti, G., Fiorini, P., Menciassi, A., Cianchetti, M.: Soft robotic manipulator for improving dexterity in minimally invasive surgery. *Surgical innovation* **25**(1), 69–76 (2018)
- [11] Aracri, S., Giorgio-Serchi, F., Suaria, G., Sayed, M.E., Nemitz, M.P., Mahon, S., Stokes, A.A.: Soft robots for ocean exploration and offshore operations: A perspective. *Soft Robotics* **8**(6), 625–639 (2021)
- [12] Peck, M.: Soft-robotic rover with electrodynamic power scavenging. Technical report (2016)
- [13] Albu-Schaffer, A., Eiberger, O., Grebenstein, M., Haddadin, S., Ott, C., Wimbock, T., Wolf, S., Hirzinger, G.: Soft robotics. *IEEE Robotics & Automation Magazine* **15**(3), 20–30 (2008)
- [14] Coyle, S., Majidi, C., LeDuc, P., Hsia, K.J.: Bio-inspired soft robotics: Material selection, actuation, and design. *Extreme Mechanics Letters* **22**, 51–59 (2018)
- [15] Greco, C., Kotak, P., Pagnotta, L., Lamuta, C.: The evolution of mechanical actuation: from conventional actuators to artificial muscles. *International Materials Reviews* **67**(6), 575–619 (2022)
- [16] Kim, S., Laschi, C., Trimmer, B.: Soft robotics: a bioinspired evolution in robotics. *Trends in biotechnology* **31**(5), 287–294 (2013)
- [17] Manti, M., Cacucciolo, V., Cianchetti, M.: Stiffening in soft robotics: A review of the state of the art. *IEEE Robotics & Automation Magazine* **23**(3), 93–106 (2016)
- [18] Xu, F., Wang, H., Chen, W., Miao, Y.: Visual servoing of a cable-driven soft robot manipulator with shape feature. *IEEE Robotics and Automation Letters* **6**(3), 4281–4288 (2021)
- [19] Mohith, S., Upadhya, A.R., Navin, K.P., Kulkarni, S., Rao, M.: Recent trends in piezoelectric actuators for precision motion and their applications: A review. *Smart Materials and Structures* **30**(1), 013002 (2020)

- [20] Wu, Y., Yim, J.K., Liang, J., Shao, Z., Qi, M., Zhong, J., Luo, Z., Yan, X., Zhang, M., Wang, X., *et al.*: Insect-scale fast moving and ultrarobust soft robot. *Science robotics* **4**(32), 1594 (2019)
- [21] *Giovinco, V., Kotak, P., Cichella, V., Maletta, C., Lamuta, C.: Dynamic model for the tensile actuation of thermally and electro-thermally actuated twisted and coiled artificial muscles (TCAMs). *Smart Materials and Structures* **29**(2), 025004 (2019).
Twisted and coiled artificial muscles (TCAM) are a promising artificial muscle candidate for many soft applications. This paper formulates a physics based model for the thermal actuation of carbon fiber silicone rubber TCAMs which is ideal for controller formulation.
- [22] Ilievski, F., Mazzeo, A.D., Shepherd, R.F., Chen, X., Whitesides, G.M.: Soft robotics for chemists. *Angewandte Chemie* **123**(8), 1930–1935 (2011)
- [23] Zhang, K., Zhu, Y., Lou, C., Zheng, P., Kovač, M.: A design and fabrication approach for pneumatic soft robotic arms using 3d printed origami skeletons. In: 2019 2nd IEEE International Conference on Soft Robotics (RoboSoft), pp. 821–827 (2019). IEEE
- [24] Lu, C., Yang, Y., Wang, J., Fu, R., Zhao, X., Zhao, L., Ming, Y., Hu, Y., Lin, H., Tao, X., *et al.*: High-performance graphdiyne-based electrochemical actuators. *Nature communications* **9**(1), 752 (2018)
- [25] Romasanta, L.J., López-Manchado, M.A., Verdejo, R.: Increasing the performance of dielectric elastomer actuators: A review from the materials perspective. *Progress in Polymer Science* **51**, 188–211 (2015)
- [26] Kalita, B., Leonessa, A., Dwivedy, S.K.: A review on the development of pneumatic artificial muscle actuators: Force model and application. In: *Actuators*, vol. 11, p. 288 (2022). MDPI
- [27] Huang, X., Kumar, K., Jawed, M.K., Mohammadi Nasab, A., Ye, Z., Shan, W., Majidi, C.: Highly dynamic shape memory alloy actuator for fast moving soft robots. *Advanced Materials Technologies* **4**(4), 1800540 (2019)
- [28] Zare, M., Prabhakaran, M.P., Parvin, N., Ramakrishna, S.: Thermally-induced two-way shape memory polymers: Mechanisms, structures, and applications. *Chemical Engineering Journal* **374**, 706–720 (2019)
- [29] Gall, K., Kreiner, P., Turner, D., Hulse, M.: Shape-memory polymers for microelectromechanical systems. *Journal of microelectromechanical systems* **13**(3), 472–483 (2004)

- [30] Small IV, W., Singhal, P., Wilson, T.S., Maitland, D.J.: Biomedical applications of thermally activated shape memory polymers. *Journal of materials chemistry* **20**(17), 3356–3366 (2010)
- [31] Miaudet, P., Derre, A., Maugey, M., Zakri, C., Piccione, P.M., Inoubli, R., Poulin, P.: Shape and temperature memory of nanocomposites with broadened glass transition. *Science* **318**(5854), 1294–1296 (2007)
- [32] Leng, J., Lan, X., Liu, Y., Du, S.: Shape-memory polymers and their composites: stimulus methods and applications. *Progress in Materials Science* **56**(7), 1077–1135 (2011)
- [33] Madden, J.D., Vandesteeg, N.A., Anquetil, P.A., Madden, P.G., Takshi, A., Pytel, R.Z., Lafontaine, S.R., Wieringa, P.A., Hunter, I.W.: Artificial muscle technology: physical principles and naval prospects. *IEEE Journal of oceanic engineering* **29**(3), 706–728 (2004)
- [34] Foroughi, J., Spinks, G.M., Wallace, G.G., Oh, J., Kozlov, M.E., Fang, S., Mirfakhrai, T., Madden, J.D., Shin, M.K., Kim, S.J., *et al.*: Torsional carbon nanotube artificial muscles. *Science* **334**(6055), 494–497 (2011)
- [35] Chen, P., Xu, Y., He, S., Sun, X., Pan, S., Deng, J., Chen, D., Peng, H.: Hierarchically arranged helical fibre actuators driven by solvents and vapours. *Nature nanotechnology* **10**(12), 1077–1083 (2015)
- [36] Mirvakili, S.M., Hunter, I.W.: Artificial muscles: Mechanisms, applications, and challenges. *Advanced Materials* **30**(6), 1704407 (2018)
- [37] Hartl, D.J., Lagoudas, D.C.: Aerospace applications of shape memory alloys. *Proceedings of the Institution of Mechanical Engineers, Part G: Journal of Aerospace Engineering* **221**(4), 535–552 (2007)
- [38] Brochu, P., Pei, Q.: Advances in dielectric elastomers for actuators and artificial muscles. *Macromolecular rapid communications* **31**(1), 10–36 (2010)
- [39] Uchino, K.: *Advanced Piezoelectric Materials: Science and Technology*. Woodhead Publishing, United Kingdom (2017)
- [40] Daerden, F., Lefeber, D., *et al.*: Pneumatic artificial muscles: actuators for robotics and automation. *European journal of mechanical and environmental engineering* **47**(1), 11–21 (2002)
- [41] Li, S., Vogt, D.M., Rus, D., Wood, R.J.: Fluid-driven origami-inspired artificial muscles. *Proceedings of the National academy of Sciences* **114**(50), 13132–13137 (2017)

- [42] Shintake, J., Cacucciolo, V., Floreano, D., Shea, H.: Soft robotic grippers. *Advanced materials* **30**(29), 1707035 (2018)
- [43] Walker, J., Zidek, T., Harbel, C., Yoon, S., Strickland, F.S., Kumar, S., Shin, M.: Soft robotics: A review of recent developments of pneumatic soft actuators. In: *Actuators*, vol. 9, p. 3 (2020). MDPI
- [44] Wang, T., Ge, L., Gu, G.: Programmable design of soft pneu-net actuators with oblique chambers can generate coupled bending and twisting motions. *Sensors and Actuators A: Physical* **271**, 131–138 (2018)
- [45] Gu, G., Wang, D., Ge, L., Zhu, X.: Analytical modeling and design of generalized pneu-net soft actuators with three-dimensional deformations. *Soft robotics* **8**(4), 462–477 (2021)
- [46] Natarajan, E., Chia, K.Y., Faudzi, A.A.M., Lim, W.H., Ang, C.K., Jafaari, A.: Bio inspired salamander robot with pneu-net soft actuators—design and walking gait analysis. *Bulletin of the Polish Academy of Sciences: Technical Sciences*, 137055–137055 (2021)
- [47] Zhang, X., Oseyemi, A.E.: A herringbone soft pneu-net actuator for enhanced conformal gripping. *Robotica* **40**(5), 1345–1360 (2022)
- [48] de Payrebrune, K.M., O’Reilly, O.M.: On constitutive relations for a rod-based model of a pneu-net bending actuator. *Extreme Mechanics Letters* **8**, 38–46 (2016)
- [49] Jiang, C., Wang, D., Zhao, B., Liao, Z., Gu, G.: Modeling and inverse design of bio-inspired multi-segment pneu-net soft manipulators for 3d trajectory motion. *Applied Physics Reviews* **8**(4), 041416 (2021)
- [50] Walker, J., Zidek, T., Harbel, C., Yoon, S., Strickland, F.S., Kumar, S., Shin, M.: Soft robotics: A review of recent developments of pneumatic soft actuators. In: *Actuators*, vol. 9, p. 3 (2020). MDPI
- [51] Shepherd, R.F., Iliovski, F., Choi, W., Morin, S.A., Stokes, A.A., Mazzeo, A.D., Chen, X., Wang, M., Whitesides, G.M.: Multigait soft robot. *Proceedings of the national academy of sciences* **108**(51), 20400–20403 (2011)
- [52] Tang, Z., Lu, J., Wang, Z., Ma, G., Chen, W., Feng, H.: Development of a new multi-cavity pneumatic-driven earthworm-like soft robot. *Robotica* **38**(12), 2290–2304 (2020)
- [53] Huang, W., Xiao, J., Xu, Z.: A variable structure pneumatic soft robot. *Scientific Reports* **10**(1), 1–15 (2020)

- [54] Chen, Z., Liang, X., Wu, T., Yin, T., Xiang, Y., Qu, S.: Pneumatically actuated soft robotic arm for adaptable grasping. *Acta Mechanica Sinica* **31**(5), 608–622 (2018)
- [55] Homberg, B.S., Katzschmann, R.K., Dogar, M.R., Rus, D.: Robust proprioceptive grasping with a soft robot hand. *Autonomous Robots* **43**(3), 681–696 (2019)
- [56] Yu, M., Yang, W., Yu, Y., Cheng, X., Jiao, Z.: A crawling soft robot driven by pneumatic foldable actuators based on miura-ori. In: *Actuators*, vol. 9, p. 26 (2020). MDPI
- [57] Paez, L., Agarwal, G., Paik, J.: Design and analysis of a soft pneumatic actuator with origami shell reinforcement. *Soft Robotics* **3**(3), 109–119 (2016)
- [58] Son, H., Park, Y., Na, Y., Yoon, C.: 4d multiscale origami soft robots: A review. *Polymers* **14**(19), 4235 (2022)
- [59] Bern, J.M., Banzet, P., Poranne, R., Coros, S.: Trajectory optimization for cable-driven soft robot locomotion. In: *Robotics: Science and Systems*, vol. 1 (2019)
- [60] Wang, H., Zhang, R., Chen, W., Wang, X., Pfeifer, R.: A cable-driven soft robot surgical system for cardiothoracic endoscopic surgery: preclinical tests in animals. *Surgical endoscopy* **31**(8), 3152–3158 (2017)
- [61] Zhang, J., Sheng, J., O’Neill, C.T., Walsh, C.J., Wood, R.J., Ryu, J.-H., Desai, J.P., Yip, M.C.: Robotic artificial muscles: Current progress and future perspectives. *IEEE transactions on robotics* **35**(3), 761–781 (2019)
- [62] Wang, J., Gao, D., Lee, P.S.: Recent progress in artificial muscles for interactive soft robotics. *Advanced Materials* **33**(19), 2003088 (2021)
- [63] Naficy, S., Spinks, G.M., Baughman, R.H.: Bio-inspired polymer artificial muscles. In: *Bio-inspired Polymers*, pp. 429–459. Royal Society of Chemistry, London (2016)
- [64] Kofod, G.: Dielectric elastomer actuators. *Chemistry* (2001)
- [65] Hajiesmaili, E., Clarke, D.R.: Dielectric elastomer actuators. *Journal of Applied Physics* **129**(15), 151102 (2021)
- [66] O’Halloran, A., O’malley, F., McHugh, P.: A review on dielectric elastomer actuators, technology, applications, and challenges. *Journal of Applied Physics* **104**(7), 9 (2008)

- [67] Samatham, R., Kim, K., Dogruer, D., Choi, H., Konyo, M., Madden, J., Nakabo, Y., Nam, J.-D., Su, J., Tadokoro, S., et al.: Active polymers: an overview. *Electroactive polymers for robotic applications*, 1–36 (2007)
- [68] Shahinpoor, M., Bar-Cohen, Y., Simpson, J., Smith, J.: Ionic polymer-metal composites (IPMCs) as biomimetic sensors, actuators and artificial muscles—a review. *Smart materials and structures* **7**(6), 15 (1998)
- [69] Bar-Cohen, Y.: Electroactive polymer actuators as artificial muscles. Potential and challenges, *PM* **98** (2004)
- [70] Bahramzadeh, Y., Shahinpoor, M.: A review of ionic polymeric soft actuators and sensors. *Soft Robotics* **1**(1), 38–52 (2014)
- [71] Yang, L., Zhang, D., Wang, H., Zhang, X.: Actuation modeling of ionic-polymer metal composite actuators using micromechanics approach. *Advanced Engineering Materials* **22**(12), 2000537 (2020)
- [72] Aabloo, A., Belikov, J., Kaparin, V., Kotta, Ü.: Challenges and perspectives in control of ionic polymer-metal composite (ipmc) actuators: A survey. *IEEE Access* **8**, 121059–121073 (2020)
- [73] Yang, D., Verma, M.S., So, J.-H., Mosadegh, B., Keplinger, C., Lee, B., Khashai, F., Lossner, E., Suo, Z., Whitesides, G.M.: Buckling pneumatic linear actuators inspired by muscle. *Advanced Materials Technologies* **1**(3), 1600055 (2016)
- [74] Tiwari, R., Meller, M.A., Wajcs, K.B., Moses, C., Reveles, I., Garcia, E.: Hydraulic artificial muscles. *Journal of Intelligent Material Systems and Structures* **23**(3), 301–312 (2012)
- [75] Peng, J., Chen, X.: A survey of modeling and control of piezoelectric actuators (2013)
- [76] Shouji, Y., Sekine, T., Ito, K., Ito, N., Yasuda, T., Wang, Y.-F., Takeda, Y., Kumaki, D., Santos, F.D.D., Miyabo, A., et al.: Fast response, high-power tunable ultrathin soft actuator by functional piezoelectric material composite for haptic device application. *Advanced Electronic Materials*, 2201040 (2023)
- [77] Huang, X., Kumar, K., Jawed, M.K., Nasab, A.M., Ye, Z., Shan, W., Majidi, C.: Chasing biomimetic locomotion speeds: Creating untethered soft robots with shape memory alloy actuators. *Science Robotics* **3**(25), 7557 (2018)
- [78] Jin, H., Dong, E., Xu, M., Liu, C., Alici, G., Jie, Y.: Soft and smart modular structures actuated by shape memory alloy (SMA) wires as

- tentacles of soft robots. *Smart Materials and Structures* **25**(8), 085026 (2016)
- [79] Mohd Jani, J., Leary, M., Subic, A.: Designing shape memory alloy linear actuators: A review. *Journal of Intelligent Material Systems and Structures* **28**(13), 1699–1718 (2017)
- [80] Jani, J.M., Leary, M., Subic, A., Gibson, M.A.: A review of shape memory alloy research, applications and opportunities. *Materials & Design* (1980-2015) **56**, 1078–1113 (2014)
- [81] Ali, H.F., Kim, Y.: Novel artificial muscle using shape memory alloy spring bundles in honeycomb architecture in bi-directions. *Microsystem Technologies* **28**(10), 2315–2324 (2022)
- [82] Taniguchi, H.: Flexible artificial muscle actuator using coiled shape memory alloy wires. *APCBEE procedia* **7**, 54–59 (2013)
- [83] Xia, Y., He, Y., Zhang, F., Liu, Y., Leng, J.: A review of shape memory polymers and composites: mechanisms, materials, and applications. *Advanced materials* **33**(6), 2000713 (2021)
- [84] Zhang, J., Simeonov, A., Yip, M.C.: Three-dimensional hysteresis compensation enhances accuracy of robotic artificial muscles. *Smart Materials and Structures* **27**(3), 035002 (2018)
- [85] Haines, C.S., Lima, M.D., Li, N., Spinks, G.M., Foroughi, J., Madden, J.D., Kim, S.H., Fang, S., Jung de Andrade, M., Göktepe, F., *et al.*: Artificial muscles from fishing line and sewing thread. *science* **343**(6173), 868–872 (2014)
- [86] Madden, J.D., Kianzad, S.: Twisted lines: Artificial muscle and advanced instruments can be formed from nylon threads and fabric. *IEEE pulse* **6**(1), 32–35 (2015)
- [87] Lamuta, C., Messelot, S., Tawfick, S.: Theory of the tensile actuation of fiber reinforced coiled muscles. *Smart Materials and Structures* **27**(5), 055018 (2018)
- [88] Lamuta, C., He, H., Zhang, K., Rogalski, M., Sottos, N., Tawfick, S.: Digital texture voxels for stretchable morphing skin applications. *Advanced materials technologies* **4**(8), 1900260 (2019)
- [89] Calisti, M., Picardi, G., Laschi, C.: Fundamentals of soft robot locomotion. *Journal of The Royal Society Interface* **14**(130), 20170101 (2017)

- [90] Ng, C.S.X., Tan, M.W.M., Xu, C., Yang, Z., Lee, P.S., Lum, G.Z.: Locomotion of miniature soft robots. *Advanced Materials* **33**(19), 2003558 (2021)
- [91] Pal, A., Restrepo, V., Goswami, D., Martinez, R.V.: Exploiting mechanical instabilities in soft robotics: control, sensing, and actuation. *Advanced Materials* **33**(19), 2006939 (2021)
- [92] Xie, R., Su, M., Zhang, Y., Li, M., Zhu, H., Guan, Y.: Pisrob: A pneumatic soft robot for locomoting like an inchworm. In: 2018 IEEE International Conference on Robotics and Automation (ICRA), pp. 3448–3453 (2018). <https://doi.org/10.1109/ICRA.2018.8461189>
- [93] Ahn, C., Liang, X., Cai, S.: Bioinspired design of light-powered crawling, squeezing, and jumping untethered soft robot. *Advanced materials technologies* **4**(7), 1900185 (2019)
- [94] Tolley, M.T., Shepherd, R.F., Karpelson, M., Bartlett, N.W., Galloway, K.C., Wehner, M., Nunes, R., Whitesides, G.M., Wood, R.J.: An untethered jumping soft robot. In: 2014 IEEE/RSJ International Conference on Intelligent Robots and Systems, pp. 561–566 (2014). IEEE
- [95] Zhai, F., Feng, Y., Li, Z., Xie, Y., Ge, J., Wang, H., Qiu, W., Feng, W.: 4d-printed untethered self-propelling soft robot with tactile perception: Rolling, racing, and exploring. *Matter* **4**(10), 3313–3326 (2021)
- [96] Li, W.-B., Zhang, W.-M., Zou, H.-X., Peng, Z.-K., Meng, G.: A fast rolling soft robot driven by dielectric elastomer. *IEEE/ASME Transactions on Mechatronics* **23**(4), 1630–1640 (2018)
- [97] Siddall, R., Ortega Ancel, A., Kovač, M.: Wind and water tunnel testing of a morphing aquatic micro air vehicle. *Interface focus* **7**(1), 20160085 (2017)
- [98] Sofa, A., Meguid, S., Tan, K., Yeo, W.: Shape morphing of aircraft wing: Status and challenges. *Materials & Design* **31**(3), 1284–1292 (2010)
- [99] Faber, J.A., Arrieta, A.F., Studart, A.R.: Bioinspired spring origami. *Science* **359**(6382), 1386–1391 (2018)
- [100] Vaughan, O.: Robobee breaks free. *Nature Electronics* **2**(7), 265–265 (2019)
- [101] Helbling, E.F., Fuller, S.B., Wood, R.J.: Pitch and yaw control of a robotic insect using an onboard magnetometer. In: 2014 IEEE International Conference on Robotics and Automation (ICRA), pp. 5516–5522 (2014). IEEE

- [102] Ristroph, L., Childress, S.: Stable hovering of a jellyfish-like flying machine. *Journal of the Royal Society Interface* **11**(92), 20130992 (2014)
- [103] Graule, M.A., Chirarattananon, P., Fuller, S.B., Jafferis, N.T., Ma, K.Y., Spenko, M., Kornbluh, R., Wood, R.J.: Perching and takeoff of a robotic insect on overhangs using switchable electrostatic adhesion. *Science* **352**(6288), 978–982 (2016)
- [104] Zhu, L., Cao, Y., Liu, Y., Yang, Z., Chen, X.: Architectures of soft robotic locomotion enabled by simple mechanical principles. *Soft matter* **13**(25), 4441–4456 (2017)
- [105] Schuldt, D.W., Rife, J., Trimmer, B.: Template for robust soft-body crawling with reflex-triggered gripping. *Bioinspiration & biomimetics* **10**(1), 016018 (2015)
- [106] Rozen-Levy, S., Messner, W., Trimmer, B.A.: The design and development of branch bot: a branch-crawling, caterpillar-inspired, soft robot. *The International Journal of Robotics Research* **40**(1), 24–36 (2021)
- [107] Ze, Q., Wu, S., Nishikawa, J., Dai, J., Sun, Y., Leanza, S., Zemelka, C., Novelino, L.S., Paulino, G.H., Zhao, R.R.: Soft robotic origami crawler. *Science advances* **8**(13), 7834 (2022)
- [108] Seok, S., Onal, C.D., Wood, R., Rus, D., Kim, S.: Peristaltic locomotion with antagonistic actuators in soft robotics. In: 2010 IEEE International Conference on Robotics and Automation, pp. 1228–1233 (2010). IEEE
- [109] Kandhari, A., Wang, Y., Chiel, H.J., Quinn, R.D., Daltorio, K.A.: An analysis of peristaltic locomotion for maximizing velocity or minimizing cost of transport of earthworm-like robots. *Soft Robotics* **8**(4), 485–505 (2021)
- [110] Onal, C.D., Rus, D.: Autonomous undulatory serpentine locomotion utilizing body dynamics of a fluidic soft robot. *Bioinspiration & biomimetics* **8**(2), 026003 (2013)
- [111] Qi, X., Gao, T., Tan, X.: Bioinspired 3D-printed snakeskins enable effective serpentine locomotion of a soft robotic snake. *Soft Robotics* (2022)
- [112] Yang, Y., Zhang, M., Li, D., Shen, Y.: Graphene-based light-driven soft robot with snake-inspired concertina and serpentine locomotion. *Advanced Materials Technologies* **4**(1), 1800366 (2019)
- [113] Sun, Y., Abudula, A., Yang, H., Chiang, S.-S., Wan, Z., Ozel, S., Hall, R., Skorina, E., Luo, M., Onal, C.D.: Soft mobile robots: a review of soft

- robotic locomotion modes. *Current Robotics Reports*, 1–27 (2021)
- [114] Choi, J., Han, S., Baliwag, M., Kim, B.H., Jang, H., Kim, J.-T., Hong, I., Kim, T., Kang, S.M., Lee, K.-T., *et al.*: Artificial stretchable armor for skin-interfaced wearable devices and soft robotics. *Extreme Mechanics Letters* **50**, 101537 (2022)
- [115] Sugiyama, Y., Hirai, S.: Crawling and jumping of deformable soft robot. In: 2004 IEEE/RSJ International Conference on Intelligent Robots and Systems (IROS)(IEEE Cat. No. 04CH37566), vol. 4, pp. 3276–3281 (2004). IEEE
- [116] Xiao, Y.-Y., Jiang, Z.-C., Zhao, Y.: Liquid crystal polymer-based soft robots. *Advanced Intelligent Systems* **2**(12), 2000148 (2020)
- [117] Fu, L., Zhao, W., Ma, J., Yang, M., Liu, X., Zhang, L., Chen, Y.: A humidity-powered soft robot with fast rolling locomotion. *Research* **2022** (2022)
- [118] Blondeau, J., Pines, D.: Wind tunnel testing of a morphing aspect ratio wing using an pneumatic telescoping spar. In: 2nd AIAA” Unmanned Unlimited” Conf. and Workshop & Exhibit, p. 6659 (2003)
- [119] Vasista, S., Tong, L., Wong, K.: Realization of morphing wings: a multidisciplinary challenge. *Journal of aircraft* **49**(1), 11–28 (2012)
- [120] Bartley-Cho, J.D., Wang, D.P., Martin, C.A., Kudva, J.N., West, M.N.: Development of high-rate, adaptive trailing edge control surface for the smart wing phase 2 wind tunnel model. *Journal of Intelligent Material Systems and Structures* **15**(4), 279–291 (2004)
- [121] Bleischwitz, R., de Kat, R., Ganapathisubramani, B.: Aspect-ratio effects on aeromechanics of membrane wings at moderate reynolds numbers. *AIAA Journal* **53**(3), 780–788 (2015)
- [122] Farrell Helbling, E., Wood, R.J.: A review of propulsion, power, and control architectures for insect-scale flapping-wing vehicles. *Applied Mechanics Reviews* **70**(1) (2018)
- [123] Whitney, J.P., Wood, R.J.: Aeromechanics of passive rotation in flapping flight. *Journal of fluid mechanics* **660**, 197–220 (2010)
- [124] Zhao, L., Huang, Q., Deng, X., Sane, S.P.: Aerodynamic effects of flexibility in flapping wings. *Journal of the royal society Interface* **7**(44), 485–497 (2010)
- [125] Tanaka, H., Okada, H., Shimasue, Y., Liu, H.: Flexible flapping wings

- with self-organized microwrinkles. *Bioinspiration & biomimetics* **10**(4), 046005 (2015)
- [126] Chen, L., Yang, F.L., Wang, Y.Q.: Analysis of nonlinear aerodynamic performance and passive deformation of a flexible flapping wing in hover flight. *Journal of Fluids and Structures* **108**, 103458 (2022)
- [127] Li, G., Chen, X., Zhou, F., Liang, Y., Xiao, Y., Cao, X., Zhang, Z., Zhang, M., Wu, B., Yin, S., *et al.*: Self-powered soft robot in the mariana trench. *Nature* **591**(7848), 66–71 (2021)
- [128] Jusufi, A., Vogt, D.M., Wood, R.J., Lauder, G.V.: Undulatory swimming performance and body stiffness modulation in a soft robotic fish-inspired physical model. *Soft robotics* **4**(3), 202–210 (2017)
- [129] Patterson, Z.J., Sabelhaus, A.P., Chin, K., Hellebrekers, T., Majidi, C.: An untethered brittle star-inspired soft robot for closed-loop underwater locomotion. In: 2020 IEEE/RSJ International Conference on Intelligent Robots and Systems (IROS), pp. 8758–8764 (2020). IEEE
- [130] Giorgio-Serchi, F., Arienti, A., Corucci, F., Giorelli, M., Laschi, C.: Hybrid parameter identification of a multi-modal underwater soft robot. *Bioinspiration & biomimetics* **12**(2), 025007 (2017)
- [131] Tang, Y., Qin, L., Li, X., Chew, C.-M., Zhu, J.: A frog-inspired swimming robot based on dielectric elastomer actuators. In: 2017 IEEE/RSJ International Conference on Intelligent Robots and Systems (IROS), pp. 2403–2408 (2017). IEEE
- [132] Kwak, B., Bae, J.: Design of a robot with biologically-inspired swimming hairs for fast and efficient mobility in aquatic environment. In: 2016 IEEE/RSJ International Conference on Intelligent Robots and Systems (IROS), pp. 4970–4975 (2016). IEEE
- [133] Song, S.-H., Kim, M.-S., Rodrigue, H., Lee, J.-Y., Shim, J.-E., Kim, M.-C., Chu, W.-S., Ahn, S.-H.: Turtle mimetic soft robot with two swimming gaits. *Bioinspiration & biomimetics* **11**(3), 036010 (2016)
- [134] Hunt, R., Trabia, S., Olsen, Z., Kim, K.: A soft-robotic harbor porpoise pectoral fin driven by coiled polymer actuators as artificial muscles. *Advanced Intelligent Systems* **1**(4), 1900028 (2019)
- [135] Villanueva, A., Smith, C., Priya, S.: A biomimetic robotic jellyfish (robojelly) actuated by shape memory alloy composite actuators. *Bioinspiration & biomimetics* **6**(3), 036004 (2011)
- [136] Wang, Y., Pang, S., Jin, H., Xu, M., Sun, S., Li, W., Zhang, S.:

- Development of a biomimetic scallop robot capable of jet propulsion. *Bioinspiration & Biomimetics* **15**(3), 036008 (2020)
- [137] Ceylan, H., Yasa, I.C., Yasa, O., Tabak, A.F., Giltinan, J., Sitti, M.: 3d-printed biodegradable microswimmer for theranostic cargo delivery and release. *ACS nano* **13**(3), 3353–3362 (2019)
- [138] Shields, A., Fiser, B., Evans, B., Falvo, M., Washburn, S., Superfine, R.: Biomimetic cilia arrays generate simultaneous pumping and mixing regimes. *Proceedings of the National Academy of Sciences* **107**(36), 15670–15675 (2010)
- [139] Sugioka, H., Ishikawa, M.: Artificial carbon cilium using induced charge electro-osmosis. *Aip Advances* **10**(5), 055302 (2020)
- [140] Ren, Z., Hu, W., Dong, X., Sitti, M.: Multi-functional soft-bodied jellyfish-like swimming. *Nature communications* **10**(1), 1–12 (2019)
- [141] Chen, Z., Um, T.I., Bart-Smith, H.: Bio-inspired robotic manta ray powered by ionic polymer–metal composite artificial muscles. *International Journal of Smart and Nano Materials* **3**(4), 296–308 (2012)
- [142] Park, S.-J., Gazzola, M., Park, K.S., Park, S., Di Santo, V., Blevins, E.L., Lind, J.U., Campbell, P.H., Dauth, S., Capulli, A.K., *et al.*: Phototactic guidance of a tissue-engineered soft-robotic ray. *Science* **353**(6295), 158–162 (2016)
- [143] Wolf, Z., Jusufi, A., Vogt, D., Lauder, G.: Fish-like aquatic propulsion studied using a pneumatically-actuated soft-robotic model. *Bioinspiration & biomimetics* **15**(4), 046008 (2020)
- [144] Renda, F., Serchi, F.G., Boyer, F., Laschi, C.: Structural dynamics of a pulsed-jet propulsion system for underwater soft robots. *International Journal of Advanced Robotic Systems* **12**(6), 68 (2015)
- [145] Hermes, M., Ishida, M., Luhar, M., Tolley, M.T.: Bioinspired shape-changing soft robots for underwater locomotion: Actuation and optimization for crawling and swimming. *Bioinspired Sensing, Actuation, and Control in Underwater Soft Robotic Systems*, 7–39 (2021)
- [146] Gunderman, A.L., Collins, J.A., Myers, A.L., Threlfall, R.T., Chen, Y.: Tendon-driven soft robotic gripper for blackberry harvesting. *IEEE Robotics and Automation Letters* **7**(2), 2652–2659 (2022)
- [147] Crooks, W., Vukasin, G., O’Sullivan, M., Messner, W., Rogers, C.: Fin ray[®] effect inspired soft robotic gripper: From the robosoft grand challenge toward optimization. *Frontiers in Robotics and AI* **3**, 70 (2016)

- [148] Yang, Y., Liu, Z., Wang, Y., Liu, S., Wang, M.Y.: A compact and low-cost robotic manipulator driven by supercoiled polymer actuators. In: 2020 IEEE International Conference on Robotics and Automation (ICRA), pp. 1827–18533 (2020). IEEE
- [149] Shintake, J., Rosset, S., Schubert, B., Floreano, D., Shea, H.: Versatile soft grippers with intrinsic electroadhesion based on multifunctional polymer actuators. *Advanced materials* **28**(2), 231–238 (2016)
- [150] Thongking, W., Wiranata, A., Minaminosono, A., Mao, Z., Maeda, S.: Soft robotic gripper based on multi-layers of dielectric elastomer actuators. *Journal of Robotics and Mechatronics* **33**(4), 968–974 (2021)
- [151] Kohl, M., Krevet, B., Just, E.: Sma microgripper system. *Sensors and Actuators A: Physical* **97**, 646–652 (2002)
- [152] Kofod, G., Wirges, W., Paaajanen, M., Bauer, S.: Energy minimization for self-organized structure formation and actuation. *Applied Physics Letters* **90**(8), 081916 (2007)
- [153] Bhattacharya, S., Chattaraj, R., Das, M., Patra, A., Bepari, B., Bhau-mik, S.: Simultaneous parametric optimization of ipmc actuator for compliant gripper. *International Journal of Precision Engineering and Manufacturing* **16**, 2289–2297 (2015)
- [154] Wang, S., Huang, H., Huang, H., Li, B., Huang, K.: A lightweight soft gripper driven by self-sensing super-coiled polymer actuator. *IEEE Robotics and Automation Letters* **6**(2), 2775–2782 (2021)
- [155] Behl, M., Kratz, K., Zotzmann, J., Nöchel, U., Lendlein, A.: Reversible bidirectional shape-memory polymers. *Advanced materials* **25**(32), 4466–4469 (2013)
- [156] Birglen, L., Laliberté, T., Gosselin, C., Birglen, L., Laliberté, T., Gos-selin, C.: Grasping vs. manipulating. *Underactuated Robotic Hands*, 7–31 (2008)
- [157] Jeong, U., Kim, K., Kim, S.-H., Choi, H., Youn, B.D., Cho, K.-J.: Reliability analysis of a tendon-driven actuation for soft robots. *The International Journal of Robotics Research* **40**(1), 494–511 (2021)
- [158] Mutlu, R., Alici, G., in het Panhuis, M., Spinks, G.M.: 3D printed flexure hinges for soft monolithic prosthetic fingers. *Soft Robotics* **3**(3), 120–133 (2016)
- [159] Ganguly, S., Garg, A., Pasricha, A., Dwivedy, S.: Control of pneumatic artificial muscle system through experimental modelling. *Mechatronics*

- 22**(8), 1135–1147 (2012)
- [160] Phan, P.T., Thai, M.T., Hoang, T.T., Lovell, N.H., Do, T.N.: HFAM: soft hydraulic filament artificial muscles for flexible robotic applications. *Ieee Access* **8**, 226637–226652 (2020)
- [161] Wu, L., de Andrade, M.J., Saharan, L.K., Rome, R.S., Baughman, R.H., Tadesse, Y.: Compact and low-cost humanoid hand powered by nylon artificial muscles. *Bioinspiration & biomimetics* **12**(2), 026004 (2017)
- [162] Nishimura, T., Mizushima, K., Suzuki, Y., Tsuji, T., Watanabe, T.: Variable-grasping-mode underactuated soft gripper with environmental contact-based operation. *IEEE Robotics and Automation Letters* **2**(2), 1164–1171 (2017)
- [163] Guo, M., Gealy, D.V., Liang, J., Mahler, J., Goncalves, A., McKinley, S., Ojea, J.A., Goldberg, K.: Design of parallel-jaw gripper tip surfaces for robust grasping. In: 2017 IEEE International Conference on Robotics and Automation (ICRA), pp. 2831–2838 (2017). IEEE
- [164] Araromi, O.A., Gavrilovich, I., Shintake, J., Rosset, S., Richard, M., Gass, V., Shea, H.R.: Rollable multisegment dielectric elastomer minimum energy structures for a deployable microsatellite gripper. *IEEE/ASME Transactions on mechatronics* **20**(1), 438–446 (2014)
- [165] Imamura, H., Kadooka, K., Taya, M.: A variable stiffness dielectric elastomer actuator based on electrostatic chucking. *Soft matter* **13**(18), 3440–3448 (2017)
- [166] Guo, J., Xiang, C., Rossiter, J.: A soft and shape-adaptive electroadhesive composite gripper with proprioceptive and exteroceptive capabilities. *Materials & Design* **156**, 586–587 (2018)
- [167] Bharti, B., Kumar, S., Lee, H.-N., Kumar, R.: Formation of oxygen vacancies and ti^{3+} state in tio_2 thin film and enhanced optical properties by air plasma treatment. *Scientific reports* **6**(1), 32355 (2016)
- [168] Hamburg, E., Vunder, V., Johanson, U., Kaasik, F., Aabloo, A.: Soft shape-adaptive gripping device made from artificial muscle. In: *Electroactive Polymer Actuators and Devices (EAPAD) 2016*, vol. 9798, pp. 296–302 (2016). SPIE
- [169] Kim, S.J., Pugal, D., Wong, J., Kim, K.J., Yim, W.: A bio-inspired multi degree of freedom actuator based on a novel cylindrical ionic polymer–metal composite material. *Robotics and Autonomous Systems* **62**(1), 53–60 (2014)

- [170] Zhong, Z., Yeong, C.: Development of a gripper using sma wire. *Sensors and Actuators A: Physical* **126**(2), 375–381 (2006)
- [171] Zhou, H., Ma, N.: Modeling and experimental implementation of a flexible sma wire-based gripper for confined space operation. *Journal of Intelligent Material Systems and Structures* **33**(17), 2161–2175 (2022)
- [172] Kyung, J., Ko, B., Ha, Y., Chung, G.: Design of a microgripper for micro-manipulation of microcomponents using sma wires and flexible hinges. *Sensors and Actuators A: Physical* **141**(1), 144–150 (2008)
- [173] McMahan, W., Chitrakaran, V., Csencsits, M., Dawson, D., Walker, I.D., Jones, B.A., Pritts, M., Dienno, D., Grissom, M., Rahn, C.D.: Field trials and testing of the octarm continuum manipulator. In: *Proceedings 2006 IEEE International Conference on Robotics and Automation, 2006. ICRA 2006.*, pp. 2336–2341 (2006). IEEE
- [174] Marchese, A.D., Rus, D.: Design, kinematics, and control of a soft spatial fluidic elastomer manipulator. *The International Journal of Robotics Research* **35**(7), 840–869 (2016)
- [175] Martinez, R.V., Branch, J.L., Fish, C.R., Jin, L., Shepherd, R.F., Nunes, R.M., Suo, Z., Whitesides, G.M.: Robotic tentacles with three-dimensional mobility based on flexible elastomers. *Advanced materials* **25**(2), 205–212 (2013)
- [176] Mazzolai, B., Margheri, L., Cianchetti, M., Dario, P., Laschi, C.: Soft-robotic arm inspired by the octopus: Ii. from artificial requirements to innovative technological solutions. *Bioinspiration & biomimetics* **7**(2), 025005 (2012)
- [177] Wockenfuß, W.R., Brandt, V., Weisheit, L., Drossel, W.-G.: Design, modeling and validation of a tendon-driven soft continuum robot for planar motion based on variable stiffness structures. *IEEE Robotics and Automation Letters* **7**(2), 3985–3991 (2022)
- [178] Renda, F., Giorelli, M., Calisti, M., Cianchetti, M., Laschi, C.: Dynamic model of a multibending soft robot arm driven by cables. *IEEE Transactions on Robotics* **30**(5), 1109–1122 (2014)
- [179] Xing, Z., Zhang, J., McCoul, D., Cui, Y., Sun, L., Zhao, J.: A super-lightweight and soft manipulator driven by dielectric elastomers. *Soft robotics* **7**(4), 512–520 (2020)
- [180] O’Neill, M.R., Acome, E., Bakarich, S., Mitchell, S.K., Timko, J., Keplinger, C., Shepherd, R.F.: Rapid 3d printing of electrohydraulic (hasel) tentacle actuators. *Advanced Functional Materials* **30**(40),

2005244 (2020)

- [181] Benouhiba, A., Rabenorosoa, K., Rougeot, P., Ouisse, M., Andreff, N.: A multisegment electro-active polymer based milli-continuum soft robots. In: 2018 IEEE/RSJ International Conference on Intelligent Robots and Systems (IROS), pp. 7500–7506 (2018). IEEE
- [182] Greer, J.D., Blumenschein, L.H., Okamura, A.M., Hawkes, E.W.: Obstacle-aided navigation of a soft growing robot. In: 2018 IEEE International Conference on Robotics and Automation (ICRA), pp. 4165–4172 (2018). IEEE
- [183] Kim, Y., Parada, G.A., Liu, S., Zhao, X.: Ferromagnetic soft continuum robots. *Science Robotics* **4**(33), 7329 (2019)
- [184] Webster III, R.J., Jones, B.A.: Design and kinematic modeling of constant curvature continuum robots: A review. *The International Journal of Robotics Research* **29**(13), 1661–1683 (2010)
- [185] Katzschmann, R.K., Della Santina, C., Toshimitsu, Y., Bicchi, A., Rus, D.: Dynamic motion control of multi-segment soft robots using piecewise constant curvature matched with an augmented rigid body model. In: 2019 2nd IEEE International Conference on Soft Robotics (RoboSoft), pp. 454–461 (2019). IEEE
- [186] *Janabi-Sharifi, F., Jalali, A., Walker, I.D.: Cosserat rod-based dynamic modeling of tendon-driven continuum robots: A tutorial. *IEEE Access* **9**, 68703–68719 (2021).
This work introduces a basis for Cosserat rod model formulation and solution methodology for common actuation systems within soft continuum robots.
- [187] Mason, M.T.: Toward robotic manipulation. *Annual Review of Control, Robotics, and Autonomous Systems* **1**, 1–28 (2018)
- [188] Billard, A., Kragic, D.: Trends and challenges in robot manipulation. *Science* **364**(6446), 8414 (2019)
- [189] Puhlmann, S., Harris, J., Brock, O.: Rbo hand 3: A platform for soft dexterous manipulation. *IEEE Transactions on Robotics* **38**(6), 3434–3449 (2022)
- [190] Abondance, S., Teeple, C.B., Wood, R.J.: A dexterous soft robotic hand for delicate in-hand manipulation. *IEEE Robotics and Automation Letters* **5**(4), 5502–5509 (2020)
- [191] Zhou, J., Yi, J., Chen, X., Liu, Z., Wang, Z.: Bcl-13: A 13-dof soft robotic

- hand for dexterous grasping and in-hand manipulation. *IEEE Robotics and Automation Letters* **3**(4), 3379–3386 (2018)
- [192] Lu, Q., Rojas, N.: On soft fingertips for in-hand manipulation: Modeling and implications for robot hand design. *IEEE Robotics and Automation Letters* **4**(3), 2471–2478 (2019)
- [193] Gupta, A., Eppner, C., Levine, S., Abbeel, P.: Learning dexterous manipulation for a soft robotic hand from human demonstrations. In: 2016 IEEE/RSJ International Conference on Intelligent Robots and Systems (IROS), pp. 3786–3793 (2016). IEEE
- [194] Dou, W., Zhong, G., Cao, J., Shi, Z., Peng, B., Jiang, L.: Soft robotic manipulators: Designs, actuation, stiffness tuning, and sensing. *Advanced Materials Technologies* **6**(9), 2100018 (2021)
- [195] Lee, T.S., Alandoli, E.A.: A critical review of modelling methods for flexible and rigid link manipulators. *Journal of the Brazilian Society of Mechanical Sciences and Engineering* **42**, 1–14 (2020)
- [196] Alandoli, E.A., Lee, T.S.: A critical review of control techniques for flexible and rigid link manipulators. *Robotica* **38**(12), 2239–2265 (2020)
- [197] Walker, I.D.: Continuous backbone “continuum” robot manipulators. *International Scholarly Research Notices* **2013** (2013)
- [198] Trivedi, D., Lotfi, A., Rahn, C.D.: Geometrically exact dynamic models for soft robotic manipulators. In: 2007 IEEE/RSJ International Conference on Intelligent Robots and Systems, pp. 1497–1502 (2007). IEEE
- [199] Alambeigi, F., Seifabadi, R., Armand, M.: A continuum manipulator with phase changing alloy. In: 2016 IEEE International Conference on Robotics and Automation (ICRA), pp. 758–764 (2016). IEEE
- [200] Gravagne, I.A., Walker, I.D.: Uniform regulation of a multi-section continuum manipulator. In: Proceedings 2002 IEEE International Conference on Robotics and Automation (Cat. No. 02CH37292), vol. 2, pp. 1519–1524 (2002). IEEE
- [201] Singh, P.K., Krishna, C.M.: Continuum arm robotic manipulator: A review. *Universal Journal of Mechanical Engineering* **2**(6), 193–198 (2014)
- [202] Trivedi, D., Rahn, C.D., Kier, W.M., Walker, I.D.: Soft robotics: Biological inspiration, state of the art, and future research. *Applied bionics and biomechanics* **5**(3), 99–117 (2008)

- [203] Katzschmann, R.K., Marchese, A.D., Rus, D.: Autonomous object manipulation using a soft planar grasping manipulator. *Soft robotics* **2**(4), 155–164 (2015)
- [204] Marchese, A.D., Katzschmann, R.K., Rus, D.: Whole arm planning for a soft and highly compliant 2d robotic manipulator. In: 2014 IEEE/RSJ International Conference on Intelligent Robots and Systems, pp. 554–560 (2014). IEEE
- [205] Cianchetti, M., Ranzani, T., Gerboni, G., Nanayakkara, T., Althoefer, K., Dasgupta, P., Menciassi, A.: Soft robotics technologies to address shortcomings in today’s minimally invasive surgery: the stiff-flop approach. *Soft robotics* **1**(2), 122–131 (2014)
- [206] Fu, H.-C., Ho, J.D., Lee, K.-H., Hu, Y.C., Au, S.K., Cho, K.-J., Sze, K.Y., Kwok, K.-W.: Interfacing soft and hard: a spring reinforced actuator. *Soft robotics* **7**(1), 44–58 (2020)
- [207] Camarillo, D.B., Milne, C.F., Carlson, C.R., Zinn, M.R., Salisbury, J.K.: Mechanics modeling of tendon-driven continuum manipulators. *IEEE transactions on robotics* **24**(6), 1262–1273 (2008)
- [208] Feng, F., Hong, W., Xie, L.: A learning-based tip contact force estimation method for tendon-driven continuum manipulator. *Scientific Reports* **11**(1), 17482 (2021)
- [209] Calisti, M., Giorelli, M., Levy, G., Mazzolai, B., Hochner, B., Laschi, C., Dario, P.: An octopus-bioinspired solution to movement and manipulation for soft robots. *Bioinspiration & biomimetics* **6**(3), 036002 (2011)
- [210] Lee, J.-Y., Go, E.-Y., Choi, W.-Y., Kim, W.-B., Cho, K.-J.: Development of soft continuum manipulator with pneumatic and tendon driven actuations. In: 2016 13th International Conference on Ubiquitous Robots and Ambient Intelligence (URAI), pp. 377–379 (2016). IEEE
- [211] Shiva, A., Stilli, A., Noh, Y., Faragasso, A., De Falco, I., Gerboni, G., Cianchetti, M., Menciassi, A., Althoefer, K., Wurdemann, H.A.: Tendon-based stiffening for a pneumatically actuated soft manipulator. *IEEE Robotics and Automation Letters* **1**(2), 632–637 (2016)
- [212] Mitchell, S.K., Wang, X., Acome, E., Martin, T., Ly, K., Kellaris, N., Venkata, V.G., Keplinger, C.: An easy-to-implement toolkit to create versatile and high-performance hasel actuators for untethered soft robots. *Advanced Science* **6**(14), 1900178 (2019)
- [213] Yang, Y., Kan, Z., Zhang, Y., Tse, Y.A., Wang, M.Y.: A novel variable

- stiffness actuator based on pneumatic actuation and supercoiled polymer artificial muscles. In: 2019 International Conference on Robotics and Automation (ICRA), pp. 3983–3989 (2019). IEEE
- [214] Hawkes, E.W., Blumenschein, L.H., Greer, J.D., Okamura, A.M.: A soft robot that navigates its environment through growth. *Science Robotics* **2**(8), 3028 (2017)
- [215] Wang, L., Zheng, D., Harker, P., Patel, A.B., Guo, C.F., Zhao, X.: Evolutionary design of magnetic soft continuum robots. *Proceedings of the National Academy of Sciences* **118**(21), 2021922118 (2021)
- [216] Charlton, D., Yang, J., Teh, K.: A review of methods to characterize rubber elastic behavior for use in finite element analysis. *Rubber chemistry and technology* **67**(3), 481–503 (1994)
- [217] Weiss, J.A., Maker, B.N., Govindjee, S.: Finite element implementation of incompressible, transversely isotropic hyperelasticity. *Computer methods in applied mechanics and engineering* **135**(1-2), 107–128 (1996)
- [218] Zheng, G., Goury, O., Thieffry, M., Kruszewski, A., Duriez, C.: Controllability pre-verification of silicone soft robots based on finite-element method. In: 2019 International Conference on Robotics and Automation (ICRA), pp. 7395–7400 (2019). IEEE
- [219] Runge, G., Wiese, M., Günther, L., Raatz, A.: A framework for the kinematic modeling of soft material robots combining finite element analysis and piecewise constant curvature kinematics. In: 2017 3rd International Conference on Control, Automation and Robotics (ICCAR), pp. 7–14 (2017). IEEE
- [220] Smith, L., Haimes, J., MacCurdy, R.: Stretching the boundary: Shell finite elements for pneumatic soft actuators. In: 2022 IEEE 5th International Conference on Soft Robotics (RoboSoft), pp. 403–408 (2022). IEEE
- [221] Naughton, N., Sun, J., Tekinalp, A., Parthasarathy, T., Chowdhary, G., Gazzola, M.: *Elastica*: A compliant mechanics environment for soft robotic control. *IEEE Robotics and Automation Letters* **6**(2), 3389–3396 (2021)
- [222] Pozzi, M., Miguel, E., Deimel, R., Malvezzi, M., Bickel, B., Brock, O., Prattichizzo, D.: Efficient fem-based simulation of soft robots modeled as kinematic chains. In: 2018 IEEE International Conference on Robotics and Automation (ICRA), pp. 4206–4213 (2018). IEEE

- [223] Duriez, C.: Control of elastic soft robots based on real-time finite element method. In: 2013 IEEE International Conference on Robotics and Automation, pp. 3982–3987 (2013). <https://doi.org/10.1109/ICRA.2013.6631138>
- [224] Tonkens, S., Lorenzetti, J., Pavone, M.: Soft robot optimal control via reduced order finite element models. In: 2021 IEEE International Conference on Robotics and Automation (ICRA), pp. 12010–12016 (2021). IEEE
- [225] Largilliere, F., Verona, V., Coevoet, E., Sanz-Lopez, M., Dequidt, J., Duriez, C.: Real-time control of soft-robots using asynchronous finite element modeling. In: 2015 IEEE International Conference on Robotics and Automation (ICRA), pp. 2550–2555 (2015). IEEE
- [226] Zhang, Z., Dequidt, J., Kruszewski, A., Largilliere, F., Duriez, C.: Kinematic modeling and observer based control of soft robot using real-time finite element method. In: 2016 IEEE/RSJ International Conference on Intelligent Robots and Systems (IROS), pp. 5509–5514 (2016). IEEE
- [227] Della Santina, C., Duriez, C., Rus, D.: Model based control of soft robots: A survey of the state of the art and open challenges. arXiv preprint arXiv:2110.01358 (2021)
- [228] Zhong, G., Dou, W., Zhang, X., Yi, H.: Bending analysis and contact force modeling of soft pneumatic actuators with pleated structures. *International Journal of Mechanical Sciences* **193**, 106150 (2021)
- [229] Della Santina, C., Bicchi, A., Rus, D.: On an improved state parametrization for soft robots with piecewise constant curvature and its use in model based control. *IEEE Robotics and Automation Letters* **5**(2), 1001–1008 (2020)
- [230] Falkenhahn, V., Hildebrandt, A., Neumann, R., Sawodny, O.: Model-based feedforward position control of constant curvature continuum robots using feedback linearization. In: 2015 IEEE International Conference on Robotics and Automation (ICRA), pp. 762–767 (2015). IEEE
- [231] Della Santina, C., Rus, D.: Control oriented modeling of soft robots: the polynomial curvature case. *IEEE Robotics and Automation Letters* **5**(2), 290–298 (2019)
- [232] Kolpashchikov, D., Gerget, O., Danilov, V.: Fabriks: Tackling the inverse kinematics problem of continuum robots with variable curvature. *Robotics* **11**(6), 128 (2022)

- [233] Stella, F., Obayashi, N., Della Santina, C., Hughes, J.: An experimental validation of the polynomial curvature model: identification and optimal control of a soft underwater tentacle. *IEEE Robotics and Automation Letters* **7**(4), 11410–11417 (2022)
- [234] Ding, D., Zhang, B.: Adaptive optimal tracking control for continuum robots with uncertain dynamics. In: *Proceedings of 2022 Chinese Intelligent Systems Conference: Volume II*, pp. 697–711 (2022). Springer
- [235] Coleman, B.D., Dill, E.H., Lembo, M., Lu, Z., Tobias, I.: On the dynamics of rods in the theory of Kirchhoff and Clebsch. *Archive for rational mechanics and analysis* **121**, 339–359 (1993)
- [236] Till, J., Aloï, V., Rucker, C.: Real-time dynamics of soft and continuum robots based on Cosserat rod models. *The International Journal of Robotics Research* **38**(6), 723–746 (2019)
- [237] Spillmann, J., Teschner, M.: Corde: Cosserat rod elements for the dynamic simulation of one-dimensional elastic objects. In: *Proceedings of the 2007 ACM SIGGRAPH/Eurographics Symposium on Computer Animation*, pp. 63–72 (2007)
- [238] Lang, H., Linn, J., Arnold, M.: Multi-body dynamics simulation of geometrically exact Cosserat rods. *Multibody System Dynamics* **25**(3), 285–312 (2011)
- [239] Renda, F., Giorgio-Serchi, F., Boyer, F., Laschi, C., Dias, J., Seneviratne, L.: A unified multi-soft-body dynamic model for underwater soft robots. *The International Journal of Robotics Research* **37**(6), 648–666 (2018)
- [240] Zheng, T., Lin, H.: PDE-based dynamic control and estimation of soft robotic arms. In: *2022 IEEE 61st Conference on Decision and Control (CDC)*, pp. 2702–2707 (2022). <https://doi.org/10.1109/CDC51059.2022.9992496>
- [241] Wang, T., Halder, U., Gribkova, E., Gillette, R., Gazzola, M., Mehta, P.G.: A sensory feedback control law for octopus arm movements. In: *2022 IEEE 61st Conference on Decision and Control (CDC)*, pp. 1059–1066 (2022). IEEE
- [242] Alqumsan, A.A., Khoo, S., Norton, M.: Robust control of continuum robots using cosserat rod theory. *Mechanism and Machine Theory* **131**, 48–61 (2019)
- [243] Thuruthel, T.G., Falotico, E., Renda, F., Laschi, C.: Model-based reinforcement learning for closed-loop dynamic control of soft robotic manipulators. *IEEE Transactions on Robotics* **35**(1), 124–134 (2018)

- [244] Piqué, F., Kalidindi, H.T., Fruzzetti, L., Laschi, C., Menciassi, A., Falotico, E.: Controlling soft robotic arms using continual learning. *IEEE Robotics and Automation Letters* **7**(2), 5469–5476 (2022)
- [245] Till, J., Rucker, D.C.: Elastic stability of Cosserat rods and parallel continuum robots. *IEEE Transactions on Robotics* **33**(3), 718–733 (2017). <https://doi.org/10.1109/TRO.2017.2664879>
- [246] Boyer, F., Lebastard, V., Candelier, F., Renda, F., Alamir, M.: Statics and dynamics of continuum robots based on Cosserat rods and optimal control theories. *IEEE Transactions on Robotics* (2022)
- [247] Chang, H.-S., Halder, U., Shih, C.-H., Naughton, N., Gazzola, M., Mehta, P.G.: Energy shaping control of a muscular octopus arm moving in three dimensions. *arXiv preprint arXiv:2209.04089* (2022)
- [248] Chang, H.-S., Halder, U., Gribkova, E., Tekinalp, A., Naughton, N., Gazzola, M., Mehta, P.G.: Controlling a cyberoctopus soft arm with muscle-like actuation. In: 2021 60th IEEE Conference on Decision and Control (CDC), pp. 1383–1390 (2021). IEEE
- [249] Wang, T., Halder, U., Chang, H.-S., Gazzola, M., Mehta, P.G.: Optimal control of a soft cyberoctopus arm. In: 2021 American Control Conference (ACC), pp. 4757–4764 (2021). IEEE
- [250] Stano, G., Percoco, G.: Additive manufacturing aimed to soft robots fabrication: A review. *Extreme Mechanics Letters* **42**, 101079 (2021)
- [251] Roels, E., Terryn, S., Iida, F., Bosman, A.W., Norvez, S., Clemens, F., Van Assche, G., Vanderborght, B., Brancart, J.: Processing of self-healing polymers for soft robotics. *Advanced Materials* **34**(1), 2104798 (2022)
- [252] Terryn, S., Langenbach, J., Roels, E., Brancart, J., Bakkali-Hassani, C., Poutrel, Q.-A., Georgopoulou, A., Thuruthel, T.G., Safaei, A., Ferrentino, P., *et al.*: A review on self-healing polymers for soft robotics. *Materials Today* **47**, 187–205 (2021)
- [253] Chen, F., Wang, M.Y.: Design optimization of soft robots: A review of the state of the art. *IEEE Robotics & Automation Magazine* **27**(4), 27–43 (2020). <https://doi.org/10.1109/MRA.2020.3024280>
- [254] Mengaldo, G., Renda, F., Brunton, S.L., Bächer, M., Calisti, M., Duriez, C., Chirikjian, G.S., Laschi, C.: A concise guide to modelling the physics of embodied intelligence in soft robotics. *Nature Reviews Physics* **4**(9), 595–610 (2022)