

# SYNC+SYNC: Software Cache Write Covert Channels Exploiting Memory-disk Synchronization

Congcong Chen  
Hunan University

Jinhua Cui  
Hunan University

Gang Qu  
University of Maryland

Jiliang Zhang<sup>\*</sup>  
Hunan University

## Abstract

Memory-disk synchronization is a critical technology for ensuring data correctness, integrity, and security, especially in systems that handle sensitive information like financial transactions and medical records. We propose SYNC+SYNC, a group of attacks that exploit the memory-disk synchronization primitives. SYNC+SYNC works by subtly varying the timing of synchronization on the write buffer, offering several advantages: 1) implemented purely in software, enabling deployment on any hardware devices; 2) resilient against existing cache partitioning and randomization techniques; 3) unaffected by prefetching techniques and cache replacement strategies. We present the principles of SYNC+SYNC through the implementation of two write covert channel protocols, using either a single file or page, and introduce three enhanced strategies that utilize multiple files and pages. The feasibility of these channels is demonstrated in both cross-process and cross-sandbox scenarios across diverse operating systems (OSes). Experimental results show that, the average rate can reach 2.036 Kb/s (with a peak rate of 14.762 Kb/s) and the error rate is 0% on Linux; when running on macOS, the average rate achieves 10.211 Kb/s (with a peak rate of 253.022 Kb/s) and the error rate is 0.004%. To the best of our knowledge, SYNC+SYNC is the first high-speed write covert channel for software cache.

## 1 Introduction

In modern computer systems, the integration of various components has significantly boosted performance and efficiency. Two of the most representative ones are caches and buffers. Caches leverage temporal and spatial locality to retrieve or prefetch frequently accessed data into fast storage closer to processing units. This reduces the frequency of memory and disk accesses, thus enhancing computing performance.

<sup>\*</sup>Corresponding author: zhangjiliang@hnu.edu.cn. This manuscript was first submitted to the 33rd USENIX Security Symposium on June 6, 2023 (Summer Review Cycle).

Table 1: The taxonomy of cache covert channel

Type	Load Channel	Write Channel
Hardware cache	LLC [4–7], Cache bank [29], Cache directories [30], Cache coherence [31], LRU states [32]	WB [8], WRITE+WRITE [48]
Software cache	Page cache [10], Browser cache [15]	SYNC+SYNC (this work)

Buffers, on the other hand, temporarily store data loaded from or written to external devices in internal memory, allowing the processor to process them more efficiently. In general, these components are shared among multiple processes, bringing substantial benefits in terms of efficiency and cost. However, this sharing of resources opens up the door to covert channel attacks [2]. Specifically, an attacker can bypass system security isolation by regulating the state of shared resources on one end and measuring state changes on the other end to covertly transmit confidential information. Covert channels, especially cache-based ones [49], have been shown to be effective in cross-process, cross-virtual machine (VM), and cross-sandbox scenarios. These channels are commonly utilized in combination with transient execution [1] to launch practical attacks [24, 25].

In recent decades, numerous cache covert channels have been proposed, as outlined in Table 1. Most of these channels target hardware caches due to their nature in terms of high transmission rates (TRs). However, such attacks require sophisticated reverse engineering, and with increased awareness, various effective mitigation measures have been proposed, such as cache partitioning [13] and randomization [14, 28] techniques. In this case, a recent trend in research is to exploit software cache covert channels outside the CPU, including page cache [10], browser cache [15], and so on.

Currently, both hardware and software cache covert channels focus on exploiting the timing difference of data access (load) between cache hits and misses [4–7]. Particularly, a WB channel [8] exploits the time difference of writing-back

cache lines to memory under dirty and clean cache states. WRITE+WRITE [48] exploits differences in the timing behavior of two write operations based on features of the physical address. Unfortunately, they are hardware cache covert channels and thus can be mitigated by cache partitioning [13]. By contrast, we propose a group of new write covert channels based on a software cache (as positioned in the lower right entry of Table 1). Our channels can work well against all existing cache countermeasures.

The new covert channels are based on two techniques that are employed on modern OSes: (1) the delayed write, which temporarily stores data to be written to disk in a write buffer. The buffer is only discharged to the output queue for the actual I/O operation when it is full or needs to be replaced, thus improving I/O efficiency; and (2) the synchronous system calls that are utilized to promptly update file contents to disk. Such persistent writes can form some secure data synchronization points for essential applications.

Although the aforementioned two techniques are beneficial for performance and security respectively, we discover that their combination could pose security risks by modulating the time difference on a software cache — write buffer, which is situated in the OS kernel and shared among different processes. An attacker can establish such covert channels as long as she is able to initialize and change the state of resources in a way that results in time variation. We demonstrate this through five synchronous system calls — `sync`, `fsync`, `fdatasync`, `msync`, and `fcntl` on different OSes — all of which can be used to construct covert channels. We develop two covert channel protocols, utilizing single file and page respectively, and propose three optimization strategies. We also demonstrate the capability of such covert channels in a sandbox with almost unaffected transmission rates. Like DRAMA [17] and page cache [10] attacks, our channels can work across cores and CPUs. Finally, we present several countermeasures that can reduce the performance of the proposed channels and serve as guidelines for security developers.

Our contributions can be summarized as follows:

- A group of new software cache write covert channels. We scrutinize the security implications of synchronous system calls and discover a vulnerability in their implementation: **can work in read-only mode**. In light of this, we design SYNC+SYNC attacks utilizing only a single shared file or page.
- Three optimization strategies. We use multiple files and pages to devise three optimizations, which can effectively increase the TR of SYNC+SYNC from about 400 b/s to 2.036 Kb/s with a measured bit error rate (BER) of 0% on Linux.
- A detailed performance evaluation. We conduct a series of evaluations for the proposed channels, including TR, BER, standard deviation (SD), and standard error (SE). Additionally, we demonstrate the performance of

SYNC+SYNC in a cross-sandbox scenario and on various OSes. The resulting channels achieve virtually unaffected performance in sandboxes and an average TR of 10.211 Kb/s with a BER of 0.004% on macOS.

- Potential attacks and countermeasures. We discuss three potential gadgets to establish side-channel attacks and propose two possible defenses against this type of attack.

The remainder of this paper is organized as follows. Section II presents background information on timing covert channels, write-back cache, memory-disk synchronization and motivation. Our threat model is presented in Section III. Section IV covers the design of SYNC+SYNC and two communication protocols using a file and page. Section V details three optimization strategies and analyzes their impacts on SYNC+SYNC. Section VI explains the synchronization in communication. Section VII evaluates the performance of SYNC+SYNC in different scenarios and compares it with published work. Section VIII discusses possible side-channel attacks and countermeasures. Related work is surveyed in Section IX, and we conclude in Section X.

## 2 Background & Motivation

### 2.1 Timing Covert Channel

The timing covert channel is a type of communication channel that attempts to avoid detection or surveillance. It utilizes the time variation of shared resources to transmit information between two entities. According to the type of shared resources, the timing covert channel can be divided into hardware and software covert channels. The former exploits hardware design flaws or special hardware designs to transmit information. The available hardware resources include cache [3, 5], value predictors [18], execution ports [19, 20], memory bus [21], branch predictors [33, 34, 43], and many more. The latter makes use of shared system resources, such as page cache [10], copy-on-write page [22], browser cache [15], and container [23]. Furthermore, based on the continuity of states, timing covert channels can be roughly classified into volatile and persistent channels. The state of the former vanishes after using shared resources, so the sender and receiver have to execute concurrently to contend for the resource. The latter can preserve the state, so the two communication entities can execute separately.

One of the most representative shared resources in timing covert channels is the cache because of three advantages: 1) the cache is usually shared among different processes, processor cores, and VMs; 2) two entities can execute non-concurrently due to the persistence of cache state; and 3) the time difference caused by changing the cache state is large. In addition, caches are fast and robust channels widely used in transient execution attacks [24, 25]. The cache covert channel can be categorized into hardware cache and software cache

covert channels. The former relies on hardware characteristics and has a higher TR. In contrast, the latter is simpler to implement despite a lower TR. Moreover, mitigating software cache covert channels by standardized approaches is non-trivial due to the diversity of software resources.

## 2.2 Write-back Cache

The file system of modern computers adopts a caching mechanism known as the write-back cache [47], which allows for efficient data storage and retrieval. With this mechanism, when functions such as `fwrite` and `write` invoke write syscall with the `O_SYNC` flag, the written data is temporarily stored / cached in a write buffer instead of the permanent storage. A real write to the disk storage happens only when certain conditions are met, such as the buffer filled up, timeout, or the execution of a synchronization operation. This method is called delayed / lazy write, which can reduce the cost of frequent disk access, greatly improving the performance and efficiency of the system.

## 2.3 Memory-disk Synchronization Mechanism

Delayed writing reduces the number of disk reads and writes, but it slows down the rate for the cases where the file contents are updated. This means that the written file data is not synchronized exactly with the external storage. Although the time interval between such desynchronization is narrow (perhaps only a few or tens of seconds depending on the data size and the state of write buffer), a power failure or system crash during the interval may result in loss of the written data. For this purpose, POSIX-compliant OSes introduce some synchronization guarantees. For example, Linux and macOS integrate `sync`, `fsync`, `fdatasync`, and `msync`. These functions offer a base for memory-disk synchronization operations.

## 2.4 Motivation

Although many hardware cache covert channels have been proposed, most of them have been mitigated or can be mitigated by cache partitioning [13] and randomization strategies [14, 28]. On the contrary, some software covert channels [10, 15, 22] remain unaffected by those strategies due to their design flexibility. Currently, researchers have proposed some software load channels but have been targeted to mitigate [27, 39], while software write channels have received little attention. To date, the proposed write covert channels include WB [8] and WRITE+WRITE [48]. However, they generally require a condition: the sender (i.e., the Trojan) can perform write or modify operations, which are prohibited in certain restricted scenarios such as sandboxes. This conveys the impression that the demonstration of write covert channels is not feasible within a sandbox environment, emphasizing the ongoing need for a thorough assessment of their potential

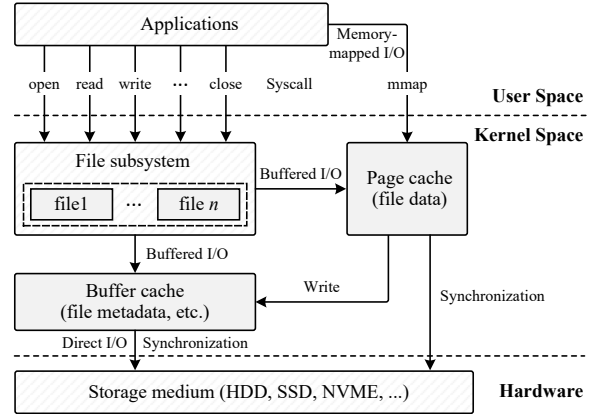


Figure 1: Diagram of the write buffer system

risks. Nevertheless, this is not the case, and this paper challenges this conventional notion. We discover that synchronous system calls can work in read-only mode and propose a new covert channel called SYNC+SYNC, which offers the following advantages:

First, SYNC+SYNC remains resilient against all deployed and proposed defense techniques [13, 14]. Second, it is naively robust against advanced cache techniques such as cache replacement [7], hardware prefetching [16] (e.g., stride prefetching) and software prefetching [10] (e.g., readahead). While other channels [3, 5, 10] may counteract the effects of prefetching by enlarging access stride, this requires additional effort and consumption. Lastly, our channel keeps the sender read-only to target resources like other load channels, making it well-suited for cross-sandbox communication.

## 3 Threat Model

In a covert channel, one party of attackers endeavors to transfer confidential data by encoding it into the state of shared resources to circumvent system security audits. Meanwhile, the other party of attackers is responsible for receiving and decoding the state to recover the secret information following an agreed-upon protocol. Therefore, in SYNC+SYNC, we assume that the attacker has the following capabilities: 1) the attacker can control over two processes with normal privileges, i.e., a Trojan and a Spy; 2) the Trojan has acquired a secret through certain means. How to obtain the sensitive data is beyond the scope of this paper, as the design of covert channels lies primarily in how the Trojan leaks the secret to another attacker-controlled process. In a local scenario, the Trojan can select desired target resources but only has read access to these resources, therefore incapable of writing the secret to a shared file or to memory. In a sandbox scenario, due to the constraint of underlying security policies in OSes, the Trojan cannot directly communicate with the outside world in such a restricted environment; 3) the Spy runs on the same OS

as the Trojan and has access to shared files or memory pages. Additionally, it is unrestricted and able to communicate with external networks; 4) the Spy can write to the target files or memory pages.

All of these assumptions align with existing threat models of covert channels [3] [10] [36], except assumption 4). However, it is not unreasonable because the Spy process is located in an external system environment where normal read and write operations on resources are unrestricted. This makes the proposed write covert channels a viable option for sandboxes. In addition, the proposed write covert channel is purely software-based and does not require reverse engineering of specific hardware structures.

## 4 SYNC+SYNC Design

The design of the file write buffer system in modern OSes is depicted in Fig. 1. When a user invokes the `write` function, the file subsystem temporarily stores the data to be written in the kernel’s write buffer. This buffer comprises the page cache and buffer cache, dedicated to storing file data and metadata, respectively. Subsequently, the `write` function can promptly return to enhance I/O efficiency. The data is only written back to the disk when the write buffer is filled up or a synchronization operation is executed. However, this design introduces security implications, as elaborated in this section.

### 4.1 Overview

The essence of building our cache write covert channels is that the attacker has the capability to distinguish whether the data is in the write buffer or not. This can be achieved through a synchronization invocation and measuring its execution time. To establish a covert channel, three conditions must be met [33]: 1) the Spy sets an initial state of shared resources; 2) the Trojan can change the state; 3) the Spy is able to detect the state changes through time measurement.

Based on the aforementioned three conditions, we craft a write covert channel. As shown in Fig. 2, the covert channel we designed consists of three steps: 1) *state initialization*. The Spy process first writes to a shared file, and the write operation returns immediately after the written data enters into the write buffer due to the delayed write. At this point, the write buffer contains data, which we note as a cached state; 2) *Trojan execution*. The Trojan process can successfully invoke the synchronization function even if its access mode to the target file is read-only. Thus, according to the secret value to be sent, the Trojan can choose whether to perform a synchronization operation (SYNC). We assume that the Trojan synchronizes the buffered data to disk when sending “1”, at which point the write buffer goes into an uncached state. Moreover, the Trojan does nothing when sending “0”, and at that moment the write buffer remains cached; 3) *Spy measurement*. The Spy performs synchronization on the write buffer and measures its time (SYNC). If the Trojan has synchronized the write buffer previously (uncached), the measurement of the Spy yields a low latency. Otherwise, the Spy gets a high latency if the Trojan does nothing (cached).

The memory-disk synchronization primitives we use include `sync`, `fsync`, `fdatasync` and `msync`. According to the object types of synchronization, we classify them into synchronized files and synchronized pages. Among them, `sync`, `fsync`, and `fdatasync` are synchronized files, while `msync` is synchronized pages. In the following, we take `fdatasync` and `msync` as examples to describe the protocols of our covert channels. The protocols for other synchronization primitives are similar, so we omit them. This paper mainly showcases the security vulnerabilities that arise from the combination of delayed write and memory-disk synchronization.

### 4.2 Synchronized File

We design a covert channel using a single file, as illustrated in Protocol 1. This channel leverages the `fdatasync`, which writes all modified data blocks of a file back to the disk.

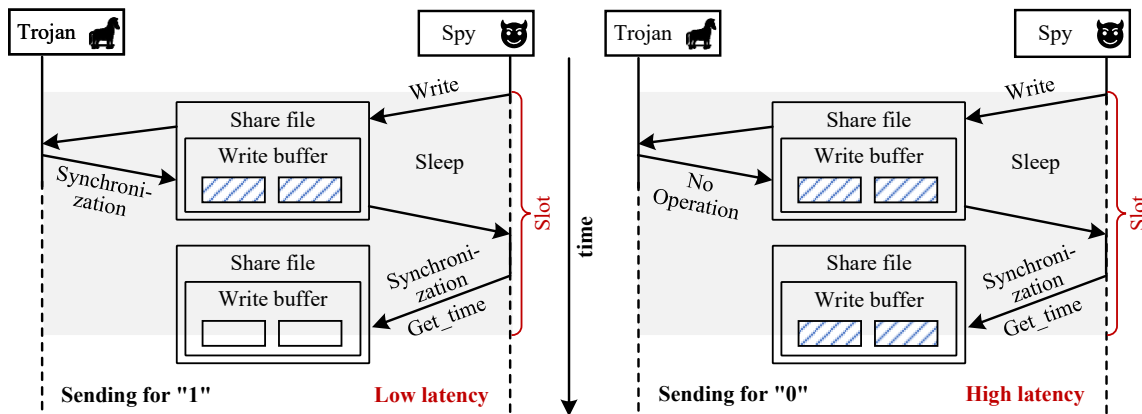


Figure 2: Overview of our covert channels. The blue shaded area is cached and the blank area is uncached.



---

**Protocol 1: Single file channel with `fdatasync`**

---

**Input:** `secret[len]`, `start`, `end`, `temp`**Output:** `recv[len]`

```
1 Sender operations:
2 fd = open("file", O_RDONLY); // Open target file
3 for i ← 0 to len do
4   start = get_time();
5   if secret[i] == 1 then
6     fdatasync(fd); // Synchronize file to disk
7   else
8     no operation;
9   slotwait(start, slot); // Wait for an interval
10 Receiver Operations:
11 fd = open("file", O_RDWR);
12 for i ← 0 to len do
13   temp = get_time();
14   write(fd);
15   usleep(); // Wait for the sender code to execute
16   start = get_time();
17   fdatasync(fd); // Synchronize file to disk
18   end = get_time() - start;
19   if end < threshold then
20     recv[i] = 1;
21   else
22     recv[i] = 0;
23   slotwait(temp, slot); // Wait for an interval
```

---

To begin, the receiver initiates and writes data to the target file, and the value written can be any 1-byte content. Thanks to the delayed write, the written data is temporarily stored in the write buffer and retained for a period of time. The receiver then waits for the sender to execute, and the sender decides whether or not to call the `fdatasync` based on the secret value to be transferred. It is assumed that the sender invokes `fdatasync` when sending a “1” and does nothing when sending a “0”. The receiver then calls the `fdatasync` and measures its execution time. We pre-set a threshold that lies between the time of a buffer hit and miss. If the time measured is less than the threshold, it indicates that the sender has already synchronized the dirty data from the write buffer to the disk. Thus, the receiver can infer that the sent bit is “1”. Otherwise, if it exceeds the threshold, the receiver may deduce that the sent bit is “0”.

It should be noted that this protocol employs a slot interval to ensure the time of each sent and received bit is equal, which is also reflected in the gray shaded area in Fig. 2. Concretely, upon completion of a round of code execution within the designated slot time, both the sender and receiver should wait for each other before transmitting the next bit. Following the slot constraint, the sender and receiver can maintain synchronization throughout the transmission process. This means

that the sender only transmits a bit before the receiver has received one, thereby ensuring the interactive consistency of both entities. Such synchronization is referred to as inter-code synchronization, which will be detailed in Section VI.

### 4.3 Synchronized Page

The data size for each synchronization in the Protocol 1 contains all modified blocks within a file, so the granularity of synchronization is file size. However, this granularity may not be fine-grained enough if an attacker wants to monitor multiple modifications made to the same file. Therefore, we design the Protocol 2, which curtails the size of the synchronized object to the page level, thus reducing resource consumption and increasing the TR.

In Protocol 2, we use the `msync` to flush the mapped memory segment of a specified-length of file back to disk, thus constructing a covert channel at the page level. Although the length is user-specified and can be any integer, the system aligns it with the page boundary by default. The entire protocol design is similar to Protocol 1, but we need to utilize `mmap` for page mapping and replace `fdatasync` with `msync`. Specifically, both the sender and the receiver invoke `mmap` to map the target page from a file. However, the difference is that the sender can only establish a read-only mapping of the target page, whereas the receiver is able to read and write to it. To initialize the state of write buffer, the receiver first writes data to the target page and then waits for the sender to execute. Based on the secret value to be transmitted, the sender determines whether the `msync` should be called. If it is the case, the sender needs to specify a synchronization length and set the `MS_SYNC` flag. At last, the receiver invokes `msync` and measures its execution time. By analyzing the time variation, the receiver can deduce whether a “1” or “0” was transmitted by the sender. Notably, each bit in this protocol is assigned with a specific slot time to ensure inter-code synchronization.

### 4.4 Analysis

The aforementioned protocols offer an effective solution to the problem of inter-code synchronization. The solution is widely used in cache covert channels [3, 4, 34], but it includes some requirements that may affect the performance of our channel. We hypothesize that the time of the synchronous system call is  $t_b$  when the write buffer is cached, and that is  $t_u$  when the write buffer is uncached. In our experiments,  $t_b$  is much larger than  $t_u$  (cf. Section VII). By analyzing Protocols 1 and 2, we can reveal that both protocols have two necessary requirements:

**R1:** the sender and receiver communicate synchronously, so the receiver has to wait for the sender to complete operations. The waiting time should be large enough for dealing with different situations. For example, when the sender transmits a “1”, the synchronization operation (e.g., `msync` call)

---

**Optimization 1: Multi-bit encoding with `fdatasync`**

---

**Input:**  $secret[len]$ ,  $start$ ,  $t$ ,  $fd[4]$ **Output:**  $recv[len]$ 

```
1 Sender operations:
2 for  $i \leftarrow 0$  to  $len$  do
3    $start = get\_time();$ 
4    $fdatasync(fd[secret[i]]);$  // Synchronize file;
5    $slotwait(start, slot);$  // Wait for an interval

6 Receiver operations:
7  $thpool = threadpool\_init(4);$  // Initialize 4 threads
8 for  $j \leftarrow 0$  to  $len$  do
9    $start = get\_time();$ 
10  write to 4 files;
11   $usleep();$  // Wait for the sender to execute
12  for  $i \leftarrow 0$  to 4 do
13     $t = thpool\_add\_work(thpool, task, i);$  //
14    Synchronize file $_i$  and measure time
15  if  $t < threshold$  then
16     $recv[j] = 1;$ 
17  else
18     $recv[j] = 0;$ 
19   $slotwait(start, slot);$  // Wait for an interval
```

---

takes a time of  $t_b$ , whereas the sender will do nothing when sending a “0” with negligible time. However, it needs to wait for a time interval of  $t_b$  for the receiver to ensure that the sender completes all operations.

**R2:** each transmission requires waiting for a pre-calculated time window, referred to as a slot, to realize inter-code synchronization. The sender and receiver take different amounts of time to transmit different bits. For instance, when transmitting a “1”, the time of synchronization for the sender is  $t_b$ , and that for the receiver is  $t_u$ . On the other hand, when sending a “0”, the sender does nothing while the receiver calls the synchronization for a time of  $t_b$ . To synchronize each bit transmitted between the sender and the receiver, we need to set the slot to the maximum execution time, i.e.,  $2t_b$ . Note that the execution time of other codes is omitted.

These requirements could lead to long idle waiting for the sender and receiver, thereby reducing the TR of SYNC+SYNC. In addition, waiting for a slot interval per bit may affect the BER. For instance, if the slot is not large enough or the synchronization takes much time in a slot because of system blocking, the execution of the sender or receiver may exceed the slot, resulting in a corresponding bit error. Even worse, the error may be passed to the next bits. Therefore, we need to consider some optimization strategies to decrease or eliminate the effect of these requirements.

## 5 Optimization Strategies

In the previous section, we introduced two covert channel protocols that utilize a single file and page. However, a process can typically control over multiple files and pages in real-world applications. Hence, we develop three optimization strategies that leverage multiple files or pages. These strategies can reduce the above requirements and thus bring benefits in terms of TR and BER. In the following sections, we will elaborate on these strategies.

### 5.1 Optimization 1: Multi-bit Encoding

Multi-bit encoding is a coding method that enables the simultaneous transmission of multiple bits through varying levels of temporal differences. Unlike the multi-bit encoding scheme employed by hardware caches [8], SYNC+SYNC cannot leverage time differences across different levels to encode multiple bits. This is because each file can only be synchronized separately even if multiple files are modified. Furthermore, the increase in synchronization delay resulting from modifying multiple pages is negligible, rendering it challenging for the receiver to discern such a delay.

To address the above issue, we design a multi-bit encoding scheme by different files rather than different timing levels, as shown in Optimization 1. Concretely, it is implemented using 4 files (No. 0, 1, 2, 3) to send two bits simultaneously. The sender groups the secret data into a batch of 2 bits, e.g., “00”, “01”, “10”, and “11”. If the secret value is “00”, the sender synchronizes the 0th file, whereas if the secret value is “01”, the sender synchronizes the 1th file, and so on. The sender selects one of the files to synchronize based on the secret value, so its execution time is  $t_b$ . In contrast, the receiver must synchronize and measure all 4 files for each received bit. Fortunately, this process can be performed concurrently, as the 4 files are not accessed in order of priority. Thus, we can use 4 threads to synchronize each of the 4 files, respectively. By this means, the execution time for the receiver would be approximately  $t_b$  ideally. Overall, the time consumed when transferring two bits is  $2t_b$ .

To reduce the time of thread creation and release, we used the thread pool technique [44] that initializes 4 threads at the beginning of our program. Intuitively, we can use 8 or more files and threads to encode more bits at a time, but exponentially increasing resource consumption and larger interference come with that.

### 5.2 Optimization 2: Asynchronous Communication

In asynchronous communication, the sender can continuously send messages or perform tasks without waiting for the execution of the receiver. Moreover, instead of responding immediately, the receiver can process the messages at its own

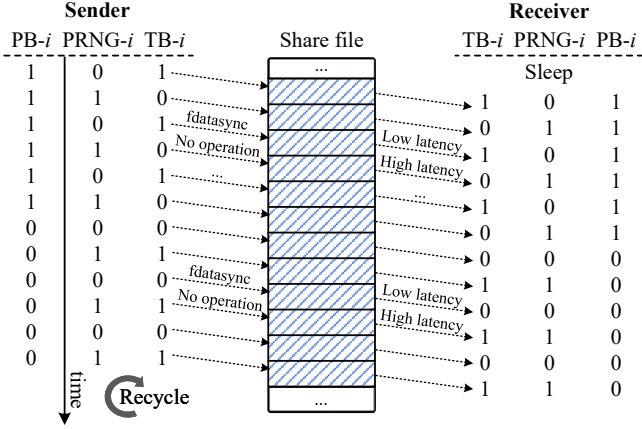


Figure 3: The process of asynchronous communication

pace. [6] proposed the initial asynchronous communication scheme for cache covert channels, but attackers rely on a shared array larger than the LLC capacity to cause cache thrashing due to the impact of cache replacement policies. Moreover, the gap between the sender and receiver should be small to avoid interference. In contrast, SYNC+SYNC is not encumbered by this cache replacement and gap since the size of the software cache can be dynamically adjusted. Therefore, our channel can readily adapt to this type of communication.

An important challenge for asynchronous communication is how to ensure a bounded gap between the sender and receiver. To address this, we have designed two schemes. The first scheme is to reserve a slot for each transmitted bit, which ensures that the sender is always ahead of the receiver. Concretely, the sender and receiver execute simultaneously, but the receiver waits for a slot in the initial execution. When the receiver synchronizes the 0th file, the sender is operating on the 1th file. Thus, the receiver need not to wait for the sender during subsequent execution. This scheme enables asynchronous execution between sender and receiver, which eliminates the need for **R1**. However, a desired TR cannot be achieved due to the unsolved **R2**.

The second scheme is to use the pseudo-random encoding method [6], as shown in Fig. 3. Specifically, the sender uses a pseudo-random number generator (PRNG) to encode the data to be sent. For each payload bit (PB-*i*), the transmitted bit (TB-*i*) is  $TB-i = PB-i \oplus PRNG-i$ . The receiver decodes the received data and uses the PRNG to recover the sent data, where the payload is  $PB-i = TB-i \oplus PRNG-i$ . When sending a “0”, the sender does nothing, but the receiver needs to call the synchronization function (time  $t_b$ ). When sending a “1”, the sender first performs the synchronous operation (time  $t_b$ ), and then the receiver also calls the synchronization function (time  $t_u$ ). When the number of “0”s and “1”s are equal, the average time for the sender to transmit a bit ( $t_b / 2$ ) is less than one for the receiver to receive a bit ( $(t_b+t_u) / 2$ ). Therefore, we ensure that the sender is ahead of the receiver. To control the lead

of the sender, we add a waiting time of  $t_s$  when sending “0”, where  $t_s$  is slightly smaller than  $t_u$ . It significantly reduces the lead by the sender. However, this lead accumulates with the transmission of bits, which may become relatively large after a long period of time. Therefore, we set a synchronization period, such as resynchronizing after transmitting 20000 bits. In fact, the period depends on the number of files or pages used, i.e., the time required to wrap around a circle.

### 5.3 Optimization 3: One-time Transmission

SYNC+SYNC is a persistent channel that allows the sender and receiver to execute non-concurrently. In our channel, each bit can be marked by one file or page. Thus, if sufficient resources are shared, all bits can be sent at once, namely one-time transmission. Although `msync` is not tailored for page size, it behaves as synchronization to page boundaries. Therefore, we use one page to represent one bit.

The one-time transmission separates the execution of the sender and receiver, eliminating the need for any synchronization between two communication entities. Moreover, it only incurs tiny interference because the shared files or pages are separately utilized by the sender and receiver processes. This method can loosen **R1** and **R2**, thereby improving the performance of our channel. Notably, this method is limited by the number of files and the periodic write-back mechanism [45] on the target OS. For transmission with multiple files, a process can only use a limited number of file descriptors, which is no more than 1024 on Linux. However, for transmission with multiple pages, only one shared file is required. The pages that `msync` synchronizes are derived from `mmap` mapped files. Thus, the larger the file size, the more data can be transferred at once. For instance, a 1MB-sized file can transmit 256-bit secret data.

## 6 Communication Synchronization

In order to coordinate communication between both entities, it is necessary to synchronize the execution between the Trojan and the Spy at the beginning of the communication. The synchronization we discuss refers to communication synchronization rather than memory-disk synchronization. Specifically, before transmitting the  $m$ -bit secret data, the Trojan sends an  $n$ -bit pre-negotiated bit stream (e.g., “10101010”), called the “synchronization sequence”. The Spy continuously executes synchronization and timing until it receives a “1”. Then the Spy verifies whether the initial  $n$  bits of the received data match the “synchronization sequence”. If they do, the Spy proceeds to receive the subsequent  $m$ -bit confidential data. Otherwise, the Spy discards the received data and prepares for the next round of reception. At the end of the communication, when the Spy receives a complete  $n + m$  bits, the reception is completed. Subsequently, the Spy can write to an unused file to signal the Trojan that this round is over and the next round

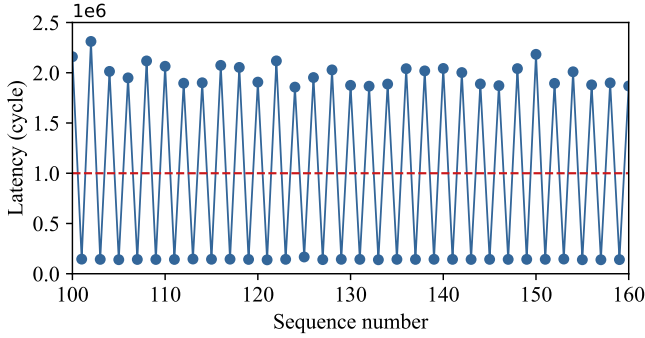


Figure 4: The timing of sending “0” and sending “1” with `fdatasync` on Linux

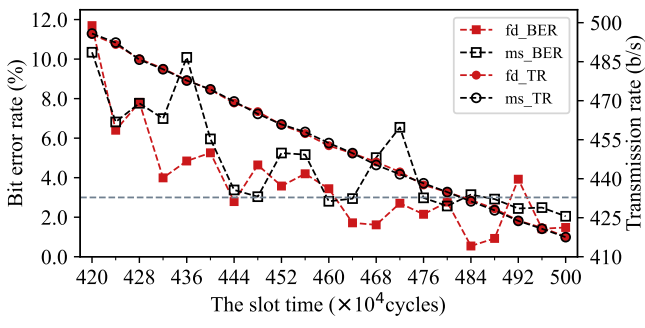


Figure 5: The TR and BER of Protocol 1 and Protocol 2 (`fd`: `fdatasync`, `ms`: `msync`)

of transmission is ready. This is because the Trojan has been measuring the synchronization time of the unused file after sending a round of data.

Furthermore, for communication protocols using a single file or page, we need fine-grained synchronization for the transmission of each bit, i.e., inter-symbol synchronization. Since our channel is based on the state changes of shared resources, the receiver must measure the state before transmitting the next bit. If any bit does not match, the correctness of all subsequent bits cannot be guaranteed. Thus, we need to reserve the execution time for the receiver after the sender’s completion, i.e., the slot setting. For protocols using multiple files or pages, we do not need to consider the inter-symbol synchronization, since ensuring the sender executes before the receiver is enough to allow both processes to run in an expected order.

## 7 Evaluation

In this section, we rigorously evaluated SYNC+SYNC across diverse scenarios, examining time resolution, transmission rate (TR), bit error rate (BER), standard deviation (SD), and standard error (SE). Moreover, we compared it with published work. Experimentally, we employed three diverse machines:

a laptop equipped with an AMD Ryzen 5 3500U processor, 8GB DDR4, and a 512GB Samsung SSD, running Ubuntu 20.04 and macOS 12; a MacBook featuring an M1 chip, operating on macOS 13; and a desktop with an Intel i5-8400 processor and Ubuntu 16.04, used for hardware-agnostic validation. In the experimental setup, the Trojan and Spy programs operated on the target OS, sharing the same files or pages during transmission. To enhance the accuracy of experimental results, we conducted each test 50 times, transferring 1024 bits in each iteration to obtain the average values of TR and BER.

### 7.1 Experimental Results on Linux

**Time resolution.** To demonstrate that the time difference between a buffer hit and miss is distinguishable, we first conducted an experimental verification by crafting a test process. We tested 1000 sets of data, where the process sequentially chose to write or not write to the target file each time, and then measured the time it took to reclaim the write buffer via a synchronous system call. If the file is written, the reclaimed latency is higher. Otherwise, the latency will be lower. Fig. 4 shows the difference in latency, which contains a portion of the tested data. We can see that the synchronization delay is about 0.918 ms when the write buffer is cached and about 64  $\mu$ s when it is uncached. The time difference between the two cases is significant (over ten times), so we can set a threshold of 0.476 ms ( $1.0 \times 10^6$  cycles) to readily distinguish them.

**Single file or page.** We conducted experiments using `fdatasync` and `msync` for a single file and page, respectively. In this case, one slot for each transferred bit is required, the size of which can be adjusted depending on the trade-off between BER and TR. As shown in Fig. 5, we observed a significant decrease in the BER and a linear drop in the TR as the slot size increased. We can see that the BER drops below 3% when the TR is about 430 b/s. In addition, even though at a higher BER (e.g., slot 436), we observed multiple sets of completely correct data. This indicates that we can run the tests multiple times to recover the secret data under such a circumstance. This observation is also consistent with Fig. 6, where we can see that the SD is large because there are multiple sets of perfectly correct and multi-bit wrong data. In addition, we find that the SE is small, indicating that our sample is relatively representative.

**Multiple files or pages.** In this case, we tested three optimization strategies: multi-bit encoding, asynchronous communication, and one-time transmission, respectively.

In multi-bit encoding, we used four files and four threads to transfer two bits simultaneously. Experimental results show that the BER increases significantly when the TR increases to 698.47 b/s. In particular, when measuring the synchronization time in multiple threads, the execution time of the threads that are ahead of each other is shorter due to limited system resources. This behavior may affect the execution time of



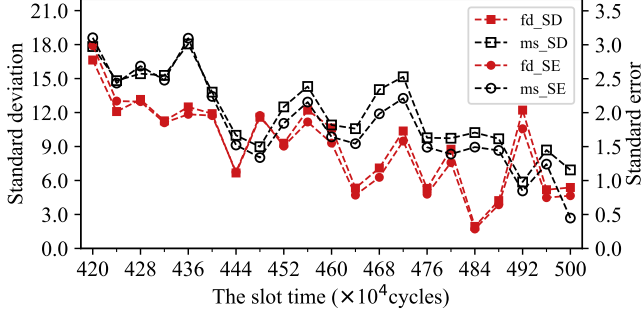


Figure 6: The SD and SE of Protocol 1 and Protocol 2

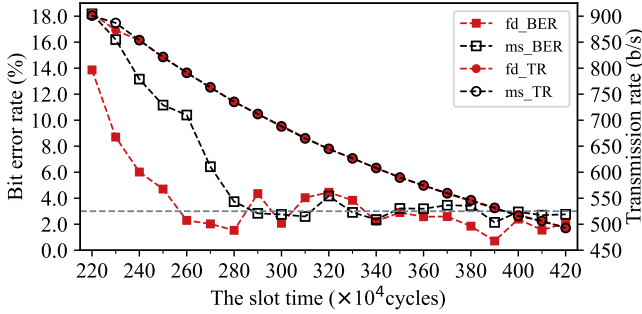


Figure 7: The TR and BER of asynchronous communication with slot

synchronous system calls, which is appreciable in our tests because our processor contains only 4 cores. However, we believe that the interference can be further reduced by improvements in hardware and code.

In asynchronous communication, we first retained the slot. In this case, the sender leads the receiver by one slot time, which would be maintained throughout the transmission. The receiver can continuously execute the synchronization function and measure its time without waiting for the execution of the sender. We tested this method using 8 files and pages, and the corresponding results are shown in Fig. 7. We observed that the BER dropped to below 3% as the slot gradually increased, while the TR of our channel exceeded 700 b/s. Fig. 8 illustrates the SD and SE, which are similar to those of a single file or page. The large SD is attributed to the inclusion of multiple sets of entirely correct and multiple-bit erroneous data, influenced by the slot size and interference from synchronous system calls. We also evaluated Optimization 2 without a slot. In this case, we carefully designed the encoding method between the sender and receiver to ensure that the sender always led the receiver by a confined gap. To make the synchronous system call stable and the period of synchronization large, we used 500 files for asynchronous communication without a slot. In our experiment, when  $t_s$  is set to 0, the communication needs to be resynchronized for every 1,600 bits transmitted; when  $t_s$  is set to 20  $\mu$ s, it

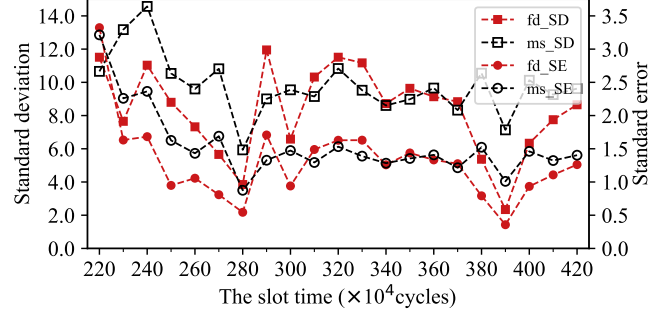


Figure 8: The SD and SE of asynchronous communication

can be resynchronized after 20,000 bits. Moreover, the initial sleep time of the receiver is set to 3000  $\mu$ s. The asynchronous communication method without a slot further improves the TR but results in a higher BER. These errors occur especially in the early stages of the transmission process, in which the time of synchronous system call is not stable enough. In Table 2, we observed a TR of up to 1.625 Kb/s and a BER of 6.5%.

In one-time transmission, we tested the TR and BER with multiple files and pages. When using multiple files, we can transmit 1022 bits at a time due to the limitation of the number of files that a process can open. With multiple pages, we can easily transmit 6400 bits using a 25 MB file at once. Since this method is affected by the periodic write-back mechanism, which refreshes dirty pages not written back for over 30 seconds by default, it is advisable to ensure that the receiver lags behind the sender by no more than 20 seconds. Moreover, in 50 sets of data we tested (1024 bits for per set), we found no bit errors using this approach. Depending on the proportion of “0”s and “1”s in the sent data, we achieved an average TR of 2.036 Kbps and a peak TR of 14.762 Kbps.

The performance of alternative synchronization functions is summarized in Table 2. Notably, `fsync` and `sync` exhibit slower TRs as they not only synchronize file data but also synchronize all file metadata to the disk. Due to the disparate storage of file data and metadata, these functions require additional time to complete the synchronization process.

## 7.2 Experimental Results on Other OSes

To illustrate the potential risks of SYNC+SYNC, we conducted experiments on other POSIX-compatible OSes. Firstly, we installed macOS Monterey 12 on an AMD processor and tested system calls such as `fsync`, `fdatasync`, and `msync`. The experimental results revealed that all these system calls successfully implemented a covert channel. Intriguingly, the call time for `fdatasync` and `msync` on this system is considerably shorter than on Ubuntu. Taking `fdatasync` as an example, as shown in Fig. 9, when the write buffer is cached, the synchronization time is approximately 0.176 ms, whereas when it is not cached, the synchronization time is only about 3.6  $\mu$ s. This enables SYNC+SYNC to achieve a TR far be-

Table 2: The TR and BER on Linux

Type	Strategy	TR (bps)	BER (%)
Single	sync	116.28	0.73
	fsync	139.66	0.94
	fdatasync	469.12	2.79
	msync	453.72	2.81
Multiple	Optimization 1	698.47	5.56
	Optimization 2_slot (file)	791.68	2.29
	Optimization 2_slot (page)	711.86	2.84
	Optimization 2 (file)	1625.76	6.50
	Optimization 3 (file)	2013.54	0
	Optimization 3 (page)	2036.68	0

yond that on Ubuntu. We demonstrated this extremely high transfer rate using Optimization 3, as shown in Table 3. The average rate signifies an equal distribution of “0” and “1”, each occupying 50% during data transmission. Meanwhile, the peak rate exemplifies a scenario where “1” exclusively occupies 100%. Thus, contingent upon the transmitted data, our channel’s speed can be notably enhanced. Next, we performed tests on a physical machine equipped with an M1 chip, running macOS Ventura 13. In this OS, we found that `fdatasync` and `msync` were not supported, although `fsync` remained functional. However, when testing with `fsync`, no observable time differences were noted. We speculate that macOS might ignore the disk-write requirements associated with `fsync`, failing to physically write the file data to the disk. This operation poses potential security risks, as data that should have been written to the disk may be lost in case of power failure or forced reboot. Additionally, even if the original POSIX system calls are not applicable on macOS, another function—`fcntl`—can still be used with `F_FULFSYNC` as a parameter to write data to permanent storage forcibly. Using this function, we achieved a TR of 117.25 b/s on macOS 13 based on a single shared file.

The Windows system isn’t POSIX-friendly by default, but we brought in `Cygwin` to bridge the gap. Surprisingly, there were no leaks in our experiments. We also tried Windows’ own `FlushFileBuffers` and `FlushViewOfFile` functions

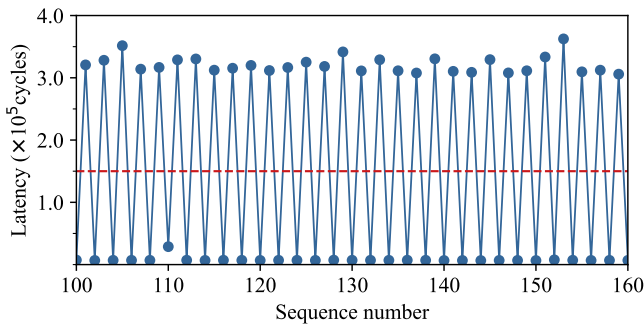


Figure 9: The timing of sending “0” and sending “1” with `fdatasync` on macOS

Table 3: The TR and BER on macOS

Strategy	Ratio (%)	TR (bps)	BER (%)
Optimization 3 (file)	50	9957.11	0
	75	18569.22	0.0081
	100	231392.37 (Peak)	0
Optimization 3 (page)	50	10211.41	0.004
	75	19028.50	0.003
	100	253021.92 (Peak)	0

Table 4: The TR and BER in sandbox scenarios

Strategy	TR (bps)	BER (%)
Optimization 3 (file)	2003.45 (Peak: 13779)	0.0058
Optimization 3 (page)	2013.36 (Peak: 13830)	0.0086

for a similar transmission, but no luck there. This may be because: 1) these synchronization functions can only be used for files with write permissions; 2) synchronization functions between different processes may contain permission checks, or the write buffer of different processes may not maintain a consistent view. These functions can only refresh the file view of the current process, rather than affecting the view of other processes; 3) Each process has its own working set, and the write buffer may be in the working set [35].

### 7.3 Attacks on Cross-sandbox Scenarios

We employed `Firejail` [40], a commonly used open-source tool that offers a software sandbox environment for Linux, to evaluate the performance of SYNC+SYNC. In the `Firejail` sandbox, we blocked all network traffic and prohibited writing to memory, thereby preventing inter-process communication through shared memory. `Firejail` supports memory mapping using `mmap`, which allows us to call `msync` effortlessly. Therefore, we successfully implemented a write covert channel by synchronizing pages in the cross-sandbox scenario. Additionally, we enforced read-only access to all files in the sandbox using the command of “read-only/HOME”, which restricted the Trojan from communicating directly with the Spy through shared files. Then, we redo the proposed covert channel using multiple files. Table 4 shows that our covert channel is almost unaffected in the sandbox scenario, with a slightly reduced TR and an extremely low BER.

## 7.4 Comparison

### 7.4.1 SYNC+SYNC vs. Hardware Covert Channels.

Currently, many hardware covert channels are proposed. Gruss et al. [4] demonstrated that `Flush + Flush` can achieve bit-rates of 496 KB/s at less than 1% BER. Using the last-level cache, `Flush + Reload` [3] achieved a capacity of 298 KB/s, while `Prime + Probe` [5] implemented a TR of 75 KB/s. `Streamline` [6] achieved an optimal bit rate of 1801 KB/s at

0.37% BER; Wu et al. [21] proposed a memory bus based channel with a capacity of 746 b/s; DRAMA [17] achieved a capacity of 1200 Kb/s on row buffers with a BER of 0.4%.

In general, it is unfair to compare the TR of software and hardware covert channels due to the nature of the hardware itself. Despite the lower BER, SYNC+SYNC offers the following advantages: 1) it does not require specific hardware and complex reverse engineering; 2) it cannot be alleviated at present. Hardware cache channels can typically be mitigated by cache partitioning and randomization, while software cache channels can only be mitigated through targeted measures. Since software resources are numerous and diverse, complete isolation is impractical; 3) it is easier to implement. SYNC+SYNC does not rely on specific instructions, cache eviction sets, and cache replacement strategies. It can be implemented with simple system calls.

#### 7.4.2 SYNC+SYNC vs. Software Covert Channels

Software covert channels do not rely on specific CPU components, so they can naturally communicate across CPUs, but only a few works have been proposed. These works can be classified into two categories: volatile and persistent channels. In volatile channels, MES-Attacks [36] utilized mutual exclusion and synchronization mechanisms to implement a group of covert channels, achieving a maximum TR of 13.105 Kb/s. Gao et al. [23] analyzed leakage channels in container cloud environments and proposed lock-based and memory-based channels, which can achieve 5,150 b/s with 8 locks and 13.603 b/s with allocating 65% of bit 1 and 35% of bit 0, respectively. The TR of our channel competes with that of these channels, but our channel does not depend on concurrent execution.

In persistent channels, Gothem et al. [15] proposed a covert channel based on browser cache. Although they do not provide a TR, the time resolution for accessing the cache ranges from a few milliseconds to tens of milliseconds. Therefore, our channel has a superior TR compared to theirs. Gruss et al. [10] introduced a page cache attack, which utilizes the `mincore` function to measure whether a memory page is present in the page cache, thereby leaking the accesses of sensitive pages. They also provided a covert channel with a TR of 56.32 Kb/s on Linux. However, the `mincore` function has been patched [39] and no longer provides accurate information about the page cache. We verified that this channel does not work on our systems. Overall, our channel is currently exploitable and has a high TR.

## 8 Discussion

In this section, we discuss potential side-channel attacks and two possible countermeasures.

1 if (secret)	1 if (secret)	1 if (is_invalid(secret))
2 modify page 0	2 modify page 0	2 modify page 0
3 else	3 else	3 else
4 access page 0	4 modify page 1	4 exit(1)
(a)	(b)	(c)

Figure 10: The potential gadgets of side-channel attacks

### 8.1 Side Channel Attacks

Our channels can potentially serve as side-channel attacks. Like existing side-channel attacks, we suppose that the victim interacts with or verifies a secret, triggering distinct operations based on the outcome. Therefore, the attacker can deduce the secret by measuring the time of synchronization. We present three gadget types of side-channel attacks in Fig. 10.

In Fig. 10 (a), page 0 is modified when the secret value is “1” and is accessed when the secret value is “0”. In this case, the if-else branch can lie on one page, as an attacker can infer the secret value by measuring whether or not the target page is modified. For instance, the attacker can flush the buffered page with a synchronization function. If the time it takes for flushing is long, it indicates that page 0 has been modified, so the secret value is “1”. Otherwise, the attacker can infer that the secret value is “0”. In Fig. 10 (b), the target page is modified regardless of the secret value. Therefore, the two paths of the branch need to belong to different pages. For example, line 2 and line 4 modify page 0 and page 1, respectively. The attacker can access these two pages and recover the secret by measuring the time of disk synchronization. If the synchronization time of page 0 is long, the attacker can infer that the secret value is “1”. Otherwise, if the time of page 1 is long, the secret value is “0”. In Fig. 10 (c), we verify whether a secret is valid, which may occur during the process of user login on a website, such as comparing the password input by the user with the correct one. If the password is verified to be legitimate, the line 2 of the gadget will modify page 0. Otherwise, if the verification fails, the program will exit. Thus, an attacker can measure the write-back time of page 0 to infer whether the password input is correct.

### 8.2 Countermeasures

SYNC+SYNC exploits the delayed write mechanism and memory-disk synchronization primitives, which transmit information by measuring the time it takes for reclaiming files or pages. Obviously, disabling the delayed write can block our channels completely, but it will result in significant performance degradation. As a result, we recommend adding some restrictions on the synchronization functions or isolating the write buffer among processes. The two solutions are discussed in detail below.

**1) Adding access restrictions.** The synchronization functions can be called among different processes, and even an attacker with read-only permission can invoke them on Linux.

To prevent such abuse, we suggest adding privileges to them or restricting their usage to processes that have write access to the file or page. Privilege usage may affect the normal execution of programs because ordinary users also need these functions to ensure secure write-backs, but we believe that the write access restriction is necessary for these functions. It is unclear why the development community of Linux tolerates the usage of these functions under read-only permissions, which we deem unnecessary. With the enforcement of access restrictions, attackers cannot exploit the proposed write covert channels in a sandboxed environment.

**2) Isolating the write buffer among processes.** On Linux, the write buffers of different processes are shared, making it easy for one process to evict the dirty pages of another process. In other words, the synchronization functions can be utilized across processes. Fortunately, we can adopt a process working set, similar to that on Windows, to maintain different file views for each process. In this way, the contents of the write buffer are isolated among different processes and thus do not interfere with each other. When using a synchronization function, only the write buffer of the calling process can be flushed. This isolation may lead to severe system overhead, particularly when dealing with large working sets or numerous processes. Additionally, the maintenance of the write buffer can be a laborious task.

## 9 Related Work

Covert channels can be categorized into hardware-based and software-based channels.

**Hardware-based channels.** Various microarchitectural components can be used to construct hardware-based covert channels, among which cache covert channels are the most widely used, such as Flush + Reload [3], Flush + Flush [4], and Prime + Probe [5]. In recent years, many covert channels that utilize hardware resources outside the CPU have emerged, such as DRAM Row Buffer [17], Memory Bus [21], CPU mesh [42], and Network-on-Chip [37]. They enable cross-core or even cross-CPU concealed communication. Furthermore, new variants of cache covert channels have attracted much more attention. In pioneering work, [6] proposed the first cache covert channel based on asynchronous communication, which transmits each bit by accessing different addresses of a large shared array. Sequential accesses on the array, which is larger than the LLC capacity, can cause cache thrashing that automatically evicts previously accessed addresses. WB [8] implemented the first write-back cache covert channel, which utilizes the cache replacement latency between a dirty and a clean cache line. Reload + Refresh [7] cleverly tracks the victim’s cache accesses by using cache replacement strategies, without evicting the victim’s cache line by force. It can bypass side-channel detection using performance counters. Prime + Scope [9] uses a specific prime access pattern to implement the observation on a single cache line, thereby optimizing the

resolution of attacks.

**Software-based channels.** Compared with hardware-based channels, software-based channels are simpler to implement, which do not require reverse engineering and are not subject to all hardware isolation strategies [13, 26]. Container [23] transfers information by reading dynamic identifiers and performance data from memory-based pseudo-files, such as `procfs` and `sysfs`. MES-Attacks [36] utilize inter-process mutual exclusion and synchronization mechanisms to transmit secrets by adjusting the time of locking and condition waiting. Page cache [10] measures whether a page is in the page cache or not by using a `mincore` system call. Other covert channels make use of different software resources or techniques, such as browser cache [15] and memory deduplication [22]. Due to the abundance of software resources, the resulting covert channels remain worthy of investigation. Moreover, how to detect such attacks also stands as a crucial task for future endeavors.

## 10 Conclusion

This paper presents SYNC+SYNC, a new covert communication method that exploits delayed write mechanism and memory-disk synchronization primitives. The proposed covert channels are achieved in POSIX-compliant OSES, offering high flexibility and applicability without additional hardware support. We designed two covert channel protocols and three optimized methods to demonstrate the effectiveness of SYNC+SYNC attack, and evaluate its performance on different OSES and in both local and sandbox settings. The results show that our channels achieve an average rate of 2.036 Kb/s with a measured error rate of 0% on Linux and a high average rate of 10.211 Kb/s with an error rate of 0.004%. In addition, our channel can operate within a sandbox environment with negligible impact on performance. Our method redefines the threat model of write covert channels, providing a new perspective and implementation method for such channels. In addition, we propose two potential countermeasures to reduce the performance of the designed channels by limiting the synchronous system calls. Future work can explore further enhancements to the speed and reliability of the channel, as well as its application to practical attacks. Finally, we anticipate that this work stimulates more attention and investigation into defense and detection of covert communication in future secure system design.

## References

- [1] C. Canella, J. V. Bulck, M. Schwarz, M. Lipp, B. V. Berg, P. Ortner, F. Piessens, D. Evtvushkin, and D. Gruss, “A systematic evaluation of transient execution attacks and defenses,” In *USENIX Security*, 2019, pp. 249–266.



- [2] A. K. Biswas, D. Ghosal, and S. Nagaraja, "A Survey of Timing Channels and Countermeasures," *ACM Computing Surveys (CSUR)*, vol. 50, no. 1, pp. 1–39, 2018.
- [3] Y. Yarom, K. Falkner, and K. Falkner, "Flush + Reload: A High Resolution, Low Noise, L3 Cache Side-Channel Attack," in *USENIX Security*, 2014, pp. 719–732.
- [4] D. Gruss, C. Maurice, K. Wagner, and S. Mangard, "Flush + Flush: A Fast and Stealthy Cache Attack," in *DIMVA*, 2016, pp. 279–299.
- [5] F. Liu, Y. Yarom, Q. Ge, G. Heiser, and R. B. Lee, "Last-Level Cache Side-Channel Attacks are Practical," in *S&P*, 2015, pp. 605–622.
- [6] G. Saileshwar, C. W. Fletcher, and M. Qureshi, "Streamline: A Fast, Flushless Cache Covert-Channel Attack by Enabling Asynchronous Collusion," in *ASPLOS*, 2021, pp. 1077–1090.
- [7] S. Briongos, P. Malagon, J. M. Moya, and T. Eisenbarth, "RELOAD + REFRESH: Abusing Cache Replacement Policies to Perform Stealthy Cache Attacks," in *USENIX Security*, 2020, pp. 1967–1984.
- [8] Y. Cui, C. Yang, and X. Cheng, "Abusing Cache Line Dirty States to Leak Information in Commercial Processors," in *HPCA*, 2022, pp. 82–97.
- [9] A. Purnal, F. Turan, and I. Verbauwhede, "Prime + Scope: Overcoming the Observer Effect for High-Precision Cache Contention Attacks," in *CCS*, 2021, pp. 2906–2920.
- [10] D. Gruss, E. Kraft, T. Tiwari, M. Schwarz, A. Trachtenberg, J. Hennessey, A. Ionescu, and A. Fogh, "Page Cache Attacks," in *CCS*, 2019, pp. 167–180.
- [11] Hat. R., "Disabling SMT to prevent CPU security issues using the web console", 2022, <https://access.redhat.com/documentation/en-us/red-hat-enterprise-linux/8/topic/f1d65124-781b-4543-a51a-d2bf9fa794ac>.
- [12] Y. Zhang and M. K. Reiter, "Düppel: retrofitting commodity operating systems to mitigate cache side channels in the cloud", In *CCS*, 2013, pp. 827–838.
- [13] V. Kiriansky, I. Lebedev, S. Amarasinghe, S. Devadas, and J. Emer, "DAWG: A defense against cache timing attacks in speculative execution processors," in *MICRO*, 2018, pp. 974–987.
- [14] M. Werner, T. Unterluggauer, L. Giner, M. Schwarz, D. Gruss, and S. Mangard, "SCATTERCACHE: thwarting cache attacks via cache set randomization," in *USENIX Security*, 2019, pp. 675–692.
- [15] T. Van Goethem, W. Joosen, and N. Nikipforakis, "The Clock is Still Ticking: Timing Attacks in the Modern Web," in *CCS*, 2015, pp. 1382–1393.
- [16] Y. Shin, H. C. Kim, D. Kwon, J. H. Jeong, and J. Hur, "Unveiling Hardware-based Data Prefetcher, a Hidden Source of Information Leakage," in *CCS*, 2018, pp. 131–145.
- [17] P. Pessl, D. Gruss, C. Maurice, M. Schwarz, and S. Mangard, "DRAMA: Exploiting DRAM Addressing for Cross-CPU Attacks," in *USENIX Security*, 2016, pp. 565–581.
- [18] S. Deng and J. Szefer, "New Predictor-Based Attacks in Processors," in *DAC*, 2021, pp. 697–702.
- [19] A. C. Aldaya, B. B. Brumley, S. ul Hassan, C. P. García, and N. Taveri, "Port Contention for Fun and Profit," in *S&P*, 2019, pp. 870–887.
- [20] A. Bhattacharyya, A. Sandulescu, M. Neugschwandtner, A. Sorniotti, B. Falsafi, M. Payer, A. Kurmus, "SMoTherSpectre: Exploiting Speculative Execution through Port Contention," in *CCS*, 2019, pp. 785–800.
- [21] Z. Wu, Z. Xu, and H. Wang, "Whispers in the hyper-space: High-bandwidth and reliable covert channel attacks inside the cloud," *IEEE/ACM Trans. Netw.*, vol. 23, no. 2, pp. 603–615, 2015.
- [22] D. Gruss, D. Bidner, and S. Mangard, "Practical Memory Deduplication Attacks in Sandboxed Javascript," in *ESORICS*, 2015, pp. 108–122.
- [23] X. Gao, B. Steenkamer, Z. Gu, M. Kayaalp, D. Pendarakis, and H. Wang, "A Study on the Security Implications of Information Leakages in Container Clouds," *IEEE Trans. Dependable Secur. Comput.*, vol. 18, no. 1, pp. 174–191, 2021.
- [24] M. Lipp, M. Schwarz, D. Gruss, T. Prescher, W. Haas, A. Fogh, J. Horn, S. Mangard, P. Kocher, D. Genkin, Y. Yarom, and M. Hamburg, "Meltdown: Reading kernel memory from user space," in *USENIX Security*, 2018, pp. 973–990.
- [25] P. Kocher, J. Horn, A. Fogh, D. Genkin, D. Gruss, W. Haas, M. Hamburg, M. Lipp, S. Mangard, T. Prescher, M. Schwarz, Y. Yarom, "Spectre Attacks: Exploiting Speculative Execution," in *S&P*, 2019, pp. 1–19.
- [26] G. Dessouky, T. Frassetto, and A.-R. Sadeghi, "HY-BCACHE: Hybrid Side-Channel-Resilient Caches for Trusted Execution Environments," in *USENIX Security*, 2020, pp. 451–468.

- [27] E. Bosman, K. Razavi, H. Bos, and C. Giuffrida, “Dedup Est Machina: Memory Deduplication as an Advanced Exploitation Vector,” in *S&P*, 2016, pp. 987–1004.
- [28] F. Liu and R. B. Lee, “Random Fill Cache Architecture,” in *MICRO*, 2014, pp. 203–215.
- [29] Z. H. Jiang and Y. Fei, “A novel cache bank timing attack,” in *ICCAD*, 2017, pp. 139–146.
- [30] M. Yan, R. Sprabery, B. Gopireddy, C. W. Fletcher, R. Campbell, and J. Torrellas, “Attack Directories, Not Caches: Side Channel Attacks in a Non-Inclusive World,” in *S&P*, 2019, pp. 888–904.
- [31] F. Yao, M. Doroslovacki, and G. Venkataramani, “Are Coherence Protocol States Vulnerable to Information Leakage?,” in *HPCA*, 2018, pp. 168–179.
- [32] W. Xiong and J. Szefer, “Leaking Information Through Cache LRU States,” in *HPCA*, 2020, pp. 139–152.
- [33] D. Evtvushkin, D. Ponomarev, and N. Abu-Ghazaleh, “Jump over ASLR: Attacking branch predictors to bypass ASLR,” in *MICRO*, 2016, pp. 1–13.
- [34] M. Lipp, V. Hadžić, M. Schwarz, A. Perais, C. Maurice, and D. Gruss, “Take A Way: Exploring the Security Implications of AMD’s Cache Way Predictors,” in *CCS*, 2020, pp. 813–825.
- [35] Microsoft, “Programming reference for Windows API,” 2018, <https://docs.microsoft.com/en-us/windows/desktop/api/index>.
- [36] C. Shen, J. Zhang, G. Qu, “MES-Attacks: Software-Controlled Covert Channels based on Mutual Exclusion and Synchronization”, In *DAC*, 2023.
- [37] J. Ahn, J. Kim, H. Kasan, L. Delshadtehrani, W. Song, A. Joshi, and J. Kim, “Network-on-Chip Microarchitecture-based Covert Channel in GPUs,” in *MICRO*, 2021, pp. 565–577.
- [38] X. Gao, Z. Gu, Z. Li, H. Jamjoom, and C. Wang, “Houdini’s Escape: Breaking the Resource Rein of Linux Control Groups,” in *CCS*, 2019, pp. 1073–1086.
- [39] J. Corbet, “Fixing page-cache side channels, second attempt,” 2019, <https://lwn.net/Articles/778437/>.
- [40] Firejail, “Firejail Security Sandbox,” 2023, <https://firejail.wordpress.com/>.
- [41] U. Jayasankar, V. Thirumal, and D. Ponnurangam, “A survey on data compression techniques: From the perspective of data quality, coding schemes, data type and applications,” *J. King Saud Univ. - Comput. Inf. Sci.*, vol. 33, no. 2, pp. 119–140, 2021.
- [42] J. Wan, Y. Bi, Z. Zhou, and Z. Li, “MeshUp: Stateless Cache Side-channel Attack on CPU Mesh,” in *S&P*, 2022, pp. 1396–1414.
- [43] D. Evtvushkin, D. Ponomarev, and N. Abu-Ghazaleh, “Covert channels through branch predictors,” in *HASP*, 2015, pp. 1–8.
- [44] C. Forcha, “Create a Thread Pool in C++,” 2022, <https://linuxhint.com/create-thread-pool-c/>.
- [45] S. D. Carson and S. Setia, “Analysis of the periodic update write policy for disk cache,” *IEEE Transactions on Software Engineering*, vol. 18, no. 1, pp. 44–54, 1992.
- [46] W. Xiong and J. Szefer. “Survey of transient execution attacks and their mitigations,” *ACM Computing Surveys*, vol. 54, no. 2, pp. 1–36, 2021.
- [47] Microsoft, “File Caching,” 2021, <https://learn.microsoft.com/en-us/windows/win32/fileio/file-caching>.
- [48] J. P. Thoma and T. Güneysu. “Write Me and I’ll Tell You Secrets – Write-After-Write Effects On Intel CPUs,” *RAID*, 2022, pp. 72–85.
- [49] C. Su, Q. Zeng, and P. Nicopolitidis. “Survey of CPU Cache-Based Side-Channel Attacks: Systematic Analysis, Security Models, and Countermeasures,” *Security and Communication Networks*, 2021.