

# Distributed Asynchronous Service Provisioning in the Edge-Cloud Multi-tier Network

Itamar Cohen, Paolo Giaccone, *Senior Member, IEEE*, Carla Fabiana Chiasserini, *Fellow, IEEE*

**Abstract**—In an edge-cloud multi-tier network, datacenters provide services to mobile users, with each service having specific latency constraints and computational requirements. Deploying such a variety of services while matching their requirements with the available computing resources is challenging. In addition, time-critical services may have to be migrated as the users move, to keep fulfilling their latency constraints. Unlike previous work relying on an orchestrator with an always-updated global view of the available resources and the users' locations, this work envisions a distributed solution to the above problems. In particular, we propose a distributed asynchronous framework for service deployment in the edge-cloud that increases the system resilience by avoiding a single point of failure, as in the case of a central orchestrator. Our solution ensures cost-efficient feasible placement of services, while using negligible bandwidth. Our results, obtained through trace-driven, large-scale simulations, show that the proposed solution provides performance very close to those obtained by state-of-the-art centralized solutions, and at the cost of a small communication overhead.

**Index Terms**—Edge computing, NFV, resource allocation, service placement, service migration.

## I. INTRODUCTION

Today's networks offer bulk virtualized resources, embodied as a collection of datacenters across the different network layers from the edge to the cloud [2]–[7]. These datacenters host a plethora of applications with versatile computational requirements and latency constraints. For example, time-critical services such as road safety applications require low latency, necessitating processing in an edge datacenter, close to the user. In contrast, infotainment tasks may require larger computational resources, but have looser latency constraints and therefore may be placed on a cloud datacenter with abundant and affordable computation resources [4], [8]. Deploying services over the edge-cloud multi-tier network is thus challenging, and it becomes even more complex when changes in the users' mobility or traffic demand require migrating services to reduce latency and meet the corresponding KPI target values [2], [6], [9].

**Research gaps.** Most of the existing solutions [2]–[5], [10]–[18] rely on a central orchestrator to make all service deployment and migration decisions. The orchestrator periodically (i) gathers information about the state of the resources and the

migration requirements, (ii) calculates new placement and resource allocation, and (iii) instructs datacenter local controllers accordingly. This centralized synchronous approach has several shortcomings. *First*, it does not scale well, thus failing to manage systems with multiple datacenters efficiently. Gathering fresh state information causes significant communication bottlenecks, even within a single cloud datacenter [19]. As a result, in a real implementation, the full system's state can only be roughly estimated. However, inaccurate state estimation may significantly deteriorate performance [20]. *Second*, the orchestrator is a natural single point of failure, compromising the system's stability. *Third*, the datacenters may be operated by distinct operators [21], [22], which are typically unwilling to share proprietary information and implementation details with competitors.

**Our contribution.** We present a framework called Distributed Asynchronous Service Deployment in the Edge-Cloud (DASDEC), which overcomes the problems above effectively and efficiently. In fact, DASDEC

- decreases communication overhead by using simple control messages transmitted by a datacenter to only relevant neighboring datacenters;
- runs asynchronously across distinct datacenters, without requiring global synchronization;
- can find a deployment solution even with small available resources in the network for the services;
- very importantly, allows multiple datacenters – possibly of distinct providers – to cooperate without exposing proprietary information.

**Paper organization.** We present the system model in Sec. II and formulate the placement and migration problem in Sec. III. Sec. IV introduces the algorithmic challenges of the problem, while Sec. V describes how we address them and details our solution. Sec. VI evaluates the performance of DASDEC in various settings, using real-world mobility traces and locations of radio access points. Finally, we review some relevant related work in Sec. VII, and draw our conclusions in Sec. VIII.

## II. SYSTEM MODEL

This section formally defines our system model and notations, which are summarized in Table I.

We consider a fat-tree edge-cloud multi-tier network architecture, which comprises [8]: (i) *datacenters*, denoting generic computing resources, (ii) *switches*, and (iii) *Points of Access (PoA)*, each equipped with a radio interface and co-located with an edge datacenter [23]. Datacenters are connected through switches, while each user is connected to the network through a PoA, and users can change PoA as

All the authors are with Politecnico di Torino; e-mail: {firstname.lastname}@polito.it. C.F. Chiasserini and P. Giaccone are also with CNIT, Parma, Italy, and CNR-IEIT, Torino, Italy.

This work was supported by the European Union's NextGenerationEU instrument, under the Italian National Recovery and Resilience Plan (NRRP), M4C2 Investment 1.3, "Telecommunications of the Future" (PE00000001), program "RESTART", and by the European Commission through Grant No. 101095890 (Horizon Europe SNS JU PREDICT-6G project).

A preliminary version of this work was published in [1].

they move. By denoting the set of *datacenters* with  $\mathcal{S}$ , we model the logical multi-tier network under study as a directed graph  $\mathcal{G}=(\mathcal{S},\mathcal{L})$ , where the edges are the directed virtual links connecting the datacenters. We assume the existence of a single predetermined loop-free path between each pair of datacenters, and denote with  $\mathcal{T}(s)$  the sub-tree rooted by datacenter  $s$ . When referring to datacenter positions (i.e., using terms as up, down, bottom, top, below, above, etc.) we will refer to a network topology in which the root is at the top of the topology and the leaves are at the bottom.

Let us consider a generic user generating a *service request*  $r$ , originating at the PoA  $p^r$ , to which the user is currently connected. Each request can be served by placing an instance of a service on a datacenter. Denote the instance of the service that serves request  $r$  by  $m^r$ . Let  $\mathcal{R}$  denote the set of service requests, and  $\mathcal{M}$  the set of corresponding services that are currently placed, or need to be placed, on datacenters.

Each service is associated with an SLA, which specifies its requirements in terms of key performance indicator (KPI) target values [24]. Let us consider latency as the most relevant KPI, although our model could be extended to other KPIs as well, such as throughput and energy consumption. Let  $d_{m^r}^{\max}$  be the latency target of all requests for service  $m^r$ . Due to its latency target, each request  $r$  is associated with a list of *latency-feasible* datacenters  $\mathcal{S}_r$ . The latency-feasible servers in  $\mathcal{S}_r$  are not too far from  $r$ 's PoA ( $p^r$ ), located along the path from the  $p^r$  to the root, coherently with [7], [10], [11]. The top latency-feasible datacenter of request  $r$  is denoted by  $\bar{s}_r$ .

To successfully serve request  $r$  on datacenter  $s \in \mathcal{S}_r$  (i.e., fulfill the corresponding maximum latency requirement),  $s$  should allocate (at least)  $\beta^{r,s}$  CPU units, where  $\beta^{r,s}$  is an integer multiple of a basic CPU speed. Since  $\mathcal{S}_r$  and  $\beta^{r,s}$  can be easily computed given the network and service characteristics [11], we consider  $\mathcal{S}_r$  and  $\beta^{r,s}$  as known input parameters. Finally, each datacenter  $s \in \mathcal{S}$  has a total processing capacity  $C_s$ , expressed in the number of CPU cycles/s.

### III. THE PLACEMENT AND MIGRATION PROBLEM

We start by observing that the latency experienced by a service may vary over time due to either (i) a change in the user's PoA, which changes the experienced *network latency*, or (ii) a fluctuation in the service traffic, and, hence, in the corresponding *processing latency* at the datacenter hosting the service [25]. The service client at the user continuously monitors its Quality of Experience (QoE) and warns its PoA as the experienced latency approaches the maximum acceptable value<sup>1</sup>. The user is then tagged as *critical* – namely, the latency constraint of the service is about to be violated –, and the PoA triggers a *migration process* for it. Furthermore, the PoA is in charge of *placing instances of services* that have been newly requested by users under its control. Notice that the migration of service instances corresponding to critical users (hereinafter also referred to as critical services) may also involve the migration of other already-deployed non-critical services, whenever this is necessary (i) to successfully

<sup>1</sup>If the user can predict its near-future location, it can inform the network when the target latency is *about* to be violated.

TABLE I: Main notations: the top part refers to our system model (Sec. II), the bottom part to our proposed solution, DASDEC (Sec. V)

Symbol	Description
System model	
$\mathcal{G}$	Network graph
$D(\mathcal{G})$	Diameter of network graph $\mathcal{G}$
$\mathcal{M}$	Set of currently active services
$\mathcal{R}$	Set of service requests
$p^r$	Point of Access where request $r$ is generated
$\mathcal{S}$	Set of datacenters
$\mathcal{T}(s)$	Sub-tree rooted by datacenter $s$
$m^r$	Service associated with request $r$
$d_{m^r}^{\max}$	latency target for service $m^r$
$\beta^{r,s}$	Minimal number of CPU units required to place service $m^r$ on datacenter $s$
$\psi^c(r, s)$	Cost of placing service $r$ on datacenter $s$
$\psi^m(u, s, s')$	Cost of migrating service $m^r$ from datacenter $s$ to datacenter $s'$
$C_s$	Overall processing capacity of datacenter $s$ [CPU cycles/s]
$\mathcal{S}_r$	Set of latency-feasible datacenters for request $r$
$\bar{s}_r$	Top datacenter in $\mathcal{S}_r$
DASDEC	
$x(u, s)$	Placement indicator: equal to 1 iff service $m^r$ is currently hosted on datacenter $s$
$y(r, s)$	Boolean decision variable: equal to 1 iff service $m^r$ is scheduled to run on datacenter $s$
$\phi$	Objective function (3)
$\mathcal{P}_s^U$	Set of assigned services to be pushed up
$\mathcal{P}_s^D$	Set of services to be pushed down.
$a_s$	Available processing capacity of datacenter $s$
$\tilde{\mathcal{M}}$	Set of currently unassigned services

place newly arrived service requests *and* (ii) fulfill the latency constraints of all – new and already deployed – service instances.

Below we formally state the above migration and placement problem by providing an optimization formulation, in the following referred to as *Placement and Migration Problem (PMP)*, that aims to minimize the cost entailed by the overall service migration and placement operations.

**Decision variables.** Let matrix  $\mathbf{y}$  represent the Boolean placement decision variables, i.e.,  $y(r, s)=1$  if service  $m^r$  is scheduled to run on datacenter  $s$ . Any choice for the values of such variables provides a *solution* to the PMP, determining (i) where to deploy new services, (ii) which existing services to migrate, and (iii) where to migrate them.

**Constraints.** The following constraints hold:

$$\sum_{s \in \mathcal{S}} y(r, s) = 1 \quad \forall r \in \mathcal{R} \quad (1)$$

$$\sum_{r \in \mathcal{R}} y(r, s) \beta^{r,s} \leq C_s \quad \forall s \in \mathcal{S}. \quad (2)$$

Constraint (1) ensures that at any point in time, each service  $m^r$  is associated with a single *scheduled* placement. Constraint (2), instead, assures that the capacity of each datacenter is not exceeded while guaranteeing that the maximum processing latency required for a service instance is met.

**Costs.** The system costs are due to migration (e.g., network resources usage, migration pre-copy/post-copy process) and service provisioning, (i.e., computational resource usage for service execution and network resources for data transfer). We

indicated the *migration cost* of migrating service  $m^r$  from datacenter  $s$  to datacenter  $s'$  by  $\psi^m(r, s, s')$ . Let  $x(r, s)$  denote the *current placement indicator parameters*<sup>2</sup>, i.e.,  $x(r, s)=1$  iff service  $m^r$  is currently placed on datacenter  $s$ . We assume that a service instance does not become critical again before it finishes being placed based on the decision made by the previous solution to the PMP. The migration cost incurred by a critical service  $m^r$  is then given by:

$$\sum_{s \neq s' \in \mathcal{S}} x(r, s) \cdot y(r, s') \cdot \psi^m(r, s, s').$$

Instead, placing service  $r$  on datacenter  $s$  incurs a cost  $\psi^c(r, s)$ . As cloud computational resources, as well as the bandwidth in the network connecting cloud datacenters, are cheaper [4], [8], we assume that, if  $s$  is an ancestor of  $s'$ , placing service  $m^r$  on  $s$  is cheaper than placing  $m^r$  on  $s'$ .

**Objective.** Our goal is to minimize the overall migration and placement costs:

$$\begin{aligned} \phi(\mathbf{y}) = & \sum_{s \neq s' \in \mathcal{S}} \sum_{r \in \mathcal{R}} x(r, s) \cdot y(r, s') \cdot \psi^m(r, s, s') \\ & + \sum_{s \in \mathcal{S}} y(r, s) \sum_{r \in \mathcal{R}} \psi^c(r, s) \quad (3) \end{aligned}$$

subject to constraints (1)–(2).

#### A. Problem complexity and decision-process requirements

The following property regarding the problem complexity holds.

**Property 1.** *The problem of minimizing (3) subject to (1)–(2) is NP-hard.*

*Proof:* MINGAP. Our proof is established through a reduction from the NP-hard minimal global assignment problem (MINGAP) [26]. In MINGAP, the input comprises a list of items and knapsacks. The capacity of knapsack  $j$  is  $C_j$ ; assigning item  $i$  into knapsack  $j$  incurs cost  $c_{ij}$  and weight  $w_{ij}$ . The objective is to find a feasible assignment of all the items to knapsacks, while minimizing the overall cost.

We now present a polynomial reduction from the MINGAP to the PMP. The processing capacity of each datacenter  $C_s$  is identical to the size of the respective knapsack. The number of CPU units required to place each service on a datacenter is  $\beta$ . Hence, there exists a feasible solution for PMP for this input iff there exists a solution to MINGAP. ■

We are interested in a *distributed solution*, where no single datacenter (or any other entity) has a fresh all-encompassing view of the status (e.g., the current place of each service, or the amount of available resources in each datacenter). Conversely, the placement and migration algorithm should run on a subset of the data centers that is as small as possible. Furthermore, the solution should be *asynchronous*, as distinct PoAs may independently invoke different, simultaneous runs of the algorithm.

## IV. ALGORITHMIC CHALLENGES

We now highlight the main challenges posed by the placement and migration problem we introduced above.

<sup>2</sup>Notice that  $x(r, s)$  are not decision variables, as they indicate the current deployment.

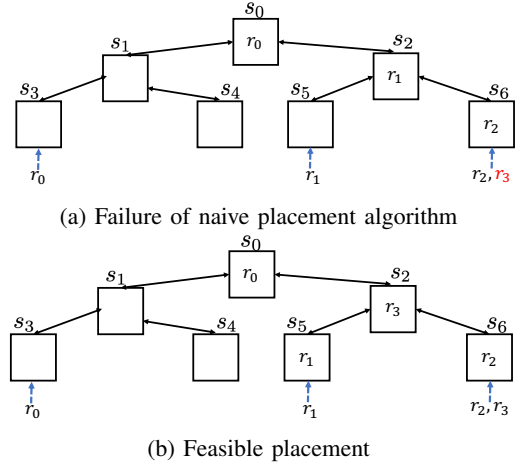


Fig. 1: A scenario where a naive algorithm fails to place  $r_3$  (Fig. 1a), while there exists a feasible placement (Fig. 1b). The PoAs of requests  $r_0, r_1, r_2$ , and  $r_3$  are  $s_3, s_5, s_6$ , and  $s_6$ , respectively.

*Challenge no. 1: Feasibility vs. cost efficiency.* To reduce costs, it may seem reasonable to place services as close as possible to the cloud since (i) resources there are typically cheaper, and (ii) being higher up in the network topology may prevent future migrations. However, such an approach may prevent an algorithm from finding feasible solutions, even when they exist. For example, consider the scenario depicted in Fig. 1a where requests can be placed at every level of the tree, and the capacity of each datacenter is sufficient for only one service. Requests arrive in the order of  $r_0, r_1, r_2, r_3$ . Let us consider a naive algorithm that, according to the order of arrival of the requests  $r_i$  ( $i=0, \dots, 3$ ), simply places each requested service on its highest latency-feasible datacenter, which is still available at the time of arrival on  $\mathcal{S}_{r_i}$ . As illustrated in Fig. 1a, after  $r_0, r_1$ , and  $r_2$  have been placed, request  $r_3$  finds all its latency-feasible datacenters full, causing the naive algorithm to fail. Instead, Fig. 1b shows that a feasible solution for the problem exists. This confirms that the placement strategy of always choosing the highest-available datacenter may fail to find a feasible solution and hence, online algorithms must establish the right priority between feasibility and cost efficiency. The authors of [11] address this issue by proposing a centralized bottom-up placement algorithm that initially places each request as low as possible to find a globally feasible solution, and then it moves services to higher-level datacenters to reduce costs (“push-up” stage).

However, adopting this bottom-up approach to a distributed asynchronous framework is a challenging task since no single entity can identify that the algorithm reached a feasible deployment of all the services and trigger the push-up operations.

*Challenge no. 2: Compulsory migration of non-critical services.* In online settings, there exist scenarios where it is necessary to migrate a non-critical service to make room for a critical service. For instance, suppose that the protocol (possibly after running a “push-up” stage, as described above) reaches the state shown in Fig. 1a. To place request  $r_3$ , the placement algorithm must migrate the non-critical service  $r_1$

from  $s_2$  to  $s_5$ . Migrating non-critical services in asynchronous settings, where new requests may arrive while the placement algorithm is still working to make room for older service requests, is a challenging task. Indeed, an ill-planned migration scheme may result in races and even livelock.

*Challenge no. 3: Communication overhead.* In distributed settings, datacenters must share some information to maintain consistency - e.g., to disallow several distinct datacenters to simultaneously fulfill the same service request. However, the communication overhead entailed by a solution strategy should be minimal, to assure that the amount of in-band control traffic exchanged is negligible compared to the data-plane service traffic.

## V. THE DASDEC ALGORITHMIC FRAMEWORK

We now present our algorithmic solution to PMP, named Distributed Asynchronous Service Deployment in the Edge-Cloud (DASDEC). We start with a high-level description of the overall framework (Sec. V-A) and then provide the details of the single algorithmic components (Sec. V-B). Lastly, we prove that the proposed algorithmic framework converges in a finite time (Sec. V-C).

### A. Overview of the DASDEC framework

Each time a PoA identifies the existence of *not-assigned* requests – namely, new and critical service requests – the PoA triggers a run of DASDEC. DASDEC tries to place each such request on a corresponding delay-feasible datacenter, with the following design principles, each of them corresponding to a specific stage in the algorithm:

- 1) Initially, seek a feasible solution by assigning each request to the lowest datacenter with enough resources.
- 2) Next, check for each such assigned service whether an ancestor datacenter can host it. If so, de-assign the service from the lower datacenter and let that ancestor place it. Otherwise, place the service on the lower datacenter.
- 3) If services that could not be assigned exist, try to free space for these services by relocating services to lower datacenters.

Being distributed and asynchronous, DASDEC may run simultaneously across multiple datacenters. Distinct datacenters run local instances of the algorithm, composed of three main stages, as detailed below.

**Stage 1: Seek Feasible Solution (SFS).** This stage is triggered by every PoA that identifies the existence of *not-assigned* requests – namely, new and critical service requests associated with this PoA. Each such not-assigned request triggers a run of SFS at the leaf datacenter co-located with the corresponding PoA. SFS’s goal is to find an initial feasible solution.

Each datacenter runs this stage as follows. Let  $s$  be the considered datacenter. First,  $s$  sorts the not-assigned requests by an increasing number of higher-level datacenters that can host each request. Intuitively, a request that has less potential to be placed above  $s$  is more critical, and is therefore given higher priority.

Next,  $s$  tries to *assign* the requests according to the above order. Assigning request  $r$  means reserving a sufficient amount of computing resources (namely, CPU<sup>3</sup>) to place it locally. If  $r$ ’s latency constraint  $d_{m^r}^{\max}$  allows placing  $r$  above  $s$ , then  $s$  requests its ancestors to *push-up*  $r$ , to reduce costs. This push-up mechanism will take part in stage 2 of the algorithm, as detailed below. If  $r$ ’s latency constraint does not allow placing  $r$  above  $s$ , then  $s$  places  $r$  locally. If a request  $r$  travels through Stage 1 all the way from its PoA up to its top latency-feasible datacenter  $\bar{s}_r$  without being successfully assigned, then it is necessary to make room for  $r$  to obtain a feasible solution. To do that,  $s$  triggers Stage 3 (*Push-Down*), as described later.

**Stage 2: Push-Up (PU).** This algorithmic stage handles the push-up requests mentioned above. The goal now is to decrease the CPU cost by pushing up services. To prioritize pushing up services as high as possible, this algorithmic stage runs top-down. That is, a push-up request  $r$  is considered first at  $r$ ’s highest delay-feasible datacenter,  $\bar{s}_r$ ; if  $\bar{s}_r$  does not have enough available resources to host  $r$ , then  $\bar{s}_r$  propagates the push-up request to its relevant child (the child on the path from  $\bar{s}_r$  to the  $r$ ’s PoA). A parent datacenter notifies its descendants about the status of their push-up requests using pos-ack (meaning that the service was pushed-up), or neg-ack (meaning that the service wasn’t pushed-up). If a datacenter  $s$  receives a pos-ack for a service  $r$  that  $s$  previously assigned, then  $s$  de-assigns  $r$ .

**Stage 3: Push-Down (PD).** If Stage 1 fails to assign a request  $r$  on any of its latency-feasible datacenters  $\mathcal{S}_r$ , some services must be *pushed-down* to make room for  $r$ . Hence, if  $r$ ’s highest delay-feasible datacenter  $\bar{s}_r$  cannot host  $r$ , then  $\bar{s}_r$  initiates the push-down stage. The initialization of the push-down procedure includes the following pieces of information: (i) A list of push-down requests, and (ii) *deficitCPU*, namely, the amount of CPU resources that must be freed (i.e., pushed-down) from  $\bar{s}_r$  to find a feasible solution.

The push-down stage runs in  $\bar{s}_r$ ’s sub-tree in a depth-first-search manner, until enough CPU is freed from  $\bar{s}_r$ . After freeing enough CPU, the push-down stage finds a feasible solution and finishes. If the push-down stage fails to free enough CPU from  $\bar{s}_r$  even after scanning all  $\bar{s}_r$ ’s sub-tree, the push-down procedure initiated by  $\bar{s}_r$  terminates with a failure.

### B. Implementing DASDEC

In what follows, we describe how each stage is implemented through specific algorithmic procedures and we define the protocol that allows the entities running such procedures to exchange the necessary information.

As our solution is distributed and asynchronous, several parallel simultaneous runs of each procedure – namely, SFS(), PU(), and PD() – may exist in the system. In our description,  $s.proc()$  denotes a run of procedure  $proc()$  on datacenter  $s$ . A procedure running on a certain datacenter may call another procedure in the same datacenter, e.g.,  $s.proc1()$  may call  $s.proc2()$ . In addition, a procedure running on datacenter  $s$  may call a procedure in *another* datacenter,  $s'$ , e.g.,  $s.proc1()$  may

<sup>3</sup>Although in the following we focus specifically on CPU as a computational resource, memory and storage could be considered as well.

call  $s'.\text{proc1}()$ , or even  $s'.\text{proc2}()$ . Such a call is manifested by sending a message from  $s$  to  $s'$ . We detail and discuss the communication overhead in Sec. V-C.

Observe that  $S_r \setminus \mathcal{T}(s)$  represents the set of all higher-level datacenters on which request  $r$  can be pushed up from  $s$ , while satisfying  $r$ 's delay constraints. Now  $|S_r \setminus \mathcal{T}(s)|$  corresponds to the number of higher-level datacenters where  $r$  can be placed: a smaller value corresponds to a more time-critical request to place. In the pseudo-codes of the algorithms, we use the procedure  $\text{Sort}()$  that sorts requests in increasing order of  $|S_r \setminus \mathcal{T}(s)|$ , namely, from the most-time critical to the least one.  $\text{Sort}()$  breaks ties by increasing  $\beta^{r,s}$  and breaks further ties by new users last, in order to preserve already running services.

As our approach is distributed, each datacenter  $s$  maintains its local variables, denoted by a sub-script  $s$ . In particular, We denote by  $\tilde{\mathcal{M}}_s$  the list of currently unassigned requests to be handled by datacenter  $s$ . Further, we denote by  $\mathcal{P}_s^U$  the list of requests assigned in  $s$ 's sub-tree, that may be pushed-up to an ancestor of  $s$ , to reduce costs.  $\mathcal{P}_s^D$  denotes a list of push-down requests, with respect to  $s$ . Finally,  $a_s$  denotes the available capacity on datacenter  $s$ , i.e., the capacity in  $s$  that is not yet deployed or assigned to any service.

Upon system initialization, each datacenter  $s$  resets its local above three lists:  $\tilde{\mathcal{M}}_s = \mathcal{P}_s^U = \mathcal{P}_s^D = \emptyset$ . In addition, each datacenter initially assigns the amount of available CPU to its computational capacity, namely,  $a_s = C_s$ . Upon initialization, each datacenter  $s$  resets a flag named `within_PD`, which will be set if  $s$  is currently running a PD (push-down) procedure. If a service is migrated, the datacenter that hosted the migrating service automatically de-assigns (namely, de-allocates) the resources previously used by the migrating service.

In the following, we present how each stage is implemented.

**SFS stage implementation.** The SFS procedure is detailed in Alg. 1. The procedure gets as input two lists:  $\tilde{\mathcal{M}}$  – a list of requests that are not assigned yet; and  $\mathcal{P}^U$  – a list of requests that are assigned, but may be pushed-up to a higher datacenter, to reduce costs. In Line 3, SFS() adds the input list of not-assigned requests  $\tilde{\mathcal{M}}$  to the local list of not-assigned requests  $\tilde{\mathcal{M}}_s$ , and sorts  $\tilde{\mathcal{M}}_s$ . The procedure does not sort the push-up requests because for now, we only collect push-up requests; all the collected requests will be sorted later, by the PU() procedure. In Line 4,  $s$  initializes the list of push-down requests to an empty list.

SFS() considers the un-assigned services as follows (Lines 5–14). If the locally available capacity, denoted  $a_s$ , suffices to locally place an unassigned service  $m^r$  (Line 6),  $s$  reserves capacity for  $m^r$  (Line 8). If  $m^r$  cannot be placed higher in the tree (Line 9), but not only assigns  $m^r$ , but also locally places it (Line 10). Otherwise, the procedure inserts  $m^r$  to the list of push-up requests (Line 12); later,  $s$  will propagate these push-up requests to its parent.

If SFS() fails to place a request  $r$  that cannot be placed higher,  $s$  adds  $r$  to the push-down list (Lines 13–14).

After considering all the un-assigned services,  $s$  checks whether push-down requests exist (Line 15). If so, then  $s$  calls the push-down procedure as follows. First,  $s$  calculates the amount of CPU that should be freed to find a feasible solution.

---

### Algorithm 1 SFS( $\tilde{\mathcal{M}}, \mathcal{P}^U$ )

---

```

1:  $s \leftarrow$  local datacenter id
2:  $\mathcal{P}_s^U \leftarrow \mathcal{P}_s^U \cup \mathcal{P}^U$ 
3:  $\tilde{\mathcal{M}}_s \leftarrow \text{Sort}(\tilde{\mathcal{M}}_s \cup \tilde{\mathcal{M}})$ 
4:  $\mathcal{P}_s^D = \emptyset$ 
5: for each  $m^r \in \tilde{\mathcal{M}}_s$  do
6:   if  $a_s \geq \beta^{r,s}$  then ▷ enough available CPU to place  $m^r$  on  $s$ 
7:     remove  $m^r$  from  $\tilde{\mathcal{M}}_s$ 
8:      $a_s \leftarrow a_s - \beta^{r,s}$  ▷ assign  $m^r$  on  $s$ 
9:     if  $\bar{s}_r = s$  then ▷ check if  $m^r$  cannot be placed higher
10:      place  $m^r$  on  $s$ 
11:     else ▷ Will place  $m^r$  on  $s$  only if it won't be pushed-up
12:       insert  $r$  to  $\mathcal{P}_s^U$ 
13:   else if  $\bar{s}_r = s$  then ▷ if  $m^r$  can't be placed neither here nor on an ancestor
14:      $\mathcal{P}_s^D \leftarrow \mathcal{P}_s^D \cup \{r\}$ 
15: if  $\mathcal{P}_s^D \neq \emptyset$  then
16:   deficitCpu  $= \sum_{r \in \mathcal{P}_s^D} \beta^{r,s} - a_s$  ▷ capacity to free for finding a sol
17:   run PD( $\mathcal{P}_s^D$ , deficitCpu) ▷ Push-down services to make room for over-provisioned services
18:    $\mathcal{P}_{\text{pnt}}^U \leftarrow$  all requests in  $\mathcal{P}_s^U$  for which  $s_{\text{pnt}}$  is delay-feasible
19: else
20:   if  $\tilde{\mathcal{M}}_s \neq \emptyset$  or  $\mathcal{P}_{\text{pnt}}^U \neq \emptyset$  then ▷ check if there is any req to send to parent
21:     send( $s.\text{pnt}$ , SFS( $\tilde{\mathcal{M}}_s, \mathcal{P}_{\text{pnt}}^U$ ))
22:      $\mathcal{P}_s^U = \mathcal{P}_s^U \setminus \mathcal{P}_{\text{pnt}}^U$ 
23:   if  $\mathcal{P}_{\text{pnt}}^U = \emptyset$  then ▷ Check if there are no pending PU replies from parent
24:     run PU( $\mathcal{P}_s^U$ )

```

---



---

### Algorithm 2 PU( $\mathcal{P}_s^U$ )

---

```

1:  $s \leftarrow$  local datacenter id
2: de-assign all services previously pushed-up from  $s$ , and update  $a_s$  and  $\mathcal{P}_s^U$  accordingly
3:  $\mathcal{P}_s^U \leftarrow \text{Sort}(\mathcal{P}_s^U)$  ▷ Sort by time criticality
4: for each push-up request  $r$  in  $\mathcal{P}_s^U$  do
5:   if  $a_s \geq \beta^{r,s}$  then ▷ if enough CPU to place this service
6:     place  $m^r$  on  $s$  and update  $a_s$  accordingly
7:     set a pos-ack for  $r$  if it was pushed-up, neg-ack else
8:   for each child  $c$  do
9:      $\mathcal{P}_c^U \leftarrow$  all push-up requests originated from  $c$  subtree
10:    if  $\mathcal{P}_c^U \neq \emptyset$  then ▷ if there are requests pushed-up from  $c$ 's sub-tree
11:      send( $c$ , PU( $\mathcal{P}_c^U$ ))

```

---

This amount, denoted by `deficitCpu`, is calculated as the gap between the amount of CPU required to place all the push-down requests, and the currently available CPU,  $a_s$  (Line 16). Then  $s$  initiates the PD() procedure, with  $\mathcal{P}_s^D$  and `deficitCpu` as arguments (Line 17).

In Line 18 SFS() assigns the list of push-up requests to be sent to  $s_{\text{pnt}}$ , the parent of  $s$ . This list includes all the push-up requests that are (i) known to  $s$ , and (ii) can be deployed on  $s_{\text{pnt}}$  while satisfying the latency constraint (Line 19). Later, SFS() checks whether there exist services that are not yet assigned, or can be pushed-up to an ancestor (Line 20).

If so, SFS() initiates a run of SFS() on  $s$ 's parent (Line 21). Finally, if there are no pending push-up requests from its ancestors,  $s$  initiates a PU procedure (Lines 23–24).

**PU stage implementation.** The push-up procedure PU() is detailed in Alg. 2. The procedure first deassigns and regains the CPU resources for all the services pushed-up from  $s$  to a higher-level datacenter (Line 2). In Lines 4–7, PU() considers all the push-up requests as follows. Consider a request to push up service  $m^r$ , currently placed on datacenter  $s'$ , a descendent of  $s$ . If  $s$  has enough available capacity for that request, then PU() locally places  $m^r$  and updates the relevant record in  $\mathcal{P}_s^U$  (Lines 5–6). This record will later be propagated to  $s'$ , which will identify that  $m^r$  was pushed up, and regain the resources

---

**Algorithm 3** Process PD message( $\mathcal{P}_s^D$ , deficitCpu)
 

---

```

1:  $s \leftarrow$  local datacenter id ▷  $s$  called by PD( $\mathcal{P}_s^D$ , deficitCpu)
2: if within_PD then ▷ Note that flag is initially set false
3:   send the caller neg-ack for all the requests in  $\mathcal{P}_s^D$ 
4:   return ▷ cannot handle more than one PD() request simultaneously
5: within_PD = True
6: add all the requests assigned but not placed on  $s$  to the end of  $\mathcal{P}_s^D$ 
7: add all the requests placed on  $s$  to the end of  $\mathcal{P}_s^D$  ▷ Prioritize sols with fewer mig.
8: for each child  $c$  do
9:   if can place on  $s$  enough services from  $\mathcal{P}_s^D$  to make deficitCpu  $\leq 0$  then
10:    break
11:    $\mathcal{P}_c^D \leftarrow$  requests in  $\mathcal{P}_s^D$  originated from  $c$ 
12:   if  $\mathcal{P}_c^D \neq \emptyset$  then ▷ if child  $c$  may help in freeing space
13:     send ( $c$ , PD( $\mathcal{P}_c^D$ , deficitCpu)) ▷ request  $c$  and get ack
14:     de-assign services pushed-down from  $s$ ; update  $a_s$ ,  $\mathcal{P}_s^D$ ,  $\mathcal{M}_s$ , deficitCpu
15: for each  $r \in \mathcal{P}_s^D$  s.t.  $\beta^{r,s} \leq a_s$  do
16:   place  $m^r$  and update  $a_s$ ,  $\mathcal{P}_s^D$  and deficitCpu accordingly
17: if  $s$  is not the initiator of this PD then
18:   send ( $s$ .parent( $\mathcal{P}_s^D$ , deficitCpu))
19: run  $s$ .SFS( $\mathcal{M}_s$ ) in  $F$ -mode ▷ Run SFS on un-assigned requests
20: within_PD = False

```

---

allocated for it. Lines 8–11 state that  $s$  propagates the push-up requests to its children. To reduce communication overhead, the procedure associates each record in  $\mathcal{P}_s^U$  with a single child  $c$  that is latency-feasible for the service in question (Line 9), and propagates to each child only the relevant requests, if any exist (Lines 10–11).

**PD stage implementation.** The push-down procedure, PD(), runs the same when either a parent calls its child, or vice versa. PD() runs in a depth-first-search manner in the sub-tree rooted by the datacenter that initiated it. As DASDEC is asynchronous, several instances of PD() may run simultaneously. To assure convergence and reduce the algorithm’s overhead, we let each datacenter  $s$  take part in at most a single instance of PD() at any time. This is enforced by introducing a flag named *within\_PD*. This flag is reset upon the system’s initialization, set each time a PD() procedure begins, and reset again each time the local run of PD() terminates. If  $s$  is called by PD() when *within\_PD* is set,  $s$  replies with a negative acknowledgment for all the push-down requests.

Recall that deficitCpu denotes the amount of resources that should be pushed-down from the datacenter that initiated the PD() procedure to find a feasible solution. Each time a service is pushed-down from the datacenter that initiated PD(), deficitCpu is decremented accordingly. A run of PD() is terminated once deficitCpu is not positive anymore, indicating that enough resources were freed. Due to the granularity of the services’ CPU consumption, when PD() terminates, deficitCpu may be either zero or negative, namely, PD() terminates when deficitCpu  $\leq 0$ .

The processing of the messages in PD() is detailed in Alg. 3. Lines 2–4 handle the special case where PD() is invoked while  $s$  already takes part in another run of PD(). In such a case, the procedure merely sends neg-acks for all the push-down requests and returns.

In Lines 6–7, PD() adds to the list of requests  $\mathcal{P}_s^D$  the locally assigned services. To reduce the number of migrations,  $s$  adds the services that are not merely assigned but already really placed to the end of  $\mathcal{P}_s^D$  (Line 7). Thus, the procedure will consider migrating services only if it does not find a solution without migrating already-placed services.

In Lines 8–14,  $s$  serially requests its children to push-down services. Before each such call to a child,  $s$  checks whether making deficitCpu  $\leq 0$  is possible without calling an additional child. If the answer is positive,  $s$  skips calling its children (Lines 9–10). Upon receiving a reply from child  $c$ ,  $s$  updates its state variables and deficitCpu accordingly (Lines 12–14). In Lines 15–16,  $s$  tries to locally host services from the push-down list,  $\mathcal{P}_s^D$ . Later, if  $s$  is not the initiator of this push-down procedure, it replies to its parent (Lines 17–18). Finally, if  $s$  has services that are not assigned yet, PD() calls F-SFS(), a degenerated version of SFS() that focuses on finding a feasible solution; we detail F-SFS() in Sec. V-C.

---

**Example:** Fig. 2 exemplifies a run of PD(). Each request  $r$  can be placed either on its PoA or on the root  $s_0$ , with a fixed required capacity  $\beta^{r,s}=2$ . The normalized CPU capacities of the datacenters are  $C_0=5, C_1=C_2=C_3=C_4=2$ . At the beginning, service  $m^{r_1}$  is placed on  $s_1$ ; services  $m^{r_2}$  and  $m^{r_3}$  are placed on  $s_0$ ; and service  $m^{r_4}$  is placed on  $s_4$ . When the new requests  $r_5, r_6$  arrive, their latency-feasible datacenters (namely,  $s_4$  and  $s_0$ ) do not have sufficient available capacity. In particular, when  $s_0$ .SFS() runs with  $\mathcal{M}_0=\{r_5, r_6\}$ , there is not enough capacity for  $r_5$ . As there is not any ancestor of  $s_0$  on which  $r_5$  can be placed,  $s_0$ .SFS() inserts  $r_5$  into  $\mathcal{P}_s^D$  (Line 14 in Alg. 1). When reaching Line 14 in the next iteration of the for loop,  $s$  will fail to assign also  $r_6$  and, thus, insert  $r_5$  to the push-down list. Next,  $s$  sets deficitCpu =  $\sum_{r \in \mathcal{P}_{s_0}^D} \beta^{r,s} - a_{s_0} = 4 - 1 = 3$  (Ln. 16 in Alg. 1); and then calls the PD() procedure (Line 17 in Alg. 1).

Step 1 in Fig. 2 displays the run of  $s_0$ .PD(). The procedure adds to  $\mathcal{P}_0^D$  all the services that are currently assigned to  $s_0$ , namely,  $r_2$  and  $r_3$  (Lines 6–7 in Alg. 3). Pushing-down such services to descendants of  $s_0$  may free capacity, that  $s_0$  may use later to place  $r_5$  and/or  $r_6$ . Then (Lines 8–14),  $s_0$  considers calling its children. The child  $s_1$  is not a latency-feasible datacenter for any of the services in  $\mathcal{P}_0^D$ ; hence,  $s_0$ .PD() does not call it.

Step 2 in Fig. 2 captures how  $s_0$ .PD() calls  $s_2$ .PD() with  $\mathcal{P}_0^D=\{r_2\}$  and deficitCpu=3. As a result,  $s_2$ .PD() pushes-down  $r_2$ , and updates deficitCpu accordingly (Line 16 in Alg. 3). That is,  $s_2$ .PD() decreases deficitCpu by the amount of CPU freed from  $s_0$  by pushing-down  $s_2$ : deficitCpu =  $3 - 2 = 1$ . Then,  $s_2$ .PD() sends a push-down Ack message to its parent,  $s_0$  (Line 18 in Alg. 3). This call is depicted in Step 3 in Fig. 2.

In Step 4,  $s_0$ .PD() calls  $s_3$  with  $\mathcal{P}_0^D=\{r_3\}$  and deficitCpu=1. Consequently,  $s_3$ .PD() pushes-down  $r_3$ , and updates deficitCpu again: deficitCpu =  $1 - 2 = -1$ . The negative value assigned to deficitCpu reflects the fact that not only pushing-down services  $r_2$  and  $r_3$  to from  $s_0$  frees enough CPU capacity in  $s_0$ , but also after placing  $r_5$  and  $r_6$  (the “problematic” requests that initiated the PD() procedure the first time),  $s_0$  will still have 1 unit of capacity available.

In Step 5,  $s_3$ .PD() sends an ack message to its parent,  $s_0$ . As  $s_0$ .PD() realizes that deficitCpu  $\leq 0$ , it breaks the loop (Lines 9–10 in Alg. 3). Next,  $s_0$  “pushes-down” to itself the problematic services  $r_5$  and  $r_6$  (Lines 15–16 in Alg. 3), and calls F-SFS() (Line 19 in Alg. 3). This completes the run of the push-down procedure.

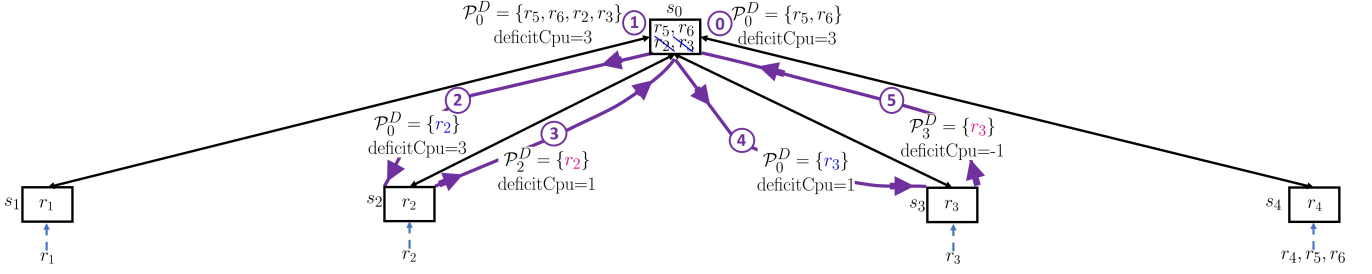


Fig. 2: Run example of the PD procedure.

### C. Assuring convergence

Intuitively, a run of PD() indicates that a recent run of SFS() – either in  $s$ , or in an ancestor of  $s$  – failed, and hence PD() is called. In such circumstances, there is a high risk of failing again, and therefore finding a feasible solution takes precedence over cost reduction: this may result in a livelock, manifested as endless oscillations of pushing-up and pushing-down the same services. On the other hand, it is necessary to reply to existing push-up requests to prevent deadlocks, as the caller that sent the push-up requests is waiting for reply.

Hence, we define a Feasibility  $F$ -mode of the protocol. Each time  $s$  calls PD(),  $s$  enters  $F$ -mode (if it was not already in  $F$ -mode), and remains so for some pre-configured  $F$ -mode period. While in  $F$ -mode, DASDEC does not initiate new push-up requests (to prevent livelock), and only replies to existing push-up requests with the minimum necessary details (to prevent deadlocks).

Alg. 4 details F-SFS(), which is the  $F$ -mode equivalent of SFS(). The procedure is a degenerated version of SFS() that places every service and does not initiate new push-up requests. If buFMode() fails to place a request even after calling PD() (Line 10), calling PD() again may result in an infinite loop of trying to push down services and seek a feasible solution while such a solution does not exist. Hence, instead of calling PD() again, the procedure terminates DASDEC with a failure (Line 11).<sup>4</sup>

F-SFS() does not initiate new push-up requests. However, to prevent deadlocks, the procedure considers existing push-up requests. This is done by calling a degenerated version of the push-up procedure, named F-PU() (Line 17).  $F$ -PU() is identical to PU(), except for the following difference: instead of handling the push-up requests (Line 4–7),  $F$ -PU() merely sets neg-acks for all the push-up requests.

We now show that once there are no new requests, the algorithm converges in a finite time.

**Theorem 1.** *Let  $\mathcal{R}^*$  denote the set of requests that are not placed yet at some point in time. If there are no new requests, then after exchanging  $O(|\mathcal{R}^*| \cdot |\mathcal{S}|)$  messages, the protocol either fails or finds a feasible solution.*

*Proof.* In the worst case, each request  $r \in \mathcal{R}^*$  initiates a distinct run of DASDEC, and each such run involves running

<sup>4</sup>This failure can be avoided if enough resources are made available.

### Algorithm 4 F-SFS( $\tilde{\mathcal{M}}, \mathcal{P}^U$ )

```

1: run Lines 1-4 of Alg. 1
2: for each  $m^r \in \mathcal{M}_s$  do
3:   remove  $m^r$  from  $\mathcal{M}_s$ 
4:   if  $a_s \geq \beta^{r,s}$  then ▷ if there is enough available CPU to place  $m^r$  on  $s$ 
5:     place  $m^r$  and decrease  $a_s$  accordingly
6:   else
7:     if  $\bar{s}_r = s$  then ▷ if cannot place this request on a higher datacenter
8:       if within_PD==False then ▷ if didn't try yet to push-down
9:          $\mathcal{P}_s^D \leftarrow \mathcal{P}_s^D \cup \{r\}$  ▷ services to push-down
10:      else
11:        return FAILURE
12:   if  $\mathcal{P}_s^D \neq \emptyset$  then
13:     deficitCpu =  $\sum_{r \in \mathcal{P}_s^D} \beta^{r,s} - a_s$  ▷ capacity to free for finding a sol
14:     run PD( $\mathcal{P}_s^D$ , deficitCpu) ▷ Push-down services
15:   if  $\tilde{\mathcal{M}}_s \neq \emptyset$  then
16:     send( $s$ .parent, SFS( $\tilde{\mathcal{M}}_s, \emptyset$ ))
17: run s.F-PU( $\mathcal{P}_s^U$ )

```

SFS(), PU(), and PD(). A single run of SFS() or PU() exchanges  $O(D(\mathcal{G}))$  messages, where  $D(\mathcal{G})$  is the diameter of the network graph  $\mathcal{G}$  – from the PoA and upwards when running SFS(), or vice versa when running PU().

The initiator of the PD procedure is  $r$ 's top latency-feasible datacenter,  $\bar{s}_r$  (Lines 13–14 in Alg. 1). In the worst-case,  $\bar{s}_r$  is the root datacenter, and the run of PD involves sending messages down to all the leaves datacenters and back up to the root – namely,  $O(|\mathcal{S}|)$  messages. After this run, the algorithm either fails or successfully places at least one additional request. To conclude, the protocol either fails or finds a feasible solution after sending  $O(|\mathcal{R}^*| \cdot (D(\mathcal{G}) + |\mathcal{S}|)) = O(|\mathcal{R}^*| \cdot |\mathcal{S}|)$ .  $\square$

Although the upper bound on the number of messages required for convergence in Theorem 1 is loose, in Sec. V-D we show how to dramatically decrease the overhead of DASDEC in practical cases.

### D. Optimizing the implementation

The upper bound implied by Theorem 1 assumes that each attempt to place a single service triggers a unique run of the protocol, thus incurring excessive overhead. To avoid such a case observe that, typically, several users move together in the same direction (e.g., cars moving simultaneously on the road, on the same trajectory). Naively, such a scenario may translate into multiple invocations of DASDEC, each of them for placing a single requested service instance. Furthermore, initiating too many simultaneous runs of SFS() that compete on the restricted resources in the same sub-tree may result

TABLE II: Reference scenarios

	Area [km <sup>2</sup> ]	#PoAs	#Distinct vehicles	Avg. density [#req/km <sup>2</sup> ]	Avg. speed [km/h]
Luxemburg	6.8×5.7	1,524	25,497	56	15.4
Monaco	3.1×1	231	13,788	2,297	9.0

in unnecessary protocol failures. To tackle this problem, we introduce short *accumulation delays* to our protocol. We let each datacenter receiving an SFS message wait for a short *SFS accumulation delay* before it begins handling the new request. To deter long service latency or even deadlocks, each datacenter maintains a local SFS accumulation delay timer that operates as follows: if a run of SFS() on  $s$  reaches Line 5 in Alg. 1 while no SFS accumulation delay timer is ticking on  $s$ , the procedure initiates a new SFS accumulation delay timer. This current run of SFS, as well as all the subsequent runs of SFS() in  $s$ , halt. After the SFS accumulation delay terminates, only a single SFS() process resumes in  $s$ .

Likewise, to initiate fewer runs of PD(), we let each datacenter retain a single PD accumulation delay mechanism that works similarly to the SFS accumulation delay mechanism. Significantly, the accumulation delay only impacts the time until the protocol finds a new feasible placement, not the latency affecting the data-plane information transfer. We assess the impact of the accumulation delay in Sec. VI-B.

## VI. PERFORMANCE EVALUATION

This section describes the system settings used to compare DASDEC to state-of-the-art solutions. It then presents the obtained results, and it provides some relevant insights about the impact of the system parameters on DASDEC's performance.

### A. Experiments settings

**Service areas and user mobility.** We consider two real-world mobility traces, representing scenarios with distinct characteristics, that is, the vehicular traffic within the centers of the cities of (i) Luxembourg [27], and (ii) the Principality of Monaco [28]. For the PoAs, we rely on the real-world antenna locations publicly available in [29]. For each of the above geographical areas, we consider the antennas of the cellular telecom provider having the largest number of antennas in the area. For both traces, we consider the 8:20–8:30 AM rush hour period. The settings of the service areas are detailed in Table II. Further details about the mobility traces can be found in [11], [27], [28].

**Network and datacenters.** The edge-cloud multi-tier network is structured as a 6-height tree; a topology level is denoted by  $\ell \in \{0, 1, \dots, 5\}$ . The leaves (level 0) are the datacenters located at the PoAs (i.e., co-located with the radio points of access). Similarly to [15], [17], [22], the higher levels 5, 4, 3, 2, 1 recursively partition the simulated area. In both Luxembourg and Monaco, if no PoAs exist in a particular rectangle, the respective datacenters are pruned from the tree. The CPU capacity increases with the level  $\ell$  to reflect the larger computational capacity in datacenters closer to the cloud. Denoting the CPU capacity at each leaf datacenter by  $C_{\text{cpu}}$ , the CPU capacity at level  $\ell$  is  $(\ell + 1) \cdot C_{\text{cpu}}$ .

TABLE III: Size of packet's fields [bits]

Header	dcId	serviceId	classId	$ \beta^{r,s} $	$\lceil \log C_r \rceil$
80	12	14	4	5	16

**Services and costs.** Each vehicle that enters a considered geographical area is randomly marked as requesting either real-time (RT) or non-RT services, with some probability defined later. The target delay for RT services and for non-RT services is set to 10 ms and 100 ms, respectively. We calculate  $S_r$ ,  $\beta^{r,s}$ , and  $\psi^c(r, s)$ , for each  $r \in \mathcal{R}$  and  $s \in \mathcal{S}$ , using the same approach and the same data-plane latency parameters as in [11]. We thus obtain the following values. Each RT request can be placed at levels 0, 1, or 2 in the tree, requiring CPU of 17, 17, and 19 GHz, associated with costs of 544, 278, and 164, respectively. Each non-RT request can instead be placed at any level, with a fixed allocated CPU of 17 GHz and associated costs of 544, 278, 148, 86, 58, and 47 for placing the service at levels 0, 1, 2, 3, 4 and 5, respectively. These costs reflect the significantly lower CPU costs closer to the cloud. The migration cost is  $\psi^m(r, s, s') = 600$  for every request  $r$  and datacenters  $s, s'$ . We assign the size of the control-plane messages according to Table III. In Table III, we consider that each service belongs to a specified *class* of latency constraint. Given the classId of request  $r$ , each datacenter  $s$  can calculate the amount of CPU required for placing service  $m^r$  on  $s$ . The fields |serviceId| and |dcId| represent the ID of a service and the ID of a datacenter, respectively.

**Delays.** To assess the effect of the network delays on the decision process of DASDEC, we focus on the control traffic exchanged between datacenters, considering both the transmission delay and the propagation delay at the packet level. The transmission delay is calculated based on the capacity allocated for the control plane at each link, through a dedicated network slice. We set the control plane capacity equal to 10 Mbps. For the propagation delay, we assume a constant propagation delay for each link, related to the diameter of the considered area. Consequently, the propagation delay of each link in Luxembourg and Monaco is 22  $\mu\text{s}$  and 8  $\mu\text{s}$ , respectively. For a datacenter at level  $\ell$ , SFS accumulation delay, and PD accumulation delay are, respectively,  $(\ell + 1) \cdot T_{ad}^{\text{SFS}}$ , and  $(\ell + 1) \cdot T_{ad}^{\text{PD}}$ . We also set:  $T_{ad}^{\text{SFS}} = 0.1$  ms and  $T_{ad}^{\text{PD}} = 0.4$  ms. Each time the protocol calls the PD() procedure, it stays in  $F$  mode (recall Sec. V-C) for the next 10 seconds.

**Benchmark algorithms.** To the best of our knowledge, there exists no fully distributed, asynchronous algorithm for the PMP we posed. Hence, we consider *centralized* placement schemes that identify the currently critical services and the newly requested services once every second, and we solve the PMP. Specifically, we consider the following state-of-the-art centralized algorithms.

*Lower Bound (LBound):* An optimal solution to the relaxed version of PMP, which can place fractions of a service on distinct datacenters. It is computed using Gurobi optimizer [30]. Also, the LP formulation can consider and act upon not just critical services, but all services in the system every 1 s period. Hence, it serves as a lower bound on the cost of any feasible solution to the problem.



*F-Fit*: It places each request  $r$  on the lowest datacenter in  $\mathcal{S}_r$  that has sufficient available resources to place service  $m^r$ . This is an adaptation to our problem of the placement algorithm proposed in Sec. IV.B in [31].

*BUPU* [11]: It consists of two stages. At the *bottom-up* stage, it places all the critical and new services as low as possible in the tree topology. If this stage fails to place a service while considering datacenter  $s$ , the algorithm re-places *all* the services associated with  $s$ 's sub-tree from scratch. Later, BUPU performs a push-up stage similar to our DASDEC's PU() procedure. In summary, BUPU can be considered a centralized version of DASDEC.

*CPVNF* [12]: It orders the critical and newly-arriving services in non-increasing order of the CPU capacity they require, if placed on a leaf datacenter. Then, it places each service on a feasible datacenter that minimizes the contribution of this service to the overall cost in (3). This benchmark is an adaptation to our problem of the CPVNF algorithm [12], which was also used as a benchmark in [32].

*MultiScaler* [14]: It orders the critical services in non-decreasing order of the available CPU capacity in their current datacenter. It breaks ties by decreasing order of the CPU currently allocated for the service. Newly arriving requests are associated with the lowest priority, breaking ties by prioritizing services having fewer latency-feasible datacenters. Each critical/new service is placed on the latency-feasible datacenter with the highest available capacity. This is an adaptation to our problem of the algorithm implied by (13)-(15) in [14].

**Simulation methodology.** We simulate users' mobility using SUMO [33]. The benchmark algorithms use the Python code publicly available in [34]. DASDEC is implemented using OMNeT++ network simulator [35]. Each new user, or an existing user which becomes critical, invokes a run of DASDEC, executed on the datacenter of the PoA serving the user. DASDEC's code is available in [36].

## B. Numerical results

**Minimum required resources.** We now study the computation resources that each algorithm needs to allocate for the service requests arriving in each scenario, generated according to the user's mobility described by the considered real-world trace. A binary search is used to find the minimum amount of computation resources needed by each algorithm to successfully place all the critical services. Clearly, a lower value of required CPU implies a better resource utilization. Fig. 3 presents the results of this experiment, when varying the fraction of RT services. The required CPU resources consistently increase for higher fraction of RT services, as tighter latency constraints dictate allocating more resources closer to the edge. This phenomenon is especially noticeable in Monaco, where edge resources are scarcer (only 231 leaf datacenters in Monaco, compared to 1,524 in Luxembourg).

For both scenarios, the amount of CPU required by BUPU is almost identical to LBound. Despite being fully distributed and asynchronous, the amount of CPU needed by DASDEC is only slightly higher than BUPU. A relatively low requirement of CPU capacity is also achieved by MultiScaler, thanks to

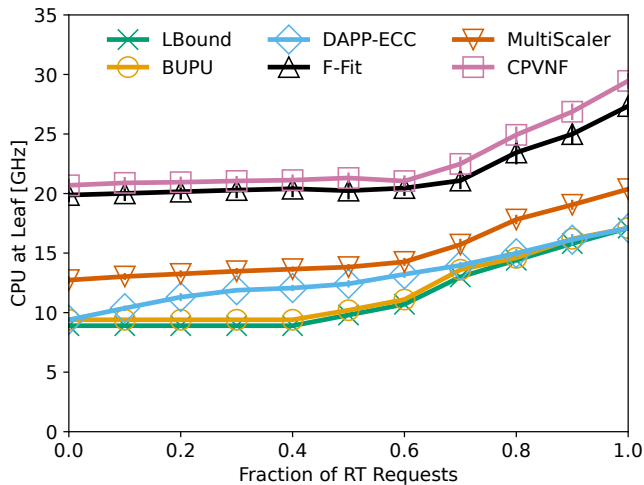
its clever prioritization of requests and datacenters, which effectively balances the processing load among the datacenters. Finally, F-Fit and CPVNF require processing capacities that are 50% to 100% higher than LBound to provide a feasible solution.

**Communication overhead.** For each simulated scenario, we now set the CPU resources to 10% above the amount of resources required by LBound, to find a feasible solution when 100% of the requests are RT. While maintaining this amount of CPU resources, we vary the ratio of RT requests, and we measure DASDEC's communication overhead. Fig. 4 presents the per-request signaling overhead, defined as the overall byte count of messages exchanged by DASDEC ("control bytes") over the overall number of critical/new requests along the trace. We consider several values of the SFS accumulation delay parameter  $T_{ad}^{SFS}$ . To set PD's accumulation delay parameter  $T_{ad}^{PD}$ , we observe that a run of PD() may also migrate non-critical services, thus incurring a higher overhead than PU(). Hence, we set  $T_{ad}^{PD} = 4 \cdot T_{ad}^{SFS}$ .

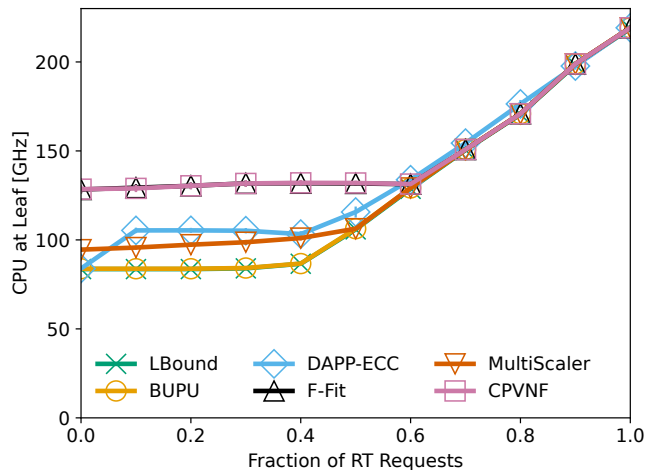
The results show that increasing the fraction of RT requests decreases the signaling overhead. The reason is that RT requests can be placed only in the three lowest levels of the tree, thus avoiding any signaling message between higher-level datacenters. When increasing the accumulation delays, the protocol aggregates more requests before sending a message, thus decreasing the signaling overhead. However, an accumulation delay of about 10  $\mu$ s suffices. We stress that the accumulation delay only impacts the time until the protocol finds a new feasible placement, not the latency experienced by the user enjoying the service. Indeed, delaying the migration decision may deteriorate the user's QoE. However, this performance deterioration can be mitigated using an efficient prediction mechanism for the user's mobility. Furthermore, in practical scenarios, an accumulation delay of about 10  $\mu$ s may be negligible compared to the latency incurred by the migration process. Finally, in all the considered settings, the signaling overhead associated with each request is around 100 bytes, implying a negligible bandwidth overhead.

**Cost comparison.** In the next experiment, we compare the cost of various solutions for the PMP. We set the ratio of RT requests to 30%, and vary the resource augmentation. Table IV details the results of this comparison. The CPU values  $C_{cpu}$  are normalized with respect to the minimum amount of CPU required by LBound to find a feasible solution  $\hat{C}_{cpu}$  in the corresponding scenario. For a meaningful comparison, the cost at each row in the table is normalized w.r.t. the cost of LBound's solution to the same settings. The table shows the normalized cost obtained by different algorithms when varying the normalized cost  $C_{cpu}/\hat{C}_{cpu}$ . For each scenario and algorithm, the table also details the minimal amount of CPU required in the scenario to find a feasible solution. When no feasible solution is found, we define the cost as infinite.

DASDEC and BUPU achieve the lowest costs. BUPU, leveraging a centralized controller with an always fresh and accurate view of the whole system's state, successfully finds a feasible solution using resources that are only slightly higher than the lower bound. Despite the fact that DASDEC does not rely on a single centralized controller, it needs just slightly

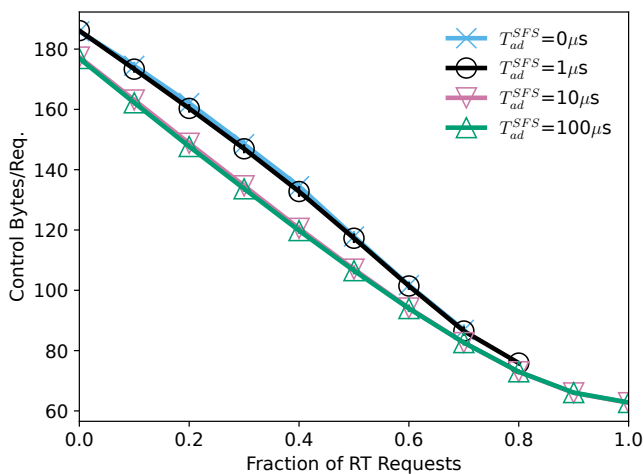


(a) Luxembourg

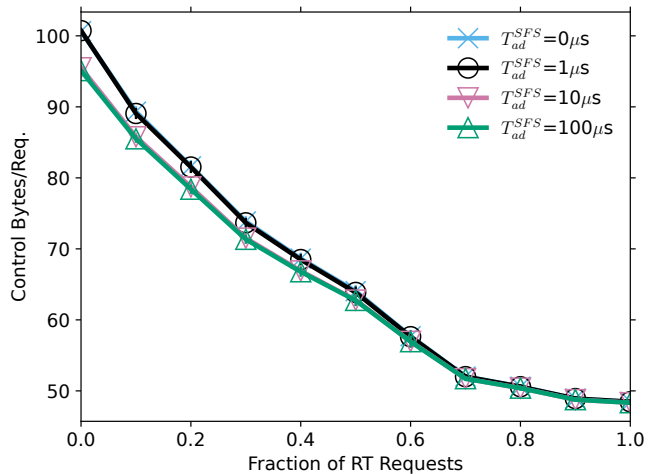


(b) Monaco

Fig. 3: Minimum required processing capacity when varying the ratio of RT service requests.



(a) Luxembourg



(b) Monaco

Fig. 4: Per-request signaling overhead due to DASDEC.

higher resources than BUPU to find a feasible solution. When resources are abundant (e.g., twice the minimal resources  $\hat{C}_{cpu}$  required by LBound to find a feasible solution), most of the benchmark algorithms obtain costs that are almost identical to the lower bound. The highest costs are those obtained by MultiScaler, which tends to favor load-balancing over cost reduction.

## VII. RELATED WORK

State-of-the-art solutions to service deployment and migration [4], [6], [8], [9], [12], [15], [17], [18], [37] assume a centralized orchestrator that possesses fresh, accurate information about all users' locations, trajectories, and computational demands, and the available resources at all the datacenters. Such an assumption may be impractical in a large system, possibly operated by several distinct operators. This advocates the design of distributed approaches, as DASDEC.

Another approach is to let each service instance independently select an optimal destination based on multiple factors, such as topological distance, the availability of resources at the destination, and the data protection level at the destination [22], [38]. However, this myopic approach may fail to provide a feasible system-level solution when multiple RT users compete for the scarce resources on the edge.

Several recent works [39], [40] refer to “distributed placement” but in practice focus on clustering, namely, improving the scalability by partitioning resources into small sets of datacenters on which each concrete service can be deployed. The work [31] uses dynamic clustering of datacenters to handle multiple simultaneous independent placement requests. However, the complex clustering mechanism may result in significant communication and computational overhead. Also, [31] does not consider migrating non-critical requests to make room for a new user, as we do.

Several works [20], [41] consider the problem of directing

TABLE IV: Normalized cost of service deployment and migration vs. resource augmentation. The costs are normalized with respect to the cost obtained by the lower bound (LBound). An infinite cost indicates that the algorithm cannot find a feasible solution

Luxembourg					
$\frac{C_{cpu}}{\bar{C}_{cpu}}$	Normalized Cost				
	DAPP-ECC	BUPU	MultiScaler	F-Fit	CPVNF
1.06	$\infty$	1.10	$\infty$	$\infty$	$\infty$
1.33	1.08	1.11	$\infty$	$\infty$	$\infty$
1.54	1.05	1.06	1.27	$\infty$	$\infty$
2.35	1.04	1.03	1.34	1.06	$\infty$
2.40	1.04	1.03	1.34	1.06	1.06

Monaco					
$\frac{C_{cpu}}{\bar{C}_{cpu}}$	Normalized Cost				
	DAPP-ECC	BUPU	MultiScaler	F-Fit	CPVNF
1.002	$\infty$	1.07	$\infty$	$\infty$	$\infty$
1.26	1.06	1.06	$\infty$	$\infty$	$\infty$
1.50	1.07	1.07	1.35	$\infty$	$\infty$
1.58	1.08	1.09	1.36	1.10	1.10
2.00	1.04	1.05	1.34	1.05	1.05

a service either to an edge datacenter, or to the cloud. These papers use rigorous queuing-theory-based analysis to set the ratio of services directed to the cloud, where the objective is to minimize the service’s completion time. The analysis highlights the potential benefits of a distributed approach, compared to the centralized approach, whose performance may significantly deteriorate in the face of wrong state estimation. These works, however, do not consider users’ mobility and service migration.

The PMP combines several properties of the Multiple Knapsack problem [42] with added restrictions typical for bin-packing problems (e.g., each item can be packed only on a subset of the knapsacks, and a feasible solution must pack all the items). In contrast to the usual settings of such problems, we aim at a distributed and asynchronous scheme that runs independently on multiple datacenters (“knapsacks”), using only little communication between them. APSR [19] considers a distributed randomized approach to virtual machine placement and provides performance guarantees. However, the framework in [19] significantly differs from ours, as it considers a single datacenter in the cloud, without delay constraints.

A large body of work [15], [43]–[48] focuses on lower-level implementational details of the migration process, with the aim to decrease its overhead (service downtime, migration time, and quantity of resources consumed by migration). For instance, [15], [43], [44] cleverly select which data to migrate and in what order and pace. The work [49] considers the bandwidth allocated to each migration process. Implementation issues and performance overhead of virtual machine live migration are instead discussed in [48]. Some of these implementation-level details are orthogonal to the migration and placement protocol and, hence, could be incorporated into a practical implementation of DASDEC.

The works [22], [50], [51] leverage learning algorithms to predict future service requests. The study in [50] further shows how distinct mobile operators can efficiently and securely

cooperate to predict future requests. Traditionally, learning-based placement algorithms partition the prediction step from the placement step. However, the works [51], [52] show that incorporating the prediction and the placement steps into a single optimization metric may decrease the overall costs, by focusing on providing better prediction for decisions that have a larger impact on the overall cost. We remark many such prediction techniques can be incorporated into our solution, e.g., by giving the predicted future traffic and users’ mobility as input to our placement protocol.

Finally, we mention that an early version of this work has appeared in our conference paper [1], which sketches our algorithmic solution and presents a preliminary performance evaluation thereof.

## VIII. CONCLUSIONS

We proposed a distributed asynchronous solution framework for service provisioning in edge-cloud multi-tier systems. Being distributed, our solution is suitable for computing infrastructures where datacenters are operated by distinct operators and scales very well with the number of datacenters. Furthermore, we show that our algorithm converges after exchanging a bounded number of control messages. Numerical results, derived under realistic settings, highlight that our approach can provide a placement solution with only slightly higher computing resources than state-of-the-art centralized solutions, which may be impractical for large communication networks. Importantly, they also show that such good performance can be obtained with a very low communication overhead.

## REFERENCES

- [1] I. Cohen, P. Giaccone, and C. F. Chiasserini, “Distributed asynchronous protocol for service provisioning in the edge-cloud continuum,” in *2023 International Conference on Software, Telecommunications and Computer Networks (SoftCOM)*. IEEE, 2023, pp. 1–6.
- [2] T. Taleb, A. Ksentini, and P. A. Frangoudis, “Follow-me cloud: When cloud services follow mobile users,” *IEEE Transactions on Cloud Computing*, vol. 7, no. 2, pp. 369–382, 2016.
- [3] A. Ullah, H. Dagdeviren, R. C. Ariyattu, J. DesLauriers, T. Kiss, and J. Bowden, “Micado-edge: Towards an application-level orchestrator for the cloud-to-edge computing continuum,” *Journal of Grid Computing*, vol. 19, no. 4, pp. 1–28, 2021.
- [4] D. Zhao, G. Sun, D. Liao, S. Xu, and V. Chang, “Mobile-aware service function chain migration in cloud-fog computing,” *Future Generation Computer Systems*, vol. 96, pp. 591–604, 2019.
- [5] S. Svorobej, M. Bendecheche, F. Griesinger, and J. Domaschka, “Orchestration from the cloud to the edge,” *The Cloud-to-Thing Continuum*, pp. 61–77, 2020.
- [6] R. Bruschi, F. Davoli, P. Lago, and J. F. Pajo, “Move with me: Scalably keeping virtual objects close to users on the move,” in *IEEE ICC*, 2018, pp. 1–6.
- [7] Y.-D. Lin, C.-C. Wang, C.-Y. Huang, and Y.-C. Lai, “Hierarchical cord for NFV datacenters: resource allocation with cost-latency tradeoff,” *IEEE Network*, vol. 32, no. 5, pp. 124–130, 2018.
- [8] L. Tong, Y. Li, and W. Gao, “A hierarchical edge cloud architecture for mobile computing,” in *IEEE INFOCOM*, 2016, pp. 1–9.
- [9] G. Sun, D. Liao, D. Zhao, Z. Xu, and H. Yu, “Live migration for multiple correlated virtual machines in cloud-based data centers,” *IEEE Transactions on Services Computing*, pp. 279–291, 2015.
- [10] B. Kar, K.-M. Shieh, Y.-C. Lai, Y.-D. Lin, and H.-W. Ferng, “QoS violation probability minimization in federating vehicular-fogs with cloud and edge systems,” *IEEE Transactions on Vehicular Technology*, vol. 70, no. 12, pp. 13 270–13 280, 2021.
- [11] I. Cohen, C. F. Chiasserini, P. Giaccone, and G. Scalosub, “Dynamic service provisioning in the edge-cloud continuum with bounded resources,” *IEEE Transaction on Networking*, 2023.

- [12] M. Dieye, S. Ahvar, J. Sahoo, E. Ahvar, R. Glitho, H. Elbiaze, and N. Crespi, "CPVNF: Cost-efficient proactive VNF placement and chaining for value-added services in content delivery networks," *IEEE Transaction on Network and Service Management*, vol. 15, no. 2, pp. 774–786, 2018.
- [13] H. Yu, J. Yang, and C. Fung, "Elastic network service chain with fine-grained vertical scaling," in *IEEE GLOBECOM*, 2018, pp. 1–7.
- [14] A. Al-Dulaimy, J. Taheri, A. Kassler, M. R. HoseinyFarahabady, S. Deng, and A. Zomaya, "MULTISCALER: A multi-loop auto-scaling approach for cloud-based applications," *IEEE Transactions on Cloud Computing*, 2020.
- [15] I. Leyva-Pupo, C. Cervelló-Pastor, C. Anagnostopoulos, and D. P. Pezaros, "Dynamic scheduling and optimal reconfiguration of UPF placement in 5G networks," in *ACM MSWiM*, 2020, pp. 103–111.
- [16] S. Agarwal, F. Malandrino, C. F. Chiasserini, and S. De, "Vnf placement and resource allocation for the support of vertical services in 5g networks," *IEEE/ACM Transactions on Networking*, vol. 27, no. 1, pp. 433–446, 2019.
- [17] X. Sun and N. Ansari, "PRIMAL: Profit maximization avatar placement for mobile edge computing," in *IEEE ICC*, 2016, pp. 1–6.
- [18] T. Mahboob, Y. R. Jung, and M. Y. Chung, "Dynamic VNF placement to manage user traffic flow in software-defined wireless networks," *Journal of Network and Systems Management*, Springer, pp. 1–21, 2020.
- [19] I. Cohen, G. Einziger, M. Goldstein, Y. Sa'ar, G. Scalosub, and E. Waisbard, "High throughput vms placement with constrained communication overhead and provable guarantees," *IEEE Transactions on Network and Service Management*, 2023.
- [20] V. Mancuso, P. Castagno, M. Sereno, and M. A. Marsan, "Stateful versus stateless selection of edge or cloud servers under latency constraints," in *2022 IEEE 23rd International Symposium on a World of Wireless, Mobile and Multimedia Networks (WoWMoM)*. IEEE, 2022, pp. 110–119.
- [21] A. De La Oliva *et al.*, "Final 5g-crosshaul system design and economic analysis," *5G-Crosshaul public deliverable*, 2017.
- [22] T. Ouyang *et al.*, "Adaptive user-managed service placement for mobile edge computing: An online learning approach," in *IEEE INFOCOM*, 2019, pp. 1468–1476.
- [23] S. Wang, R. Urgaonkar, M. Zafer, T. He, K. Chan, and K. K. Leung, "Dynamic service migration in mobile edge-clouds," in *IEEE IFIP Networking*, 2015, pp. 1–9.
- [24] J. Martín-Pérez, F. Malandrino, C. F. Chiasserini, M. Groshev, and C. J. Bernardos, "Multiagent graph coloring: Pareto efficiency, fairness and individual rationality," in *KPI Guarantees in Network Slicing*, vol. 30, no. 2, 2022, pp. 655–668.
- [25] M. Nguyen, M. Dolati, and M. Ghaderi, "Deadline-aware SFC orchestration under demand uncertainty," *IEEE Transactions on Network and Service Management*, pp. 2275–2290, 2020.
- [26] S. Martello and P. Toth, *Knapsack problems: algorithms and computer implementations*. John Wiley & Sons, Inc., 1990.
- [27] L. Codecá, R. Frank, S. Faye, and T. Engel, "Luxembourg SUMO traffic (LuST) scenario: Traffic demand evaluation," *IEEE Intelligent Transportation Systems Magazine*, vol. 9, no. 2, pp. 52–63, 2017.
- [28] L. Codeca and J. Häri, "Monaco SUMO traffic (MoST) scenario: A 3D mobility scenario for cooperative ITS," *EPiC Series in Engineering*, vol. 2, pp. 43–55, 2018.
- [29] "Opencellid," <https://opencellid.org/>, accessed on 3.10.2021.
- [30] "Gurobi optimizer reference manual," 2023. [Online]. Available: <https://www.gurobi.com>
- [31] M. Goudarzi, M. Palaniswami, and R. Buyya, "A distributed application placement and migration management techniques for edge and fog computing environments," in *IEEE FedCSIS*, 2021, pp. 37–56.
- [32] T. Gao *et al.*, "Cost-efficient VNF placement and scheduling in public cloud networks," *IEEE Transactions on Communications*, pp. 4946–4959, 2020.
- [33] P. Alvarez *et al.*, "Microscopic traffic simulation using sumo," in *IEEE International Conference on Intelligent Transportation Systems*, 2018.
- [34] "Service function chains migration." [Online]. Available: [https://github.com/ofanan/SFC\\_migration](https://github.com/ofanan/SFC_migration)
- [35] "OMNeT++ discrete event simulator," 2023. [Online]. Available: <https://omnetpp.org>
- [36] "Distributed SFC migration." [Online]. Available: [https://github.com/ofanan/Distributed\\_SFC\\_migration](https://github.com/ofanan/Distributed_SFC_migration)
- [37] H. Hawilo, M. Jammal, and A. Shami, "Orchestrating network function virtualization platform: Migration or re-instantiation?" in *IEEE Cloud-Net*, 2017, pp. 1–6.
- [38] C. Puliafito, E. Mingozzi, C. Vallati, F. Longo, and G. Merlino, "Companion fog computing: Supporting things mobility through container migration at the edge," in *IEEE SMARTCOMP*, 2018, pp. 97–105.
- [39] M. Ghaznavi, N. Shahriar, S. Kamali, R. Ahmed, and R. Boutaba, "Distributed service function chaining," *IEEE Journal on Selected Areas in Communications*, vol. 35, no. 11, pp. 2479–2489, 2017.
- [40] D. Haja, M. Szabo, M. Szalay, A. Nagy, A. Kern, L. Toka, and B. Sonkoly, "How to orchestrate a distributed openstack," in *IEEE INFOCOM 2018-IEEE Conference on Computer Communications Workshops (INFOCOM WKSHPS)*. IEEE, 2018, pp. 293–298.
- [41] V. Mancuso, L. Badia, P. Castagno, M. Sereno, and M. A. Marsan, "Efficiency of distributed selection of edge or cloud servers under latency constraints," in *2023 21st Mediterranean Communication and Computer Networking Conference (MedComNet)*. IEEE, 2023, pp. 158–166.
- [42] M. S. Hung and J. C. Fisk, "An algorithm for 0-1 multiple-knapsack problems," *Naval Research Logistics Quarterly*, vol. 25, no. 3, pp. 571–579, 1978.
- [43] K. Ha *et al.*, "You can teach elephants to dance: Agile VM handoff for edge computing," in *ACM/IEEE SEC*, 2017, pp. 1–14.
- [44] R. Stoyanov and M. J. Kollingbaum, "Efficient live migration of linux containers," in *ISC High Performance*. Springer, 2018, pp. 184–193.
- [45] A. Machen, S. Wang, K. K. Leung, B. J. Ko, and T. Salonidis, "Live service migration in mobile edge clouds," *IEEE Wireless Communications*, pp. 140–147, 2017.
- [46] K. A. Noghani, A. Kassler, and P. S. Gopannan, "EVPN/SDN assisted live VM migration between geo-distributed data centers," in *IEEE NetSoft*, 2018, pp. 105–113.
- [47] R. Cziva, C. Anagnostopoulos, and D. P. Pezaros, "Dynamic, latency-optimal VNF placement at the network edge," in *IEEE INFOCOM*, 2018, pp. 693–701.
- [48] S. Ramanathan, K. Kondepu, M. Razo, M. Tacca, L. Valcarenghi, and A. Fumagalli, "Live migration of virtual machine and container based mobile core network components: A comprehensive study," *IEEE Access*, vol. 9, pp. 105 082–105 100, 2021.
- [49] T. He, A. N. Toosi, and R. Buyya, "SLA-aware multiple migration planning and scheduling in SDN-NFV-enabled clouds," *Journal of Systems and Software*, vol. 176, p. 110943, 2021.
- [50] T. Subramanya and R. Riggio, "Centralized and federated learning for predictive VNF autoscaling in multi-domain 5G networks and beyond," *IEEE TNSM*, vol. 18, no. 1, pp. 63–78, 2021.
- [51] V. Eramo *et al.*, "Reconfiguration of optical-nfv network architectures based on cloud resource allocation and qos degradation cost-aware prediction techniques," *IEEE Access*, vol. 8, pp. 200 834–200 850, 2020.
- [52] V. Eramo and T. Catena, "Application of an innovative convolutional/LSTM neural network for computing resource allocation in nfv network architectures," *IEEE TNSM*, 2022.