

CoAScore: Chain-of-Aspects Prompting for NLG Evaluation

Peiyuan Gong
GSAI, Renmin University of China
Beijing, China
pygongnlp@gmail.com

Jiaxin Mao
GSAI, Renmin University of China
Beijing, China
maojiaxin@gmail.com

ABSTRACT

Recently, natural language generation (NLG) evaluation has shifted from a single-aspect to a multi-aspect paradigm, allowing for a more accurate assessment. Large language models (LLMs) achieve superior performance on various NLG evaluation tasks. However, current work often employs the LLM to independently evaluate different aspects, which largely ignores the rich correlation between various aspects. To fill this research gap, in this work, we propose an NLG evaluation metric called CoAScore. Powered by LLMs, the CoAScore utilizes multi-aspect knowledge through a CoA (Chain-of-Aspects) prompting framework when assessing the quality of a certain aspect. Specifically, for a given aspect to evaluate, we first prompt the LLM to generate a chain of aspects that are relevant to the target aspect and could be useful for the evaluation. We then collect evaluation scores for each generated aspect, and finally, leverage the knowledge of these aspects to improve the evaluation of the target aspect. We evaluate CoAScore across five NLG evaluation tasks (e.g., summarization, dialog response generation, etc) and nine aspects (e.g., overall quality, relevance, coherence, etc). Our experimental findings highlight that, in comparison to individual aspect evaluation, CoAScore exhibits a higher correlation with human judgments. This improvement significantly outperforms existing unsupervised evaluation metrics, whether for assessing overall quality or other aspects. We also conducted extensive ablation studies to validate the effectiveness of the three stages within the CoAScore framework and conducted case studies to show how the LLM performs in these stages. Our code and scripts are available.

CCS CONCEPTS

• **Computing methodologies** → *Natural language generation.*

KEYWORDS

Large Language Models, Natural Language Generation, Multi-aspect Evaluation

ACM Reference Format:

Peiyuan Gong and Jiaxin Mao. 2018. CoAScore: Chain-of-Aspects Prompting for NLG Evaluation. In *Proceedings of Make sure to enter the correct conference title from your rights confirmation email (Conference acronym 'XX)*. ACM, New York, NY, USA, 15 pages. <https://doi.org/XXXXXXXX.XXXXXXX>

Permission to make digital or hard copies of all or part of this work for personal or classroom use is granted without fee provided that copies are not made or distributed for profit or commercial advantage and that copies bear this notice and the full citation on the first page. Copyrights for components of this work owned by others than ACM must be honored. Abstracting with credit is permitted. To copy otherwise, or republish, to post on servers or to redistribute to lists, requires prior specific permission and/or a fee. Request permissions from [permissions@acm.org](https://permissions.acm.org).

Conference acronym 'XX, June 03–05, 2018, Woodstock, NY

© 2018 Association for Computing Machinery.
ACM ISBN 978-1-4503-XXXX-X/18/06...\$15.00
<https://doi.org/XXXXXXXX.XXXXXXX>

1 INTRODUCTION

Natural language generation (NLG) evaluation holds a pivotal and essential role within the domain of natural language processing research [31]. It focuses on measuring the quality of system-generated hypotheses (e.g. summaries, responses) based on provided sources (e.g. articles, conversations) for various NLG tasks, such as text summarization [7, 8], dialog response generation [23, 24, 34], machine translation [29, 32, 41], and so on. Besides, these evaluation metrics also play a vital role in enabling researchers and developers to analyze the strengths and weaknesses of their NLG models. Nonetheless, it's essential to acknowledge that evaluating NLG systems is an intricate and demanding task. As the NLG field continues to advance and systems become more complex and capable, the quest for evaluations that are not only reliable but also interpretable and comprehensive gains even more significance.

In response to these challenges, there has been a concerted effort to develop automatic NLG evaluation metrics that do not require manual annotations. BLEU [28], ROUGE [18], and METEOR [1] represent a category of rule-based evaluation metrics. These metrics rely on a set of heuristic criteria and rules to aid in the assessment of system-generated hypotheses. Benefiting from the advancements in pre-training techniques [6, 17], BERTScore [41], BARTScore [39], and UniEval [43] harness pre-training knowledge to augment the evaluation process. Furthermore, recognizing the formidable comprehension and reasoning capabilities of large language models (LLMs) [42], the NLP community has increasingly turned its attention to LLM-based evaluation of NLG systems [9, 19, 20]. This approach has garnered significant interest and traction.

In recent years, there has been a shift from solely measuring a single aspect to emphasizing the evaluation of multiple aspects in NLG systems [31]. These aspects may include engagement, fluency, relevance, and more. Notably, it has been observed that the scores assigned to different aspects can significantly vary. This underscores the suboptimal and risky nature of exclusively assessing the overall quality of generated text in NLG. With the growing availability of multi-aspect evaluation datasets like SummEval [8] and TopicalChat [24], training-based evaluation metrics have gained importance for evaluating various aspects of NLG systems. For instance, USR [24] employs models trained on distinct corpora tailored to different aspects, while UniEval [43] facilitates multi-aspect evaluation through mixed corpus training. Moreover, LLM-based evaluation metrics, such as GPTScore [9] and GPTEval [20], leverage their robust ability to follow instructions to achieve more precise multi-aspect text evaluation without requiring supervised data. These metrics explicitly declare and describe the aspects to be evaluated within the instructions, enhancing the evaluation process.

Given that sentences generated by NLG systems often cover various aspects, a single aspect can frequently have associations with

several additional aspects. Novikova et al. [27] illustrates that human evaluations often display a certain level of correlation among scores across different evaluation aspects, encompassing informativeness, naturalness, and quality. Madaan et al. [21] demonstrates that when refining overall output quality through LLM feedback, deconstructing the overall feedback into multiple components can further amplify the effectiveness of this mechanism in refining sentence generation. Tevet and Berant [35] establishes that when appraising the diversity of outputs from NLG systems, it can be further segmented into distinct diversity categories, covering both content and form. Moreover, it can be further partitioned to form a tree-like structure. However, even though NLG evaluation has shifted from a singular to a multi-aspect approach, a significant gap persists. Individual aspects such as fluency, coherence, and relevance are frequently evaluated independently, neglecting the complex interrelationships among them. An integrated evaluation framework that recognizes these interdependencies, such as the close link between fluency and coherence or relevance and informativeness, is essential for a deeper comprehension of the capabilities and constraints of NLG systems

To tackle this problem, we introduce CoAScore, an LLM-based evaluation metric that employs a chain-of-aspects prompting framework to assess the quality of system-generated hypotheses with respect to the target aspect. By leveraging relevant aspects as reference points, it enriches the evaluation process in a chain-of-thought manner, resulting in more precise assessments of the target aspect. In detail, when evaluating a specific aspect, we first generate a chain of relevant aspects for reference, closely related to the aspect under evaluation. These aspects are pre-scored for quality. Finally, we integrate this knowledge, including descriptions and scores of relevant aspects, to enhance LLM’s capacity in evaluating NLG systems. To validate the effectiveness of our approach, we conducted experiments on nine aspects (e.g., overall quality, relevance, coherence, etc) across five diverse evaluation datasets (e.g., summarization, dialog response generation, etc). The results demonstrate that CoAScore exhibits a stronger correlation with human judgments compared to isolated aspect evaluations, surpassing existing unsupervised baselines in assessing both overall quality and other aspects. Moreover, as the number of relevant aspects increases, the correlation between CoAScore and human judgments often becomes stronger. As CoAScore comprises multiple stages based on LLM, we conducted several comparative experiments to individually verify the effectiveness of each stage within the CoAScore framework. Additionally, we constructed case studies to provide further explanations and insights.

Our **main contributions** are listed as follows:

- We introduce a novel evaluation metric called CoAScore, which utilizes a chain-of-aspects prompting framework. This framework employs LLM to create, measure, combine, and leverage a sequence of relevant aspects as points of reference, aiming to enhance the evaluation capability for the specific target aspect.
- Experiment results demonstrate that CoAScore correlates best with human judgments across various NLG evaluation tasks, not only in terms of overall quality but also in other aspects, respectively.
- We carry out comprehensive ablation investigations to confirm the efficiency of the three stages incorporated in the CoAScore framework and also conduct case studies to illustrate how the LLM works during these stages.

2 RELATED WORK

The rapid expansion of NLG systems has underscored the vital need for robust and user-friendly evaluation metrics to assess the quality of text generated by these systems. The varied and complex nature of NLG applications, spanning from translation to chatbots, demands precise evaluation criteria. Consequently, researchers and practitioners have dedicated substantial efforts to enhance and standardize NLG evaluation techniques, making it a pivotal area of contemporary research. This focus is aimed at fostering the creation of more efficient and trustworthy NLG systems. We categorize NLG evaluation methods into three distinct types:

Rule-based metrics are a class of evaluation methods that assess the quality of hypotheses by employing predefined heuristic rules. BLEU [28] utilizes heuristic rules such as n-gram matching to measure the similarity between references and hypotheses. ROUGE [18] employs techniques including n-gram matching, lemmatization, and part-of-speech tagging to evaluate the similarity between each sentence pair. METEOR [1] leverages various unigram matching algorithms to quantify the resemblance between references and hypotheses. These rule-based metrics serve as essential tools in the NLG evaluation toolkit, providing a foundation for assessing the quality of generated text using well-defined rules and criteria.

Machine-learned metrics represent a category of NLG evaluation methods that leverage the potential of pre-trained knowledge to enhance their evaluation judgments. BERTScore [41] computes similarity scores between tokens in the hypothesis and reference using pre-trained token embeddings. BARTScore [39] suggests that a high-quality hypothesis should be effortlessly generated from the source or reference using pre-trained models. COMET [29] proposes two cross-language machine translation metrics, which employ pre-train model to form estimator and translation ranking frameworks respectively. DEB [30] is a BERT-based dialog metric pre-trained on a large size of Reddit conversations and fine-tune on a multi-references dialog dataset. PT-M² [10] as a grammatical error correction metric, leveraging pre-trained knowledge to measure the importance of different edits for correcting sentences with grammatical errors.

LLM-based metrics harness the impressive text comprehension and reasoning capabilities of Large Language Models (LLMs) for evaluation purposes, contributing to more advanced and context-aware NLG assessments. GPTScore [9] attempts to achieve multi-faceted evaluation through instructions without training corpus. G-Eval [20] leverages LLMs with chain-of-thoughts and a form-filling paradigm to evaluate the quality of NLG systems. InstructScore [38] is an explainable evaluation metric, employing LLMs to generate diagnostic reports for system-generated hypotheses. Moreover, our findings reveal that varying prompts often lead to relatively significant differences in the evaluation results [4, 12, 15, 36]. Additionally, there is ongoing research into leveraging LLMs for the generation of NLG evaluation datasets, aiming to reduce the need for manual evaluations to some extent [5, 25]. In our work, we utilize LLMs

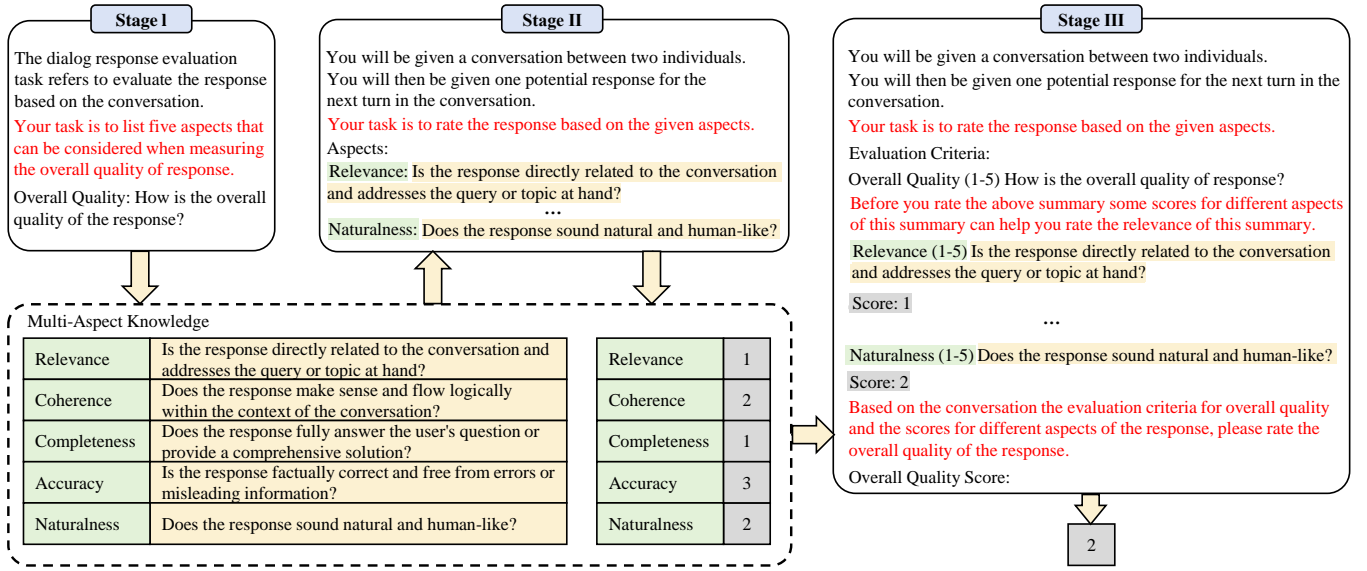


Figure 1: The overall prompting framework of CoAScore. Given the evaluation task instruction t , evaluation aspect a , source s and hypothesis h , CoAScore needs to measure the quality of the hypothesis in that aspect. CoAScore consists of three distinct stages, and each stage is carried out by LLM: (I) Generating a chain of aspects that will be used as references when evaluating the target aspect. These generated aspects are chosen to be closely related to the target aspect; (II) Scoring each of the generated aspects for the hypothesis; (III) Leveraging the knowledge about the chain of relevant aspects to enhance the evaluation capability for the specific target aspect. Some detailed information, such as conversation context and replies, has been omitted in the prompts and can be found in Appendix A.

to generate a chain of aspects as references for aspect assessment. These aspects are scored beforehand, and we leverage the knowledge derived from them to enhance the ability to evaluate the target aspect. This approach showcases the versatility and potential of LLMs in improving NLG evaluation methodologies.

3 METHODOLOGY

In this section, we provide an overview and delve into the details of CoAScore. In the realm of NLG evaluation task, each aspect can exhibit connections to multiple other aspects [43] or be decomposed into several relevant sub-aspects [35]. However, the evaluation metrics devised in most research predominantly focus on modeling each specific evaluation aspect independently, overlooking the interconnections between different aspects [9, 20, 38]. To address the above problem, CoAScore adopts a chain-of-aspects prompting framework, where it takes into account the knowledge of relevant aspects when evaluating a given aspect to make better decision. As shown in Figure 1, at the beginning stage, CoAScore generates a chain of relevant aspects that can aid in evaluating a specific target aspect of the hypothesis. Subsequently, at stage II, each generated aspect is scored. Finally, at the last stage, the knowledge of relevant aspects (definitions and scores) is leveraged to facilitate the evaluation of the target aspect. This section is structured into four parts. The initial part presents the problem definition of the NLG evaluation task. The subsequent three parts correspond to the implementation of the three stages of CoAScore.

3.1 Problem Definition

In the context of NLG evaluation, the evaluation of the hypothesis h is based on a particular aspect a (e.g., overall quality, relevance, fluency, etc.), considering a source sentence s and a reference sentence r [2, 31]. The main objective is to develop an aspect-aware evaluation function f_a capable of accurately scoring the hypothesis with respect to the specified aspect:

$$y_a = f_a(h, s, r) \quad (1)$$

Where y_a means the score of the hypothesis on the target aspect. To avoid the one-to-many problem in reference-based metrics [3, 13, 33], in our work, CoAScore is introduced as a reference-less evaluation metric, represented as $y_a = f_a(h, s)$.

3.2 Relevant Aspect Generation

To ensure that CoAScore can employ knowledge of relevant aspects to assist evaluation, the initial step in our approach involves generating a chain of relevant aspects associated with the under-evaluated aspect, as shown in Figure 1. These aspects will serve as references during the evaluation of the target aspect. Specifically, given the task description t_{rag} and the aspect a used for evaluation, the first step we have to do is to generate m relevant aspects that can be taken into count when evaluating the target aspect. The generated aspects can be formulated as:

$$A = A_1, A_2, \dots, A_m, \quad A_i = \{n_i : d_i\} \quad (2)$$

Where A refers to the chain of aspects related to the given aspect a . Each A_i is represented in dictionary format, with the aspect name n_i (e.g. relevance, coherence) as the key and a detailed description d_i of the aspect as the value.

3.3 Relevant Aspect Scoring

Once a chain of relevant aspects for reference has been generated, the subsequent step entails scoring the quality of each one in relation to the hypothesis. These scores serve as significant references to assist in the final evaluation. It is essential to emphasize that, for efficiently obtaining the evaluation result of the target aspect a , we generate scores for multiple relevant aspects simultaneously at this stage, as depicted in Figure 1. In detail, given the task description t_{ras} , source sentence s , hypothesis sentence h , and the chain of aspects A observed from the previous stage, our objective is to score each A_i from A for the hypothesis h . Scores for the chain of relevant aspects can be formulated as:

$$S = S_1, S_2, \dots, S_m, \quad S_i = \{n_i : s_i\} \quad (3)$$

Here, S represents the scores of the hypothesis on the relevant aspects A , where S_i is in one-to-one correspondence with A_i . Each S_i is presented in dictionary format, by using the aspect name n_i as the key and associating it with the respective score s_i .

3.4 Chain-of-Aspects Scoring

Upon acquiring the definitions of relevant aspects and their corresponding scores pertaining to the hypothesis, the next step encompasses reassembling them to fully leverage their role at this stage:

$$K = K_1, K_2, \dots, K_m, \quad K_i = \{n_i : (d_i, s_i)\} \quad (4)$$

Where K represents knowledge about the chain of relevant aspects, aiding in the evaluation of the target aspect a . Each K_i is represented as a dictionary, where the name of the relevant aspect n_i serves as the key, and the description d_i along with the corresponding score s_i form a tuple (d_i, s_i) as the value.

Once we have acquired comprehensive knowledge about the chain of aspects that are relevant to the evaluation of a specific aspect, we utilize this information to assist in the final evaluation process. In summary, our current work focuses on the complete process of measuring the target aspect using the chain-of-aspects knowledge. Given the Chain-of-Aspects Scoring task description, denoted as t_{coa} , we have the aspect a for evaluation, along with the source sentence s and the hypothesis sentence h . Additionally, we possess the chain-of-aspects knowledge represented as K , where each K_i consists of the aspect description d_i and its corresponding score s_i . The final step involves utilizing the aforementioned information to compute the score y_a associated with the hypothesis h for the given aspect a , as depicted in Figure 1. Please see Appendix A for the detailed prompts used in these three stages.

4 EXPERIMENTS

4.1 Datasets

To validate our metric’s effectiveness, we conduct experiments on five NLG evaluation datasets listed in Table 1. Initially, we assess our

Table 1: Statistics of the used NLG evaluation datasets.

Dataset	Size	Aspects
SummEval	1,600	Coherence, Consistency Fluency, Relevance
TopicalChat	300	Overall, Natural, Context Understandable, Engaging
OpenMEVA	1,000	Overall
BAGEL	404	
IWSLT14	1,000	

approach’s capability in appraising the overall quality across these datasets: **TopicalChat** [24]: Evaluating the potential of evaluation metrics to effectively gauge response quality in dialog systems. **OpenMEVA** [22]: Measuring the evaluation effectiveness of metrics in story generation. **BAGEL** [11]: Assessing the capacity of evaluation metrics to evaluate data-to-text systems that generate descriptions for provided tables. **IWSLT14** [16]: Gauging the proficiency of evaluation metrics in evaluating the machine translation from German to English.

Beyond the overall quality assessment, we delve into CoAScore’s versatility in evaluating various aspects. We proceed to assess the CoAScore framework across four aspects within the TopicalChat dataset: Natural (NAT), Understandable (UND), Interest (INT), and Maintains Context (CON). Furthermore, our evaluation extends to incorporate the **SummEval** dataset [8], concentrating on four core aspects of summary evaluation: Coherence (COH), Consistency (CON), Fluency (FLU), and Relevance (REL).

4.2 Baselines

We compare CoAScore with the following common unsupervised NLG evaluation metrics: **BLEU** [28] employs heuristic rules like n-gram matching to assess the similarity between references and hypotheses. **ROUGE** [18] utilizes techniques like n-gram matching, lemmatization, and part-of-speech tagging to gauge the similarity between sentence pairs. **METEOR** [1] employs diverse unigram matching algorithms to quantify the likeness between references and hypotheses. **BERTScore** [41] calculates token similarity between sentence pairs and employs a greedy matching approach to maximize the similarity scores. **BARTScore** [39] transform the evaluation task into a sequence generation problem, utilizing generation probabilities to gauge the quality of hypotheses. **LLMScore** serves as our self-developed LLM-based evaluation metric, used as a comparative baseline for CoAScore. **LLMScore_{CoT}** is inspired by the Chain-of-Thought framework [37], enhancing the evaluation ability of LLMscore by generating thinking processes through "Let’s think step by step".

4.3 Implementation Details

Our implementation involves utilizing BLEU [28], ROUGE [18], and METEOR [1] from the **evaluate** repository¹. When utilizing BERTScore [41], we apply the bert-base-uncased pre-trained

¹<https://github.com/huggingface/evaluate>

Table 2: Correlations between metrics and human judgments regarding the overall quality across four NLG evaluation tasks. Our proposed CoAScore exhibits stronger correlations with human judgments across all these tasks. We highlight the highest score in bold and the second-highest score with underlines.

Metrics	OpenMEVA			BAGEL			IWSLT14			TopicalChat		
	γ	ρ	τ	γ	ρ	τ	γ	ρ	τ	γ	ρ	τ
<i>Rule-based metrics</i>												
BLEU	-0.006	-0.012	-0.009	0.063	0.022	0.016	0.328	0.316	0.220	0.228	0.293	0.205
ROUGE	-0.007	-0.018	-0.013	0.062	0.029	0.022	0.387	0.371	0.257	0.268	0.285	0.200
METEOR	0.016	0.006	0.004	0.048	0.030	0.022	0.355	0.331	0.228	0.364	0.367	0.257
<i>Machine-learned metrics</i>												
BERTScore	0.279	0.251	0.176	0.147	0.096	0.069	0.561	0.567	0.408	0.294	0.321	0.222
BARTScore	0.036	0.034	0.024	0.045	0.010	0.007	0.312	0.281	0.193	0.370	0.390	0.270
<i>Ours</i>												
LLMScore	0.369	0.360	0.299	0.283	0.222	0.194	0.564	0.577	0.470	0.591	0.592	0.474
LLMScore _{CoT}	0.333	0.327	0.271	0.352	<u>0.262</u>	<u>0.225</u>	0.564	0.566	0.446	0.610	0.588	0.461
CoAScore _(n=5)	0.295	0.316	0.237	0.409	0.347	0.272	0.609	0.621	0.477	0.614	0.625	<u>0.476</u>
CoAScore _(n=10)	<u>0.408</u>	0.414	<u>0.304</u>	<u>0.396</u>	0.261	0.222	<u>0.595</u>	0.607	0.466	<u>0.622</u>	<u>0.638</u>	0.479
CoAScore _(n=20)	0.414	<u>0.411</u>	0.315	0.393	0.254	0.205	0.592	<u>0.610</u>	<u>0.474</u>	0.634	0.641	0.479

model [6] and opt for F_1 as the ultimate score². Employing bart-base pre-train model [17], BARTScore [39] generates the evaluation scores from hypotheses to references³. For LLMscore, LLMscore_{CoT} and CoAScore, we harness ChatGPT⁴, a widely recognized and extensively used large language model, with a configuration of “temperature = 0, n = 1”. In the context of CoAScore, we leverage 5, 10, and 20 relevant aspects to enhance the evaluation of each target aspect, referred to as CoAScore_(n=5), CoAScore_(n=10), and CoAScore_(n=20) respectively.

4.4 Metrics and Evaluation Strategy

In this work, We employ three correlation coefficients to quantify the correlation scores between NLG evaluation metrics and human judgments: **Pearson** γ [26] measures strength of linear relationship between two variables. **Spearman** ρ [40] evaluates the strength of monotonic association, accommodating nonlinear relationships. **Kendall-Tau** τ [14] measures the concordance and discordance in rankings, indicating the ordinal correlation between variables.

Regarding the evaluation strategy, we compute the correlation coefficients for the aforementioned metrics at the **Dataset-level**, which implies that correlation scores are derived from the NLG system outputs of all samples.

4.5 Main Results

We ascertain the efficacy of our evaluation metrics by contrasting them with rule-based metrics (BLEU [28], ROUGE [18], and METEOR [1]) and machine-learned metrics (BERTScore [41] and BARTScore [39]) across various NLG evaluation datasets. This comparison involves measuring the correlation between automatic evaluation metrics and human judgments on multiple aspects.

Table 2 presents correlations between evaluation metrics and human judgments on overall quality across four evaluation datasets. Our proposed CoAScore demonstrates stronger correlations with human judgments compared to both rule-based metrics and machine-learned metrics. This trend is consistent in terms of Pearson, Spearman, and Kendall-Tau coefficients [14, 26, 40]. Furthermore, CoAScore consistently outperforms our self-designed LLM-based metrics, including LLMscore and LLMscore_{CoT}, in correlation with human judgments. This pattern persists across varying numbers of relevant aspects (5, 10, and 20 aspects). Simultaneously, we observed that CoAScore’s performance improves as the number of relevant aspects increases, particularly in the OpenMEVA [11] and TopicalChat datasets [24]. Meanwhile, on the BAGEL [22] and IWSLT14 [16] datasets, employing just five relevant aspects as references, CoAScore exhibits notably larger correlation scores with human assessments compared to LLMscore’s corresponding scores. The aforementioned results demonstrate the effectiveness of CoAScore in leveraging multi-aspect knowledge for evaluation.

To demonstrate the generalizability of our approach, we extend our experiments beyond assessing the overall quality. Our investigations encompass two evaluation datasets, SummEval [8] and TopicalChat [24], both with multi-aspect human-assessed scores. Table 3 presents the Spearman correlation between evaluation metrics and human judgments on the SummEval dataset. CoAScore demonstrates marked enhancement in **COH**erence, **FLU**ency, and **RE**levance aspects, with a slight decrease in **CON**sistency. Simultaneously, Table 4 showcases Spearman’s correlation between various metrics and human judgments on the TopicalChat dataset. CoAScore consistently improves the correlation across all aspects: **NAT**ural, **UN**derstandable, **IN**terest, and maintains **CON**text. Across these two datasets, we calculate average correlation coefficients for multiple aspects respectively. We observe that CoAScore outperforms other unsupervised baselines by a large margin, regardless of whether 5, 10, or 20 aspects are considered. Please refer

²https://github.com/Tiiiger/bert_score

³<https://github.com/neulab/BARTScore>

⁴<https://chat.openai.com/>

Table 3: Spearman correlations between metrics and human judgments on four aspects of the SummEval. CoAScore demonstrates the strongest correlation across most aspects. We highlight the highest score in bold and the second-highest score with underlines.

Metric	COH	CON	FLU	REL	AVE
<i>Rule-based metrics</i>					
BLEU	0.110	0.071	0.050	0.248	0.120
ROUGE	0.172	0.142	0.113	0.270	0.174
METEOR	0.133	0.152	0.092	0.290	0.167
<i>Machine-learned metrics</i>					
BERTScore	0.293	0.125	0.139	0.361	0.230
BARTScore	0.140	0.101	0.112	0.293	0.162
<i>Ours</i>					
LLMScore	0.440	0.366	0.362	0.277	0.361
CoAScore _(n=5)	<u>0.499</u>	<u>0.354</u>	0.379	<u>0.420</u>	<u>0.413</u>
CoAScore _(n=10)	0.541	0.339	<u>0.367</u>	0.478	0.431
CoAScore _(n=20)	0.460	0.340	0.308	0.439	0.387

Table 4: Spearman correlations between metrics and human judgments on four aspects of the TopicalChat. CoAScore correlates best with human judgments across all these aspects. We highlight the highest score in bold and the second-highest score with underlines.

Metric	NAT	UND	INT	CON	AVE
<i>Rule-based metrics</i>					
BLEU	0.171	0.207	0.305	0.243	0.232
ROUGE	0.145	0.174	0.302	0.211	0.208
METEOR	0.194	0.223	0.406	0.274	0.274
<i>Machine-learned metrics</i>					
BERTScore	0.213	0.232	0.325	0.222	0.248
BARTScore	0.213	0.207	0.436	0.275	0.283
<i>Ours</i>					
LLMScore	0.514	0.410	<u>0.549</u>	0.501	0.494
CoAScore _(n=5)	<u>0.587</u>	<u>0.531</u>	0.546	0.544	<u>0.552</u>
CoAScore _(n=10)	0.571	0.530	0.507	<u>0.545</u>	0.538
CoAScore _(n=20)	0.596	0.542	0.595	0.553	0.572

to Appendix B for the comprehensive results of the multi-aspect assessments on the SummEval and TopicalChat datasets.

4.6 Analyses

Effect of Relevant Aspect Generation. To illustrate why we employ LLM to generate relevant aspects and demonstrate its effectiveness within the CoAScore framework, we compared two methods: direct aspect generation through LLM and selecting from the evaluation dataset (CoAScore_{inter}). We experimented with five aspects in the TopicalChat dataset [24], reporting Spearman correlations in Table 5. Our findings show that CoAScore_{inter} exhibits lower correlation

Table 5: Effectiveness of the Relevant Aspect Generation stage. Utilizing the relevant aspects generated by LLM as references is preferable to directly employing other aspects already present in the evaluation dataset. We highlight the highest score in bold and the second-highest score with underlines. “Red” denotes CoAScore_{inter} is better than LLM-Score while “Blue” denotes the opposite.

Metric	NAT	UND	INT	CON	OVE
LLMScore	0.514	0.410	0.549	0.501	0.592
CoAScore _{inter}	<u>0.494</u>	0.500	<u>0.566</u>	<u>0.399</u>	0.628
CoAScore _(n=5)	<u>0.587</u>	<u>0.531</u>	0.546	0.544	0.625
CoAScore _(n=10)	0.571	0.530	0.507	<u>0.545</u>	<u>0.638</u>
CoAScore _(n=20)	0.596	0.542	0.595	0.553	0.641

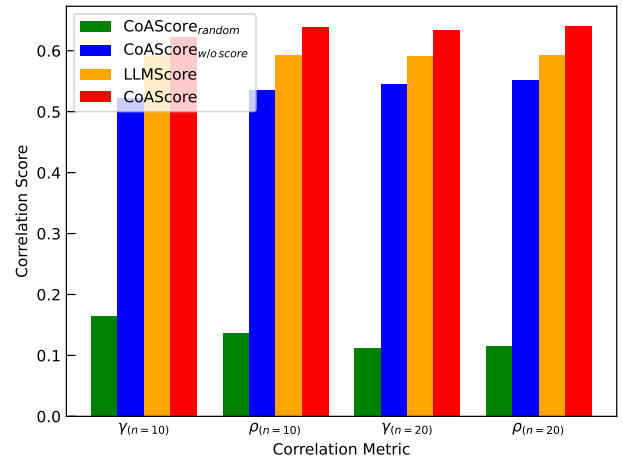


Figure 2: Effectiveness of the Relevant Aspect Scoring stage. Owing to the absence of reference scores, the performance of CoAScore_{w/o score} falls behind that of LLMScore. Furthermore, assigning random scores to relevant aspects seriously distort the evaluation of a specific aspect, resulting in the weakest correlation scores of CoAScore_{random}.

scores for several aspects (e.g. Natural and Maintains Context) compared to CoAScore, possibly due to a lack of consideration for inter-relationships between different aspects during dataset construction [24]. Furthermore, CoAScore_{inter} shows weaker correlations with human assessments across all aspect evaluations compared to CoAScore. This highlights that LLM-generated relevant aspects are more conducive to LLM itself in making evaluation judgments. Additionally, as CoAScore can automatically generate various relevant aspects, the differences between the two approaches become more pronounced with an increasing number of relevant aspects, underscoring the significance of integrating LLM-generated relevant aspects into the CoAScore framework.

Effect of Relevant Aspect Scoring. To test whether the scores of relevant aspects do help the evaluation of the target aspect, we conduct an additional experiment with two variants of CoAScore,

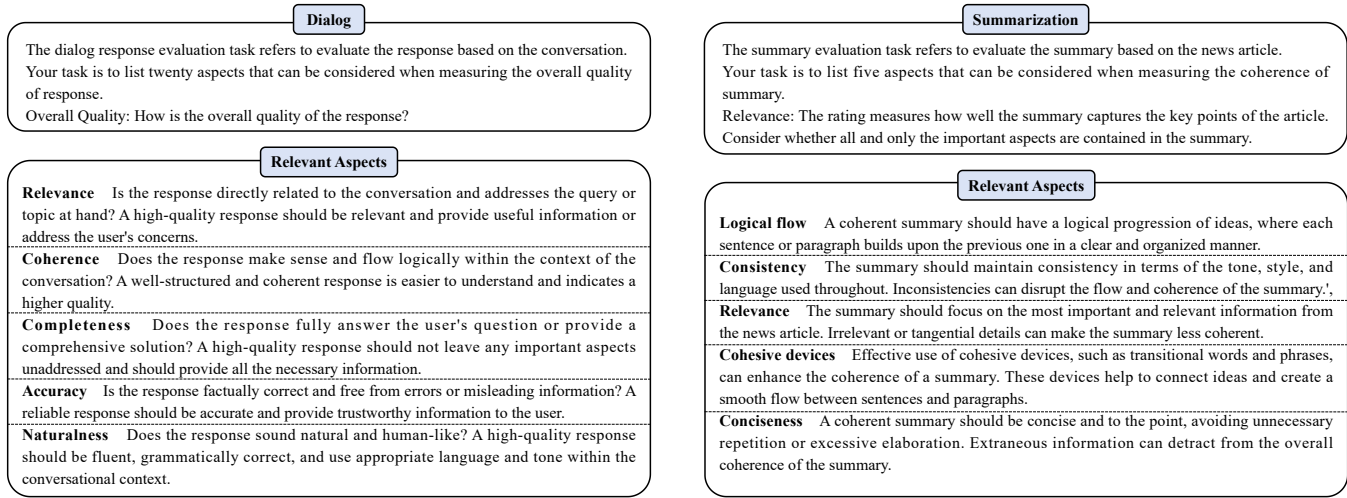


Figure 3: Examples of Relevant Aspect Generation in evaluating the overall quality of dialogue responses and the coherence of summaries. Each one provides five relevant aspects as references to help the target aspect evaluation.

Table 6: Effectiveness of the Chain-of-Aspects Scoring stage. LLM improves evaluation accuracy by utilizing relevant aspect scores instead of directly averaging various scores. $CoAScore_{average}$ vs $CoAScore$: Red denotes better, Blue signifies worse. AC means the count of relevant aspects.

Metric	AC	OpenMEVA		
		γ	ρ	τ
$CoAScore_{average}$	5	0.316	0.315	0.238
$CoAScore$	5	0.295	0.316	0.237
$CoAScore_{average}$	10	0.388	0.410	0.300
$CoAScore$	10	0.408	0.414	0.304
$CoAScore_{average}$	20	0.402	0.401	0.288
$CoAScore$	20	0.414	0.411	0.315

compare both with LLMscore and CoAScore in evaluating the overall quality of the TopicalChat dataset [24], measured by Pearson [26] and Spearman [40], as shown in Figure 2. The CoAScore without reference scores is termed $CoAScore_{w/o\ score}$. We find that without scores, $CoAScore_{w/o\ score}$ performs lower than LLMscore, proving the importance of reference scores for CoAScore. The CoAScore with randomized reference scores is termed $CoAScore_{random}$. We observe that $CoAScore_{random}$ correlates worst with human judgments, which means that randomly assigned scores of relevant aspects can even mislead LLM-based evaluation assessments, resulting in diminished correlation with human judgments. Furthermore, as the number of relevant aspects increases (from 10 to 20), introducing random perturbations to aspect scores exacerbates the decline in correlation with manual evaluation. This underscores the scores of relevant aspects do play an important role in the evaluation and it is crucial to derive accurate reference scores in the proposed CoAScore framework.

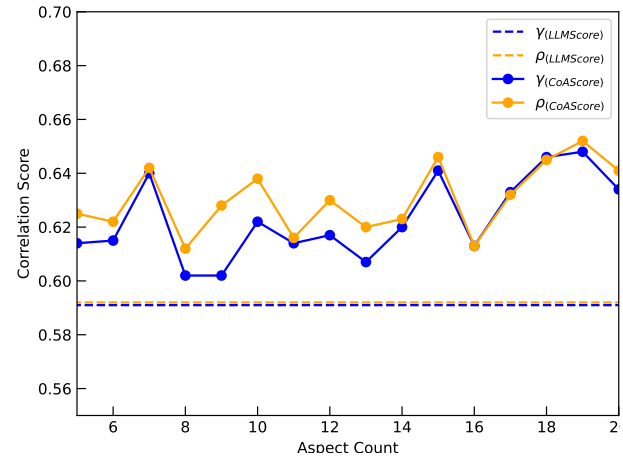


Figure 4: Effectiveness of various relevant aspect numbers. As the number of relevant aspects increases, the correlation scores of CoAScore is generally improved and always better than the ones of LLMscore.

Effect of Chain-of-Aspects Scoring. To assess the need for LLM to reference relevant aspect scores for final evaluation results, we devised an alternative approach, $CoAScore_{average}$, which directly averages multiple relevant aspect scores, omitting the "chain-of-aspect scoring" in CoAScore (Stage 3). We compared CoAScore and $CoAScore_{average}$ across 5, 10, and 20 aspects in the OpenMEVA dataset [11], reporting Pearson, Spearman, and Kendall-Tau correlation scores in Table 6. In most cases, CoAScore achieves higher correlation scores than $CoAScore_{average}$, reinforcing the effectiveness of LLM incorporating various relevant aspect scores for assessments. Notably, as the number of relevant aspects increased, CoAScore's advantage over $CoAScore_{average}$ in correlation scores became more pronounced, highlighting the importance of LLM

Table 7: Example from the TopicalChat dataset. 'Red' denotes the better correlation whereas 'Blue' denotes the wrong one. CoAScore scores align with human judgments.

Conversation				
A: Hi , how are you?				
B: I am good, thank you. I enjoy travel. Do you?				
A: I do but I am a worrying traveler. Where is the best place you have been to?				
B: I have not been out of the country but several places in the country. I like chicago a lot. Did you know that all of japans highways are tolls?				
...				
A: Can you imagine the movie speed on that bus!!!! holy smokes!				
B: Ha ha, yes that would change that movie quite a bit. Back to iceland , most don't have cars and travel between towns by flight!				
A: Really. Seems a little overkill but what do i know... I want to go there and see the northern lights some day.				
B: That would be a beautiful sight. Off topic but how do you feel about sharks?				
A: I'm for em!				
B: They are very interesting. Did you know that they don't have rib cages?				
Response				
Wow really? So their heart is unprotected?				
Relevant Aspect Scores				
Relevance: 5.0	Coherence: 5.0	Completeness: 4.0	Accuracy: 5.0	Naturalness: 5.0
Overall Quality Score				
LLMScore: 3.0	CoAScore: 5.0			Human: 5.0

incorporating these scores into its deliberations for evaluation, beyond simple averaging.

Effect of Relevant Aspect Count. To demonstrate the robustness of CoAScore concerning the count of relevant aspects, we vary the number of aspects (ranging from 5 to 20) in computing the CoAScore. We experiment on the overall quality of the TopicalChat dataset [24], using Pearson and Spearman correlation measures [26, 40]. Experimental results in Figure 4 show that irrespective of the number of aspects, the correlation scores between CoAScore and human judgments consistently surpass those of the LLMscore. This finding demonstrates the robustness of CoAScore regarding the number of relevant aspects. Moreover, our findings indicate that as the number of relevant aspects increases, although minor performance fluctuations occur within different intervals, the overall correlation slightly increases, which indicates a potential benefit of leveraging more comprehensive knowledge.

Case Study. In Figure 3, we present two cases of the generated chain of aspects. For evaluating the overall quality of dialogue responses [24], CoAScore generates five relevant aspects of overall quality, namely relevance, coherence, completeness, accuracy, and naturalness, along with their corresponding descriptions. These aspects demonstrate a high correlation with overall quality. CoAScore also aids in assessing coherence in summaries [8] by generating relevant aspects like logical flow, consistency, relevance, cohesive devices, and conciseness, all strongly aligned with coherence. The LLM-generated aspects are found to be sensible and task-appropriate. These aspects largely contribute to the evaluation process, highlighting the reliable effectiveness of LLM-generated relevant aspects.

In our analysis, when there is a substantial deviation between LLMscore and human judgments in evaluating a specific aspect, CoAScore's evaluation of relevant aspects serves as a robust reference framework. This aids in the assessment of the target aspect, reducing disparities with human judgments. As illustrated in Table 7, it becomes evident that while humans award a high rating to a top-quality response, LLMscore assigns a considerably lower score. This incongruity highlights the limitations of LLMscore in appraising excellent responses. In contrast, CoAScore closely aligns with human judgments. It accomplishes this by initially generating a chain of relevant aspects, assigning scores to each aspect, and utilizing relevant aspect scores to gauge the target aspect. CoAScore's attribution of high scores to all relevant aspects contributes to a higher rating for the "Overall" aspect, thus modifying the initial outcome. For additional specific examples and detailed information, please consult Appendix C.

5 CONCLUSION AND FUTURE WORK

In this research, we present a novel LLM-based evaluation metric called CoAScore. Unlike conventional metrics that assess hypotheses' aspects individually, CoAScore generates a chain of relevant aspects for the target aspect, initially assigns scores to them, and subsequently employs this knowledge, including descriptions and scores, as references to improve the evaluation of the given aspect. Our experiments reveal that CoAScore exhibits higher correlations with human judgments than a range of unsupervised evaluation metrics. This holds true for overall quality as well as specific aspects when compared to isolated evaluations of individual aspects.

For future work, we will explore innovative strategies to improve the efficiency of CoAScore evaluations. This includes utilizing larger models to guide smaller models in scoring relevant aspects and harnessing the knowledge of relevant aspects for target aspect assessments. Additionally, we will investigate CoAScore's applicability in specific NLG evaluation tasks, such as assessing hallucinations in LLM outputs.

REFERENCES

- [1] Satanjeev Banerjee and Alon Lavie. 2005. METEOR: An automatic metric for MT evaluation with improved correlation with human judgments. In *Proceedings of the acl workshop on intrinsic and extrinsic evaluation measures for machine translation and/or summarization*. 65–72.
- [2] Asli Celikyilmaz, Elizabeth Clark, and Jianfeng Gao. 2020. Evaluation of text generation: A survey. *arXiv preprint arXiv:2006.14799* (2020).
- [3] Zhangming Chan, Lema Liu, Juntao Li, Haisong Zhang, Dongyan Zhao, Shuming Shi, and Rui Yan. 2021. Enhancing the open-domain dialogue evaluation in latent space. In *Findings of the Association for Computational Linguistics: ACL-IJCNLP 2021*. 4889–4900.
- [4] Yi Chen, Rui Wang, Haiyun Jiang, Shuming Shi, and Ruifeng Xu. 2023. Exploring the use of large language models for reference-free text quality evaluation: A preliminary empirical study. *arXiv preprint arXiv:2304.00723* (2023).
- [5] Cheng-Han Chiang and Hung-yi Lee. 2023. Can Large Language Models Be an Alternative to Human Evaluations? *arXiv preprint arXiv:2305.01937* (2023).
- [6] Jacob Devlin, Ming-Wei Chang, Kenton Lee, and Kristina Toutanova. 2018. Bert: Pre-training of deep bidirectional transformers for language understanding. *arXiv preprint arXiv:1810.04805* (2018).
- [7] Esin Durmus, He He, and Mona Diab. 2020. FEQA: A question answering evaluation framework for faithfulness assessment in abstractive summarization. *arXiv preprint arXiv:2005.03754* (2020).
- [8] Alexander R Fabbri, Wojciech Kryściński, Bryan McCann, Caiming Xiong, Richard Socher, and Dragomir Radev. 2021. Summeval: Remark evaluation. *Transactions of the Association for Computational Linguistics* 9 (2021), 391–409.
- [9] Jinlan Fu, See-Kiong Ng, Zhengbao Jiang, and Pengfei Liu. 2023. Gptscore: Evaluate as you desire. *arXiv preprint arXiv:2302.04166* (2023).
- [10] Peiyuan Gong, Xuebo Liu, Heyan Huang, and Min Zhang. 2022. Revisiting grammatical error correction evaluation and beyond. *arXiv preprint arXiv:2211.01635* (2022).
- [11] Jian Guan, Zhexiong Zhang, Zhuoer Feng, Zitao Liu, Wenbiao Ding, Xiaoxi Mao, Changjie Fan, and Minlie Huang. 2021. Openmeva: A benchmark for evaluating open-ended story generation metrics. *arXiv preprint arXiv:2105.08920* (2021).
- [12] Jessica Huynh, Cathy Jiao, Prakhar Gupta, Shikib Mehri, Payal Bajaj, Vishrav Chaudhary, and Maxine Eskenazi. 2023. Understanding the Effectiveness of Very Large Language Models on Dialog Evaluation. *arXiv preprint arXiv:2301.12004* (2023).
- [13] Tianbo Ji, Yvette Graham, Gareth JF Jones, Chenyang Lyu, and Qun Liu. 2022. Achieving reliable human assessment of open-domain dialogue systems. *arXiv preprint arXiv:2203.05899* (2022).
- [14] Maurice G Kendall. 1938. A new measure of rank correlation. *Biometrika* 30, 1/2 (1938), 81–93.
- [15] Tom Kocmi and Christian Federmann. 2023. Large language models are state-of-the-art evaluators of translation quality. *arXiv preprint arXiv:2302.14520* (2023).
- [16] Julia Kreutzer, Joshua Uyheng, and Stefan Riezler. 2018. Reliability and learnability of human bandit feedback for sequence-to-sequence reinforcement learning. *arXiv preprint arXiv:1805.10627* (2018).
- [17] Mike Lewis, Yinhan Liu, Naman Goyal, Marjan Ghazvininejad, Abdelrahman Mohamed, Omer Levy, Ves Stoyanov, and Luke Zettlemoyer. 2019. Bart: Denoising sequence-to-sequence pre-training for natural language generation, translation, and comprehension. *arXiv preprint arXiv:1910.13461* (2019).
- [18] Chin-Yew Lin. 2004. Rouge: A package for automatic evaluation of summaries. In *Text summarization branches out*. 74–81.
- [19] Yongkang Liu, Shi Feng, Daling Wang, Yifei Zhang, and Hinrich Schütze. 2023. Evaluate What You Can't Evaluate: Unassessable Generated Responses Quality. *arXiv preprint arXiv:2305.14658* (2023).
- [20] Yang Liu, Dan Iter, Yichong Xu, Shuohang Wang, Ruochen Xu, and Chenguang Zhu. 2023. GpTEval: Nlg evaluation using gpt-4 with better human alignment. *arXiv preprint arXiv:2303.16634* (2023).
- [21] Aman Madaan, Niket Tandon, Prakhar Gupta, Skyler Hallinan, Luyu Gao, Sarah Wiegreffe, Uri Alon, Nouha Dziri, Shrimai Prabhumoye, Yiming Yang, et al. 2023. Self-refine: Iterative refinement with self-feedback. *arXiv preprint arXiv:2303.17651* (2023).
- [22] François Mairesse, Milica Gasic, Filip Jurcicek, Simon Keizer, Blaise Thomson, Kai Yu, and Steve Young. 2010. Phrase-based statistical language generation using graphical models and active learning. In *Proceedings of the 48th Annual Meeting of the Association for Computational Linguistics*. 1552–1561.
- [23] Shikib Mehri and Maxine Eskenazi. 2020. Unsupervised evaluation of interactive dialog with dialogpt. *arXiv preprint arXiv:2006.12719* (2020).
- [24] Shikib Mehri and Maxine Eskenazi. 2020. USR: An unsupervised and reference free evaluation metric for dialog generation. *arXiv preprint arXiv:2005.00456* (2020).
- [25] Amirkeivan Mohtashami, Mauro Verzetti, and Paul K Rubenstein. 2023. Learning Translation Quality Evaluation on Low Resource Languages from Large Language Models. *arXiv preprint arXiv:2302.03491* (2023).
- [26] Mavuto M Mukaka. 2012. A guide to appropriate use of correlation coefficient in medical research. *Malawi medical journal* 24, 3 (2012), 69–71.
- [27] Jekaterina Novikova, Ondřej Dušek, and Verena Rieser. 2018. RankME: Reliable human ratings for natural language generation. *arXiv preprint arXiv:1803.05928* (2018).
- [28] Kishore Papineni, Salim Roukos, Todd Ward, and Wei-Jing Zhu. 2002. Bleu: a method for automatic evaluation of machine translation. In *Proceedings of the 40th annual meeting of the Association for Computational Linguistics*. 311–318.
- [29] Ricardo Rei, Craig Stewart, Ana C Farinha, and Alon Lavie. 2020. COMET: A neural framework for MT evaluation. *arXiv preprint arXiv:2009.09025* (2020).
- [30] Ananya B Sai, Akash Kumar Mohankumar, Siddhartha Arora, and Mitesh M Khapra. 2020. Improving dialog evaluation with a multi-reference adversarial dataset and large scale pretraining. *Transactions of the Association for Computational Linguistics* 8 (2020), 810–827.
- [31] Ananya B Sai, Akash Kumar Mohankumar, and Mitesh M Khapra. 2022. A survey of evaluation metrics used for NLG systems. *ACM Computing Surveys (CSUR)* 55, 2 (2022), 1–39.
- [32] Thibault Sellam, Dipanjan Das, and Ankur P Parikh. 2020. BLEURT: Learning robust metrics for text generation. *arXiv preprint arXiv:2004.04696* (2020).
- [33] Zhengliang Shi, Weiwei Sun, Shuo Zhang, Zhen Zhang, Pengjie Ren, and Zhaochun Ren. 2023. RADE: Reference-Assisted Dialogue Evaluation for Open-Domain Dialogue. In *Proceedings of the 61st Annual Meeting of the Association for Computational Linguistics (Volume 1: Long Papers)*. 12856–12875.
- [34] Koustuv Sinha, Prasanna Parthasarathi, Jasmine Wang, Ryan Lowe, William L Hamilton, and Joelle Pineau. 2020. Learning an unreferenceed metric for online dialogue evaluation. *arXiv preprint arXiv:2005.00583* (2020).
- [35] Guy Tevet and Jonathan Berant. 2020. Evaluating the evaluation of diversity in natural language generation. *arXiv preprint arXiv:2004.02990* (2020).
- [36] Jiaan Wang, Yunlong Liang, Fandong Meng, Haoxiang Shi, Zhixu Li, Jinan Xu, Jianfeng Qu, and Jie Zhou. 2023. Is chatgpt a good nlg evaluator? a preliminary study. *arXiv preprint arXiv:2303.04048* (2023).
- [37] Jason Wei, Xuezhi Wang, Dale Schuurmans, Maarten Bosma, Fei Xia, Ed Chi, Quoc V Le, Denny Zhou, et al. 2022. Chain-of-thought prompting elicits reasoning in large language models. *Advances in Neural Information Processing Systems* 35 (2022), 24824–24837.
- [38] Wenda Xu, Danqing Wang, Liangming Pan, Zhenqiao Song, Markus Freitag, William Yang Wang, and Lei Li. 2023. Instructscore: Towards explainable text generation evaluation with automatic feedback. *arXiv preprint arXiv:2305.14282* (2023).
- [39] Weizhe Yuan, Graham Neubig, and Pengfei Liu. 2021. Bartscore: Evaluating generated text as text generation. *Advances in Neural Information Processing Systems* 34 (2021), 27263–27277.
- [40] Jerrold H Zar. 2005. Spearman rank correlation. *Encyclopedia of biostatistics* 7 (2005).
- [41] Tianyi Zhang, Varsha Kishore, Felix Wu, Kilian Q Weinberger, and Yoav Artzi. 2019. Bertscore: Evaluating text generation with bert. *arXiv preprint arXiv:1904.09675* (2019).
- [42] Wayne Xin Zhao, Kun Zhou, Junyi Li, Tianyi Tang, Xiaolei Wang, Yupeng Hou, Yingqian Min, Beichen Zhang, Junjie Zhang, Zican Dong, et al. 2023. A survey of large language models. *arXiv preprint arXiv:2303.18223* (2023).
- [43] Ming Zhong, Yang Liu, Da Yin, Yuning Mao, Yizhu Jiao, Pengfei Liu, Chenguang Zhu, Heng Ji, and Jiawei Han. 2022. Towards a unified multi-dimensional evaluator for text generation. *arXiv preprint arXiv:2210.07197* (2022).

A APPENDIX

A.1 Detailed CoAScore Prompts

CoAScore leverages a chain-of-aspects prompting framework to employ the knowledge of relevant aspects to measure the given aspect of hypotheses, consisting of three core components. We illustrate the LLM-based baseline metric and each component of CoAScore with the dialog response evaluation task:

LLMScore. Our self-designed LLM-based evaluation metric, which is used to compare with CoAScore, as shown in Table 8.

Relevant Aspect Generation. Before evaluating a given aspect, CoAScore preferentially generates a chain of aspects related to the target aspect as references for the final evaluation, as depicted in Table 9.

Relevant Aspect Scoring. After obtaining the relevant aspects, CoAScore scores the quality of the response in each aspect, as illustrated in Table 10.

Chain-of-Aspects Scoring. CoAScore leverages the knowledge (descriptions and scores) of relevant aspects to enhance the ability to evaluate the target aspect, as illustrated in Table 11.

A.2 Detailed Results on Multi-Aspect Datasets

Compared to Table 3 and Table 4, we list comprehensive results (Pearson, Spearman, Kendall-Tau) of our metrics and unsupervised baseline metrics on multi-aspect evaluation datasets for the following:

SummEval. Table 12 demonstrates that CoAScore exhibits stronger alignment with human assessments across the majority of aspects, with only a marginal decrease observed in the case of the consistency aspect, whether with 5, 10, or 20 relevant aspects.

TopicalChat. Table 13 showcases that CoAScore consistently shows a better alignment with human judgments across all aspects, regardless of the number of relevant aspects (5, 10, or 20).

A.3 Cases

We provide two distinct examples of different NLG evaluation tasks to validate the superior correlation between CoAScore and human judgments compared to the LLM-based baseline metric.

In Table 14, it's evident that when assessing the overall quality of a high-quality response, human evaluators assign a high score, whereas LLMScore's score is considerably lower. This discrepancy highlights LLMScore's inaccuracy in evaluating high-quality responses. Conversely, CoAScore aligns more closely with human judgments. It achieves this by initially scoring multiple relevant aspects and leveraging its knowledge to evaluate the target aspect, thus enhancing its overall quality evaluation.

Moving to Table 15, when measuring the coherence of a high-quality summary, LLMScore's score is significantly lower than the human-assigned score, leading to an erroneous judgment. CoAScore, however, scores the relevant aspects of the summary first, where it particularly excels in relevance, logical flow, and conciseness. This results in a higher score than LLMScore and demonstrates better alignment with human judgments.

Received 20 February 2007; revised 12 March 2009; accepted 5 June 2009

Table 8: LLMScore Prompt on the dialog response evaluation task. The clear task description are in bold

Input
<p>You will be given a conversation between two individuals. You will then be given one potential response for the next turn in the conversation. The response concerns an interesting fact, which will be provided as well. Your task is to rate the response on one metric.</p> <p>Evaluation Criteria: Overall Quality (1-5) How is the overall quality of the response?</p> <p>Fact: Bill murray thinks kung fu hustle is "the supreme achievement of the modern age in terms of comedy".</p> <p>Conversation: A: Morning ! are you a comedy fan? B: Morning ! yes, some of it. Have you watched anything good recently? A: Kung fu hustle . ever seen it? It 's hilarious. B: i haven't ! what is it about? Does it have bruce lee in it? A: No, it's much more recent. Steven chow directed it. Bill murray loved it too.</p> <p>Response: Yeah bill murray called it "the supreme achievement of the modern age in terms of comedy"</p> <p>Based on the conversation and the evaluation criteria for overall quality, please rate the overall quality of the response. Overall Quality Score:</p>
Output
4.0

Table 9: Relevant Aspect Generation Prompt on the dialog response evaluation task. Five relevant aspects are generated for the overall quality aspect. The clear task description and aspect names are in bold.

Input
<p>The dialog response evaluation task refers to evaluate the response based on the conversation. Your task is to list five aspects that can be considered when measuring the overall quality of response. Overall Quality: How is the overall quality of the response?</p>
Output
<p>Relevance: Is the response directly related to the conversation and addresses the query or topic at hand? A high-quality response should be relevant and provide useful information or address the user's concerns.</p> <p>Coherence: Does the response make sense and flow logically within the context of the conversation? A well-structured and coherent response is easier to understand and indicates a higher quality.</p> <p>Completeness: Does the response fully answer the user's question or provide a comprehensive solution? A high-quality response should not leave any important aspects unaddressed and should provide all the necessary information.</p> <p>Accuracy: Is the response factually correct and free from errors or misleading information? A reliable response should be accurate and provide trustworthy information to the user.</p> <p>Naturalness: Does the response sound natural and human-like? A high-quality response should be fluent, grammatically correct, and use appropriate language and tone within the conversational context.</p>

Table 10: Relevant Aspect Scoring Prompt on the dialog response evaluation task. Scoring each relevant aspect for the response. The clear task description and aspect names are in bold.

Input
<p>You will be given a conversation between two individuals. You will then be given one potential response for the next turn in the conversation. The response concerns an interesting fact, which will be provided as well. Your task is to rate the response based on the given aspects. Scores for each aspect range from 1 to 5, representing worst to best.</p> <p>Aspects: Relevance: Is the response directly related to the conversation and addresses the query or topic at hand? A high-quality response should be relevant and provide useful information or address the user’s concerns. Coherence: Does the response make sense and flow logically within the context of the conversation? A well-structured and coherent response is easier to understand and indicates a higher quality. Completeness: Does the response fully answer the user’s question or provide a comprehensive solution? A high-quality response should not leave any important aspects unaddressed and should provide all the necessary information. Accuracy: Is the response factually correct and free from errors or misleading information? A reliable response should be accurate and provide trustworthy information to the user. Naturalness: Does the response sound natural and human-like? A high-quality response should be fluent, grammatically correct, and use appropriate language and tone within the conversational context.</p> <p>Fact: Bill murray thinks kung fu hustle is "the supreme achievement of the modern age in terms of comedy".</p> <p>Conversation: A: Morning ! are you a comedy fan? B: Morning ! yes, some of it. Have you watched anything good recently? A: Kung fu hustle . ever seen it? It 's hilarious. B: i haven't ! what is it about? Does it have bruce lee in it? A: No, it's much more recent. Steven chow directed it. Bill murray loved it too.</p> <p>Response: Yeah bill murray called it "the supreme achievement of the modern age in terms of comedy"</p> <p>Based on the conversation and the aspects, please rate the response for each aspect. Provide them in JSON format, aspect as key, score as value:</p>
Output
<p>Relevance: 5.0 Coherence: 5.0 Completeness: 4.0 Accuracy: 5.0 Naturalness: 5.0</p>

Table 11: Chain-of-Aspects Scoring Prompt on the dialog response evaluation task. Leveraging the knowledge of relevant aspects to evaluate the target aspect of the response. The clear task description and aspect names are in bold.

Input
<p>You will be given a conversation between two individuals. You will then be given one potential response for the next turn in the conversation. The response concerns an interesting fact, which will be provided as well. Your task is to rate the response on one metric.</p> <p>Evaluation Criteria: Overall Quality (1-5) How is the overall quality of the response?</p> <p>Fact: Bill murray thinks kung fu hustle is "the supreme achievement of the modern age in terms of comedy".</p> <p>Conversation: A: Morning ! are you a comedy fan? B: Morning ! yes, some of it. Have you watched anything good recently? A: Kung fu hustle . ever seen it? It 's hilarious. B: i haven't ! what is it about? Does it have bruce lee in it? A: No, it's much more recent. Steven chow directed it. Bill murray loved it too.</p> <p>Response: Yeah bill murray called it "the supreme achievement of the modern age in terms of comedy"</p> <p>Before you rate the above response, some scores for different aspects of this response can help you rate the overall quality of this response: Relevance: Is the response directly related to the conversation and addresses the query or topic at hand? A high-quality response should be relevant and provide useful information or address the user's concerns. Score: 5.0 Coherence: Does the response make sense and flow logically within the context of the conversation? A well-structured and coherent response is easier to understand and indicates a higher quality. Score: 5.0 Completeness: Does the response fully answer the user's question or provide a comprehensive solution? A high-quality response should not leave any important aspects unaddressed and should provide all the necessary information. Score: 4.0 Accuracy: Is the response factually correct and free from errors or misleading information? A reliable response should be accurate and provide trustworthy information to the user. Score: 5.0 Naturalness: Does the response sound natural and human-like? A high-quality response should be fluent, grammatically correct, and use appropriate language and tone within the conversational context. Score: 5.0</p> <p>Based on the conversation, the evaluation criteria for overall quality and the scores for different aspects of the response, please rate the overall quality of the response. Overall Quality Score:</p>
Output
5.0

Table 12: Correlations between metrics and human judgments regarding various aspects on the SummEval dataset. Our proposed CoAScore exhibits stronger correlations with human judgments across most aspects. We highlight the highest score in bold and the second-highest score with underlines.

Metric	Coherence			Consistency			Fluency			Relevance		
	γ	ρ	τ	γ	ρ	τ	γ	ρ	τ	γ	ρ	τ
<i>Rule-based metrics</i>												
BLEU	0.115	0.110	0.077	0.076	0.071	0.056	0.072	0.050	0.039	0.205	0.248	0.177
ROUGE	0.183	0.172	0.121	0.159	0.142	0.112	0.122	0.113	0.087	0.268	0.270	0.193
METEOR	0.142	0.133	0.095	0.180	0.152	0.119	0.117	0.092	0.071	0.305	0.290	0.209
<i>Machine-learned metrics</i>												
BERTScore	0.308	0.293	0.207	0.151	0.125	0.098	0.182	0.139	0.108	0.370	0.362	0.261
BARTScore	0.120	0.140	0.100	0.110	0.101	0.079	0.118	0.112	0.088	0.284	0.293	0.209
<i>Ours</i>												
LLMScore	0.449	0.440	0.371	0.479	0.366	0.345	0.480	0.362	<u>0.338</u>	0.334	0.277	0.236
CoAScore _(n=5)	<u>0.491</u>	<u>0.499</u>	<u>0.397</u>	0.447	<u>0.354</u>	<u>0.303</u>	<u>0.481</u>	0.379	0.340	0.450	0.420	0.339
CoAScore _(n=10)	0.526	0.541	0.419	0.416	0.339	0.299	0.485	<u>0.367</u>	0.308	0.494	0.478	0.379
CoAScore _(n=20)	0.466	0.460	0.366	<u>0.462</u>	0.340	0.297	0.471	0.308	0.262	<u>0.451</u>	<u>0.439</u>	<u>0.368</u>

Table 13: Correlations between metrics and human judgments regarding various aspects on the TopicalChat dataset. Our proposed CoAScore exhibits stronger correlations with human judgments across all these aspects. We highlight the highest score in bold and the second-highest score with underlines.

Metric	Natural			Understandable			Interest			Context		
	γ	ρ	τ	γ	ρ	τ	γ	ρ	τ	γ	ρ	τ
<i>Rule-based metrics</i>												
BLEU	0.184	0.171	0.123	0.212	0.207	0.156	0.242	0.305	0.217	0.153	0.243	0.175
ROUGE	0.170	0.145	0.103	0.214	0.174	0.133	0.293	0.302	0.221	0.193	0.211	0.151
METEOR	0.222	0.194	0.137	0.258	0.223	0.171	0.399	0.406	0.293	0.266	0.274	0.195
<i>Machine-learned metrics</i>												
BERTScore	0.226	0.213	0.152	0.260	0.232	0.176	0.311	0.325	0.233	0.205	0.222	0.154
BARTScore	0.213	0.213	0.148	0.220	0.207	0.153	0.412	0.436	0.308	0.261	0.275	0.192
<i>Ours</i>												
LLMScore	0.493	0.514	0.426	0.387	0.410	0.367	<u>0.548</u>	<u>0.549</u>	<u>0.477</u>	0.491	0.501	0.426
CoAScore _(n=5)	0.567	<u>0.587</u>	<u>0.477</u>	<u>0.409</u>	<u>0.531</u>	<u>0.434</u>	<u>0.502</u>	0.546	0.439	<u>0.534</u>	0.544	0.426
CoAScore _(n=10)	0.541	0.571	0.457	0.405	0.530	0.432	0.432	0.507	0.420	0.530	<u>0.545</u>	<u>0.434</u>
CoAScore _(n=20)	<u>0.558</u>	0.596	0.482	0.441	0.542	0.458	0.578	0.595	0.491	0.539	0.553	0.441

Table 14: Example from the TopicalChat dataset. 'Red' denotes the better correlation whereas 'Blue' denotes the wrong one. CoAScore scores align with human judgments.

Conversation				
A: Hi , how are you?				
B: I am good, thank you. I enjoy travel. Do you?				
A: I do but I am a worrying traveler. Where is the best place you have been to?				
B: I have not been out of the country but several places in the country. I like chicago a lot. Did you know that all of japans highways are tolls?				
A: That's got ta be expensive! what's the best place in chicago? where should I go when i visit?				
B: I like the natural history museum and millennium park. Lou malnati's has amazing pizza. It is very expensive to travel in japan. It costs more than \$300 to travel across the country.				
A: That's a lot. I can not imagine having to pay that in tolls. I do like lou 's pizza. Have you been to wrigley field? I should ask first if you are a baseball fan ...				
B: I have not. We did stop outside of soldier field but didn't get to go in. Did you know that iceland has no public rail service?				
A: That's odd. Soldier field is just ok. The shedd is really good though. where else, besides chicago do you like going?				
B: I enjoyed the mountains of tennessee. They are beautiful. We got a cabin with an amazing view. I would go to a lot more places if you could get there faster. The dutch are working on that. They are creating a commuter bus that goes 160 mph. That would be great.				
A: Can you imagine the movie speed on that bus!!!! holy smokes!				
B: Ha ha, yes that would change that movie quite a bit. Back to iceland , most don't have cars and travel between towns by flight!				
A: Really. Seems a little overkill but what do i know... I want to go there and see the northern lights some day.				
B: That would be a beautiful sight. Off topic but how do you feel about sharks?				
A: I'm for em!				
B: They are very interesting. Did you know that they don't have rib cages?				
Response				
Wow really? So their heart is unprotected?				
Relevant Aspect Scores				
Relevance: 5.0	Coherence: 5.0	Completeness: 4.0	Accuracy: 5.0	Naturalness: 5.0
Overll Quality Score				
LLMScore: 3.0	CoAScore: 5.0		Human: 5.0	

Table 15: Example from the SummEval dataset. 'Red' denotes the better correlation whereas 'Blue' denotes the wrong one. CoAScore correlates better than LLMScore.

News Article				
Manchester City are keen to sign Anderlecht teenager Evangelos Patoulidis. The 14-year-old playmaker is regarded as one of the best talents to emerge from Anderlecht's youth set-up and has also attracted attention from Arsenal and Barcelona. The Belgian starlet rejected a move to Barcelona's La Masia academy when he was 12 as his family wanted him to continue his studies. He has continued to impress and City have held discussions with Anderlecht chairman Roger Vanden Stock in the hope of agreeing a compensation package. Manuel Pellegrini is looked to build for the future by snapping up hot property Evangelos Patoulidis.				
Summary				
Anderlecht are keen to sign Anderlecht teenager Evangelos Patoulidis. The 14-year-old playmaker is regarded as one of the best talents to emerge from Anderlecht's youth set-up and has also attracted attention from Arsenal and Barcelona. The Belgian starlet rejected a move to Barcelona's La Masia academy when he was 12 as his family wanted him to continue his studies.				
Relevant Aspect Scores				
Logical flow: 4.0	Consistency: 3.0	Relevance: 5.0	Cohesive devices: 3.0	Conciseness: 4.0
Overll Quality Score				
LLMScore: 2.0	CoAScore: 4.0		Human: 5.0	