

# On selecting a fraction of leaves with disjoint neighborhoods in a plane tree\*

Kolja Junginger, Ioannis Mantas, and Evanthia Papadopoulou<sup>†</sup>

Faculty of Informatics, USI Università della Svizzera italiana,  
Lugano, Switzerland

## Abstract

We present a generalization of a combinatorial result by Aggarwal, Guibas, Saxe and Shor [*Discrete & Computational Geometry*, 1989] on a linear-time algorithm that selects a constant fraction of leaves, with pairwise disjoint neighborhoods, from a binary tree embedded in the plane. This result of Aggarwal et al. is essential to the linear-time framework, which they also introduced, that computes certain Voronoi diagrams of points with a tree structure in linear time. An example is the diagram computed while updating the Voronoi diagram of points after deletion of one site. Our generalization allows that only a fraction of the tree leaves is considered, and it is motivated by linear-time Voronoi constructions for non-point sites. We are given a plane tree  $T$  of  $n$  leaves,  $m$  of which have been marked, and each marked leaf is associated with a *neighborhood* (a subtree of  $T$ ) such that any two topologically consecutive marked leaves have disjoint neighborhoods. We show how to select in linear time a constant fraction of the marked leaves having pairwise disjoint neighborhoods.

## 1 Introduction

In 1987, Aggarwal, Guibas, Saxe and Shor [1] introduced a linear-time technique to compute the Voronoi diagram of points in convex position, which

---

\*This work was supported in part by the Swiss National Science Foundation, project SNF 200021E-154387. It appears in *Discrete Applied Mathematics* [5].

<sup>†</sup>Corresponding author: evanthia.papadopoulou@usi.ch

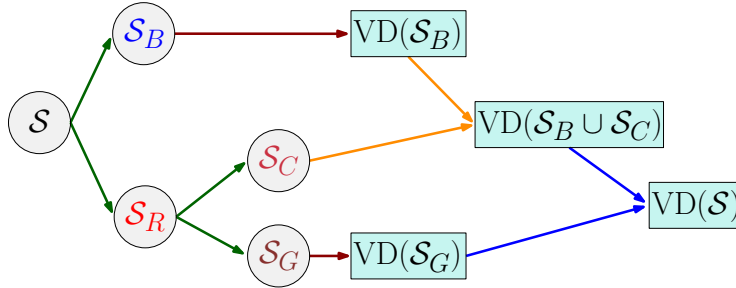


Figure 1: The divide & conquer algorithm of [1]. ( $\longrightarrow$ ) indicates the two different divide phases; ( $\longrightarrow$ ) indicates the recursive constructions; ( $\longrightarrow$ ) indicates site insertion; ( $\longrightarrow$ ) indicates merging.

can also be used to compute other Voronoi diagrams of point-sites with a tree structure such as: (1) updating a nearest-neighbor Voronoi diagram of points after deletion of one site; (2) computing the farthest-point Voronoi diagram, after the convex hull of the points is known; (3) computing an order- $k$  Voronoi diagram of points, given its order- $(k-1)$  counterpart. Since then, this framework has been used (and extended) in various ways to tackle various linear-time Voronoi constructions, including the *medial axis* of a simple polygon by Chin et al. [4], the *Hamiltonian abstract Voronoi diagram* by Klein and Lingas [8], and some *forest-like* abstract Voronoi diagrams by Bohler et al. [2]. The linear-time construction for problem (3) improves by a logarithmic factor the standard iterative construction by Lee [9] to compute the order- $k$  Voronoi diagram of point-sites, which is in turn used in different scenarios; for example, algorithms for *coverage problems* in wireless networks by So and Ye [10]. A much simpler randomized linear-time approach for problems (1)-(3) was introduced by Chew [3].

The linear-time technique of Aggarwal et al. [1] is a doubly-recursive divide-and-conquer scheme operating on an ordered set of points  $S$  whose Voronoi diagram is a tree with connected Voronoi regions. At a high level it can be described as follows, see Figure 1. In an initial divide phase, the set  $S$  is split in two sets  $\mathcal{S}_R$  (red) and  $\mathcal{S}_B$  (blue) of roughly equal size, with the property that every two consecutive red sites in  $\mathcal{S}_R$  have disjoint Voronoi regions. In a second divide phase, the set  $\mathcal{S}_R$  is split further in sets  $\mathcal{S}_C$  (crimson) and  $\mathcal{S}_G$  (garnet), so that any two sites in  $\mathcal{S}_C$  have pairwise disjoint regions in the Voronoi diagram of  $\mathcal{S}_B \cup \mathcal{S}_C$ , and the cardinality of  $\mathcal{S}_C$  is a constant fraction of the cardinality of  $\mathcal{S}_R$ . In the merge phase, the sites of

$\mathcal{S}_C$  are inserted one by one in the recursively computed Voronoi diagram of  $\mathcal{S}_B$ , deriving the Voronoi diagram of  $\mathcal{S}_C \cup \mathcal{S}_B$ , and the result is merged with the recursively computed diagram of  $\mathcal{S}_G$ .

The key factor in obtaining the linear-time complexity is that the cardinality of the set  $\mathcal{S}_C$  is a constant fraction of  $\mathcal{S}_R$ , which is  $\Theta(|\mathcal{S}|)$ , and that  $\mathcal{S}_C$  can be obtained in linear time. This is possible due to the following combinatorial result of [1] on a geometric binary tree embedded in the plane. This result is, thus, inherently used by any algorithm that is based on the linear-time framework of Aggarwal et al. A binary tree that contains no nodes of degree 2 is called *proper*.

**Theorem 1** ([1]). *Let  $\mathcal{T}$  be an unrooted (proper) binary tree embedded in the plane. Each leaf of  $\mathcal{T}$  is associated with a neighborhood, which is a (proper) subtree of  $\mathcal{T}$  rooted at that leaf; consecutive leaves in the topological ordering of  $\mathcal{T}$  have disjoint neighborhoods. Then, there exists a fixed fraction of the leaves whose neighborhoods are pairwise disjoint, they have a constant size, and no tree edge has its endpoints in two different neighborhoods. Such a set of leaves can be found in linear time.*

Overall, the time complexity of the algorithm is described by the following recursive equation and can be proved to be  $\Theta(n)$ , where  $n = |\mathcal{S}|$ .

$$\begin{aligned} T(n) &= T(|\mathcal{S}_B|) + T(|\mathcal{S}_G|) + \Theta(|\mathcal{S}_R|) + |\mathcal{S}_C| \cdot \Theta(1) + \Theta(n) \\ &= T(|\mathcal{S}_B|) + T(|\mathcal{S}_G|) + \Theta(n) \\ &= \Theta(n) \end{aligned} \quad (\text{Because } |\mathcal{S}_C| = \Theta(n))$$

It is worth understanding what Theorem 1 represents, in order to have a spherical perspective of its connection to Voronoi diagrams. An embedded tree corresponds to the graph structure of a Voronoi diagram, and leaves are the endpoints of unbounded Voronoi edges "at infinity"; see Figure 2a. The neighborhood of a leaf corresponds to the part of the diagram (of  $\mathcal{S}_B$ ) that gets deleted if a point-site is inserted there; see Figure 2b. Hence, Theorem 1 aims to select leaves with pairwise disjoint neighborhoods ( $\mathcal{S}_C$ ), as they can easily, and independently from one another, be inserted in the diagram.

For generalized sites, other than points in the plane, or for abstract Voronoi diagrams, deterministic linear-time algorithms for the counterparts of problems (1)-(3) have not been known so far. This includes the diagrams of very simple geometric sites such as line segments and circles in the Euclidean plane. A major complication over points is that the underlying diagrams have disconnected Voronoi regions. Recently Papadopoulou et al. [6, 7]

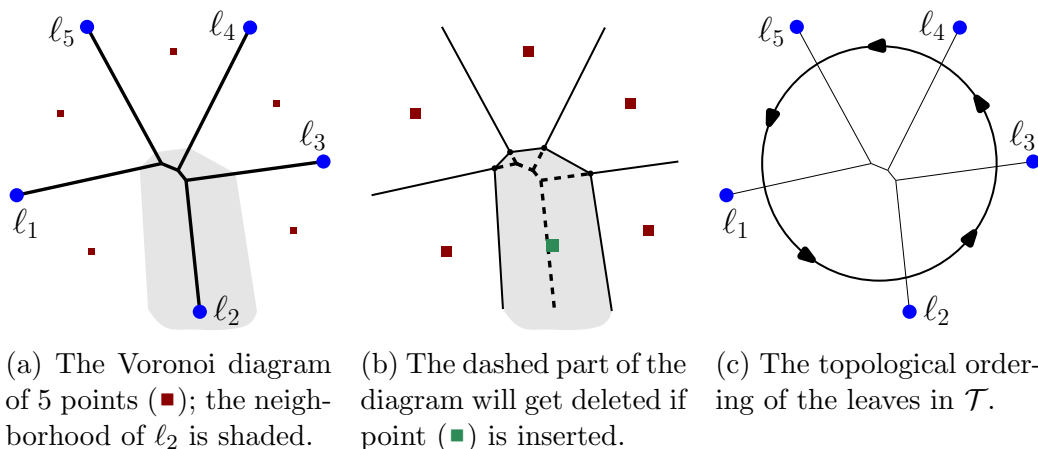
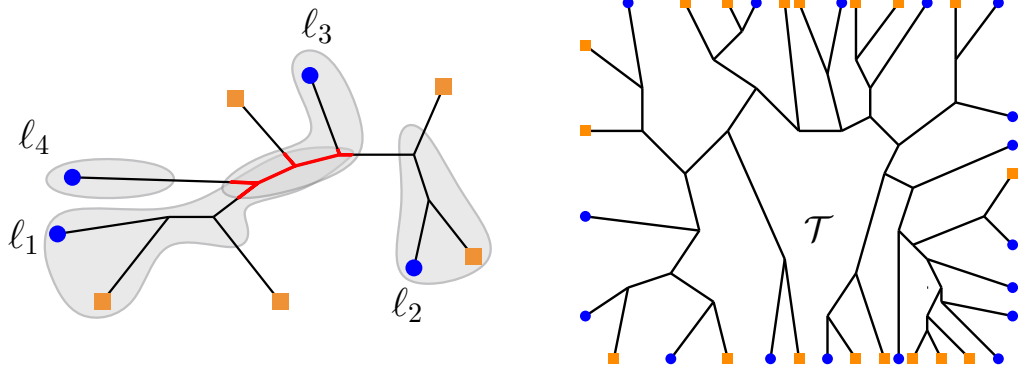


Figure 2: An embedded binary tree  $\mathcal{T}$  in the setting of Aggarwal et al. [1].

presented a randomized linear-time technique for these problems, based on a relaxed Voronoi structure, called a *Voronoi-like diagram* [6, 7]. Whether this structure can be used within the framework of Aggarwal et al., leading to deterministic linear-time constructions, remains still an open problem. Towards resolving this problem we need a generalized version of Theorem 1.

The problem is formulated as follows. We have an unrooted binary tree  $\mathcal{T}$  embedded in the plane, which corresponds to a Voronoi-like structure. Not all leaves of  $\mathcal{T}$  are eligible for inclusion in the set  $S_C$  of the linear-time framework. As in the original problem, each of the eligible leaves is associated with a neighborhood, which is a subtree of  $\mathcal{T}$  rooted at that leaf, and adjacent leaves in the topological ordering of  $\mathcal{T}$  have disjoint neighborhoods. In linear time, we need to compute a constant fraction of the eligible leaves such that their neighborhoods are pairwise disjoint. The non-eligible leaves spread arbitrarily along the topological ordering of the tree leaves. This paper addresses this problem by proving the following generalization of Theorem 1.

**Theorem 2.** *Let  $\mathcal{T}$  be an unrooted (proper) binary tree embedded in the plane having  $n$  leaves,  $m$  of which have been marked. Each marked leaf of  $\mathcal{T}$  is associated with a neighborhood, which is a proper subtree of  $\mathcal{T}$  rooted at this leaf, and any two consecutive marked leaves in the topological ordering of  $\mathcal{T}$  have disjoint neighborhoods. Then, there exist at least  $\frac{1}{10}m$  marked leaves whose neighborhoods are pairwise disjoint and no tree edge has its endpoints in two of these neighborhoods. Further, we can select at least a fraction  $p$  of these  $\frac{1}{10}m$  marked leaves in time  $O(\frac{1}{1-p}n)$ , for any  $p \in (0, 1)$ .*



(a) Neighborhoods of the marked leaves are shown shaded. The intersection of neighborhoods is highlighted with red. (b) A marked tree  $\mathcal{T}$ , which serves as an example instance for illustrating the notions of Section 2.

Figure 3: Two marked trees, where marked leaves are shown with  $(\bullet)$  and unmarked leaves are shown with  $(\blacksquare)$ .

The algorithm of Theorem 2 allows for a trade-off between the number of the returned marked leaves and its time complexity, using a parameter  $p \in (0, 1)$ . If  $p$  is constant then the algorithm returns a constant fraction of the marked leaves in  $O(n)$  time. Theorem 2 is a combinatorial result on an embedded tree, and thus, we expect it to find applications in different contexts as well.

## 2 Preliminaries

Throughout this work, we consider an unrooted binary tree  $\mathcal{T}$  of  $n$  leaves that is embedded in the plane. The tree  $\mathcal{T}$  contains no nodes of degree 2 and has the following additional properties:

- $m$  out of the  $n$  leaves of  $\mathcal{T}$  have been *marked*, and the remaining  $r = n - m$  leaves are *unmarked* (see Figure 3b).
- Every marked leaf  $\ell$  is associated with a *neighborhood*, denoted  $nh(\ell)$ , which is a subtree of  $\mathcal{T}$  rooted at  $\ell$  (see Figure 3a).
- Every two consecutive marked leaves in the topological ordering of  $\mathcal{T}$  have disjoint neighborhoods (see Figure 3a).

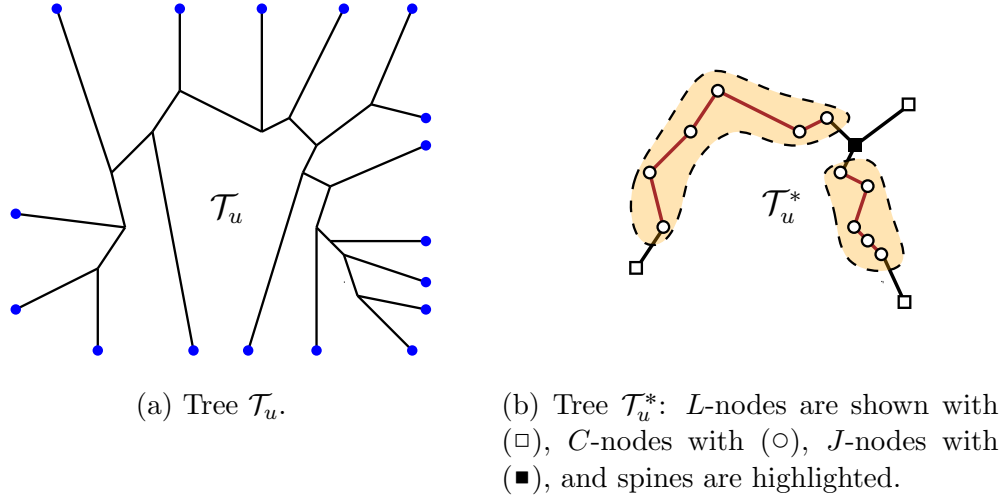


Figure 4: Illustration of Definition 1 applied to the tree  $\mathcal{T}$  of Figure 3b.

We call a binary tree  $\mathcal{T}$  that follows these properties, a *marked tree*. Given a marked tree  $\mathcal{T}$ , let  $\mathcal{T}_u$  denote the *unmarked tree* obtained by deleting all the unmarked leaves of  $\mathcal{T}$  and contracting the resulting degree-2 nodes, see Figure 4a. We apply to  $\mathcal{T}_u$  the following definition, which is extracted from the proof of Theorem 1 in [1], see Figure 4.

**Definition 1.** Let  $T$  be a proper binary tree and let  $T^*$  be the tree obtained from  $T$  after deleting all its leaves. A node  $u$  in  $T^*$  is called:

- Leaf* or  $L$ -node if  $\deg(u) = 1$  in  $T^*$ , i.e.,  $u$  neighbors two leaves in  $T$ .
- Comb* or  $C$ -node if  $\deg(u) = 2$  in  $T^*$ , i.e.,  $u$  neighbors one leaf in  $T$ .
- Junction* or  $J$ -node if  $\deg(u) = 3$  in  $T^*$ , i.e.,  $u$  neighbors no leaves in  $T$ .

A *spine* is a maximal sequence of consecutive  $C$ -nodes, which is delimited by  $J$ - or  $L$ -nodes. Each spine has two *sides* and marked leaves may lie in either side of a spine.

Let  $\mathcal{T}_u^*$ , be the tree obtained by applying Definition 1 to the unmarked tree  $\mathcal{T}_u$ . The nodes  $\mathcal{T}_u^*$  are labeled as  $L$ -,  $C$ - and  $J$ -nodes, see, e.g., Figure 4b. The labeling of nodes in  $\mathcal{T}_u^*$  is then carried back to their corresponding nodes in the original marked tree  $\mathcal{T}$  obtaining a *marked tree  $\mathcal{T}$  with labels*, see Figure 6. Some nodes in  $\mathcal{T}$  remain unlabeled, see, e.g., node  $u$  in Figure 6.

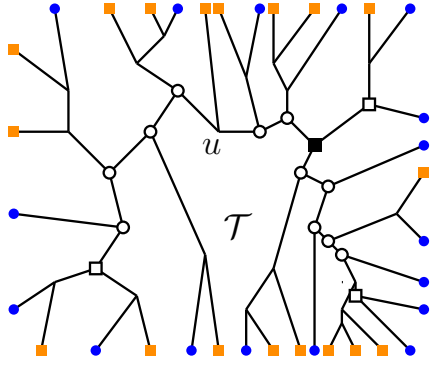


Figure 5: The marked tree  $\mathcal{T}$  of Figure 3b with labels ( $\circ$ ,  $\square$ ,  $\blacksquare$ ). Node  $u$  is not labeled.

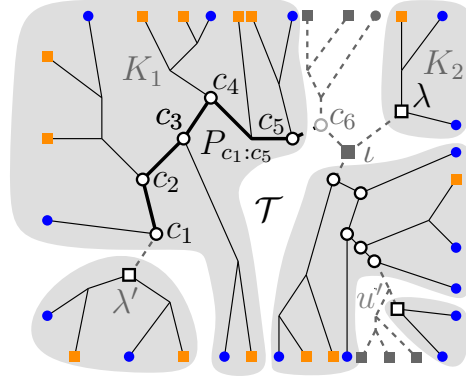


Figure 6: The components of  $\mathcal{T}$  shown shaded. The dashed parts do not belong to any component.

**Definition 2.** Given a marked tree  $\mathcal{T}$  with labels we define the following two types of *components*:

- a) *L-component*: an *L*-node  $\lambda$  defines an *L*-component that consists of  $\lambda$  union the two subtrees of  $\mathcal{T}$  that are incident to  $\lambda$  and contain no labeled node, see, e.g.,  $K_2$  in Figure 6. The *L*-component contains exactly the two marked leaves that labeled  $\lambda$ .
- b) *5-component*: a group of five successive *C*-nodes  $c_i, \dots, c_{i+4}$  on a spine defines a 5-component that consists of the path  $P_{c_i:c_{i+4}}$  from  $c_i$  to  $c_{i+4}$  (which may contain unlabeled nodes) union the subtrees of  $\mathcal{T}$ , which are incident to the nodes of  $P_{c_i:c_{i+4}}$  and contain no labeled node, see, e.g.,  $K_1$  in Figure 6. Nodes  $c_i$  and  $c_{i+4}$  are referred to as the *extreme nodes* of  $K$ . The 5-component contains exactly the five marked leaves, which labeled the five *C*-nodes.

Each spine is partitioned into consecutive groups of 5-components and at most four remaining *ungrouped C-nodes*.

Figure 5 and Figure 6 illustrates these definitions. The tree  $\mathcal{T}$  has three *L*-components and two 5-components which are indicated shaded in Figure 6. The 5-component  $K_1$  contains the path  $P_{c_1:c_5}$  from  $c_1$  to  $c_5$ , which is shown in thick black lines, and contains one unlabeled node. Node  $c_6$  is an *ungrouped C-node*. Figure 6 also illustrates a spine consisting of the *C*-nodes

$c_1, c_2, c_3, c_4, c_5, c_6$ . The spine is delimited by the  $L$ -node  $\lambda'$  and the  $J$ -node  $\iota$ ; it has five marked leaves from one side and one marked leaf from the other.

**Observation 1.** *The components of  $\mathcal{T}$  are pairwise vertex disjoint. Every  $L$ -component contains exactly two marked leaves and every 5-component contains exactly five marked leaves.*

Among the components of  $\mathcal{T}$  there may be subtrees of  $\mathcal{T}$  consisting of unlabeled nodes and unmarked leaves that may be arbitrarily large. These subtrees hang off any unlabeled nodes and ungrouped  $C$ -nodes. For example, in Figure 6, node  $u'$  is unlabeled and the gray dotted subtree incident to it consists solely of unmarked leaves and unlabeled nodes that do not belong to any component.

### 3 Existence of leaves with pairwise disjoint neighborhoods

Aggarwal et al. [1] showed that for every eight ungrouped  $C$ -nodes in  $\mathcal{T}_u$  there exists at least one  $L$ -node. Their argument holds for the marked tree  $\mathcal{T}$  as well, which is described in the following lemma for completeness.

**Lemma 1.** *For every eight ungrouped  $C$ -nodes in  $\mathcal{T}$  there exists at least one  $L$ -component.*

*Proof.* We count the  $L$ -nodes of  $\mathcal{T}$  using the tree  $\mathcal{T}_u^*$  following the argument of [1]. Let  $k$  be the number of leaves in  $\mathcal{T}_u^*$ , which also equals the number of  $L$ -nodes in  $\mathcal{T}$ . Contracting all degree-2 vertices in  $\mathcal{T}_u^*$  yields a binary tree  $\mathcal{T}_b^*$ , which has the same leaves as  $\mathcal{T}_u^*$ . Since  $\mathcal{T}_b^*$  is an unrooted binary tree with  $k$  leaves, it has  $2k - 2$  nodes and  $2k - 3$  edges. Every edge in  $\mathcal{T}_b^*$  corresponds to at most one spine in  $\mathcal{T}_u^*$  and in every spine there are at most four ungrouped  $C$ -nodes. Thus,

$$|\text{ungrouped } C\text{-nodes}| \leq 4|\text{spines}| \leq 4 \cdot (2k - 3) < 8|L\text{-nodes}|,$$

where  $|\cdot|$  denotes cardinality. So, there exists at least one  $L$ -node for every eight ungrouped  $C$ -nodes, and an  $L$ -node corresponds to exactly one  $L$ -component.  $\square$



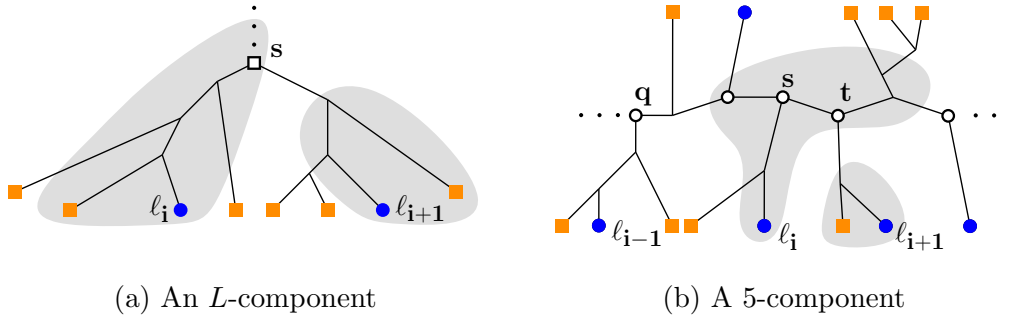


Figure 7: Marked leaves with their neighborhoods shaded. The neighborhood  $nh(\ell)$  is confined to the component in both cases.

The following lemmata establish that there exists a constant fraction of the marked leaves, which have pairwise disjoint neighborhoods. The counting arguments follow those in [1] while they are further enhanced to account for the unmarked leaves, which are arbitrarily distributed among the marked leaves. We say that the neighborhood  $nh(\ell)$  of a marked leaf  $\ell$  is *confined to a component*  $K$  if it is a subtree of  $K$ .

**Lemma 2.** *In every component  $K$ , there exists a marked leaf  $\ell \in K$  whose neighborhood is confined to  $K$ . This neighborhood may contain no  $L$ -node and no extreme  $C$ -node.*

*Proof.* Let  $K$  be an  $L$ -component and let  $s$  be the  $L$ -node that defines  $K$ . Let  $\ell_i$  and  $\ell_{i+1}$  be the two marked leaves of  $K$ . Since the neighborhoods  $nh(\ell_i)$  and  $nh(\ell_{i+1})$  are disjoint, at least one of them cannot contain  $s$ . This neighborhood is, thus, entirely contained in the relevant subtree rooted at  $s$ , see Figure 7a, and contains no labeled node.

Let  $K$  be a 5-component. Since a 5-component has two sides, at least three out of the five marked leaves of the component must lie on the same side of  $K$ , call them  $\ell_{i-1}, \ell_i$  and  $\ell_{i+1}$ . Let  $q, s$ , and  $t$  be their corresponding  $C$ -nodes, i.e., the first  $C$ -nodes in  $K$  reachable from  $\ell_{i-1}, \ell_i$ , and  $\ell_{i+1}$ , respectively, see Figure 7b. There are three cases. If  $t \in nh(\ell_i)$ , then  $t \notin nh(\ell_{i+1})$  (since the two neighborhoods are disjoint), and thus,  $nh(\ell_{i+1})$  is confined to the subtree of  $t$  that contains  $\ell_{i+1}$ . Similarly, if  $q \in nh(\ell_i)$ , then  $q \notin nh(\ell_{i-1})$ , so  $nh(\ell_{i-1})$  is confined to the subtree of  $q$  containing  $\ell_{i-1}$ . If neither  $q$  nor  $t$  are in  $nh(\ell_i)$ , then clearly  $nh(\ell_i)$  is confined to  $K$ . In all cases the confined neighborhood cannot contain neither  $q$  nor  $t$ . So, at least one of the five

marked leaves must have a neighborhood confined to  $K$  and this neighborhood cannot contain the extreme  $C$ -nodes in  $K$ .  $\square$

**Lemma 3.** *Let  $\mathcal{T}$  be a marked tree with  $m$  marked leaves. At least  $\frac{1}{10}m$  marked leaves must have pairwise disjoint neighborhoods such that no tree edge may have its endpoints in two different neighborhoods.*

*Proof.* Every spine of  $\mathcal{T}$  has up to four ungrouped  $C$ -nodes. By Lemma 1, there exists at least one  $L$ -component for every eight ungrouped  $C$ -nodes. By Lemma 2, every component of  $\mathcal{T}$  has at least one marked leaf whose neighborhood is confined to the component. So, overall, at least  $\frac{1}{5}$  of the marked leaves from each 5-component and at least  $\frac{1}{10}$  marked leaves of the remaining nodes, which label ungrouped  $C$ -nodes or  $L$ -nodes, have a confined neighborhood. The components are pairwise disjoint, so at least  $\frac{1}{10}$  marked leaves have pairwise disjoint neighborhoods. Furthermore, confined neighborhoods do not contain any  $L$ -node or extreme  $C$ -node, as shown in Lemma 2. Thus, no tree edge may have its endpoints in two different neighborhoods.  $\square$

We remark that the neighborhoods implied by Lemma 3 may not contain any  $L$ -node nor any extreme  $C$ -node. We also remark that these neighborhoods need not be of constant complexity as their counterparts in [1] are. These neighborhoods may have complexity  $\Theta(r)$ , where  $r = n - m$  is the number of unmarked leaves. Since  $r$  may be  $\Theta(n)$ , this poses a challenge on how we can select these leaves efficiently.

## 4 Selecting leaves with pairwise disjoint neighborhoods

Given a marked tree  $\mathcal{T}$  with  $m$  marked leaves, we have already established the existence of  $\frac{1}{10}m$  marked leaves that have pairwise disjoint neighborhoods. In this section, we present an algorithm to select a fraction  $p$  of these leaves, i.e.,  $\frac{p}{10}m$  marked leaves with pairwise disjoint neighborhoods, in time  $O(\frac{1}{1-p}n)$ , where  $0 < p < 1$ .

The main challenge over the algorithm of [1] is that the  $r$  unmarked leaves are arbitrarily distributed among the  $m$  marked leaves, and thus, the components of  $\mathcal{T}$  and the neighborhoods of the marked leaves may have complexity  $\Theta(r)$ . If for each component we spend time proportional to its

size, then the time complexity of the algorithm will be  $\Theta(mr)$ , i.e.,  $\Theta(n^2)$  if  $r, m \in \Theta(n)$ .

To keep the complexity of the algorithm linear, we spend time up to a predefined number of steps in each component depending on the ratio  $c = \lceil \frac{r}{m} \rceil$  and the trade-off parameter  $p \in (0, 1)$ . Our algorithm guarantees to find at least a fraction  $p$  of the possible  $\frac{1}{10}m$  marked leaves in time  $O(\frac{1}{1-p}n)$ . We first present a series of results necessary to establish the correctness of the approach and then describe the algorithm.

Let  $\ell_1, \dots, \ell_m$  be the marked leaves in  $\mathcal{T}$  ordered in a counterclockwise topological ordering. Let the *interval*  $(\ell_i, \ell_{i+1})$  denote the set of unmarked leaves between  $\ell_i$  and  $\ell_{i+1}$  in the same order. The *interval tree* of  $(\ell_i, \ell_{i+1})$ , denoted  $T_{(\ell_i, \ell_{i+1})}$ , is the minimal subtree of  $\mathcal{T}$  that contains the marked leaves  $\ell_i$  and  $\ell_{i+1}$ , including the unmarked leaves in  $(\ell_i, \ell_{i+1})$ , see Figure 8b. We show the following *pigeonhole lemma* involving unmarked leaves and intervals.

**Lemma 4.** *Suppose that  $r$  items (unmarked leaves) are distributed in  $k \geq m$  containers (intervals), and let  $c = \lceil \frac{r}{m} \rceil$ . For any natural number  $x \leq r$ , let  $k_x$  denote the number of containers that contain more than  $x$  items. Then  $k_x \leq \frac{cm}{x+1}$ .*

*Proof.* Each of the  $k_x$  containers contains at least  $x+1$  items. Thus,

$$k_x(x+1) \leq r \Rightarrow k_x \leq \frac{r}{x+1}. \quad (1)$$

$$c = \lceil \frac{r}{m} \rceil \Rightarrow c \geq \frac{r}{m} \Rightarrow r \leq cm \quad (2)$$

$$(1) \stackrel{(2)}{\implies} k_x \leq \frac{cm}{x+1} \quad (3)$$

For a component  $K$ , let  $\delta_K$  denote the maximum number of topologically consecutive unmarked leaves in  $K$ . The unmarked leaves counted in  $\delta_K$  belong to some interval  $(\ell_i, \ell_{i+1})$ .

**Lemma 5.** *Let  $K$  be a component of  $\mathcal{T}$  and let  $\ell_i$  be a marked leaf whose neighborhood  $nh(\ell_i)$  is confined to  $K$ .*

- a) *If  $K$  is an  $L$ -component, then  $nh(\ell_i)$  has at most  $4\delta_K$  nodes.*
- b) *If  $K$  is a 5-component, then  $nh(\ell_i)$  has at most  $10\delta_K$  nodes.*

*Proof.* Let  $K$  be an  $L$ -component whose  $L$ -node is  $s$ , see Figure 8a. Since  $nh(\ell_i)$  is confined to  $K$  then  $s \notin nh(\ell_i)$ . Thus,  $s$  disconnects  $nh(\ell_i)$  from the

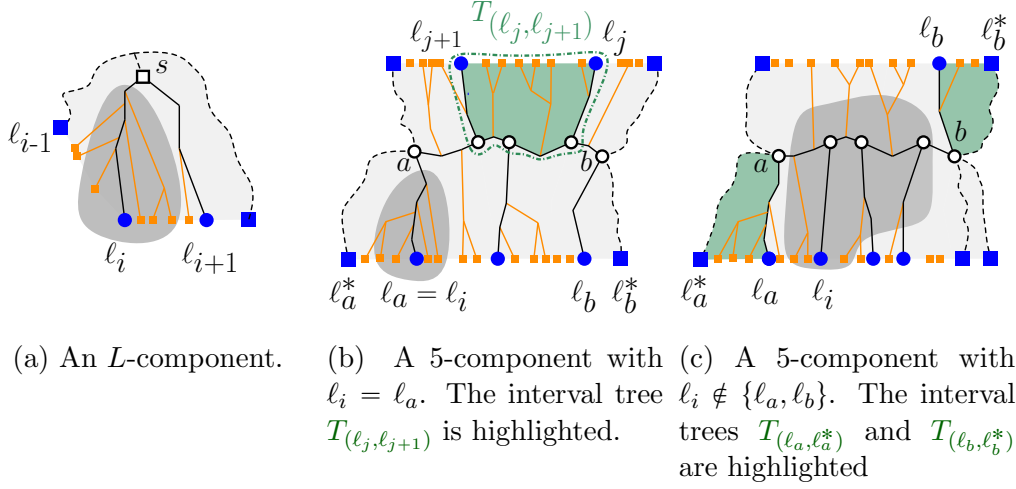


Figure 8: Illustration of a component  $K$  in different settings for the proof of Lemma 5. The neighborhood  $nh(\ell_i)$  is shaded gray. Marked leaves of  $K$  are indicated with  $(\bullet)$  and the other marked leaves with  $(\blacksquare)$ .

rest of  $\mathcal{T}$ , making  $nh(\ell_i)$  disjoint from any interval tree, other than  $T_{(\ell_{i-1}, \ell_i)}$  and  $T_{(\ell_i, \ell_{i+1})}$ . Hence,  $nh(\ell_i)$  contains at most  $2\delta_K + 1$  leaves, and since it is a proper binary tree, it can have at most  $4\delta_K$  nodes in total.

Suppose  $K$  is a 5-component. Since  $K$  contains exactly five marked leaves, there can be at most seven interval trees that may share a node with  $K$ . Let  $a$  and  $b$  be the two extreme  $C$ -nodes of  $K$  and let  $\ell_a$  and  $\ell_b$  be their corresponding marked leaves, which labeled  $a$  and  $b$  as  $C$ -nodes. Let  $\ell_a^*$  (resp.  $\ell_b^*$ ) be the neighboring marked leaf of  $\ell_a$  (resp.  $\ell_b$ ) in the topological ordering of the marked leaves, which does not belong to  $K$ . Refer to Figure 8b and Figure 8c. Neighborhood  $nh(\ell_i)$  is confined to  $K$ , thus,  $a, b \notin nh(\ell_i)$ . If  $\ell_i = \ell_a$  (resp.  $\ell_i = \ell_b$ ) the  $C$ -node  $a$  (resp.  $b$ ), disconnects  $nh(\ell_i)$  from the rest of  $\mathcal{T}$ . Thus,  $nh(\ell_i)$  has a node in common with only two interval trees,  $T_{(\ell_{i-1}, \ell_i)}$  and  $T_{(\ell_i, \ell_{i+1})}$ , see Figure 8b. If  $\ell_i \notin \{\ell_a, \ell_b\}$ , then nodes  $a$  and  $b$  disconnect  $nh(\ell_i)$  from the rest of  $\mathcal{T}$ , thus,  $nh(\ell_i)$  is disjoint from both  $T_{(\ell_a, \ell_a^*)}$  and  $T_{(\ell_b, \ell_b^*)}$ , see Figure 8c. Then  $nh(\ell_i)$  may have a node in common with at most five out of the seven interval trees that could be related to  $K$ . Concluding,  $nh(\ell_i)$  has at most  $5\delta_K + 1$  leaves, and since it is a proper binary tree, it has at most  $10\delta_K$  nodes overall.  $\square$

For each component  $K$  we define a so-called *representative leaf* and at

most two *delimiting nodes*. These are used by our algorithm to identify a confined neighborhood within the component.

**Definition 3.** For a component  $K$ , we define its *representative leaf* and *delimiting nodes* as follows:

- a) If  $K$  is an  $L$ -component, there is one *delimiting node*, which is its  $L$ -node. The *representative leaf* is the first marked leaf of  $K$  in the topological ordering of leaves. In Figure 7a,  $\ell_i$  is the representative leaf and  $s$  is the delimiting node.
- b) If  $K$  is a 5-component, consider the side of  $K$  containing at least three marked leaves. The *representative leaf* is the second leaf among these three leaves in the topological ordering. The *delimiting nodes* are the  $C$ -nodes defined by the other two leaves in the same side. In Figure 7b,  $\ell_i$  is the representative leaf and  $q, t$  are the delimiting nodes.

Our algorithm takes as input a marked tree  $\mathcal{T}$  and a parameter  $p \in (0, 1)$ , and returns  $\frac{p}{10}m$  marked leaves that have pairwise disjoint neighborhoods. A pseudocode description is given in Algorithm 1. The algorithm iterates over all the components of  $\mathcal{T}$ , and selects at most one marked leaf for each component.

For each component  $K$ , the algorithm first identifies its representative leaf and delimiting nodes (lines 6,13), and then traverses the neighborhood of the representative leaf performing a depth-first-search in the component up to a predefined number of steps (lines 7,14). If, while traversing the neighborhood, a delimiting node is detected (lines 8,15,17), then a marked leaf is selected (lines 9,16,18), following the case analysis of Lemma 2. If the entire neighborhood is traversed within the allowed number of steps without detecting a delimiting node (lines 10,19), then the representative leaf is selected (lines 11,20). Otherwise,  $K$  is abandoned and the algorithm proceeds to the next component.

**Lemma 6.** *Algorithm 1 returns at least  $\frac{p}{10}m$  marked leaves with pairwise disjoint neighborhoods such that no tree edge has its endpoints in two different neighborhoods.*

*Proof.* Let  $K$  be a component. The algorithm traverses the neighborhood of the representative leaf  $\ell_i$  and takes a decision after at most  $4z$ , or  $10z$ , steps. In Lemma 5, we proved that if  $nh(\ell_i)$  is confined,  $nh(\ell_i)$  has at most

---

**Algorithm 1:** Selecting leaves with pairwise disjoint neighborhoods.

---

**Input** : A marked tree  $\mathcal{T}$  with  $n = r + m$  leaves and a parameter  $p \in (0, 1)$ .

**Output:** A set  $sol$  of marked leaves.

```

1 Obtain the labeling of  $\mathcal{T}$ ;
2 Partition  $\mathcal{T}$  into components as indicated in Definition 2;
3  $sol \leftarrow \emptyset$ ;  $c \leftarrow \left\lceil \frac{r}{m} \right\rceil$ ;  $z \leftarrow \left\lceil \frac{10c}{1-p} \right\rceil - 1$ ;
4 for each component  $K$  of  $\mathcal{T}$  do
5   if  $K$  is an  $L$ -component then
6      $\ell_i \leftarrow$  representative leaf;  $s \leftarrow$  delimiting node;
7     for at most  $4z$  steps traverse  $nh(\ell_i)$ 
8       if  $s$  is visited then
9          $sol \leftarrow sol \cup \{\ell_{i+1}\}$ ; break;
10      if  $nh(\ell_i)$  is traversed and  $s$  is not visited then
11         $sol \leftarrow sol \cup \{\ell_i\}$ ;
12    else if  $K$  is a 5-component then
13       $\ell_i \leftarrow$  representative leaf,  $q, t \leftarrow$  delimiting nodes;
14      for at most  $10z$  steps traverse  $nh(\ell_i)$ 
15        if  $q$  is visited then
16           $sol \leftarrow sol \cup \{\ell_{i-1}\}$ ; break;
17        if  $t$  is visited then
18           $sol \leftarrow sol \cup \{\ell_{i+1}\}$ ; break;
19        if  $nh(\ell_i)$  is traversed and  $q, t$  are not visited then
20           $sol \leftarrow sol \cup \{\ell_i\}$ ;
21 return  $sol$ ;
```

---

$4\delta_K$ , or  $10\delta_K$ , nodes. Hence, if  $\delta_K \leq z$ , the algorithm will succeed to select a marked leaf from  $K$ , because either  $nh(\ell_i)$  is confined to  $K$ , and thus, the entire  $nh(\ell_i)$  is traversed (lines 10-11,19-20), or else a delimiting node gets visited, and thus, the corresponding marked leaf is selected (lines 8-9,15-18). In all cases, we follow the proof of Lemma 2 and the neighborhood of the selected leaf is confined to  $K$ . Thus the selected leaf is among those counted in Lemma 3.

If on the other hand  $\delta_k > z$ , then the algorithm may fail to identify a marked leaf of  $K$ . We use the pigeonhole Lemma 4 to bound the number of

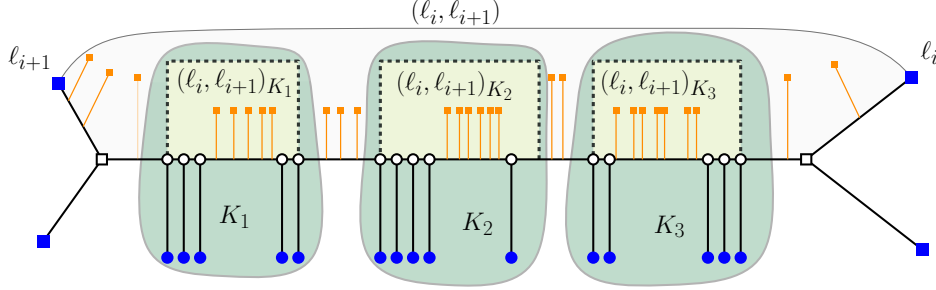


Figure 9: An interval  $(l_i, l_{i+1})$  related to three components  $K_1, K_2$  and  $K_3$ . Interval  $(l_i, l_{i+1})$  is further subdivided into three intervals  $(l_i, l_{i+1})_{K_1}, (l_i, l_{i+1})_{K_2}$  and  $(l_i, l_{i+1})_{K_3}$ .

these components. To this aim, we consider the set  $I$  of all intervals induced by the marked leaves and the component of  $\mathcal{T}$ . For an interval  $(l_i, l_{i+1})$ , which is not disjoint from  $K$ , let  $(l_i, l_{i+1})_K := (l_i, l_{i+1}) \cap K$  denote its sub-interval of unmarked leaves that belong to  $K$ , see an example in Figure 9. Let  $I_z$  be the intervals in  $I$  that contain more than  $z$  unmarked leaves. Then the algorithm may fail in at most  $|I_z|$  components.

To bound  $|I_z|$ , we use Lemma 4 for  $x = z = \left\lceil \frac{10c}{1-p} \right\rceil - 1$ . Then,

$$|I_z| \stackrel{(3)}{\leq} \frac{cm}{z+1} = \frac{cm}{\left\lceil \frac{10c}{1-p} \right\rceil - 1 + 1} \leq \frac{cm}{\frac{10c}{1-p}} = \frac{1-p}{10}m \quad (4)$$

Thus, the algorithm may fail for at most  $\frac{1-p}{10}m$  components. By Lemma 1, there exist at least  $\frac{1}{10}m$  components in  $\mathcal{T}$ , thus, the algorithm will succeed in selecting a marked leaf from at least

$$\frac{1}{10}m - |I_z| \stackrel{(4)}{\geq} \frac{1}{10}m - \frac{1-p}{10}m = m\frac{p}{10} \quad (5)$$

components, concluding the proof.  $\square$

**Lemma 7.** *Algorithm 1 has time complexity  $O(\frac{1}{1-p}n)$ .*

*Proof.* Labeling and partitioning the tree  $\mathcal{T}$  into components can be done in  $\Theta(n)$  time. Then, for each component the algorithm traverses a neighborhood performing at most  $10z = \Theta(\frac{c}{1-p})$  steps. There are  $\Theta(m)$  components, so we have  $O(\frac{c}{1-p} \cdot m)$  time complexity. Recall that  $c = \lceil \frac{r}{m} \rceil$ . If  $m = \Theta(n)$ , then

$c = \Theta(1)$ , so  $cm = \Theta(n)$ . Else if  $m = o(n)$ , then  $cm = \Theta(r) = \Theta(n)$ . In all cases, the time complexity of the algorithm is  $O(\frac{1}{1-p}n)$ .  $\square$

By combining Lemmas 3, 6 and 7 we establish (and re-state) Theorem 2.

**Theorem 2.** *Let  $\mathcal{T}$  be a marked tree of  $n$  total leaves and  $m$  marked leaves. Then there exist at least  $\frac{1}{10}m$  leaves in  $\mathcal{T}$  with pairwise disjoint neighborhoods such that no tree edge has its endpoints in two different neighborhoods. We can select at least a fraction  $p$  of these  $\frac{1}{10}m$  marked leaves in time  $O(\frac{1}{1-p}n)$ , for any  $p \in (0, 1)$ .*

If the parameter  $p \in (0, 1)$  is a constant, then the algorithm returns a constant fraction of the marked leaves and the time complexity of the algorithm is  $O(n)$ .

## References

- [1] A. Aggarwal, L. Guibas, J. Saxe, and P. Shor. A linear-time algorithm for computing the Voronoi diagram of a convex polygon. *Discrete & Computational Geometry*, 4:591–604, 1989.
- [2] C. Bohler, R. Klein, A. Lingas, and C.-H. Liu. Forest-like abstract Voronoi diagrams in linear time. *Computational Geometry*, 68:134–145, 2018.
- [3] L. P. Chew. Building Voronoi diagrams for convex polygons in linear expected time. Technical report, Dartmouth College, Hanover, USA, 1990.
- [4] F. Chin, J. Snoeyink, and C. A. Wang. Finding the medial axis of a simple polygon in linear time. *Discrete & Computational Geometry*, 21(3):405–420, 1999.
- [5] K. Junginger, I. Mantas, and E. Papadopoulou. On selecting a fraction of leaves with disjoint neighborhoods in a plane tree. *Discrete Applied Mathematics*, 319:141–148, 2022.
- [6] K. Junginger and E. Papadopoulou. Deletion in abstract Voronoi diagrams in expected linear time and related problems. *arXiv preprint arXiv:1803.05372*, 2018.



- [7] E. Khramtcova and E. Papadopoulou. An expected linear-time algorithm for the farthest-segment Voronoi diagram. *arXiv preprint arXiv:1411.2816*, 2017.
- [8] R. Klein and A. Lingas. Hamiltonian abstract Voronoi diagrams in linear time. In *Proceedings of the 5th International Symposium on Algorithms and Computation (ISAAC 1994)*, pages 11–19. Springer, 1994.
- [9] D.-T. Lee. On k-nearest neighbor Voronoi diagrams in the plane. *IEEE transactions on computers*, 100(6):478–487, 1982.
- [10] A. M.-C. So and Y. Ye. On solving coverage problems in a wireless sensor network using Voronoi diagrams. In *Proceedings of the 1st Workshop on Internet and Network Economics (WINE 2005)*, pages 584–593. Springer, 2005.