

CABBA: Compatible Authenticated Bandwidth-efficient Broadcast protocol for ADS-B

Mikaëla Ngamboé

Polytechnique Montréal Technological University, Québec, CA.

Xiao Niu

Polytechnique Montréal Technological University, Québec, CA.

Benoît Joly

Rockwell Collins, Iowa, USA.

Steven P. Biegler

Rockwell Collins, Iowa, USA.

Paul Berthier

Rhea Group, Québec, CA.

Rémi Benito

Bombardier, Québec, CA.

Greg Rice

Rockwell Collins, Iowa, USA

José M. Fernandez

Polytechnique Montréal Technological University, Québec, CA.

Gabriela Nicolescu

Polytechnique Montréal Technological University, Québec, CA.

Abstract— The Automatic Dependent Surveillance-Broadcast (ADS-B) is a surveillance technology that becomes mandatory in many airspaces. It improves safety, increases efficiency and reduces air traffic congestion by broadcasting aircraft navigation data. Yet, ADS-B is vulnerable to spoofing attacks as it lacks mechanisms to ensure the integrity and authenticity of the data being supplied. None of the existing cryptographic solutions fully meet the

(Corresponding author: M. Ngamboé)

M. Ngamboé is with Polytechnique Montréal Technological University, Montréal, Québec, CA (e-mail: mikaela-stephanie-2.ngamboe-mvogo@polymtl.ca). X. Niu is with Polytechnique Montréal Technological University, Montréal, Québec, CA (e-mail: xiao.niu@polymtl.ca). B. Joly is with Rockwell Collins, Cedar Rapids, Iowa, USA (e-mail: Benoit.Joly@collins.com). SP. Biegler is with Rockwell Collins, Cedar Rapids, Iowa, USA (e-mail: Steven.Biegler@collins.com). P. Berthier is with Rhea Group, Montréal, Québec, CA (e-mail: p.berthier@rheagroup.com). R. Benito is with Bombardier, Montréal, Québec, CA (e-mail: Remi.Benito@aero.bombardier.com). G. Rice is with Rockwell Collins, Cedar Rapids, Iowa, USA (e-mail: greg.rice@collins.com). JM. Fernandez is with Polytechnique Montréal Technological University, Montréal, Québec, CA (e-mail: jose.fernandez@polymtl.ca). G. Nicolescu is with Polytechnique Montréal Technological University, Montréal, Québec, CA (e-mail: Gabriela.nicolescu@polymtl.ca).

backward compatibility and bandwidth preservation requirements of the standard. Hence, we propose the Compatible Authenticated Bandwidth-efficient Broadcast protocol for ADS-B (CABBA), an improved approach that integrates TESLA, phase-overlay modulation techniques and certificate-based PKI. As a result, entity authentication, data origin authentication, and data integrity are the security services that CABBA offers. To assess compliance with the standard, we designed an SDR-based implementation of CABBA and performed backward compatibility tests on commercial and general aviation (GA) ADS-B in receivers. Besides, we calculated the 1090ES band's activity factor and analyzed the channel occupancy rate according to ITU-R SM.2256-1 recommendation. Also, we performed a bit error rate analysis of CABBA messages. The results suggest that CABBA is backward compatible, does not incur significant communication overhead, and has an error rate that is acceptable for Eb/No values above 14 dB.

Index Terms— ADS-B, Aircraft communication, Air Traffic Control, ATC, Backward compatibility, Bandwidth preservation, Certificate-based PKI, Cryptographic protocol, Data integrity, Data source authentication, Entity authentication, MAC, Message authentication code, Phase overlay modulation, Public-key infrastructure, PKI, TESLA.

I. INTRODUCTION

Automatic Dependent Surveillance-Broadcast (ADS-B) is an aircraft surveillance technology [1] that allows aircraft to broadcast information about their identification, position, speed, and other data acquired from onboard sensors [2], [3], [4]. It supports many airborne and ground safety applications [5]. For example, Air Traffic Control (ATC) can use ADS-B information as an alternate means of surveillance, complementary to radar, to improve efficiency of controlled airspace [6], [7]. It also provides an alternate source of information to allow airborne aircraft to maintain traffic separation.

ADS-B was developed in the early 1990s, and subsequently deployed in the early 2000s [8] to replace radars, as part of the United States Federal Aviation Administration (FAA) NextGen initiative [9]. It has since been adopted worldwide. Unfortunately, ADS-B was conceived without any communication security mechanisms [10], [11], which represents a significant threat to aviation safety. Indeed, by using low-cost equipment such as a Software Defined Radio (SDR), attackers could easily transmit false ADS-B messages [10], [11], [12]. In such situations, this could create delays, separation conflicts, unnecessary maneuvers, etc. by creating a confusing and false picture of traffic for controllers. In addition, spoofed ADS-B messages received and processed by Traffic Collision and Avoidance Systems (TCAS) in the cockpit could affect the decision-making ability of air crews [13]. Therefore, the use of ADS-B in ATC and traffic avoidance can represent a security risk.

Based on the foregoing, it is necessary to secure ADS-B. In particular, to prevent spoofing attacks, there must be a method to ensure *identity authentication* of the senders and *message authentication* of transmitted ADS-B messages. This is achieved through the simultaneous fulfillment of these three security goals:

- 1) *Data integrity*, “is the assurance that data has not been altered in an unauthorized manner” [14].
- 2) *Entity authentication*, also known as *Identity Authentication*, “is the assurance of the identity of a given entity interacting with a system” [14].
- 3) *Data origin authentication*, also known as *Message Authentication*, “is the assurance that a given entity was the original source of received data” [14].

Furthermore, any solution to secure ADS-B must fulfill the operational and technological requirements of the current ADS-B standard [2], [3]. This implies, being backward compatible with current receivers so that they may continue to correctly receive, interpret and display position information for nearby traffic. It also means that it must make minimum use of the already congested 1 090 MHz frequency (or 1090ES) used by Secondary Surveillance Radar (SSR) and Extended Squitter (Mode S) transmitters such as radar, multi-lateration, ground radar and airborne Traffic Collision and Avoidance Systems (TCAS) [6], [7].

Several cryptographic solutions have been proposed to secure ADS-B. None of them appear to meet all the security goals and performance requirements listed above. Therefore, we consider that the question of how to secure ADS-B while meeting security and operational constraints is still open.

To that effect, in this paper we introduce a solution called Compatible Authenticated Bandwidth-efficient Broadcast protocol for ADS-B (CABBA), an improvement on the proposed Security in the Air using TESLA (SAT) [15] based on the Timed Efficient Stream Loss-tolerant Authentication (TESLA) protocol [16], [17]. The main improvements of CABBA with respect to SAT are: 1) CABBA uses phase overlay modulation techniques while make better use of bandwidth, and 2) CABBA introduces new message types to more efficiently support authentication of ADS-B messages with less bandwidth.

Our solution intends to meet the technical and operational requirements of the Minimum Operational Performance Standard (MOPS) for the 1 090 MHz [3], the main channel used for ADS-B. In addition, it is designed to provide aircraft identity authentication, data origin authentication, and data integrity verification.

Given the consequences of a potential attack exploiting the ADS-B vulnerability, one would hope that ADS-B be replaced as quickly as possible by a secure alternative. Unfortunately, such a one-to-one replacement will provide very lengthy and difficult in the context of aviation. First, it will likely take several years for an accepted standard to be drawn, discussed, approved and then made mandatory by civil aviation authorities; at least 5 to 10 years. Second, given the long lifetime of aircraft and their avionics, it is very likely that CABBA-capable and ADS-B legacy avionics would have to co-exist and use the same communication channels during the long transition period from initial deployment to full worldwide adoption. While

it is paramount that CABBA-capable receivers be able to authenticate messages from CABBA-capable transmitters, it is equally important in terms of aviation safety that in the transition period both CABBA-capable and legacy ADS-B receivers be able to receive and interpret ADS-B messages from legacy ADS-B transmitters.

Given these operational requirements, the two most important questions regarding any secure ADS-B solution, in particular CABBA, that need to be answered are:

- 1) Could CABBA be gradually deployed while ensuring that legacy ADS-B equipment continues to operate?
- 2) What would be the viability of deploying CABBA in terms of communication channel saturation?

To evaluate the backward compatibility of CABBA, we have constructed an SDR-based implementation. We have used this implementation to test backward compatibility with two different suites of commercial-off-the-shelf (COTS) ADS-B In solutions: one used in General Aviation (GA) and another used in business jets and airline transport aircraft. We also used this lab implementation of CABBA to test and analyze its bit error rate (BER). A channel occupancy rate (COR) analysis was also undertaken to quantify the channel occupancy overhead of CABBA in a likely real-world scenario.

Considering the above discussion, the contributions of this work can be summarized as follows:

- 1) We introduce CABBA, a secure variant of ADS-B technology that is bandwidth-efficient, backward compatible, and offers an adequate level of security by providing simultaneously two security services: aircraft identity authentication and ADS-B message authentication.
- 2) We use the D8PSK phase overlaid modulation technique, as defined in the MOPS, to support the transmission of additional security information required by CABBA while preserving bandwidth usage. To the best of our knowledge, this is the first proposal to use the phase overlay technique as specified in the MOPS.
- 3) We performed tests on a commercial aviation avionics suite and with a general aviation ADS-B in receiver to check whether our solution would be backward compatible with legacy equipment.
- 4) We carried out a channel occupancy analysis to verify the operational viability of our solution, in terms of channel occupancy.
- 5) We provide a detailed specification of the CABBA protocol, including the structure of the different packet types (in-phase and quadrature), the authentication mechanism and the decision logic used to discriminate between genuine and false packets. This specification is sufficiently detailed to allow anyone to implement the CABBA solution, and serve as the basis for subsequent standardization and adoption by the aviation industry.

The remainder of the paper is structured as follows. Section II reviews prior works on cryptographic approaches for securing ADS-B. Section III outlines the operational details of the TESLA and SAT protocols. Section IV describes how phase overlay modulation techniques can be applied to ADS-B to increase data throughput while keeping the channel activity rate constant. Section V introduces CABBA, a cryptographic approach for securing ADS-B that integrates the TESLA authentication protocol with phase overlay modulation techniques. Section VI details the experimental procedures used to assess CABBA backward compatibility, bit error rate and channel occupancy rate. We conclude in Section VIII by summarizing our results, describing its consequences in terms of possible real-world deployment of CABBA and highlight necessary future work in this direction.

II. OVERVIEW OF CRYPTOGRAPHIC SOLUTIONS FOR ADS-B

In this section, we review previous works and characterize the security goals and performance requirements they did not meet. We group these works into three categories, they use: symmetric, asymmetric, and hybrid cryptography.

A. Symmetric cryptography based protocols

The term *symmetric cryptography* refers to a cryptographic algorithm in which complementary operations, such as encryption and decryption, are performed using the same key. This key, referred to as either a *secret key* or *symmetric key*, should remain confidential, known only by the communicating parties [14], [39], [40]. The studies that use symmetric cryptography to secure the ADS-B rely on cryptographic primitives such as encryption or message authentication code.

Format-preserving encryption, or FPE, involves encrypting data in a manner such that the resulting *ciphertext* preserves the format of the original *plaintext* [41]. Various authors [18], [19], [20], [21], [22] have used this approach because it aligns with the technological requirements of the ADS-B standard in preserving the bandwidth of the 1090ES channel. However, encryption schemes fall short of meeting the backward compatibility criteria of the ADS-B standard, primarily because navigation data are not transmitted in *plaintext*. To overcome that limitation, Samuelson and Kacem [23], [24] suggested to use instead message authentication codes or MAC. For the MAC approach to be effective, there must be symmetric trust assurance between the communicating parties. However, it is challenging to achieve in open communications such as that of the ADS-B because it is often impossible to manage and master the parties that are involved in the broadcast. In such a scenario and knowing that when employing symmetric cryptography, every receiver must know the symmetric key, a malicious actor can impersonate a sender and forge messages to other receivers.

To ensure authenticated broadcast, ADS-B requires an asymmetric process enabling every receiver to ascertain the genuineness of received messages, devoid of the ability to produce genuine messages from received ones [42]. Asymmetric cryptography, particularly digital signature, is the standard technique to achieve this [43].

B. Asymmetric cryptography based protocols

In *asymmetric or public-key cryptography*, a pair of keys encompassing both a public and private key is utilized for encryption and/or digital signatures. The *private key* is kept secret and is employed to generate the *public key*, which is freely distributed to others entities so that they can interact (i.e. communicate or share data) with the owner of the key pair [14]. For this interaction to be authentic, the distributed public key must be genuine.

The traditional approach to guaranteeing and verifying the authenticity of a public key is the use of a public-key certificate. This piece of data, once digitally signed by a certification authority (CA), not only binds the public key to an entity but also uniquely identifies that entity [44], [45]. Hence, a system that enables the issuance, management, and revocation of public-key certificates is known as a public key infrastructure, or PKI [44], [45], [46]. Regarding ADS-B, previous work approaches differ significantly in terms of how aircraft certificates should be managed. Three types of public key infrastructures or PKI has been proposed in the literature: certificate-based, identity-based, and certificateless.

Among the certificate-based PKI solutions that have been proposed to secure ADS-B is that of Feng *et al.* [25], an authentication scheme that rely on Elliptic Curve Digital Signature Algorithm (ECDSA) signatures and X.509 certificates. Although this solution might fulfill the demands of the ADS-B protocol regarding security, it fails to meet the standard's technological performance criteria. In addition, the authors leave open the issue of certificate distribution and do not address that of certificate revocation. To address the weaknesses of Feng *et al.* work [25], Constin *et al.* [10] recommended using a lightweight PKI solution where the ADS-B message is signed, and its signature partitioned over N numbers of messages. The authors [10] propose that the distribution of the keys occurs during the routine maintenance of the aircraft. Furthermore, still to address the limitations of Feng *et al.* solution [25], Buchholz *et al.* proposed a dual path PKI solution [26] that try to handle the certificate revocation problem by using session certificates. According to their scheme, an aircraft should have certificates from both their home country's National Aviation Authority (NAA) and the local ATC center where they are currently located. Thus, the dual certification is evidence that the aircraft has been granted permission to fly, as well as validated as a safe and current entity within the local center from which it is flying. We argue that the adoption of the dual certificate-based PKI that Buchholz *et al.* propose will raise the operational expenses of the ADS-B system [47]

TABLE I: An overview of cryptographic techniques for enhancing ADS-B security. The approaches are categorized into three groups based on their use of symmetric, asymmetric, or hybrid cryptography.

	Cryptographic primitive	Security goals			Performance requirements	
		Origin Auth	Integrity	Entity Auth	Backward compatibility	Bandwidth preservation
Symmetric	Encryption [18], [19], [20], [21], [22]	✗	✗	✗	✗	✓
	MAC [23], [24]	✗	✗	✗	✓	✗
Asymmetric	Digital signature using certificate-based PKI [10], [25], [26]	✓	✓	✓	✓	✗
	Digital signature using Identity-based PKI [27], [28], [29], [30], [31], [32]	✗	✗	✗	✓	✗
	Digital signature using certificateless PKI [33], [34], [35], [36]	✓	✓	✗	✓	✗
Hybrid	Digital signature using MAC using TESLA and certificate-based PKI [15], [37]	✓	✓	✓	✓	✗
	Encryption using TESLA with Certificate-based PKI [38]	✓	✓	✓	✗	✗
	MAC using TESLA with certificate-based PKI and phase overlay techniques	✓	✓	✓	✓	✓

and render its use cumbersome, specially for international flights.

In general terms, the use of certificate-based PKI to solve ADS-B security problems has two major limitations. On the one hand, this type of PKI considerably increases the communication cost which goes against the technological performance criteria of the ADS-B standard, proof of which is that none of the above-mentioned solutions [10], [25], [26] comply with this requirement. On the other hand, implementing a certificate-based PKI for ADS-B requires the deployment of a global infrastructure to manage, share and store aircraft public keys and their associated certificates. This is not feasible in the short to midterm, since it requires the 195 countries of the world to agree on a reliable international organization that possesses a technology with sufficient storage capacity. Moreover, this technology must be resilient to cyberattacks.

Identity (ID)-based PKI attempts to eliminate the key distribution problem of certificate-based PKI. In ID-based PKI, public keys are derived from easily identifiable user attributes, such as email addresses, eliminating the need for traditional certificates and the complex infrastructure that supports them [48]. This is achieved through a central entity called a private key generator (PKG), tasked with computing each user’s private key based on their corresponding public key [48], [49]. The ID-based authentication approach has been employed by several researchers to secure ADS-B communications. For example, Baek *et al.* [27] implemented an ID-based authentication scheme where the signing of ADS-B messages is performed in two stages, online and offline, to increase the efficiency of the signature generation process. Haomiao Yang *et al.* [28] introduced a broadcast authentication technique that

incorporates batch verification of digital signatures¹ to reduce the time and computational expense involved in the signature verification process for ADS-B messages. Later on, Haomiao Yang *et al.* [29] designed a broadcast authentication protocol that relies on ID-based signature and enables message recovery. Aware that working with a single PKG in large-scale endeavours is not viable [50], Anjia Yang *et al.* [30] took inspiration from the hierarchical ID-based cryptosystems² presented in [51], [50] and implemented an authentication framework that relies on hierarchical ID-based signature (HIBS) and performs signature batch verification. However, the need for intricate hash-to-point operations during signature and verification processes renders the scheme [30] non-lightweight, reducing its deployability. To overcome this limitation, He *et al.* [31] introduced a three-level hierarchical ID-based signature scheme (TLHIBS) that relies solely on general hash functions. Despite this effort, the issue of computational overhead persisted. In response, Thumbur *et al.* [32] implemented an alternative scheme that avoids employing any intricate bilinear pairing operations over elliptic curves. Their approach [32] slightly reduces the computational overhead when comparing to the previous works [27], [28], [29], [30], [31]. Besides the computational overhead limitation, the solutions mentioned above present two major drawbacks. The primary issue is communication overhead, leading to non-compliance with the ADS-B standard’s technological performance requirement — specifically, the imperative to preserve the bandwidth

¹Batch verification allows to simultaneously verify multiple digital signatures, whether they were produced by one signer or several.

²In a hierarchical ID-based cryptosystem, multiple PKGs create a tree-like structure [51], [50]. The primary PKG generates private keys for its subordinates, who, in turn, produce private keys for PKGs beneath them [51], [50]. PKGs at the edges generate private keys for users [51], [50].

of the 1090ES channel. This failure to comply categorizes these solutions as unimplementable. The second concern involves the vulnerability of all these approaches to key escrow, a significant privacy issue inherent in ID-based cryptosystems. Essentially, an untrustworthy PKG has the ability to decipher every encrypted message and forge any preferred signature within the network, courtesy of having access to the secret key of all users.[35]. This vulnerability raises substantial concerns about the overall security of these proposed solutions.

Certificateless PKI eliminates the problem of key escrow by splitting the private key generation process between the PKG and the user. The PKG generates a portion of the private key, and the remaining key portion is a user-created random value, which is kept confidential. Braeken and Wu [33], [34] used this approach to implement ADS-B messages authentication schemes that rely on certificateless short signatures. Later on, Asari and Subramani [35], [36] combined the certificateless short signature approach of the works [33], [34] with privacy-preserving and aggregate signature methods to guarantee the anonymity of the senders and reduce the computational cost of the signature verification process.

The concept of certificateless short signature is new, and while it appears promising, it is not yet mature enough to be adopted. Indeed, a significant challenge in certificateless cryptography lies in the establishment of security schemes that can ensure a satisfactory level of protection against attackers attempting to manipulate users into employing counterfeit public keys. This difficulty arises from the absence of digital certificates to unequivocally verify the authenticity of a public key [52].

C. Hybrid cryptography based protocols

So far, we have seen that there are two approaches to secure ADS-B while adhering to the standard’s backward compatibility criteria. By means of MACs using symmetric cryptography or by means of digital signatures using asymmetric cryptography, notably that based on certificate-based PKI. The digital signature approach is secure, however, the generated signatures are too long, which causes problems if we consider the requirement of preserving the 1090ES’s bandwidth. On the other hand, the MAC approach allows generating short signatures, nevertheless, it is not secure since symmetric trust cannot be ensured between communicating parties. As a result, some authors have proposed using hybrid cryptography, particularly the Timed Efficient Stream Loss-tolerant Authentication (TESLA) protocol [17]. Details of how TESLA operates can be found in Section III.

Sciancalepore *et al.* [37] propose Securing Open Skies (SOS) as a solution to tackle the acute bandwidth limitations within the 1090ES band. The SOS solution combines TESLA with a mechanism for batch-verifying all messages sent by an aircraft within a given time interval. However, although transmitting one digest per message pool takes less bandwidth, the SOS technique

can be troublesome in some instances. In case of message injection, for example, the receivers must get the set of genuine messages. The authors propose a community server-based majority voting filtering stage. To identify the correct message sequence, servers try various message combinations as well as hash operations and comparisons. We argue that if an attacker inject false messages at a high rate, it will result in computation and a time-consuming task. Furthermore, should any of the ground receivers fail to receive a single packet, all packets delivered during that interval cannot be validated, posing a serious safety issue.

Yang *et al.* [38] solution combine Format-preserving, Feistel-based encryption and TESLA to achieve confidentiality and integrity of ADS-B messages. Because of the length of the security parameters required in their authentication technique, Yang *et al.* solution demands that five ADS-B messages be transmitted for every navigation data sent by an aircraft. This results in severe bandwidth consumption and thus does not comply with the technological performance of the norm. Moreover, the ICAO code encryption as they propose it goes against the operational performance criteria.

Berthier *et al.* propose Security in the Air using TESLA or SAT, is an authentication protocol that adapts TESLA to the requirements of ADS-B [15]. Since our work continues SAT’s efforts, we will explain in detail how SAT works in Section III.

III. BACKGROUND

In this section, we give a detailed explanation of how TESLA [17] and SAT [15] protocols operate.

A. Timed Efficient Stream Loss-tolerant Authentication (TESLA)

The TESLA protocol combines asymmetric and symmetric cryptography to capitalize on their respective advantages. Indeed, TESLA makes use of public-key cryptography to share (symmetric) keys, as well as of symmetric cryptography to generate short signatures. As a result, the TESLA protocol enables secure broadcast communications. In particular, it assures data integrity and origin authentication, which are security objectives that ADS-B does not meet and are the foundation of its security concerns.

The core concept underlying TESLA is that the sender, Alice, adds to every packet a MAC computed with a secret authentication key K' known only by her. The receiver, Bob, buffers the packet when it arrives because he lacks the key to authenticate it. Only when Alice sends it to him, a while later, will he be able to verify the authenticity of the packet. To function properly, TESLA requires time synchronization of senders and receivers. In fact, each receiver uses a two-round time synchronization protocol to achieve explicit time synchronization with the sender. Furthermore, TESLA also requires a trustworthy

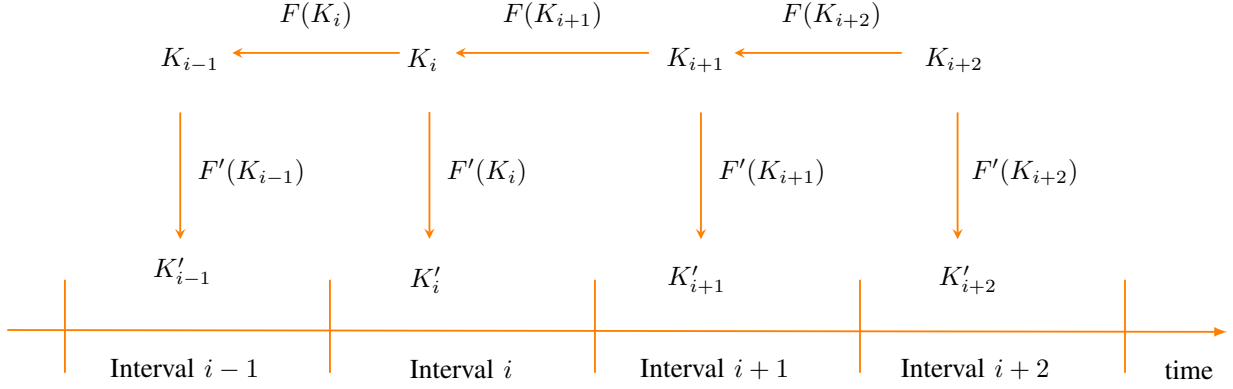


Fig. 1: Process for generating the one-way keychain and the authentication keys for each time interval, as depicted and explained in the original TESLA paper [17]. The broadcast time is partitioned into $N+1$ intervals. A keychain is created by iteratively applying a one-way function F , to the preceding key in the chain. Subsequently, another function F' is applied to the elements within the keychain to derive the authentication key for each time interval.

method for producing keys at the sender and authenticating them at the receiver.

Figure 1 shows how authentication keys are generated before the broadcast begins. First, the sender, Alice, divides the broadcast period into N uniformly-spaced time intervals. Second, she constructs a one-way keychain of length N by haphazardly designating K_N as the last key of the chain and, iteratively applying the one-way function F to K_N . As a result, the i -th key of the chain is calculated using the formula $K_i = F^{N-i}(K_N)$, which is equivalent to $K_i = F(K_{i+1})$. According to the preceding formula, $K_0 = F^i(K_i)$, meaning that the last key generated K_0 , serves as a pledge spanning the whole chain and may be used to verify any of the keys in the chain. Each key K_i in this sequence will be used in time interval i ; we thus refer to them as TESLA *interval keys*. In the third and final stage, Alice applies a second one-way function F' to the interval keys. This process generates the TESLA *authentication keys* $K'_i = F'(K_i)$, which are subsequently used to calculate the MAC of the messages to be broadcast. Figure 1 depicts how each key K'_i is used to authenticate messages of a given interval, as well as how the key K_i of the keychain that served to generate K'_i is revealed d time intervals latter.

Once the authentication keys are generated and before the broadcast begins, Alice communicates the key disclosure schedule to Bob via a secure channel by relaying the following details:

- 1) The time schedule: the interval duration T_{int} , the broadcast start time t_i , and the length of the keychain N .
- 2) The disclosure delay: d
- 3) The pledge to the keychain: K_0

In order to broadcast a message m_j at time interval i , Alice must first compute the MAC = $\text{MAC}(K'_i, m_j)$, then build the TESLA packet P_j which is then broadcast.

$$P_j = m_j \parallel \text{MAC}(K'_i, m_j) \parallel K_{i-d} \quad (1)$$

Thus, a TESLA packet is the concatenation of the message to be transmitted, its authentication code, and the TESLA key that allows to determine the authentication key of previously transmitted messages.

When Bob receives P_j , he uses the time loop synchronization protocol to compute the most recent time interval x that Alice's clock could presently be in, and then checks if $x < i + d$ (d being the key disclosure delay). If that is the case, it means that the authentication key of the message m_j has not yet been disclosed, and hence the message could not have been forged. Bob then, stores the triplet $(i, m_j, \text{MAC}(K'_i, m_j))$ in a buffer while waiting for the TESLA interval key that will allow him to deduce the authentication key K'_i and validate the MAC of the message m_j . Furthermore, Bob checks the authenticity of the origin of the interval key K_{i-d} by determining whether there exists an integer v such that $K_0 = F^v(K_{i-d})$. In such event, Bob computes the authentication key $K'_{i-d} = F'(K_{i-d})$ and then validates the integrity of the messages broadcast within the time interval $i - d$ by computing their MAC and comparing them with the stored ones.

B. SAT

Security in the Air using TESLA or SAT, is an authentication protocol that adapts TESLA to the requirements of ADS-B [15]. To achieve this, the authors replace the TESLA synchronization protocol with the time of the GPS clocks onboard the airplane. In addition, they employ certificate-based PKI to authenticate the aircraft and to share the symmetric keys that will be used to verify the integrity of the transmitted data. SAT does, in fact, use two types of keys: symmetric keys for the TESLA keychain and asymmetric keys for issuing aircraft certificates. The authors suggest that the National Aviation Authority (NAA) of each country certifies the aircraft and their public keys. To do so, NAAs must first get an

ICAO certificate that recognizes them as sub-certification authorities. The certificates are signed with ECDSA.

Because SAT is based on TESLA, the procedures for constructing the TESLA keychain (K), generating the authentication keys (K'), validating the authenticity of the keychain's keys, and verifying the message's integrity are the same as those described in subsection A. What differs between SAT and TESLA is the structure and the content of the packets. In SAT, the original TESLA packets are divided into two types of packets Type A and B packets (P_A and P_B). SAT also includes a third packet Type C containing the aircraft certificate information (P_C).

To send the message m to Bob during the interval i , Alice creates and broadcasts a Type A packet with value P_A that includes the message m , its MAC, and the sequence number s of m during the interval i ,

$$P_A(m) = m \parallel \text{MAC}(m, K'_{i-1}) \parallel s \quad (2)$$

where s is an 8-bit sequence number for message m within the interval i , and where the MAC consists of the 16 leftmost bits of the HMAC function as defined in RFC 2104 [53] and FIPS 198-1 [54], using SHA-256 as a hash function in this case.

$$\text{HMAC}(m, K'_i) = \text{SHA-256}\left(\left(K'_i \oplus \text{opad}\right) \parallel \text{SHA-256}\left(\left(K'_i \oplus \text{ipad}\right) \parallel m\right)\right) \quad (3)$$

At the start of the next interval $i + 1$, Alice broadcasts a packet Type B packet with value P_B that contains the key K_i ³. This allows the receivers to extract the authentication key K'_i used to authenticate messages transmitted during the previous interval i .

$$P_B(i + 1) = K_i \quad (4)$$

Then, every six intervals, Alice broadcast the packet P_C containing the aircraft's public-key certificate. A certificate in SAT consists

- 1) The aircraft 24-bit ICAO code
- 2) The certificate expiration date
- 3) The aircraft public key
- 4) The signature (by an NAA) of this public key
- 5) The TESLA key of a prior interval
- 6) The signature (by the aircraft) of this TESLA key.

SAT was tested on `gr-air-modes` and the results indicated that it is likely to be backward compatible with existing ADS-B receivers.

Despite its substantial benefits, the SAT approach has two limitations. The first limitation is the size of the packets. The 112-bit standard ADS-B packets are replaced with Type A packets that include the 16-bit MAC code and the 8-bit sequence number, for a total of 136 bits, a 14 % increase. Type B packets containing the interval key are 184 bits in length. Without loss of generality, let Δ_B be the time between transmission of these packets;

³In other words, SAT sets the disclosure delay d of the original TESLA protocol to $d = 1$

this corresponds to the TESLA interval duration T_{int} and was set in the original SAT paper to 5 seconds. Certificate packets P_C are 1520 bits long. Let Δ_C be their time between transmission; this was originally set to 30 seconds. Assuming a mean transmission rate \bar{f}_A of 6.2 ADS-B messages per second per aircraft (as defined in the MOPS), the use of SAT represents an extra number of bits O_{min} transmitted per aircraft, per minute of:

$$\begin{aligned} O_{min} &= (\bar{f}_A \cdot 60 \cdot 24) + \left(\frac{60}{\Delta_B} \cdot 184\right) + \left(\frac{60}{\Delta_C} \cdot 1520\right) \\ &= 14752. \end{aligned} \quad (5)$$

This results in a total overhead of 245.8 bps over the normal bit rate of 694.4 bps for standard ADS-B message transmission, a total 35% increase in bandwidth usage.

The second limitation is related to security. In order to limit bandwidth usage, the authors of SAT limited the size of the MAC to 16 bits. Truncating the MAC like this is a standard described and accepted by FIPS standard 198-1 [54] and described in FIPS Standard Publication 800-107 [55]. In this case, the residual attack risk is two-fold:

- 1) The attacker is lucky and guesses the right MAC for a spoofed message he desires to send. This will happen with probability 2^{-16} .
- 2) The attacker floods the channel with spoofed messages with all MAC possibilities, i.e. he sends $65536 = 2^{16}$ messages hoping that the ADS-B receivers ignore the ones with a wrong MAC and process and accept the one with the correct.

In an ideal scenario where bandwidth is not constrained, we believe a larger MAC size would provide better security, ideally with a minimum of 32 bits, forcing the attacker to be extremely lucky or having to send an astronomical number of messages (over 4 billion messages) for his attack to be successful.

IV. PHASE OVERLAID MODULATION TECHNIQUES

In this section, we focus on phase overlay modulation techniques and describe how they can be applied at the physical layer of ADS-B to increase data throughput while keeping the channel activity rate constant.

Systems that are currently envisioned by avionics system designers will most likely require more data transmission than the 6.2 messages per second restriction allowed by the ADS-B standard [56], [3]. Furthermore, increasing data throughput is a *sine qua non* condition for securing the protocol. Both industry and academia are aware of this need and have begun to look for methods to increase data throughput while meeting the standard's requirements of preserving the 1090ES band [3], [58], [56], [59], [60]. There are three versions of ADS-B, with the most recent (Version 3) released in the 2020 Minimum Operational Performance Standard

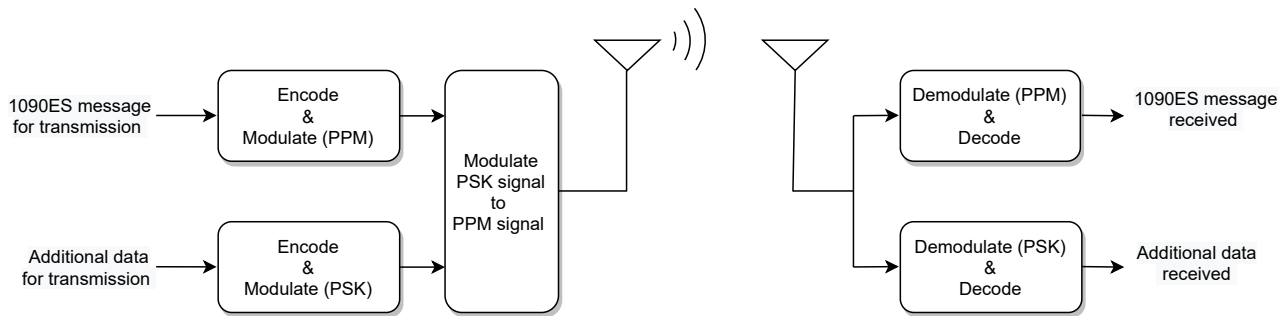


Fig. 2: Block diagram for the use of phase overlay method to add more data to a 1090ES message, as explained in the patents [56], [57]. To perform an SDR-based implementation using an I-Q modulator at the input of the transmitting antenna and an I-Q demodulator at the output of the receiving antenna is the most practical way to proceed. In this way, the 1090ES message is conveyed in the in-phase (I) component of the carrier and the additional data in its quadrature (Q) component.

(MOPS) [3]. This version of the MOPS incorporates the notion of phase overlay capacity, which involves using alternate modulation techniques to increase data throughput without increasing channel activity rate. Although phase overlay is not required in this version of the MOPS, it is included so that stakeholders can begin designing, manufacturing and testing equipments and systems with the capability[61].

The MOPS proposes the use of the phase overlay functionality to encode additional bits of information into a conventional 1090ES message beyond the original 112 bits. The phase overlay method proposed is that described in a patent [56]. As depicted in Figure 2, this can be done by performing a pulse position modulation (PPM) on the 1090ES message to be transmitted, then performing a phase shift keying (PSK) modulation on the additional data to be transmitted. To complete the process, the PSK signal resulting from the previous step has to be modulated to the PPM signal resulting from the first step.

PSK is a modulation technique in which data is transmitted by altering the phase of the carrier wave. It was chosen as the overlay modulation method because it can be individually demodulated (Figure 2) and is non-destructive to the original message sent by amplitude modulation [56], [57]. In principle, when everything is implemented correctly, changing the phase of the carrier signal should not affect the older hardware’s ability to decode the original 1090ES message [56], [57]. However, although there is agreement on the usage of PSK modulation as the overlay modulation technique, stakeholders are still divided on which combination to adopt. Leonardi *et al.* [60] suggest using the binary phase shift keying (BPSK) method, which allows them to double the channel throughput. Indeed, as BPSK modulation uses two phase symbols, each of which is encoded on one bit of the original message, phase modulating the 1090ES carrier allows for the transmission of up to 112 additional bits. However, this amount of bits is insufficient when we consider that the smallest digests produced by SHA-2

(SHA-224) and SHA-3 (SHAKE 128) are 224 bits and 128 bits, respectively [62], [63]. Furthermore, the smallest ECDSA signature is 256 bits [43]. It is precisely in order to allow signing of ADS-B messages that researchers [58], [59] have advocated using the Differential 16-Phase-Shift Keying (D16PSK) as it allows quintupling the throughput. DPSK is a variant of PSK that does not require a coherent reference signal at the receiver because the difference between successive input symbols is mapped to a given phase. Such non-coherent systems are inexpensive and simple to design as they do not require expensive and complex carrier recovery circuitry, but they have a higher bit error rate (BER) [64], [65]. This is exacerbated in the case of D16PSK, because as is widely known, increasing the modulation order increases BER. This tradeoff in transmission reliability is probably one of the reasons why the RTCA [3] advocates using D8PSK modulation, in combination with error correction codes such as Reed-Solomon or Low-Density Parity-Check. As a result, only 204 of the 336 extra bits provided by D8PSK can be used to convey extra information. Thus, while phase overlay techniques increase data capacity, there are still certain constraints when it comes to securing ADS-B communications. Traditional digital signatures using certificate-based PKI continue to be a concern regarding the communication cost, and this despite the increase in data capacity. In contrast, short signatures employing hybrid cryptography appear to be a more attractive option.

V. COMPATIBLE AUTHENTICATED BANDWIDTH-EFFICIENT BROADCAST PROTOCOL FOR ADS-B (CABBA)

In this section, we introduce our proposed improvement on the Security in the Air using TESLA (SAT) protocol, that we call Compatible Authenticated Bandwidth-efficient Broadcast protocol for ADS-B or CABBA. The CABBA protocol makes three significant changes to the original version of SAT [15] including the integration

of phase overlay modulation into the physical layer of SAT, modifications to packets structure and an increase of MAC sizes. First, we describe these structural changes to the protocol, and then we describe how CABBA is implemented in the sender and receiver side.

A. Differences between CABBA and SAT

1. Integration of Phase Overlay Modulation

First, we enhance the physical layer of SAT by incorporating the phase overlay modulation technique proposed in the patent [56] recently promoted by the RTCA in the most recent version of the ADS-B MOPS [3]. As detailed in Figure 2, part of the information is conveyed in the in-phase component of the carrier, and the remaining information in its quadrature component. For this purpose, we consider the two phase overlay modulation techniques mentioned earlier

- 1) the D8PSK method advocated by RTCA [3], and
- 2) the D16PSK method proposed by academia [58], [59].

In order to determine which of these techniques is most appropriate for CABBA, we first implemented and conducted backward compatibility tests with both of them. Most importantly, we set to identify which of these modulation techniques provides an optimum trade-off between higher data throughput and acceptable quality of signal, i.e. a lower BER, by conducting a simulation study. This is described in Section VI. Nonetheless, since D8PSK is the proposed standard and for the sake of simplicity of explanation, in the rest of this section we describe only the implementation with D8PSK. This configuration allows for an additional 336 (3×112) bits to be sent together with the ADS-B 112-bit original message.

2. Changes in Packet Structure

The second change concerns the content and structure of SAT packets. The security information in Type A packets (the MAC) and the interval key subsequently received via Type B packets allows the receiver to verify *data integrity* of the message. In SAT, *data origin authentication* and *entity authentication* is achieved by verifying the information in Type C packets, i.e. the interval key and its signature and the aircraft public key for the former and its signature for the latter.

Indeed, if receiving only the key, the signed interval key and the public key (but no certificate) the receiver Bob will only be able to attest that the originator of such a signature, and the messages authenticated with the corresponding key chain, is the holder of the corresponding private key. This may include a spoofer that has generated his own private-public key pair. In that case, Bob will at least be able to know that these messages correspond to that same sender and not another. It is the presence of the certificate and knowledge of the CA signing key that then allows Bob to ascertain that the public key is valid

and actually corresponds to the aircraft associated with the transmitted ICAO ID.

Nonetheless, there are at least three reasonable situations in Aviation in which Bob would not need to receive the certificate, as he would already know the public key of the sender and have otherwise attested the authenticity of such public key.

The first situation is if Bob is an ADS-B ground station, receiving ADS-B messages from aircraft directly through Line-of-Sight (LOS) RF signal or indirectly through a satellite constellation. In both cases (LOS or satellite rebroadcast), it is reasonable to envisage that the ground station has online access to a PKI of worldwide aircraft containing their public keys indexed by ICAO ID. This would allow the ground stations to ensure entity authentication without having to wait for the aircraft to send the certificates.

The second situation is the reverse, where Alice is an ADS-B ground station sending information to airborne aircraft (Bob) through LOS signal. Two examples of these are the Flight Information Services Broadcast (FIS-B) and Traffic Information Service Broadcast (TIS-B) provided by the Federal Aviation Administration (FAA) in the continental US, that transmit weather and other flight information, the former, and position reports from nearby aircraft. In this situation, it is reasonable to think that the ADS-B receiver in Alice's aircraft contains the relatively small and seldom-updated database of public-key certificates used by the NAA (in this case the FAA) to authenticate such information.

The third and most difficult situation is that of air-to-air transmissions, i.e the use of ADS-B by air crews to gain situational awareness of nearby traffic. In this case, it is *a priori* not practical to consider that the entire database of aircraft public keys worldwide be preloaded into each aircraft ADS-B receiver, let alone that it be updated frequently enough as aircraft are being commissioned and decommissioned. Nonetheless, it is conceivable that in the future, with the advent and increased adoption of integrated airborne digital communications, such as the Aeronautical Telecommunications Network (ATN), airborne aircraft may be able to consult remote PKI in real time through these connections, and then cache in memory the public keys of recently "seen" aircraft.

To accommodate for such situations where the transmission of certificates might not be needed or not be needed as often, we have changed the packet structure in CABBA. Type C packets no longer contain interval key information, nor interval key signatures; they are thus shorter. Signed interval keys are transmitted in a new type of packet, Type B2, that contain an interval key and its signature only. This has the advantage that signed keys can be sent with a lower frequency than certificates, resulting in a better use of bandwidth. The structure of packets in CABBA is thus as follows:

Type A. These packets are unchanged and the same as in SAT.

Type		Content	Period	Size (bits)	
SAT	CABBA			SAT	CABBA
A	A	ADS-B message, MAC, sequence no.	-	136	112
B		Interval key	T_B	184	-
	B1	Interval key	T_{B1}	-	112
	B2	Interval key and signature	T_{B2}	-	210
C		Interval key and signature; aircraft public key and signature	T_C	1520	-
	C	Aircraft public key and signature		-	242

TABLE II: A comparison of SAT and CABBA messages. In CABBA, Type B messages are replaced with Type B1 messages at the beginning of each interval (each $T_B = T_{B1}$ seconds) and by Type B2 messages every T_{B2} seconds. Type C messages are shorter than in SAT and sent with period T_C .

Type B1. Contain only the interval key K_i ; identical to Type B packets in SAT.

Type B2. Contain K_i and the digital signature of K_i .

Type C. Contain the aircraft public key K_{pub} and its signature by the CA; this packet type is like the original Type C packets in SAT, with the interval and its signature removed.

In addition to advantages mentioned above, this packet new structure has the advantage of reducing bandwidth usage by eliminating the redundant transmissions of the interval keys.

3. Increasing MAC size

As originally described in Section B, the authors of SAT decided to employ a 16-bit MAC in order to avoid overloading the communication channel. In our case we propose to increase the size of the MAC given the extra channel capacity afforded by phase overlay modulation, in order to make spoofing attacks by either guessing or flooding more difficult, and potentially untractable, for the attacker. We choose a MAC of variable size λ formed with the λ leftmost bits of the HMAC of Equation 3, with $\lambda > 16$.

The other security parameters of SAT, i.e. interval and authentication key size (128 bits), the choice of SHA-256 as the hash function for F , F' and HMAC computations, and signature scheme and key size, we leave unchanged.

B. CABBA on the sender side

CABBA requires airplanes to have a private-public key pair (K_{pr} , K_{pub}) and a certificate issued by a well-known and trusted certification authority. Before the flight begins, Alice, the sender, divides its duration into equal intervals of d seconds, and generates an authentication key for each interval. The process for generating these keys is the same as that used in TESLA and SAT. During the flight, the ADS-B messages and their MAC, the authentication keys of the intervals, and the certificate of Alice's aircraft are sent as described below.

1. Sending a message and its MAC

To send an ADS-B message m at time interval i , Alice first produces the security data σ for message m . This includes:

- 1) The message MAC, formed by the λ leftmost bits of the message HMAC(m, K'_i) given by Equation 3.
- 2) The message sequence number s for m within that interval i

In other words $\sigma = \text{MAC} \parallel s$. As before, this information will continue to be encoded into the in-phase component of the RF signal. We denote by $P_{A-I} = m$ the message information sent in-phase. The security information σ will be sent using the quadrature component of the RF signal and is thus denoted $P_{A-Q} = \sigma$.

With the same packet length (112 bits) and containing the same information encoded in the same manner as standard ADS-B packets, P_{A-I} packets are intended to be fully intelligible by legacy ADS-B receivers. A logical packet P_{A-Q} , on the other hand, will in principle only be intelligible with CABBA-compliant receivers. With the choice of D8PSK, the highest quantity of bits that can be encoded in the quadrature component is 336 bits. Nonetheless, not all of these bits are available to encode the security information σ . The RTCA recommends using 12 bits to encode a reference phase and 120 parity bits to support the RS(54, 34) error-correcting code, which must be applied to the σ security data. This means a maximum size of 204 bits for σ , which with the 8-bit sequence number s results in a maximum size of 196 bits for the MAC, i.e. $\lambda \leq 196$.

Alice uses the logical packet P_{A-I} to perform PPM on a pulse train to generate the signal $S_{A-I}(t)$ as follows:

$$S_{A-I}(t) = \sum_{k=0}^{111} g(t - t_k) \quad ;$$

$$t_k = kT_S + m_t(1 - P_{A-I}(k)) \quad (6)$$

where $T_S = 1 \mu s$ is the symbol period for 1090ES transmissions, $m_t = T_S/2$ is the PPM time-modulation index and $P_{A-I}(k)$ is the value of the k -th bit which will be transmitted at time $k * T_S$. Alice simultaneously uses logical packet P_{A-Q} to perform D8PSK modulation on a sine wave to generate the signal $S_{A-Q}(t)$ as follows:

$$S_{A-Q}(t) = \sum_{k=0}^{111} \sin(\omega_c t - \theta_k) \quad ;$$

$$\theta_k = \frac{2\pi}{8} \text{symbol}_{P_{A-Q}}(k) \quad (7)$$

where ω_c represents the carrier signal frequency, θ_k is the phase associated to the 8PSK symbol $\text{symbol}_{P_{A-Q}}(k) \in [0, 7]$, which is computed from the three bits from P_{A-Q} to be transmitted at time $k * T_S$.

$$\text{symbol}_{P_{A-Q}}(k) = 2^2 P_{A-Q}(3k) + 2^1 P_{A-Q}(3k + 1) + 2^0 P_{A-Q}(3k + 2) \quad (8)$$

These two signals $S_{A-I}(t)$ and $S_{A-Q}(t)$ are then used by Alice to I-Q modulate (Equation 9) the 1090ES carrier and so, produce the radio signal S_A to be broadcast.

$$S_A(t) = S_{A-I}(t) \cos(\omega_c t) + S_{A-Q}(t) \sin(\omega_c t) \quad (9)$$

2. Sending authentication keys and their signatures

In order to allow the receiver to authenticate the Type A messages sent in interval i , the sender must later disclose the corresponding interval keys and their signatures. This is done by sending Type B1 and B2 packets in subsequent intervals.

Type B1 packets contain the TESLA interval K_i (128 bits) from which the authentication key $K'_i = F'(K_i)$ of the interval i is calculated. The corresponding packet P_{B1} will be transmitted during the next time interval $i+1$. These packets are sent at the beginning of each interval, i.e. every $T_{B1} = T_{int}$ seconds.

The signature of the authentication keys is added in Type B2 packets. B2 packets replace B1 packets at the beginning of the interval, every fixed number k of intervals. Their transmission period T_{B2} is thus a multiple of T_{B1} , with $T_{B2} = kT_{B1}$. A typical packet P_{B2} of this type will contain:

$$P_{B2} = K_i \parallel \text{sig}_{K_{pr}}(K_i) \quad (10)$$

where the $\text{sig}_{K_{pr}}$ represents the chosen signature-generating function with private key K_{pr} .

For Type B1 packets, the logical information P_{B1} is split between packets P_{B1-I} and P_{B1-Q} that will be transmitted through the in-phase and quadrature components of the RF signal. The in-phase packet P_{B1-I} contains the 50 leftmost bits of the K_I and the quadrature packet P_{B1-Q} contains the remaining 78 bits, as indicated in Figure 4a.

For Type B2 packets, the information is similarly split into packets P_{B2-I} and P_{B2-Q} . The in-phase component P_{B2-I} contains the entire interval key K_i and the leftmost 14 bits of the signature, while the quadrature component P_{B2-Q} contains the remaining 498 bits of the 512-bit signature.

The signal components S_{B1-I} , S_{B1-Q} , S_{B2-I} and S_{B2-Q} are then generated similarly as for Type A packets (Equations 6, 7 and 9).

3. Sending the certificate of the transmitting aircraft

Alice will broadcast the certificate of aircraft every T_C seconds. The Type C packet P_C contains the public key of the aircraft K_{pub} and the signature of this key $\text{sig}_{K_{prCA}}(K_{pub})$. With a security strength of 128 bits, an ECDSA public key size of 256 bits is required, resulting

in a signature size of 512 bits [44]. The first 181 bits of the public key K_{pub} are encoded in the in-phase packet P_{C-I} and the remaining 75 bits at the beginning of the quadrature packet P_{C-Q} . The 512 bits of the signature sig are also encoded into P_{C-Q} .

After encoding P_{C-I} and P_{C-Q} , the sender generates the signals S_{C-I} , S_{C-Q} , and finally the signal S_C which she broadcast. The procedure for producing these signals is the same as for producing signals for Type A and B packets.

C. CABBA on the receiver side

1. Reception and demodulation of signals

The process of receiving and demodulating messages by Bob (the receiver) is the same for all packet types. The received signal S is first demodulated with quadrature local oscillators to obtain the in-phase component S_I and the quadrature component S_Q . Bob then performs PPM demodulation onto S_I and D8PSK demodulation onto S_Q , to generate logical packets P_I and P_Q , respectively. Depending on the format of these packets, Bob determines the original packet type (A, B1, B2 or C) and processes them accordingly. The processing of the CABBA messages contained within these logical packets is detailed below and depicted in the state diagram in Figure 6.

2. Processing the ADS-B message and its security data

As described above, the ADS-B message information and its security data is contained in Type A packet P_{A-I} and P_{A-Q} , respectively. Bob thus extracts the message m' from P_{A-I} and the security data σ (its sequence number s and the MAC) from P_{A-Q} . Lastly, he stores the triplet (m', s, MAC) in a buffer until he can verify the integrity of the message.

3. Verification of security properties

CABBA is an asynchronous protocol and there is no guarantee that messages corresponding to a particular aircraft will be received in any particular order. The state diagram in Figure 6 describes the various states in which the receiver of CABBA could be depending on what security information, i.e. what CABBA packet types, have been received so far. Note that such a state diagramme is used for all messages received with the same ICAO ID, i.e. purportedly corresponding to the same aircraft.

The state machine is initialized at state S_0 when the first packet for a given ICAO ID is received. If it is a Type A packet, it will be stored and the machine stays in the same state. Reception of type B1 packet containing an interval key will generate a transition to State S_1 . Reception of a Type B2 packet, a *signed* interval key, will make the state machine transition to State S_2 . Finally, the (unlikely but possible) reception of a certificate in a Type C packet before a Type B1 or B2 packet will transition to State S_3 . In all of these states (S_1 , S_2 and S_3), subsequent reception of ADS-B messages in Type A

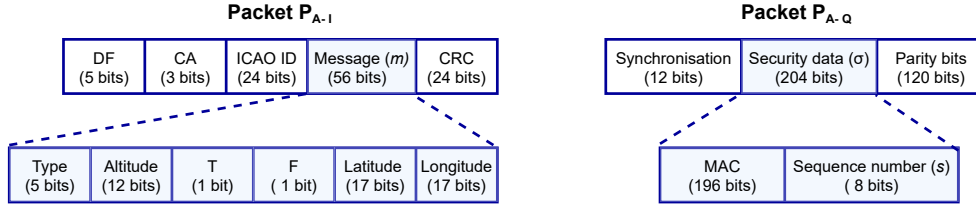
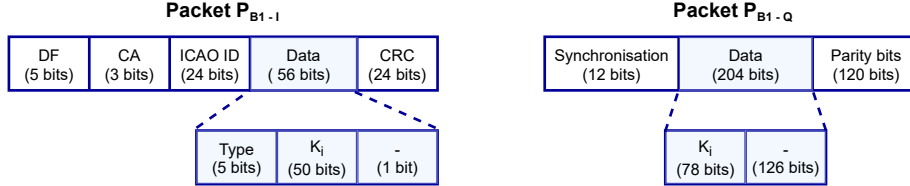
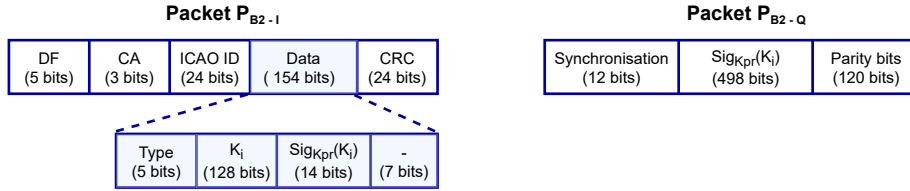


Fig. 3: Structure of the Type A packets in CABBA. The ADS-B message m encoded in the in-phase component P_{A-I} (in this example an airborne position report) and the security data σ in the quadrature component P_{A-Q} . These two logical packets are then used to generate the in-phase and quadrature signal components S_{A-I} and S_{A-Q} of the RF signal to be transmitted S_A .



(a) Structure of Type B1 packets, 112 bits for P_{B1-I} and 336 bits P_{B2-Q}



(b) Structure of Type B2 packets, 210 bits for P_{B2-I} and 630 bits P_{B2-Q}

Fig. 4: Structure of Type B1 and B2 packets, conveying only the authentication key or the authentication key and its signature, respectively.

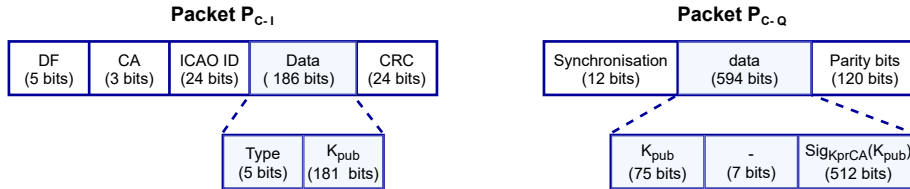


Fig. 5: Structure of Type C packets. They contain the public key K_{pub} of the aircraft and the signature of said key $\text{sig}_{K_{prCA}}(K_{pub})$. These packets are then used to generate the transmitted signal S_C .

packets and further interval keys in Type B packets causes no transitions.

At this point, the receiver is unable to perform neither entity authentication nor data origin authentication of any messages received because some security information is missing (has not been received), i.e. either a validate certificate in the case of State S_2 , a signed interval key in the case of State S_3 , or both in State S_1 . Nonetheless, the receiver is able to perform data integrity verification of the ADS-B messages received in previous intervals.

a: Data Integrity

In order to validate the message integrity of a message m' received during interval i , Bob must have already re-

ceived Type B1 packets P_{B1-I} and P_{B1-Q} at the beginning of the next interval $i + 1$. From these packets he will be able to reconstruct the interval key K_i by concatenating the first 50 bits contained in P_{B1-I} and the remaining 78 bits contained in P_{B1-Q} (as shown in Figure 3). The next step is to calculate the authentication key $K'_i = F'(K_i)$. Then, Bob calculates the “correct” HMAC of the received message m' with this authentication key K'_i as follows $\text{HMAC}' = \text{HMAC}(m', K'_i)$. Finally, Bob compares the λ leftmost bits of HMAC' with the received MAC. If they coincide, Bob will accept the message m' , otherwise, he will ignore it.

Note that this verification only meets the goal of *data integrity* of the message m' , i.e. that the message has

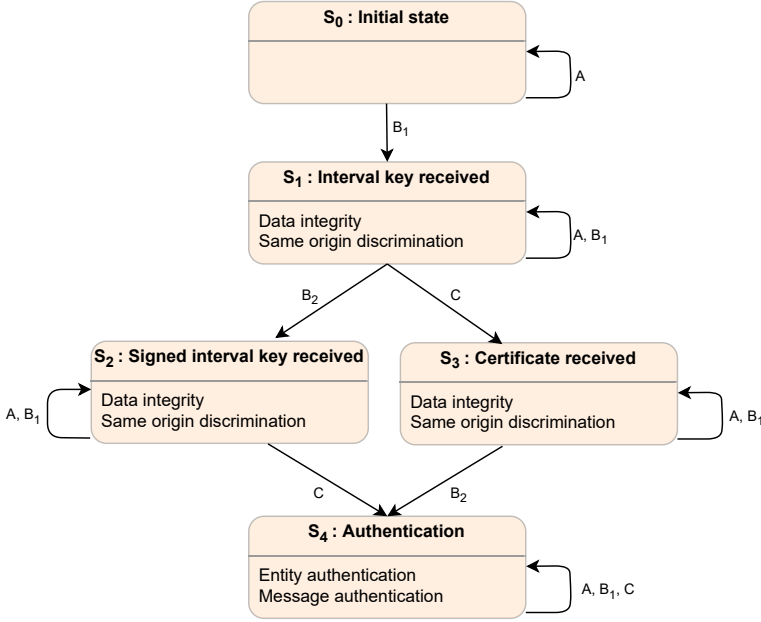


Fig. 6: State diagram illustrating the authentication process for ADS-B messages on the receiver side.

not been modified after its MAC was computed by its originator, whomever the originator might be (friend or foe, real aircraft or hacker).

b: Same-origin discrimination

While in States S_1 , S_2 and S_3 the receiver is unable to perform data origin authentication, there is an important security property that can be asserted at this point: *same-origin discrimination*, i.e. the ability to determine which message was sent by which sender, without necessarily having authenticated them.

To better understand this property, consider the following spoofing scenario. The attacker is aware that Alice’s aircraft with ICAO ID X_A is currently broadcasting ADS-B messages that Bob is receiving. The intent of the spoofer is to send counterfeit ADS-B messages bearing the same ICAO ID X_A . Aware that the aircraft ADS-B transmitter and the receiver have implemented CABBA, the spoofer can generate his own interval key sequence and use it to authenticate his fake messages. More precisely, let $K^* = K_0^*, \dots, K_N^*$ be the interval sequence generated by the aircraft and let $K^\dagger = K_0^\dagger, \dots, K_N^\dagger$ be the sequence generated by the spoofer. The spoofer then generates his own messages, including hashes computed with his own key sequence.

If both spoofer and Alice’s aircraft are in Bob’s reception range, Bob would then receive these two message streams corresponding to the same ICAO ID X_A , potentially contradictory. Thus, while Bob may not be able to know which messages came from the spoofer or from Alice’s aircraft, he will, nonetheless, be able to correctly associate a new message m' to either stream. Consider two messages m_1 and m_2 received by Bob at intervals

i_1 and i_2 , $i_2 > i_1$, respectively, and whose integrity was verified by Bob in the subsequent intervals $i_1 + 1$ and $i_2 + 1$ with interval keys K_{i_1} and K_{i_2} , respectively. Then if:

$$K_{i_1} = F^{(i_2 - i_1)}(K_{i_2}) \quad (11)$$

then Bob knows that m_1 and m_2 were sent by the same sender. In other words, in the above scenario Bob will be able to detect that there are two different senders A^* and A^\dagger sending messages with the same ICAO code, and further know which message corresponds to which sender. He will not, however, know which one corresponds to the real aircraft A .

c: Authentication

When Bob has received all required security information, i.e. a signed interval key and a certificate, he can then perform both identity authentication of the sender and message authentication (i.e. data origin authentication) of previously received messages. This will be possible when the state machine transitions to State S_4 .

Identity Authentication Upon receiving Type C packet P_{C-I} and P_{C-Q} , the public key K_{pub} is extracted by concatenating the 181 bits in P_{C-I} and the first 75 bits in P_{C-Q} . The key signature $\text{sig}_{K_{prCA}}(K_{pub})$ is extracted from the remaining 512 bits of P_{C-Q} , as shown in Figure 5. Since Bob knows the public key K_{pubCA} of the Certificate Authority, he is able to verify the validity of the signature of the aircraft key the corresponding signature verification procedure Verify , that returns a boolean of `true` if the signature is valid. In other words, let v_1 be the result of this first signature verification:

$$v_1 = \text{Verify}(K_{pubCA}, \text{sig}_{K_{prCA}}(K_{pub}), K_{pub}) \quad (12)$$

Message authentication Finally, having received a Type B2 packet P_{B2-I} and P_{B2-Q} , Bob proceeds to extract the key K_i from P_{B2-I} . To obtain the signature $\text{sig}_{K_{pr}}(K_i)$, he concatenates the 14 bits from P_{B2-I} with the 498 bits from P_{B2-Q} . Using this information, Bob verifies the authenticity of the interval key K_i . Let v_2 be the result of this verification procedure, as defined by the equation:

$$v_2 = \text{Verify}(K_{pub}, \text{sig}_{K_{pr}}(K_i), K_i) \quad (13)$$

If v_2 evaluates `true`, it means that the key K_i is authentic, i.e. that it has been generated by Alice. Furthermore, this outcome also implies that all ADS-B messages for which the MAC has been computed using K_i can also be deemed authentic.

VI. Backward compatibility experiments

We conducted backward-compatibility tests to verify that the phase overlay capability, as implemented in CABBA, does not affect the ability of existing hardware to decode the originals ADS-B messages that are being transmitted in the in-phase component of the 1090ES carrier.

To do so, we built an SDR-based implementation of CABBA and tested its backward compatibility with two distinct commercial-off-the-shelf (COTS) ADS-B solutions:

- 1) The Appareo Stratus II ADS-B receiver, a non-certified portable device used in general aviation (GA) aircraft. The Stratus II was connected via Wi-Fi to an iPad running the ForeFlight application displaying ADS-B traffic information.
- 2) The Collins TSS-4100, a certified avionics device integrating TCAS, transponder and ADS-B traffic surveillance capabilities, used in business jets and airline transport aircraft. This equipment was connected to a Collins AFD-6520 Adaptive Flight Display to render the traffic information.

The experimental setup we employed involved the following steps:

- 1) Generate ADS-B messages and corresponding CABBA packets using custom-made scripts.
- 2) Generate and transmit the corresponding RF signals using the HackRF One SDR.
- 3) Receive these RF signals with the corresponding COTS receiver.
- 4) Check that the transmitted ADS-B information is received and correctly interpreted. We consider the test to be successful if the transmitted traffic information was displayed with the correct information (call sign, position, etc.).

In our experimental setup, the ADS-B messages and the corresponding packets were generated using custom-made scripts. These scripts are based on the *ADSB_Encoder.py* [66] scripts. This original script only generates ADS-B messages of the position report type, when given the ICAO, latitude, longitude, and altitude of an aircraft as inputs. However, the logic of ADS-B receivers is such that in order for them to consider a given aircraft's traffic information, they must receive all required ADS-B message types, i.e. identity, speed, status, and operating status, at the frequency prescribed by the protocol. Thus, to conduct these tests, we built scripts that generate the remaining types of ADS-B messages⁴.

The scripts we constructed further added the functionality required to generate CABBA messages (keys and certificates) and the corresponding packets. This includes among others functions to compute the MAC of ADS-B packets, to apply DPSK modulation to data to be transmitted in quadrature, to I-Q modulate the in-phase data in PPM with the quadrature data in DPSK.

For these backward-compatibility experiments, we only constructed and transmitted type A messages, which carry the ADS-B message and its security data. We did not transmit the other types of CABBA messages (B1,

B2 and C), as these would be ignored by legacy receivers since they do not contain ADS-B data.

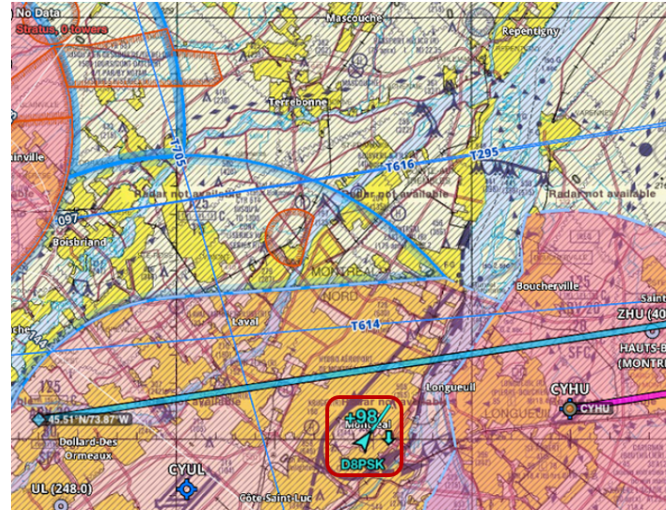


Fig. 7: Screen capture of the ForeFlight Maps display with traffic option activated, showing the correct information for the “synthetic” aircraft with call sign “D8PSK”, obtained from an iPad connected to the Stratus II receiver.



Fig. 8: Here is a picture of the display AFD-6520 Adaptive Flight Display showing the correct information for the “synthetic” aircraft with call sign “D16PSK”.

Our tests reveal that CABBA is backward-compatible with the two ADS-in receivers under test. Figure 7 shows the display of the ForeFlight application on the iPad connected to the Stratus II receiver. The information displayed corresponds exactly with the information sent from the Hacker RF One SDR. The same is true for the information displayed on the AFD-6520 connected to the TSS-4100 transponder, as shown in Figure 8. These results seem to indicate that the use of CABBA with legacy equipment would not compromise safety in the transitional period where some aircraft would not yet have CABBA-capable ADS-B receivers and displays.

⁴For this purpose the book *The 1090 Megahertz Riddle* [67] was an invaluable resource.

VII. Operational Viability of CABBA

While CABBA as proposed could provide a high level of security in terms of message authentication, there are some open questions regarding the viability of employing it in real-world situations due to operational and technological constraints.

First, we must determine which modulation scheme is most appropriate, D8PSK or D16PSK. Second, we must evaluate the bandwidth overhead of CABBA. Even with the use of PSK modulation, CABBA still requires more transmission time than plain ADS-B. It thus remains to be seen whether the resulting bandwidth overhead challenges its use in the already congested 1 090 MHz frequency. In this section, we describe our preliminary analysis of these questions using simulations to evaluate BER and real-world ADS-B data to conduct COR analysis.

A. Comparative BER analysis of CABBA with D8PSK vs. D16PSK

The aim of this BER analysis, is to determine which of the two phase overlay modulation schemes, D8PSK or D16PSK, provides the best balance between higher data throughput and acceptable signal quality, i.e. ADS-B service quality.

The BER is defined as the ratio of erroneously received bits to the total transmitted bits within a designated time frame [68], [69]. It serves as a measure to assess the performance (both in terms of quality and reliability) of a communication system, particularly in digital communication systems where noise and interference can cause errors in the received signal [70].

We used Simulink [71] to model the communication link of the CABBA protocol. Then, we used the MATLAB program `bertool` to perform Monte-Carlo simulations to determine the BER across an Additive White Gaussian Noise (AWGN) channel.

A lower BER indicates a better performance; for ADS-B, the standard establishes a maximum BER of 10^{-6} [3]. The BER curves of the two implementation of CABBA that we wanted to compare, as well as the BER curves of the D8PSK, D16PSK, and D32PSK modulations, are depicted in Figure 9. By observing these curves, we notice that:

- 1) When implemented with D8PSK, CABBA fulfills the requirements of the standard for normalized signal-to-noise values (E_b/N_0) greater than or equal to 15 dB. For these values, the BER is equal to zero, indicating that the transmission is error-free.
- 2) When implemented using D16PSK, CABBA fails to meet the requirement of the standard.

Based on these results, we find that the D8PSK technique is the best method for implementing phase overlay functionality in avionics systems operating in the 1090ES band. In the ADS-B context, the D16PSK technique has

a significant impact on data quality and reliability. Given the high error rates provided by D16PSK, the increase in throughput may not be worth it.

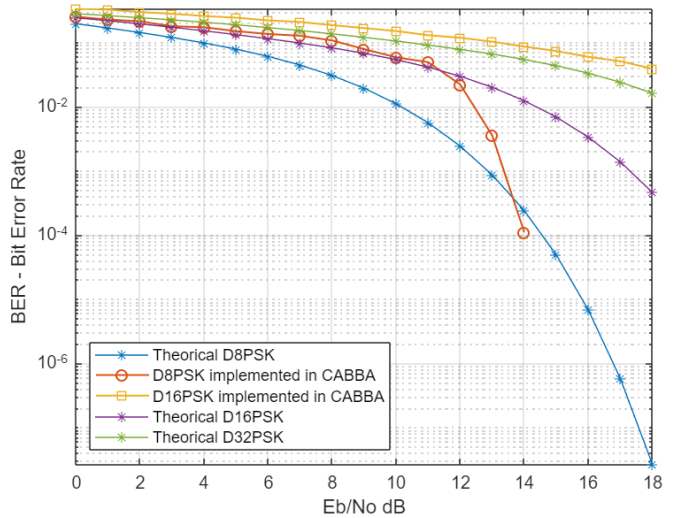


Fig. 9: BER analysis shows that CABBA meets the standard's requirements for normalized signal-to-noise values (E_b/N_0) greater than or equal to 15 dB when implemented with D8PSK. Indeed, the standard requires a $BER < 10^{-6}$ and from $E_b/N_0=15$ the BER is equal to 0.

B. Channel occupancy rate (COR) analysis

We conducted a COR analysis to determine to what extent the transmission of non-standard ADS-B information, which are essential for CABBA support, decreases the available bandwidth.

The ITU report ITU-R SM.2256-1 [72] provides a detailed discussion on different approaches for measuring and evaluating spectrum occupancy, i.e. a methodology to conduct COR analyses. We used it as a guide to conduct our analysis. Indeed, the activity factor (γ) reflects how active the communication channel is. It is defined as follows [73]:

$$\gamma = \frac{\sum_{i=1}^n \Delta t_i}{\Delta t} \quad (14)$$

where Δt_i represents the channel occupation time for the i -th active transmission and Δt represents the total duration of the period being considered.

We created a baseline of normal 1090ES channel occupancy levels using real ADS-B data retrieved from the OpenSky Network database [74]. Since 2013, the OpenSky Network has been gathering continuous air traffic surveillance data as a non-profit community-based receiver network [75]. All unfiltered raw data is kept by OpenSky and made available to academic and institutional researchers.

To collect data for our research, we chose a receiver near Paris Orly airport (IATA code ORY, ICAO code LFPO). We chose this receiver because of the high density

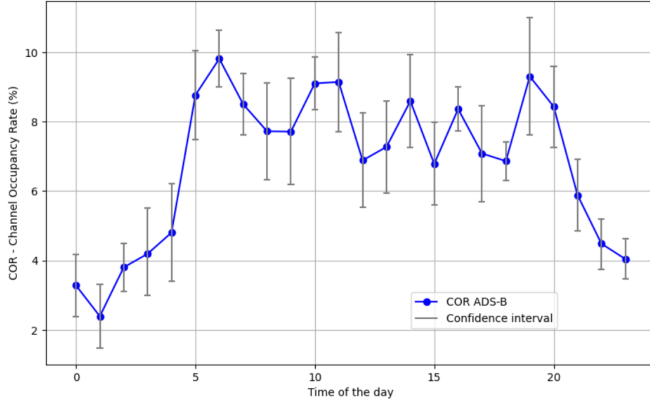


Fig. 10: Mean COR for ADS-B transmissions with confidence intervals, computed with a sampling of six 30-second periods for every hour of the day, on 3 August 2023.

	Scenario 1	Scenario 2	Scenario 3	Scenario 4
Δ_{B1}	5 s	5 s	5 s	5 s
Δ_{B2}	5 s	10 s	10 s	15 s
Δ_C	5 s	15 s	20 s	30 s

TABLE III: Transmission period parameters for each of the four scenarios for which we computed the COR values.

of aircraft traffic that can come within its reception range, including:

- 1) Aircraft transiting through the Northern France airspace, i.e. Paris Area Control Center (ACC), one of the busiest aerial corridors in the World. The ADS-B station could receive signals from aircraft at cruise altitude (30-35,000 feet) up to 200 nautical miles (360 km).
- 2) Aircraft transiting through the Paris Terminal Maneuvering Area (TMA) that are landing or departing from Paris Charles de Gaulle, Orly or Le Bourget, some of the busiest airports in Europe.
- 3) Aircraft on the ground at the Orly airport taxiing with transponders on.

We obtained a data capture of all traffic for this station for a 24-hour period on 3 August 2023. Obviously, aircraft traffic varies during the day, and hence so does 1090ES transmissions. We sampled the traffic within each 1-hour period and observed the transmission rate within 30 second-long periods within that hour. Taking six such samples for every hour, we observe quite a bit of variation in the number of transmissions within each hour; the corresponding confidence intervals are included in our results below.

In CABBA, we transmit four different types of packets, i.e. packet types A, B1, B2 and C. All packets of the same type have the same length and occupy the channel for the same duration. Let Δt_A , Δt_{B1} , Δt_{B2} and Δt_C be the transmission times for each of these packet types.

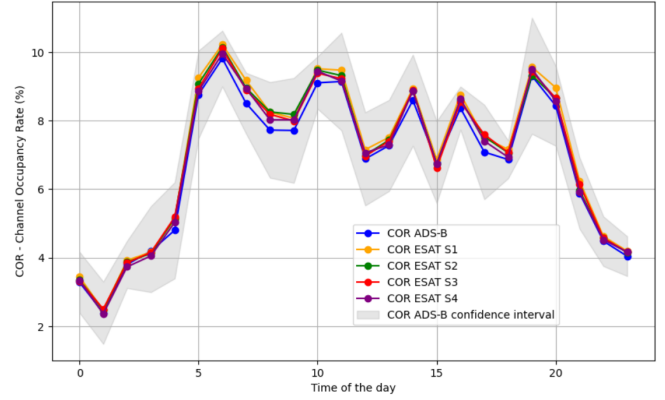


Fig. 11: Estimated mean COR values per hour for every hour of 3 August 2023, for ADS-B and for CABBA in each of the three possible parameter settings described in Table III.

These values are proportional to the bit length of these packets (Table II) *plus* the fixed 8-bit preamble. Given the 1090ES channel bit rate of 1 megabit/s, this results in 120 ms, 120 ms, 218 ms and 250 ms, respectively.

For each sampled time interval, let n_A , n_{B1} , n_{B2} and n_C be the number of packets of each that would be transmitted with CABBA. The resulting COR value is given by

$$\gamma = \frac{n_A \Delta t_A + n_{B1} \Delta t_{B1} + n_{B2} \Delta t_{B2} + n_C \Delta t_C}{\Delta t} \quad (15)$$

For our analysis, we conservatively consider that all aircraft in the dataset are CABBA-capable and are sending all CABBA packet types as described in the protocol description in Section V. Of course, our dataset only includes standard ADS-B packets and does not provide us with packet counts for non-standard CABBA packet type, except for Type A packets for which the count number n_A is the same as the number of ADS-B packets. For the other packet types, we estimate the number of transmissions to be equal to the number of different aircraft seen in the previous T seconds [76], where T is the transmission period of that type of packet. For example, let us consider Type B1 packets, i.e. packets containing unsigned interval keys. Each aircraft will send such a packet every T_{B1} seconds, i.e. with a T_{B1} -second period. At a given time t , let x be the number of different aircraft (with different ICAO ID) we have seen in our data set in the previous T_{B1} seconds. During that time period, some aircraft will have arrived in range and some others will have departed. If we assume that within the sampling interval (30 seconds) both the arrival and departure rate of aircraft are relatively small and similar to each other, we then can safely approximate the number of Type B1 packets that will be sent during that period to be x , i.e. $n_{B1} \approx x$. The same can be said for the counts n_{B2} of Type B2 and n_C of Type C packets which we approximate to be the number of different ICAO ID received in the previous T_{B2} and T_C seconds, respectively.

With these approximations, we are then able to compute the COR value γ from Equation 15. We consider four different parameter settings, described in Table III. In all scenarios, we keep the same 5-second Tesla interval duration set in SAT. In the first scenario, Type C packets are sent at every Tesla interval along with Type B2 packets; Type B1 packets are thus never sent. This is the “safest” scenario in which CABBA-compatible receivers must wait at most 5 seconds until being able to authenticate messages, in the sense that the uncertainty period for CABBA receivers where originators cannot be authenticated is minimized. The fourth scenario is the most bandwidth efficient, with Type B2 packets being sent every other Tesla interval and Type C packet every six intervals.

The first finding of this study is that COR values for standard ADS-B vary between 2.4% and 9.8%, for the quietest and busiest hours, 01h00 and 06h00 UTC, i.e. 03h00 and 08h00 Paris local time, respectively. Second, with respect to CABBA we observe that the maximum overhead corresponds, obviously, to Scenario 1, with the lowest interarrival times for Type B1, B2 and C packets. In Scenario 1, the average overhead in terms of packets transmitted is 3.76% per 30-second period, with an observed maximum of 5.76% during that day. In comparison, for the most bandwidth-efficient Scenario 4, the average overhead is 1.56% and maximised at 2.38%. With respect to channel occupancy levels observed on that day, this results in a maximum COR increase of 0.43% of total bandwidth capacity for the most bandwidth-consuming Scenario 4. These results are represented graphically in Figure 11.

In summary, whatever the parameter setting scenario we choose, the impact of implementing CABBA in terms of bandwidth is negligible. The overhead in terms of packets sent is capped at less than 6%. This is in sharp contrast with the original SAT proposal, which has an estimated overhead of 35%.

At the observed channel occupation levels, i.e. COR values between 2% and 10%, the COR increase for CABBA even its most bandwidth-consuming setting is less than 1%. Even in more congested airspaces with hypothetical COR values of up to 40%, implementing CABBA would increase COR to less than 43%, a very acceptable compromise.

VIII. CONCLUSION

In this paper, we have explored Compatible Authenticated Bandwidth-efficient Broadcast protocol for ADS-B (CABBA), a proposal to secure the Automatic Dependent Surveillance - Broadcast (ADS-B) protocol used in aviation. CABBA is an enhanced version of the Security in the Air using Tesla (SAT) protocol [15], that uses phase overlay modulation techniques as proposed in the Minimum Operational Performance Standard (MOPS) [3] to send the extra security data required by SAT. In addition, CABBA introduces other improvements to min-

imize bandwidth overhead of the security data required to achieve its security goals.

CABBA is one of many potential secure replacements for ADS-B that have been proposed. Among the key prerequisites for any such alternative is the ability to be deployed quickly and inexpensively, while still maintaining aviation safety. In particular, this means ensuring backward compatibility with current ADS-B receivers and avoiding significant impact on the bandwidth usage of the existing ADS-B transmission channels.

Utilizing phase overlay modulation techniques in ADS-B, as specified in the MOPS, is intended to maintain theoretical backward compatibility. Notably, the introduction of extra information into the quadrature component of the 1090ES carrier should not compromise the readability of the information within the in-phase component of the carrier, which remains in use by legacy ADS-B transmitters and receivers. Nonetheless, we conducted backward compatibility tests with two sets of commercial-off-the-shelf (COTS) legacy ADS-B receivers: 1) a non-certified ADS-B receiver used in General Aviation and a 2) certified avionics system used in business aircraft. Both laboratory tests indicated, as expected, that the extra security information was gracefully ignored by the legacy receivers and that both displayed correctly the ADS-B information being broadcast. This is a very encouraging result that reinforces the assumptions behind the MOPS and our use of it in CABBA. Further tests should ideally be conducted with a larger set of equipment in laboratory conditions, such as interoperability and stability tests. Once these tests are satisfactory, in-flight tests should follow, ideally in environments with high ADS-B channel usage and with sources of interference, such as multi-path transmissions due to terrain (mountains, water surface) or man-made obstacles (buildings, antennae, etc.). While we do not think that the use of the MOPS would affect backward compatibility in such real-world conditions, we do believe that it is important to study how transmission and bit error rate for the quadrature signal would be affected by such sources of interference and in high-channel usage.

The use of the MOPS makes the introduction of security information in CABBA relatively cheap in terms of bandwidth usage. Indeed, since with MOPS the quadrature signal is being concurrently transmitted, the channel occupation cost is solely determined by the transmission time of the in-phase signal. With CABBA this results in no extra channel occupation for the more frequent ADS-B messages (Type A packets), with the only extra cost due to the transmission of the TESLA interval keys (Type B1 packets), their signed versions (Type B2 packets) and the eventual transmission of public key certificates (Type C packets). We have conducted a simulation based on real-world ADS-B traffic data from a high traffic environment to forecast the channel occupancy rate (COR) overhead due to the use CABBA by estimating how many of these extra packets (Types B1, B2 and C) would be transmitted in such real world scenarios. We conducted this COR

analysis for various choices of CABBA parameters, in particular the rate of transmission of such extra packets. With a basic 5-second length for the TESLA interval, and varying interarrival times between 5 s and 30 s for packet types B1, B2 and C, we observe that the COR overhead is negligible, with an increase in channel occupancy topped at 5.76% for the “worst” case scenario where certificates are sent at every interval, i.e. every 5 seconds, and a very reasonable 2.38% for the more “economical” scenario with transmission of certificates every 30 seconds. In summary, we conclude that the channel occupancy overhead of CABBA should not be an obstacle to its deployment even in high channel-occupancy regions such as the one we studied.

These are very encouraging results and sets CABBA from the original SAT proposal that had a much higher and potentially unpractical channel occupation overhead; in this case it is the use of the MOPS phase overlay capability that makes all the difference. With the use of MOPS, the question of how often the certificate should be transmitted becomes less important. Even in the most bandwidth-consuming scenario, with certificates being sent at every interval, the channel occupancy overhead is quite reasonable. This is also the best scenario in terms of aviation safety, as it is the one in which it takes less time for the ADS-B receiver and associated avionics to ascertain message and data origin authenticity for ADS-B transmissions (5 seconds at most). In operational scenarios where such a high transmission rate for certificates would be unpractical, an interesting property of CABBA (as illustrated by the security state transition diagram in Figure 6) is that it is still possible to have same-origin discrimination even if certificates have not been received yet. In aviation safety terms, that means that while the receiver might not be able to determine which transmissions are genuine and which are spoofed, he is able to determine which came from which transmitter. In the case of ADS-B position reports, this would allow the receiver to correctly reconstruct and separate the tracks for the real aircraft and the spoofed ghost aircraft. This is useful as it might allow a higher-level of spoofing detection algorithms to discriminate which of the tracks is real by contrasting its data with physical models, standard trajectories and routes, known patterns, etc. How this same-origin information could be used to provide an additional layer of security, either before certificates are received or if private-key compromise is suspected (e.g. an insider threat) should be the subject of further research.

From an *operational and technical* point of view, CABBA is a promising solution. Our preliminary investigations show that the use of phase-overlay modulation techniques (D8PSK) proposed in the MOPS does not affect the capacity for legacy receivers to correctly interpret ADS-B messages. This would enable CABBA-compliant ADS-B hardware to co-exist with legacy ADS-B equipment without compromising safety. CABBA-compatible ADS-B receivers could benefit immediately

from the capability of authenticating ADS-B messages from CABBA compatible transmitters, and do so without compromising the continued operation of legacy ADS-B transmitters and receivers. Thus, a gradual deployment of CABBA, country-by-country, airspace class by airspace class or aircraft category by aircraft category could be possible. Furthermore, the bandwidth overhead of using CABBA is very reasonable and should not impede its deployment, even in congested airspace.

From an *organizational* point of view, however, an adequate, safe and international public-key infrastructure (PKI) would have to be deployed and be operated. While there are ICAO ID databases in operations, they do not currently support certificate-based PKI sharing of aircraft public keys. An implementation of such a PKI would necessitate global agreement and coordination to designate one or more trustworthy organizations that manage, share, and store aircraft public keys and their associated certificates. While this represents an important organizational challenge, we believe it is doable in the relatively short term. Such a similar infrastructure already exists for the sharing and storage of public keys used for the authentication of electronic Machine Readable Travel Documents (eMRTDs), including biometric passport [77]. This is currently supported by the ICAO Public Key Directory (PKD), which counts 90 participating countries spread across the five continents [78]. We believe that it would be possible to broaden its scope to include aircraft certificates so that it can also be used to authenticate CABBA messages.

Given the hardware and software architecture of most modern avionics systems, transforming legacy ADS-B equipment to support CABBA could probably be done with a firmware and software upgrade (e.g. in avionics using FPGA for signal processing). In such situations, the cost of upgrades and time to availability and certification would be less than a full avionics replacement.

In conclusion, for all of these reasons supported by our experimental work and analysis, we believe that CABBA offers the best choice for a quicker deployment of a secure ADS-B solution that meets operational and technological requirements, while simultaneously achieving security and aviation safety objectives.

ACKNOWLEDGMENT

The authors would like to thank the partners of the CyberSA project: Queen’s University, Bombardier, Rockwell Collins, Rhea Group, Carillon Information Security, the International Air Transport Association (IATA), the Natural Sciences and Engineering Research Council of Canada (NSERC) and the Consortium for Research and Innovation in Aerospace in Québec (CRIAQ). Their support has been pivotal in bringing this research to fruition. We sincerely appreciate their collaborative efforts to advance research in the field of avionics systems cybersecurity.

REFERENCES

- [1] X. Yang, J. Sun, and R. T. Rajan, "Aircraft trajectory prediction using ads-b data," in *Pre-Proceedings of the 2022 Symposium on Information Theory and Signal Processing in the Benelux*, 2022, p. 113.
- [2] RTCA, "Minimum Operational Performance Automatic Dependent Surveillance-Broadcast (ADS-B) and Traffic Information Services-Broadcast (TIS-B)," Radio Technical Commission for Aeronautics, Washington, DC, Technical report DO-260B, 2011.
- [3] —, "Minimum Operational Performance Standards for 1090 MHz Extended Squitter Automatic Dependent Surveillance – Broadcast (ADS-B) and Traffic Information Services – Broadcast (TIS-B)," Radio Technical Commission for Aeronautics, Washington, DC, Technical report DO-260C, 2020.
- [4] ICAO, "Doc 4444, Procedures for Air Navigation Services — Air Traffic Management," International Civil Aviation Organization, Montréal, QC, Technical report Doc 4444 PANS-ATM, 2016.
- [5] S. Thompson, D. Spencer, and J. Andrews, "An Assessment of the Communications, Navigation, Surveillance (CNS) Capabilities Needed to Support the Future Air Traffic Management System," Massachusetts Institute of Technology, Lincoln Laboratory, Cambridge, MA, Technical report, 2001.
- [6] EUROCAE, "Technical Specification for the ADS-B Ground Station," European Organisation for Civil Aviation Equipment, Paris, FR, Technical report ED-129, 2010.
- [7] —, "Technical Specification for a 1090 MHz Extended Squitter ADS-B ground station," European Organisation for Civil Aviation Equipment, Paris, FR, Technical report ED-129, 2015.
- [8] "OVERVIEW OF THE FAA ADS-B LINK DECISION," International Civil Aviation Organisation (ICAO), Jun. 2002. [Online]. Available: <https://www.icao.int/safety/acp/ACPWGF/ACP-WG-M-5/WGM510.pdf>
- [9] "Next Generation Air Transportation System (NextGen)," Federal Aviation Administration (FAA), Jul. 2022. [Online]. Available: <https://www.faa.gov/nextgen>
- [10] A. Costin and A. Francillon, "Ghost in the air (traffic): On insecurity of ads-b protocol and practical attacks on ads-b devices," *black hat USA*, vol. 1, pp. 1–12, 2012.
- [11] M. R. Manesh and N. Kaabouch, "Analysis of vulnerabilities, attacks, countermeasures and overall risk of the automatic dependent surveillance-broadcast (ADS-B) system," *International Journal of Critical Infrastructure Protection*, vol. 19, pp. 16–31, 2017.
- [12] M. Strohmeier, M. Schäfer, V. Lenders, and I. Martinovic, "Realities and challenges of nextgen air traffic management: the case of ads-b," *IEEE Communications Magazine*, vol. 52, no. 5, pp. 111–118, 2014.
- [13] L. Ryon and G. Rice, "A safety-focused security risk assessment of commercial aircraft avionics," in *2018 IEEE/AIAA 37th Digital Avionics Systems Conference (DASC)*. IEEE, 2018, pp. 1–8.
- [14] NIST, "Guideline for Using Cryptographic Standards in the Federal Government: Cryptographic Mechanisms," National Institute of Standards and Technology (NIST), Gaithersburg, MD, Technical Report NIST Special Publication (SP) 800-175B Rev. 1, 2020.
- [15] P. Berthier, J. M. Fernandez, and J.-M. Robert, "SAT: Security in the Air using Tesla," in *2017 IEEE/AIAA 36th Digital Avionics Systems Conference (DASC)*. IEEE, 2017, pp. 1–10.
- [16] A. Perrig, R. Canetti, J. D. Tygar, and D. Song, "The TESLA broadcast authentication protocol," *Rsa Cryptobytes*, vol. 5, no. 2, pp. 2–13, 2002.
- [17] A. Perrig and J. Tygar, "Tesla broadcast authentication," in *Secure Broadcast Communication*. Springer, 2003, pp. 29–53.
- [18] C. Finke, J. Butts, and R. Mills, "ADS-B encryption: confidentiality in the friendly skies," in *Proceedings of the Eighth Annual Cyber Security and Information Intelligence Research Workshop*. ACM, 2013, pp. 1–4.
- [19] C. Finke, J. Butts, R. Mills, and M. Grimaila, "Enhancing the security of aircraft surveillance in the next generation air traffic control system," *International Journal of Critical Infrastructure Protection*, vol. 6, no. 1, pp. 3–11, 2013.
- [20] R. S. Huang, H. M. Yang, and H. G. Wu, "Enabling confidentiality for ADS-B broadcast messages based on format-preserving encryption," in *Applied Mechanics and Materials*, vol. 543. Trans Tech Publ, 2014, pp. 2032–2035.
- [21] R. Agbeyibor, J. Butts, M. Grimaila, and R. Mills, "Evaluation of format-preserving encryption algorithms for critical infrastructure protection," in *International Conference on Critical Infrastructure Protection*. Springer, 2014, pp. 245–261.
- [22] J. Habibi Markani, A. Amrhar, J.-M. Gagné, and R. J. Landry, "Security establishment in ads-b by format-preserving encryption and blockchain schemes," *Applied Sciences*, vol. 13, no. 5, 2023. [Online]. Available: <https://www.mdpi.com/2076-3417/13/5/3105>
- [23] K. Samuelson, E. Valovage, and D. Hall, "Enhanced ADS-B research," in *2006 IEEE Aerospace Conference*. IEEE, 2006, pp. 7–pp.
- [24] T. Kacem, D. Wijesekera, and P. Costa, "Integrity and authenticity of ADS-B broadcasts," in *2015 IEEE Aerospace Conference*. IEEE, 2015, pp. 1–8.
- [25] Z. Feng, W. Pan, and Y. Wang, "A data authentication solution of ads-b system based on x. 509 certificate," in *27th International Congress of the Aeronautical Sciences, ICAS*, 2010, pp. 1–6.
- [26] A. K. Buchholz, "Dpp: Dual path pki for secure aircraft data communication," Ph.D. dissertation, Virginia Polytechnic Institute and State University, 2013.
- [27] J. Baek, Y.-J. Byon, E. Hableel, and M. Al-Qutayri, "An authentication framework for automatic dependent surveillance-broadcast based on online/offline identity-based signature," in *2013 Eighth International Conference on P2P, Parallel, Grid, Cloud and Internet Computing*. IEEE, 2013, pp. 358–363.
- [28] H. Yang, H. Kim, H. Li, E. Yoon, X. Wang, and X. Ding, "An efficient broadcast authentication scheme with batch verification for ads-b messages," *KSII Transactions on Internet and Information Systems (TIIS)*, vol. 7, no. 10, pp. 2544–2560, 2013.
- [29] H. Yang, R. Huang, X. Wang, J. Deng, and R. Chen, "Ebaa: An efficient broadcast authentication scheme for ads-b communication based on ibs-mr," *Chinese Journal of Aeronautics*, vol. 27, no. 3, pp. 688–696, 2014.
- [30] A. Yang, X. Tan, J. Baek, and D. S. Wong, "A new ads-b authentication framework based on efficient hierarchical identity-based signature with batch verification," *IEEE Transactions on Services Computing*, vol. 10, no. 2, pp. 165–175, 2015.
- [31] D. He, N. Kumar, K.-K. R. Choo, and W. Wu, "Efficient hierarchical identity-based signature with batch verification for automatic dependent surveillance-broadcast system," *IEEE Transactions on Information Forensics and Security*, vol. 12, no. 2, pp. 454–464, 2016.
- [32] G. Thumbar, N. Gayathri, P. V. Reddy, M. Z. U. Rahman *et al.*, "Efficient pairing-free identity-based ads-b authentication scheme with batch verification," *IEEE Transactions on Aerospace and Electronic Systems*, vol. 55, no. 5, pp. 2473–2486, 2019.
- [33] A. Braeken, "Holistic air protection scheme of ADS-B communication," *IEEE Access*, vol. 7, pp. 65 251–65 262, 2019.
- [34] Z. Wu, A. Guo, M. Yue, and L. Liu, "An ADS-B message authentication method based on certificateless short signature," *IEEE Transactions on Aerospace and Electronic Systems*, vol. 56, no. 3, pp. 1742–1753, 2019.
- [35] A. Asari, M. R. Alagheband, M. Bayat, and M. R. Asaar, "A new provable hierarchical anonymous certificateless authentication protocol with aggregate verification in ads-b systems," *Computer Networks*, vol. 185, p. 107599, 2021.
- [36] J. Subramani, A. Maria, R. B. Neelakandan, and A. S. Rajasekaran, "Efficient anonymous authentication scheme for automatic dependent surveillance-broadcast system with batch verification," *IET Communications*, vol. 15, no. 9, pp. 1187–1197, 2021.

- [37] S. Sciancalepore and R. Di Pietro, "SOS-Securing Open Skies," in *International Conference on Security, Privacy and Anonymity in Computation, Communication and Storage*. Springer, 2018, pp. 15–32.
- [38] H. Yang, M. Yao, Z. Xu, and B. Liu, "Lhcsas: a lightweight and highly-compatible solution for ADS-B security," in *GLOBECOM 2017-2017 IEEE Global Communications Conference*. IEEE, 2017, pp. 1–7.
- [39] NIST Computer Security Resource Center CSRC, "Symmetric Cryptography," 2014, Glossary terms and definitions last updated: July 21, 2022. [Online]. Available: https://csrc.nist.gov/glossary/term/symmetric_cryptography
- [40] —, "secret key (symmetric) cryptographic algorithm," 2014, Glossary terms and definitions last updated: July 21, 2022. [Online]. Available: https://csrc.nist.gov/glossary/term/secret_key_cryptographic_algorithm
- [41] NIST, "Recommendation for Block Cipher Modes of Operation: *Methods for Format-Preserving Encryption*," National Institute of Standards and Technology (NIST), Gaithersburg, MD, Technical Report NIST Special Publication (SP) 800-38G Rev. 1, 2019.
- [42] Y. Challal, H. Bettahar, and A. Bouabdallah, "A taxonomy of multicast data origin authentication: Issues and solutions," *IEEE Communications Surveys & Tutorials*, vol. 6, no. 3, pp. 34–57, 2004.
- [43] NIST, "Digital Signature Standard (DSS)," U.S. Department of Commerce, Gaithersburg, MD, Standard FIPS PUB 186-4, 2013. [Online]. Available: <https://nvlpubs.nist.gov/nistpubs/FIPS/NIST.FIPS.186-4.pdf>
- [44] —, "Digital Signature Standard (DSS)," U.S. Department of Commerce, Gaithersburg, MD, Standard FIPS PUB 186-5, 2023. [Online]. Available: <https://nvlpubs.nist.gov/nistpubs/FIPS/NIST.FIPS.186-5.pdf>
- [45] H. C. Van Tilborg and S. Jajodia, Eds., *Encyclopedia of Cryptography and Security*, 2nd ed. New York, NY: Springer New York, 2011. [Online]. Available: <https://doi.org/10.1007/978-1-4419-5906-5>
- [46] NIST, "Recommendation for Key Management: *Part 2 – Best Practices for Key Management Organizations*," U.S. Department of Commerce, Gaithersburg, MD, Standard NIST SP 800-57 PT . 2 R EV . 1, 2019. [Online]. Available: <https://nvlpubs.nist.gov/nistpubs/SpecialPublications/NIST.SP.800-57pt2r1.pdf>
- [47] Z. Wu, T. Shang, and A. Guo, "Security Issues in Automatic Dependent Surveillance-Broadcast (ADS-B): A Survey," *IEEE Access*, vol. 8, pp. 122 147–122 167, 2020. [Online]. Available: <http://dx.doi.org/10.1109/ACCESS.2020.3007182>
- [48] A. Shamir, "Identity-based cryptosystems and signature schemes," in *Workshop on the theory and application of cryptographic techniques*. Springer, 1984, pp. 47–53.
- [49] X. Hu, T. Wang, and H. Xu, "Cryptanalysis and improvement of a hibe and hibs without random oracles," in *2010 International Conference on Machine Vision and Human-machine Interface*. IEEE, 2010, pp. 389–392.
- [50] S. S. Chow, L. C. Hui, S. M. Yiu, and K. Chow, "Secure hierarchical identity based signature and its application," in *International Conference on Information and Communications Security*. Springer, 2004, pp. 480–494.
- [51] C. Gentry and A. Silverberg, "Hierarchical id-based cryptography," in *International conference on the theory and application of cryptology and information security*. Springer, 2002, pp. 548–566.
- [52] A. W. Dent, *Certificateless Cryptography*. Boston, MA: Springer US, 2011, pp. 192–193. [Online]. Available: https://doi.org/10.1007/978-1-4419-5906-5_314
- [53] H. Krawczyk, M. Bellare, and R. Canetti, "HMAC: Keyed-Hashing for Message Authentication," Internet Requests for Comments, RFC Editor, RFC 2104, 2 1997. [Online]. Available: <https://datatracker.ietf.org/doc/html/rfc2104>
- [54] NIST, "The Keyed-Hash Message Authentication code (HMAC)," U.S. Department of Commerce, Gaithersburg, MD, Standard FIPS PUB 198-1, 2008. [Online]. Available: <https://nvlpubs.nist.gov/nistpubs/FIPS/NIST.FIPS.198-1.pdf>
- [55] —, "Recommendation for Applications Using Approved Hash Algorithms," U.S. Department of Commerce, Gaithersburg, MD, Standard NIST SP 800-107 Rev. 1, 2012. [Online]. Available: <https://nvlpubs.nist.gov/nistpubs/Legacy/SP/nistspecialpublication800-107r1.pdf>
- [56] S. Gregory T., "Systems and methods for enhanced ATC overlay modulation," 20 Apr. 2016. [Online]. Available: <https://patents.google.com/patent/EP2661039B1>
- [57] —, "Systems and methods for providing an advanced atc data link," 1 Apr. 2010. [Online]. Available: <https://patents.google.com/patent/US20100079329>
- [58] O. Yeste-Ojeda and R. Landry, "ADS-B Authentication Compliant with Mode-S Extended Squitter Using PSK Modulation," *2015 IEEE 18th International Conference on Intelligent Transportation Systems (ITSC). Proceedings*, pp. 1773 – 8, 2015.
- [59] A.-Q. Nguyen, A. Amrhar, J. Zambrano, G. Brown, J. Landry, R., and O. Yeste, "Application of phase modulation enabling secure automatic dependent surveillance-broadcast," *Journal of Air Transportation*, vol. 26, no. 4, pp. 157 – 70, 2018.
- [60] M. Leonardi and M. Maisano, "Backward compatible physical layer protocol evolution for ADS-B message authentication," *IEEE Aerospace and Electronic Systems Magazine*, vol. 35, no. 5, pp. 16 – 26, 2020.
- [61] A. Doug, "Future ADS-B applications," ICAO, Technical Report Technical On-Line Workshop for the NAM/CAR Regions (ADS-B/OUT/W), 2021. [Online]. Available: <https://www.icao.int/NACC/Documents/Meetings/2021/ADSB/P05-FutureADS-B-ENG.pdf>
- [62] NIST, "Secure Hash Standard (SHS)," U.S. Department of Commerce, Gaithersburg, MD, Standard FIPS PUB 180-4, 2015. [Online]. Available: <https://nvlpubs.nist.gov/nistpubs/FIPS/NIST.FIPS.180-4.pdf>
- [63] —, "SHA-3 Standard: Permutation-Based Hash and Extendable-Output Functions," U.S. Department of Commerce, Gaithersburg, MD, Standard FIPS PUB 202, 2015. [Online]. Available: <https://nvlpubs.nist.gov/nistpubs/FIPS/NIST.FIPS.202.pdf>
- [64] S. Han, J. Lee, T. Kwon, and J.-W. Choi, "Performance analysis on DPSK modulation using symbol repetition and interleaving," *International Journal of Communication Systems*, vol. 31, no. 11, p. e3589, 2018.
- [65] F. Edbauer, "Bit error rate of binary and quaternary DPSK signals with multiple differential feedback detection," *IEEE Transactions on Communications*, vol. 40, no. 3, pp. 457–460, 1992.
- [66] Linar Yusupov, "ADSB_Encoder.py," 2017. [Online]. Available: <https://github.com/lyusupov/ADSB-Out>
- [67] J. Sun, *The 1090 Megahertz Riddle: A Guide to Decoding Mode S and ADS-B Signals*, 2nd ed. TU Delft OPEN Publishing, 2021.
- [68] International Telecommunication Union, "ITU-T recommendation G.821: Measurements and Test Signals for Digital Transmission Systems," ITU-T, Tech. Rep. G.821, 1998. [Online]. Available: <https://www.itu.int/rec/T-REC-G.821/en>
- [69] J. G. Proakis and M. Salehi, *Communications systems engineering*. Prentice Hall, 2008.
- [70] —, *Digital Communications*, 5th ed. McGraw-Hill Education, 2008.
- [71] C. Moler, "MATLAB version 9.11.0.1873467 (R2021b) Update 3," 2021. [Online]. Available: <https://www.mathworks.com/products/matlab.html>
- [72] ITU-R, "Spectrum occupancy measurements and evaluation," ITU, Technical report Report SM.2256-1(06/2016), 2016. [Online]. Available: <https://www.itu.int/pub/R-REP-SM.2256-1-2016>
- [73] J. Sun and J. M. Hoekstra, "Analyzing Aircraft Surveillance Signal Quality at the 1090 Megahertz Radio Frequency," in

- [74] OpenSky, “OpenSky Raw Data,” 2018. [Online]. Available: <https://opensky-network.org/datasets/raw/protected>
- [75] M. Schäfer, M. Strohmeier, V. Lenders, I. Martinovic, and M. Wilhelm, “Bringing Up Opensky: A Large-scale ADS-B Sensor Network for Research,” in *Proceedings of the 13th International Symposium on Information Processing in Sensor Networks*. IPSN, 2014, pp. 83–94.
- [76] T. Kistan, A. Gardi, R. Sabatini, S. Ramasamy, and E. Batuwangala, “An evolutionary outlook of air traffic flow management techniques,” *Progress in Aerospace Sciences*, vol. 88, pp. 15–42, 2017.
- [77] ICAO PKD, “ICAO Public Key Directory ICAO PKD White Paper – System Specification for participants,” ICAO, Montréal, QC, White paper, 2020. [Online]. Available: https://www.icao.int/Security/FAL/PKD/Documents/PKDTechicalDocuments/ICAO%20PKD%20White%20Paper_2020-07.pdf
- [78] ICAO Security and Facilitation, “ICAO PKD Participants,” 2022. [Online]. Available: <https://www.icao.int/Security/FAL/PKD/Pages/ICAO-PKDParticipants.aspx>