

# ParsNets: A Parsimonious Orthogonal and Low-Rank Linear Networks for Zero-Shot Learning

Jingcai Guo<sup>1,2</sup> Qihua Zhou<sup>1</sup> Ruibing Li<sup>1</sup> Xiaocheng Lu<sup>3</sup> Ziming Liu<sup>1</sup> Junyang Chen<sup>1</sup> Xin Xie<sup>4</sup> Jie Zhang<sup>1</sup>

## Abstract

This paper provides a novel parsimonious yet efficient design for zero-shot learning (ZSL), dubbed *ParsNets*, where we are interested in learning a composition of *on-device friendly* linear networks, each with orthogonality and low-rankness properties, to achieve equivalent or even better performance against existing deep models. Concretely, we first refactor the core module of ZSL, i.e., visual-semantic mapping function, into several base linear networks that correspond to diverse components of the semantic space, where the complex nonlinearity can be collapsed into simple local linearities. Then, to facilitate the generalization of local linearities, we construct a maximal margin geometry on the learned features by enforcing low-rank constraints on intra-class samples and high-rank constraints on inter-class samples, resulting in orthogonal subspaces for different classes and each subspace lies on a compact manifold. To enhance the model’s adaptability and counterbalance over/under-fittings in ZSL, a set of sample-wise indicators is employed to select a sparse subset from these base linear networks to form a composite semantic predictor for each sample. Notably, maximal margin geometry can guarantee the diversity of features, and meanwhile, local linearities guarantee efficiency. Thus, our *ParsNets* can generalize better to unseen classes and can be deployed flexibly on resource-constrained devices. Theoretical explanations and extensive experiments are conducted to verify the effectiveness of the proposed method.

<sup>1</sup>Department of Computing, The Hong Kong Polytechnic University <sup>2</sup>The Hong Kong Polytechnic University Shenzhen Research Institute <sup>3</sup>Department of Computer Science and Engineering, The Hong Kong University of Science and Technology <sup>4</sup>School of Computer Science and Technology, Tianjin University. Correspondence to: **Jingcai Guo** <jc-jingcai.guo@polyu.edu.hk>.

Under Review.

## 1. Introduction

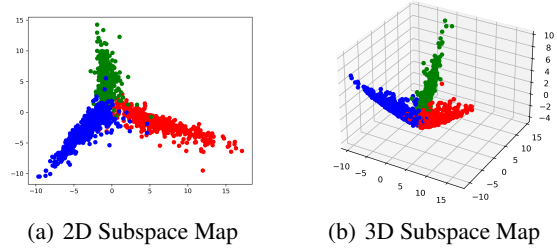


Figure 1. Subspace visualization of AWA2 (Xian et al., 2018a) on three random classes.

Zero-shot learning (ZSL) has received increasing attention for its imitation ability of human-like knowledge transfer to recognize unseen classes without having to observe any real sample before (Chen et al., 2021b; Khan et al., 2023). Such recognition is typically achieved by training labeled seen class samples combined with a set of shared semantic descriptors spanning both seen and unseen classes, and generalizing the trained model to recognize samples from unseen classes. The shared semantic descriptors are usually implemented by simple semantic attributes (Lampert et al., 2013) or word vectors (Pennington et al., 2014) that contain class-wise high-level information for each class. Therefore, a natural and widely adopted ZSL solution is to map a sample from its original feature space, e.g., visual space w.r.t. images, to the shared semantic space to construct a visual-semantic mapping function, wherein, the mapped semantic representation is calculated with those descriptors to search for one matched class that has the highest compatibility with the sample. Notably, based on the search scope, the classic ZSL and generalized ZSL (GZSL) are further defined, where the former infers only unseen classes, while the latter can also classify novel samples of seen classes.

In ZSL/GZSL, since the trained model has no observation of any sample from unseen classes, the mapping function is inherently biased towards seen classes (Fu et al., 2015; Guo et al., 2023b), i.e., the mapped features are usually overfitted to clusters near seen classes, hence can hardly infer to unseen classes with satisfactory performance. To relieve the domain-biased overfitting, especially for GZSL,

existing methods usually resorted to learning more representative features having less gap between seen/unseen classes. Some widely used approaches include 1) visual-semantic alignment, for smooth knowledge transfer (Schonfeld et al., 2019; Guo & Guo, 2020); 2) generative methods (i.e., synthesize mimic samples of unseen classes), for training a holistic model (Huang et al., 2019; Zhao et al., 2022); and 3) fine-grained methods, for extracting more generalizable features (Huynh & Elhamifar, 2020; Guo et al., 2023b).

Despite certain relief from the domain bias, we observe that existing methods, in turn, may inevitably incur the underfitting phenomenon on their trained models. For example, most GZSL models usually tend to obtain higher Harmonic Mean metrics (Xian et al., 2017) of the test accuracy. In other words, the recognition tasks for seen and unseen classes can suppress each other, yielding two mediocre results across seen/unseen classes. Hence, the training of ZSL/GZSL can easily fluctuate between over/under-fittings and degrade the model’s generalization ability.

Moreover, it can be noted that existing methods mostly rely on a series of complex deep models to extract and fuse comprehensive features for superior recognition (Xie et al., 2019; Huynh & Elhamifar, 2020; Wang et al., 2018; Guo et al., 2023b). As a result, such training and deployment can be costly in terms of both computing and memory overhead. In this regard, we make an assumption that ZSL/GZSL can be more favorable to a scenario associated with resource-constrained devices due to the low or even zero data requirements. Such a scenario can also well align with ubiquitous devices and data in real-world applications. However, as far as we know, nearly no research has investigated lightweight ZSL/GZSL models deployed on resource-constrained devices.

In this paper, we suggest that the above generalization and lightweight requirements can be jointly achieved by our properly designed parsimonious-yet-efficient network refactoring framework, namely, *ParsNets*. Specifically, we utilize a set of base linear networks to estimate the nonlinear visual-semantic mapping function that usually involves complex deep models, wherein, each base linear network can correspond to different components of the semantic space shared by both seen and unseen classes (Figure ??). To encourage the learned features to be most discriminative from each other and generalizable to novel concepts, we enforce a low-rank structure to the features of data samples from the same class and a high-rank structure to the features of data samples from all different classes. Hence, intra-class samples can reside in the same linear subspace, and meanwhile, inter-class subspaces can be orthogonal from each other. Such constructed maximal margin geometry is expected to facilitate a smooth knowledge transfer between seen and unseen classes since no entanglement exists. Moreover, to

further encourage the model’s adaptability and counterbalance over/under-fittings, we employ a set of sample-wise indicators to select a sparse subset of these base linear networks to form a composite predictor for each sample, thus the global nonlinearity can be collapsed into sparse local linearities to further reduce the computing complexity.

In summary, our contributions are three-fold:

- We propose *ParsNets*, which is the first work that provides a parsimonious and on-device-friendly framework for ZSL/GZSL by refactoring the nonlinear large network into a composition of simple local linear networks.
- We enforce maximal margin geometry on the learned features to maximize the model’s discrimination and generalization ability, thus enabling a smooth knowledge transfer between seen and unseen classes.
- We provide detailed theoretical explanations on the rationality and implementation guarantee of *ParsNets*, which indicates its feasibility.

## 2. Related Work

### 2.1. Visual-Semantics Mapping in ZSL/GZSL

Existing ZSL/GZSL methods adopt three approaches to construct the visual-semantic mapping, including forward, reverse, and intermediate functions. Among them, forward mapping is the mainstream that maps samples from their visual features to the semantic space and computes their compatibilities with class-level semantic descriptions (Akata et al., 2015; Schonfeld et al., 2019). Conversely, reverse mapping suggests that projecting semantic features into the visual space may decrease the feature variances (Zhang et al., 2017). Diverging from direct mappings, intermediate functions explore metric networks to compute compatibilities of paired input visual and semantic features in an intermediate space (Sung et al., 2018). However, we can note that the above methods are mostly built upon complex deep models which are all innately computationally and memory-intensive frameworks. [This paper]: To align with most methods, we follow the forward mapping approach to implement the visual-semantic mapping function, and moreover, construct the followed network refactoring to achieve a parsimonious-yet-efficient ZSL framework.

### 2.2. Domain-Bias Problem

In recent years, extensive efforts have been made to relieve the domain bias caused by the disjoint train (seen) and test (unseen) classes. For example, some methods tried to align the visual and semantic features within the visual-semantic mapping function to enable a smooth knowledge

transfer (Zhang & Saligrama, 2015; Schonfeld et al., 2019; Guo & Guo, 2020). Differently, some other methods proposed to synthesize mimical samples conditioned on unseen class semantic descriptors and jointly train a holistic model combined with seen class samples (Huang et al., 2019; Zhao et al., 2022; Feng et al., 2022). In contrast, some recent methods focused on fine-grained elements or key points within samples to extract more generalizable features between seen/unseen classes (Xie et al., 2019; Huynh & Elhamifar, 2020; Guo et al., 2023b). Despite the relief from the domain-biased overfitting, we observe that underfitting can arise and fluctuate the training towards mediocre convergence for both seen/unseen classes. **[This paper]**: We construct the maximal margin geometry along with the network refactoring to encourage the discrimination of learned features, and utilize sample-wise indicators to enable a sparse composition of base linear networks. Such regularization can facilitate the generalization towards unseen classes, and explore a better balance between over/under-fittings.

### 3. Methodology

#### 3.1. Preliminaries

Given a dataset from seen domain  $\mathcal{D}^S = \{x_i, a_{y_i}, y_i\}_{i=1}^N$  that contains  $N$  labeled samples  $x_i \in \mathcal{X}^S$  with seen class labels  $y_i \in \mathcal{Y}^S$ . The task of GZSL is to construct a model trained on  $\mathcal{D}^S$  while can also generalize well to unseen domain  $\mathcal{D}^U = \{(x^u, a_{y^u}, y^u) \mid x^u \in \mathcal{X}^U, y^u \in \mathcal{Y}^U\}$ , where  $\mathcal{X}^S \cap \mathcal{X}^U = \phi$  and  $\mathcal{Y}^S \cap \mathcal{Y}^U = \phi$ . To achieve this goal, a set of shared per-class semantic descriptors  $\mathcal{A} = \mathcal{A}^S \cup \mathcal{A}^U$  is further specified for seen classes ( $a_{y_i} \in \mathcal{A}^S$ ) and unseen classes ( $a_{y^u} \in \mathcal{A}^U$ ), respectively, which are widely implemented by attributes or word vectors. Thus, the model can be formalized into training a parameterized mapping function  $f : \mathcal{X} \rightarrow \mathcal{A}$  that maps a sample  $x$  from its original feature space  $\mathcal{X}$ , e.g., visual space w.r.t. images, to the shared semantic space  $\mathcal{A}$  as:

$$\arg \min_{\Theta} \frac{1}{N} \sum_{i=1}^N \mathcal{L}(f(x_i; \Theta), a_{y_i}) + \varphi(\Theta), \quad (1)$$

where  $\mathcal{L}(\cdot)$  minimizes the variance between mapped semantic features and ground-truth descriptors and  $\varphi(\cdot)$  regularizes the network weight  $\Theta$ , if needed. During inference, given a test sample  $x^t$ , the recognition can be described as:

$$\arg \max_j \Lambda(f(x_t; \Theta), a_j \mid \mathcal{A}), \quad (2)$$

where  $\Lambda(\cdot)$  is a similarity metric that searches the most closely related descriptor from  $\mathcal{A}$ , whose class is then assigned to the sample. Notably, if the search scope is restricted to  $\mathcal{A}^U$ , the recognition becomes the classic ZSL.

#### 3.2. Adaptive Composition of Linear Networks

To break the dependence on complex deep models, one possible solution is to use local linearities to estimate the global nonlinearity (Liu et al., 2018; Li et al., 2020). In this paper, we apply a similar strategy to construct the visual-semantic mapping function. Concretely, we assume that a complex nonlinearly separable space can have sufficient linearly separable subspaces, and as such, we refactor the deep function  $f(\cdot; \Theta)$  into several base linear networks as:

$$f(x) = \sum_{i=1}^K (\Theta_i^T x + b_i) \cdot \xi_i(x) + b, \quad (3)$$

where  $\Theta_i^T x + b_i$  ( $i = 1, 2, \dots, K$ ) are a set of base linear networks with trainable weight  $\Theta_i^T$  that jointly estimate  $f(x)$ , and  $b_i$  denotes the bias constant vector. Such an estimation directly reduces the overhead in terms of both computing and memory with only limited accuracy loss (Oiwu & Fujimaki, 2014; Liu et al., 2018; Li et al., 2020).

Differently, in our method, we further utilize a set of associated indicators  $\xi_i(\cdot)$ , i.e.,

$$\Xi(x) = [\xi_1(x), \dots, \xi_K(x)], \quad (4)$$

to adaptively select a subset of  $\{\Theta_i^T\}$  to form a composite sample-wise semantic predictor  $f(x) \mid \xi_i(x)$  for each  $x$ . Such indicators are expected to be binary and sparse signals to fit with diverse samples in both visual and semantic spaces. Notably, the binarity can provide a gated functionality to active specific  $\Theta_i^T$ , and the sparsity pushes the composite predictor to explore a better balance between over/under-fittings due to sample-wise selection. Without loss of generality, given the  $\xi_i(\cdot)$  (introduced in sect. *Sample-Wise Indicators*), we define one variable  $\Phi(x)$  as:

$$\begin{aligned} \Phi(x) &= [\xi_1(x), x^T \xi_1(x), \dots, \xi_K(x), x^T \xi_K(x)], \\ &= [\Xi^T(x) \otimes [\mathbf{1} \ x^T]]^T, \end{aligned} \quad (5)$$

where  $\Xi^T(x) = [\xi_1(x), \dots, \xi_K(x)]$  and  $\otimes$  denotes the Kronecker production, and denote the variable  $\Theta$  as:

$$\Theta = [b_1, \Theta_1^T, \dots, b_K, \Theta_K^T]^T. \quad (6)$$

Thus, the composite semantic predictor in Eq. 3 can be rewritten as a regression form as:

$$f(x) = \Theta^T \Phi(x) + b. \quad (7)$$

Note that Eq. 7 can be significantly reduced to a lightweight model with the sparse binary signals from  $\Xi^T(x)$ , wherein, only a few numbers of  $\{\Theta_i^T\}$  are activated. In other words, the nonlinear model  $f(x)$  can collapse into a linear model at each point  $x$  and its nearby local field.

Mathematically, Eq. 7 can be solved efficiently by constructing a quadratic programming problem with the structural risk minimization as:

$$\begin{aligned} \arg \min_{\Theta, b, \gamma_l, \gamma_l^*} & \frac{1}{2} \Theta^\top \Theta + C \sum_{l=1}^N (\gamma_l + \gamma_l^*), \\ \text{s.t.} & \begin{cases} \Theta^\top \Phi(x_l) + b - a_{y_l} \leq \epsilon + \gamma_l^* \\ a_{y_l} - \Theta^\top \Phi(x_l) - b \leq \epsilon + \gamma_l \\ \gamma_l, \gamma_l^* \geq 0, i = 1, 2, \dots, N \end{cases} \end{aligned} \quad (8)$$

where  $a_{y_l}$  is the expected semantic descriptor,  $\gamma_l$  and  $\gamma_l^*$  are slack variables, and  $C$  is a non-negative weight that penalizes the prediction error  $\epsilon$ . Since the input dimension is usually large, we can consider its dual form. Specifically, we introduce Lagrange multipliers  $\alpha_l \geq 0$ ,  $\mu_l \geq 0$ ,  $\alpha_l^* \geq 0$ , and  $\mu_l^* \geq 0$  to obtain the Lagrange function as:

$$\begin{aligned} L(\Theta, \gamma_l, \gamma_l^*, \alpha, \alpha^*, \mu, \mu^*) &= \frac{1}{2} \Theta^\top \Theta + C \sum_{l=1}^N (\gamma_l + \gamma_l^*) \\ &+ \sum_{l=1}^N \alpha_l \left( \underbrace{\Theta^\top \Phi(x_l) + b - a_{y_l}}_{f(x_l)} - \epsilon - \gamma_l \right) \\ &+ \sum_{l=1}^N \alpha_l^* \left( \underbrace{-\Theta^\top \Phi(x_l) - b + a_{y_l}}_{-f(x_l)} - \epsilon - \gamma_l^* \right) \\ &- \sum_{l=1}^N (\mu_l \gamma_l + \mu_l^* \gamma_l^*). \end{aligned} \quad (9)$$

It is easy to note that such a function can be solved by obtaining the saddle point  $\frac{\partial L}{\partial \Theta} = 0$ ,  $\frac{\partial L}{\partial \gamma_l} = 0$ , and  $\frac{\partial L}{\partial \gamma_l^*} = 0$ , and we can rewrite Eq. 8 as:

$$\begin{aligned} \arg \max_{\alpha, \alpha^*} & \sum_{l=1}^N (\alpha_l - \alpha_l^*) f(x) - \epsilon \sum_{l=1}^N (\alpha_l + \alpha_l^*) \\ &- \frac{1}{2} \sum_{l=1}^N \sum_{j=1}^N (\alpha_l - \alpha_l^*) (\alpha_j - \alpha_j^*) T(x_l, x_j), \quad (10) \\ \text{s.t.} & \sum_{l=1}^N (\alpha_l - \alpha_l^*) = 0, 0 \leq \alpha_l, \alpha_l^* \leq C, \end{aligned}$$

where  $T(x_l, x_j)$  is a constructed transformation function defined via Eq. 5 as:

$$\begin{aligned} T(x_l, x_j) &= \Phi(x_l)^\top \Phi(x_j) \\ &= (1 + x_l x_j) \sum_{i=1}^M \xi_i(x_l) \xi_i(x_j). \end{aligned} \quad (11)$$

Solving this problem and obtaining  $\alpha_l$  and  $\alpha_l^*$ , the model in Eq. 3 can then be described as:

$$f(x) = \sum_{l=1}^N (\alpha_l - \alpha_l^*) T(x, x_l) + b. \quad (12)$$

### 3.3. Sample-Wise Indicators

As to the associated indicators  $\Xi(x)$  in Eq. 4, we expect such signals can have the following properties: 1) discrimination, which can provide sufficient compositions of linear networks for diverse samples; and 2) sparsity and binarity, which activate only a small subset of base linear networks to form the composite predictor. Based on this guidance, our method employs a simple unsupervised linear encoder (denoted as  $\mathbf{W}$ )-decoder (denoted as  $\mathbf{W}'$ ) network to preliminarily capture the intrinsic data structure:

$$\arg \min_{\mathbf{W}, \mathbf{W}'} \|\mathbf{X} - \mathbf{W}' \mathbf{W} \mathbf{X}\|_2, \quad (13)$$

wherein, the latent embedding  $\mathbf{E} = \mathbf{W} \mathbf{X}$  is usually more representative compressed variables that can be potentially used to construct the indicators  $\Xi(x)$ . In practice, Eq. 13 can be reformulated as  $\|\mathbf{X} - \mathbf{W}' \mathbf{W} \mathbf{X}\|_2$  by using the tied weights (Ranzato et al., 2007), i.e.,  $\mathbf{W}' = \mathbf{W}^\top$ , where only  $\mathbf{W}$  remains for estimation, hence reducing the complexity.

Now we elaborate on the design of  $\Xi(x)$ . Given the embedding  $\mathbf{E}_x \in \mathbb{R}^h$  of a sample  $x$ , we split it into a set of  $K$  components:

$$\left\{ \mathbf{E}_x^{(i)} = \mathbf{E}_x \left[ (i-1) \frac{h}{K} + 1, i \frac{h}{K} \right] \in \mathbb{R}^{\frac{h}{K}} \right\}_{i=1}^K, \quad (14)$$

that correspond to  $K$  base linear networks. To determine the selection, we calculate the variance of each  $\mathbf{E}_x^{(i)}$  to the mean value of  $\mathbf{E}_x$ , i.e., denoted as  $\text{Var}^{(i)}(\mathbf{E}_x^{(i)} | \mu_{E_x})$ . Then, we can rewrite the indicators of Eq. 4 to:

$$\Xi(x) = \left[ \text{Var}^{(1)}, \dots, \text{Var}^{(K)} \right], \quad (15)$$

where each  $\xi_i(x) = \text{Var}^{(i)}$ . The rationality lies in that, if the variance of  $\mathbf{E}_x^{(i)}$  is large, then the latent variables are more significant compared with others. Finally, to achieve a sparse subset of base linear networks, we rank all variances and select top- $k$  indicators  $\xi_i(x)$ , i.e.,  $k \ll K$ , and set them to 1, which can activate the corresponding base linear networks in Eq. 3 with  $(\Theta_i^\top x + b_i) \cdot 1$ . Meanwhile, the remaining indicators are set to 0 to omit these base linear networks.

It is noticed that the encoder  $\mathbf{W}$  can be a pre-trained building block based on  $\mathcal{D}^S$ . In our method, on the one hand, it can be used to construct the sample-wise indicators, and meanwhile, on the other hand, we can also use the latent embedding  $\mathbf{E} = \mathbf{W} \mathbf{X}$  as the initial features of the composite linear networks of Eq. 3.

### 3.4. Orthogonality and Low-Rankness

The proposed composite linear networks provide the guarantee of a parsimonious and on-device-friendly framework for

our *ParsNets*. In this section, inspired by subspace transformation (Qiu & Sapero, 2015), we enforce a maximal margin geometry on the mapped features, i.e., low-rank structure to intra-class features and high-rank structure to inter-class features, respectively, which further guarantees the model’s generalization ability.

Concretely, without loss of generality, given the weight  $\Theta_i$  of a linear network described in Eq. 3, we rewrite it as the matrix form as  $\Theta_i^T \mathbf{X}$ , where  $\mathbf{X} = [x_1 | x_2 | \dots | x_N] \in \mathcal{D}^S$  with each column  $x_i \in \mathbb{R}^d$  denoting a labeled sample from total  $|\mathcal{Y}^S|$  seen classes. Let  $\mathbf{X}_v$  denote the sample matrix extracted from the columns of  $\mathbf{X}$  that belong to  $v$ -th class, we construct a minimization problem as:

$$\begin{aligned} \arg \min_{\Theta_i} \sum_{i=1}^K \sum_{v=1}^{|\mathcal{Y}^S|} \left\| \Theta_i^T \mathbf{X}_v \right\|_* - \left\| \Theta_i^T \mathbf{X} \right\|_*, \quad (16) \\ \text{s.t. } \left\| \Theta_i^T \right\| = 1, \langle \Theta_i, \Theta_j \rangle = 0 (\forall j \in [1, K], i \neq j), \end{aligned}$$

where  $\|\cdot\|_*$  is the nuclear norm which is a relaxation form of the non-differentiable rank function  $\text{rank}(\cdot)$ , i.e.,  $\|\Theta_i^T \mathbf{X}_v\|_*$ ,  $\|\Theta_i^T \mathbf{X}\|_* \approx \text{rank}(\Theta_i^T \mathbf{X}_v)$ ,  $\text{rank}(\Theta_i^T \mathbf{X})$ .

Notably, in Eq. 16,  $\|\Theta_i^T \mathbf{X}_v\|_*$  minimizes the rank of the mapped feature matrix of each class, which can encourage intra-class samples to reside in the same linear subspace. Meanwhile,  $\|\Theta_i^T \mathbf{X}\|_*$  maximizes the rank of the mapped feature matrix of all classes, which can additionally encourage the aforementioned linear subspaces to be orthogonal from each other, thus maximizing the generalization ability. Moreover,  $\|\Theta_i^T\| = 1$  is an extra regularization term, i.e., corresponds to  $\varphi(\Theta)$  in Eq. 1, to avoid zero solution  $\Theta_i^T = \mathbf{0}$ , and  $\langle \Theta_i, \Theta_j \rangle = 0$  pushes each linear network to be independent of each other.

Now, we prove that the global minimum of Eq. 16 can be reached as 0, when each  $\mathbf{X}_v$  is orthogonal to the other.

**Proposition 3.1.** *If  $\mathbf{X}_v$  and  $\mathbf{X}_{v'}$  are orthogonal to each other, where  $\forall v, v' \in [1, K]$  and  $v \neq v'$ , then Eq. 16 reaches the global minimum, i.e., Eq. 16=0.*

To prove Proposition 3.1, we first present two theorems, i.e., Theorem 3.2 and Theorem 3.3.

**Theorem 3.2.** *Let  $\mathbf{M}$  and  $\mathbf{N}$  be matrices that have the same row dimensions, and let  $[\mathbf{M}, \mathbf{N}]$  be the concatenation of  $\mathbf{M}$  and  $\mathbf{N}$ , we have:*

$$\|[\mathbf{M}, \mathbf{N}]\|_* \leq \|\mathbf{M}\|_* + \|\mathbf{N}\|_*. \quad (17)$$

*Proof of Theorem 3.2.* Can be proved easily via:

$$\begin{aligned} \|\mathbf{M}\|_* + \|\mathbf{N}\|_* &= \|[\mathbf{M} \ \mathbf{0}]\|_* + \|[\mathbf{0} \ \mathbf{N}]\|_* \\ &\geq \|[\mathbf{M} \ \mathbf{0}] + [\mathbf{0} \ \mathbf{N}]\|_* = \|[\mathbf{M}, \mathbf{N}]\|_*. \end{aligned} \quad (18)$$

□

**Theorem 3.3.** *Let  $\mathbf{M}$  and  $\mathbf{N}$  be matrices that have the same row dimensions, and let  $[\mathbf{M}, \mathbf{N}]$  be the concatenation of  $\mathbf{M}$  and  $\mathbf{N}$ , we have:*

$$\|[\mathbf{M}, \mathbf{N}]\|_* = \|\mathbf{M}\|_* + \|\mathbf{N}\|_*, \quad (19)$$

when  $\mathbf{M}$  and  $\mathbf{N}$  are column-wise orthogonal.

*Proof of Theorem 3.3.* We apply the singular value decomposition to  $\mathbf{M}$  and  $\mathbf{N}$  as:

$$\begin{aligned} \mathbf{M} &= [\mathbf{U}_{\mathbf{M}1} \ \mathbf{U}_{\mathbf{M}2}] \begin{bmatrix} \sum_{\mathbf{M}} & 0 \\ 0 & 0 \end{bmatrix} [\mathbf{U}_{\mathbf{M}1} \ \mathbf{U}_{\mathbf{M}2}]', \\ \mathbf{N} &= [\mathbf{U}_{\mathbf{N}1} \ \mathbf{U}_{\mathbf{N}2}] \begin{bmatrix} \sum_{\mathbf{N}} & 0 \\ 0 & 0 \end{bmatrix} [\mathbf{U}_{\mathbf{N}1} \ \mathbf{U}_{\mathbf{N}2}]', \end{aligned} \quad (20)$$

where  $\sum_{\mathbf{M}}$  and  $\sum_{\mathbf{N}}$  contain non-zero singular values, then we can have:

$$\begin{aligned} \mathbf{M}\mathbf{M}' &= [\mathbf{U}_{\mathbf{M}1} \ \mathbf{U}_{\mathbf{M}2}] \begin{bmatrix} \sum_{\mathbf{M}}^2 & 0 \\ 0 & 0 \end{bmatrix} [\mathbf{U}_{\mathbf{M}1} \ \mathbf{U}_{\mathbf{M}2}]', \\ \mathbf{N}\mathbf{N}' &= [\mathbf{U}_{\mathbf{N}1} \ \mathbf{U}_{\mathbf{N}2}] \begin{bmatrix} \sum_{\mathbf{N}}^2 & 0 \\ 0 & 0 \end{bmatrix} [\mathbf{U}_{\mathbf{N}1} \ \mathbf{U}_{\mathbf{N}2}]'. \end{aligned} \quad (21)$$

Given that  $\mathbf{M}$  and  $\mathbf{N}$  are column-wise orthogonal, i.e.,  $\mathbf{U}_{\mathbf{M}1}' \mathbf{U}_{\mathbf{N}1} = 0$ , then Eq. 21 can be rewritten as:

$$\begin{aligned} \mathbf{M}\mathbf{M}' &= [\mathbf{U}_{\mathbf{M}1} \ \mathbf{U}_{\mathbf{N}1}] \begin{bmatrix} \sum_{\mathbf{M}}^2 & 0 \\ 0 & 0 \end{bmatrix} [\mathbf{U}_{\mathbf{M}1} \ \mathbf{U}_{\mathbf{N}1}]', \\ \mathbf{N}\mathbf{N}' &= [\mathbf{U}_{\mathbf{M}1} \ \mathbf{U}_{\mathbf{N}1}] \begin{bmatrix} 0 & 0 \\ 0 & \sum_{\mathbf{N}}^2 \end{bmatrix} [\mathbf{U}_{\mathbf{M}1} \ \mathbf{U}_{\mathbf{N}1}]'. \end{aligned} \quad (22)$$

Then we can have:

$$\begin{aligned} [\mathbf{M}, \mathbf{N}][\mathbf{M}, \mathbf{N}]' &= \mathbf{M}\mathbf{M}' + \mathbf{N}\mathbf{N}' \\ &= [\mathbf{U}_{\mathbf{M}1} \ \mathbf{U}_{\mathbf{N}1}] \begin{bmatrix} \sum_{\mathbf{M}}^2 & 0 \\ 0 & \sum_{\mathbf{N}}^2 \end{bmatrix} [\mathbf{U}_{\mathbf{M}1} \ \mathbf{U}_{\mathbf{N}1}]'. \end{aligned} \quad (23)$$

Since the nuclear norm  $\|\mathbf{M}\|_*$  equals to the sum of the square root of the singular values of  $\mathbf{M}\mathbf{M}'$ , so we can have  $\|[\mathbf{M}, \mathbf{N}]\|_* = \|\mathbf{M}\|_* + \|\mathbf{N}\|_*$  that proves Eq. 19. □

*Proof of Proposition 3.1.* It is obvious that Theorem 3.2 and Theorem 3.3 can be extended to multiple matrices. As a result, for Eq. 16, we have:

$$\sum_{i=1}^K \sum_{v=1}^{|\mathcal{Y}^S|} \left\| \Theta_i^T \mathbf{X}_v \right\|_* - \left\| \Theta_i^T \mathbf{X} \right\|_* \geq 0. \quad (24)$$

Based on Theorem 3.3 and Eq. 24, the minimization problem described in Eq. 16 can achieve the global minimum of 0, if the column spaces of all pairs of matrices are orthogonal. □

Method	Venue	AWA2	CUB-200	SUN	aPY
SE-ZSL (Kumar Verma et al., 2018)	CVPR '18	80.8	60.3	64.5	39.8
f-CLSWGAN (Xian et al., 2018b)	CVPR '18	68.2	57.3	60.8	-
Zhu et al. (Zhu et al., 2019)	NeurIPS '19	<b>83.5</b>	70.5	-	-
AREN (Xie et al., 2019)	CVPR '19	67.9	70.7	61.7	44.1
APNet (Liu et al., 2020)	AAAI '20	68.0	57.7	62.3	41.3
RGEN (Xie et al., 2020)	ECCV '20	73.6	76.1	63.8	44.4
OCD-CVAE (Keshari et al., 2020)	CVPR '20	<u>81.7</u>	60.8	<b>68.9</b>	-
DAZLE (Huynh & Elhamifar, 2020)	CVPR '20	75.2	64.1	62.5	-
LsrGAN (Vyas et al., 2020)	ECCV '20	66.4	60.3	62.5	-
APN (Xu et al., 2020)	NeurIPS '20	68.4	72.0	61.6	-
HSVA (Chen et al., 2021a)	NeurIPS '21	70.6	62.8	63.8	-
VGSE (Xu et al., 2022)	CVPR '22	64.0	28.9	38.1	-
TDCSS (Feng et al., 2022)	CVPR '22	71.2	61.1	-	-
PSVMA (Liu et al., 2023a)	CVPR '23	79.4	72.9	<u>66.5</u>	<u>45.9</u>
GKU (Guo et al., 2023b)	AAAI '23	-	<u>76.9</u>	-	-
DGZ (Chen et al., 2023)	AAAI '23	74.0	<b>80.1</b>	65.4	<b>46.6</b>
<i>ParsNets (ours)</i>	Proposed	<b>82.6</b>	<b>80.3</b>	<b>70.2</b>	<b>48.7</b>

Table 1. Comparison of ZSL performance with state-of-the-art competitors (accuracy %). The best result is marked in ‘**underlined bold**’, the second in ‘**bold**’, and the third in ‘underlined’. ‘-’ indicates there is no reported result/open source or not applicable to the dataset.

Method	Venue	AWA2			CUB-200			SUN			aPY		
		U	S	H	U	S	H	U	S	H	U	S	H
f-CLSWGAN (Xian et al., 2018b)	CVPR '18	57.9	61.4	59.6	43.7	57.7	49.7	42.6	36.6	39.4	-	-	-
SE-GZSL (Kumar Verma et al., 2018)	CVPR '18	58.3	68.1	62.8	41.5	53.3	46.7	40.9	30.5	34.9	-	-	-
Zhu et al. (Zhu et al., 2019)	NeurIPS '19	37.6	<b>87.1</b>	52.5	36.7	71.3	48.5	-	-	-	-	-	-
AREN (Xie et al., 2019)	CVPR '19	54.7	79.1	64.7	63.2	69.0	66.0	40.3	32.3	35.9	30.0	47.9	36.9
LsrGAN (Vyas et al., 2020)	ECCV '20	54.6	74.6	63.0	48.1	59.1	53.0	44.8	37.7	40.9	-	-	-
DAZLE (Huynh & Elhamifar, 2020)	CVPR '20	<u>75.7</u>	60.3	67.1	59.6	56.7	58.1	24.3	<b>52.3</b>	33.2	-	-	-
OCD-CVAE (Keshari et al., 2020)	CVPR '20	59.5	73.4	65.7	44.8	59.9	51.3	44.8	42.9	43.8	-	-	-
RGEN (Xie et al., 2020)	ECCV '20	67.1	76.5	<u>71.5</u>	60.0	<u>73.5</u>	66.1	44.0	31.7	36.8	30.4	<u>48.1</u>	<u>37.2</u>
APNet (Liu et al., 2020)	AAAI '20	<b>83.9</b>	54.8	66.4	55.9	48.1	51.7	40.6	35.4	37.8	<u>74.7</u>	32.7	45.5
HSVA (Chen et al., 2021a)	NeurIPS '21	56.7	79.8	66.3	52.7	58.3	55.3	<u>48.6</u>	39.0	43.3	-	-	-
TDCSS (Feng et al., 2022)	CVPR '22	59.2	74.9	66.1	44.2	62.8	51.9	-	-	-	-	-	-
VGSE (Xu et al., 2022)	CVPR '22	51.2	<b>81.8</b>	63.0	21.9	45.5	29.5	24.1	31.8	27.4	-	-	-
PSVMA (Liu et al., 2023a)	CVPR '23	73.6	77.3	<b>75.4</b>	<u>70.1</u>	<b>77.8</b>	<b>73.8</b>	<u>61.7</u>	<u>45.3</u>	<b>52.3</b>	-	-	-
GKU (Guo et al., 2023b)	AAAI '23	-	-	-	52.3	71.1	60.3	-	-	-	-	-	-
DGZ (Chen et al., 2023)	AAAI '23	65.9	78.2	<u>71.5</u>	<b>71.4</b>	64.8	<u>68.0</u>	49.9	37.6	42.8	<u>38.0</u>	<b>63.5</b>	<b>47.6</b>
<i>ParsNets (ours)</i>	Proposed	<b>77.6</b>	<u>81.4</u>	<u>79.5</u>	<b>72.8</b>	<b>79.4</b>	<b>76.0</b>	<b>57.2</b>	<b>49.5</b>	<b>53.1</b>	<b>42.3</b>	<b>68.6</b>	<b>52.3</b>

Table 2. Comparison of GZSL performance with state-of-the-art competitors (accuracy %). The best result is marked in ‘**underlined bold**’, the second in ‘**bold**’, and the third in ‘underlined’. ‘-’ indicates there is no reported result/open source or not applicable to the dataset.

## 4. Experiments

### 4.1. Experimental Setup

**Dataset.** We evaluate our *ParsNets* on four widely used ZSL/GZSL benchmark datasets including:

- **AWA2:** The Animals with Attributes 2 (Xian et al., 2018a) is the most widely used ZSL/GZSL benchmark that contains 37,322 samples of 50 animal classes, each with 85 numeric attribute values as the class-level descriptors.
- **CUB-200:** The Caltech-UCSD Birds-200-2011 (Wah et al., 2011) is another important benchmark that consists of 11,788 samples of 200 bird species classes, each with 312 attributes as the class-level descriptors.

Besides, it also provides fine-grained annotations for fine-grained ZSL/GZSL methods.

- **SUN:** The SUN Attribute (Patterson et al., 2014) is a large-scale scene image dataset that contains 14,340 samples of 717 scenario-style classes, each with 102 attributes as the class-level descriptors.
- **aPY:** The Attribute Pascal and Yahoo (Farhadi et al., 2009) is collected from Pascal VOC 2008 and Yahoo that consists of 15,339 samples of 32 classes, each with 64 attributes as the class-level descriptors.

As to the splitting strategy of seen and unseen classes for each dataset, we and all involved competitors strictly follow (Xian et al., 2018a), which is the most adopted benchmark

splitting for ZSL/GZSL, to ensure a fair comparison.

**Evaluation Metrics.** Two different scenarios are considered in our experiments, including the classic ZSL and GZSL. For ZSL, the recognition only searches the test samples from unseen classes and reports the multi-way classification accuracy as in previous works for our method and each involved competitor. Differently, for GZSL, we compute the average per-class prediction accuracy on test samples from unseen classes (U) and seen classes (S), respectively, and report the Harmonic Mean calculated by  $H = (2 \times U \times S) / (U + S)$  to quantify the aggregate performance across both seen and unseen classes. As to the competitors, we select representative **deep learning-based ZSL/GZSL methods** based on the following criteria: 1) formally published in the most recent years; 2) covered a wide range of models; 3) all of them clearly represented the state-of-the-art.

**Implementation.** We implement the proposed *ParsNets* on Raspberry Pi 4B<sup>1</sup>, which is a widely used low-cost edge device platform equipped with ARM Cortex-A72 CPU and 4GB RAM. Similar to the server-based computing architecture, the edge platform is installed with Ubuntu 20.10, Miniconda3, and PyTorch 1.8.0. that can support most modeling frameworks. To construct the *ParsNets*, we use the single-layer neural network with ReLU activation function for each of the base linear networks in Eq. 3, and the total number of the networks  $K$  is empirically set as 200 for all datasets. As to the sample-wise indicators in Eq. 15, we rank all variances and then enable  $k$  ranges in  $\{10, 20, 30, 40, 80, 120, 160, 200\}$ , which corresponds to  $\{5\%, 10\%, 15\%, 20\%, 40\%, 60\%, 80\%, 100\%\}$  of the total base linear networks that have been activated during training. As to the visual representation, to align with the common practice of most existing methods, we use the 2048-dimensional visual features extracted from ResNet for each input sample. It is noticed that the other competitors are all implemented and running on server-based computers along with powerful GPUs and large storage, further highlighting the on-device-friendly functionality of our method.

## 4.2. Comparison of ZSL Performance

We compare the proposed *ParsNets* with 16 state-of-the-art deep learning-based competitors in the classic ZSL scenario and report the multi-way classification accuracy in Table 1. It can be observed from the results that our method outperforms most deep learning-based competitors on all datasets. For example, DGZ (Chen et al., 2023) and TDCSS (Feng et al., 2022) are the most two powerful generative model-based ZSL competitors that can achieve 80.1% and 61.1% recognition accuracy on CUB-200. In contrast, despite as a non-deep method, our method obtains 0.2% and 19.2% higher performance with much lower computing cost. On

the other hand, as a complex graph fine-grained method that utilized powerful GNNs as the sample representation, GKU (Guo et al., 2023b) achieves 76.9% on CUB-200. In contrast, our method obtains a much better performance of 80.3% with/on only the resource-constrained device.

## 4.3. Comparison of GZSL Performance

As shown in Table 2, we compare the proposed *ParsNets* with 15 state-of-the-art deep learning-based competitors in the GZSL scenario and report the average per-class prediction accuracy on unseen classes (U), seen classes (S), and their Harmonic Mean (H). We can observe that our method also constantly outperforms other deep learning-based competitors by even improved margins than that of the ZSL scenario on all datasets. Specifically, in GZSL, most competitors can hardly achieve balanced performance in both seen and unseen classes due to the domain biased over/under-fittings problem. For example, in Zhu et al. (Zhu et al., 2019) and APNet (Liu et al., 2020), there exist 49.5% and 42.0% margins between the accuracy of seen and unseen classes in AWA2 and aPY, respectively, thus the overall performance, i.e, Harmonic Mean, is significantly poor for real-world application. Moreover, even some of the most powerful competitors such as PSVMA (Liu et al., 2023a) and DGZ (Chen et al., 2023) can still have a nonnegligible margin, i.e., 16.4% and 12.3% in SUN and AWA2, respectively. In contrast, due to the utilization of the proposed sample-wise composite semantic predictor and the constructed maximal margin geometry, our method can significantly relieve the domain biased over/under-fittings problem and obtains a more balanced performance in both seen and unseen classes.

## 4.4. Mapping Robustness

To further demonstrate the effectiveness of our method in relieving the domain biased over/under-fittings problems, we visualize the raw and mapped features of samples from test unseen classes of AWA2 (10 unseens) and CUB-200 (50 unseens), respectively, using t-SNE (Van der Maaten & Hinton, 2008) in Figure 2. It can be observed that we can pose more subspaces between different classes with the obtained mapped features than the results with raw features. Specifically, Figure 2(a) and Figure 2(c) are the visualizations of raw features of AWA2 and CUB-200, respectively, where most classes are clustered in panhandle subspaces. In contrast, Figure 2(b) and Figure 2(d) are the visualizations of mapped features of AWA2 and CUB-200, respectively, by reusing the trained model based on only seen classes. It is obvious that the mapped feature space results in more subspaces for different classes, thus our method can be more separable and robust across both seen and unseen classes.

<sup>1</sup>www.raspberrypi.com/products/raspberry-pi-4-model-b




Figure 2. Visualization results of mapping robustness: (a) raw features of unseen classes in AWA2, (b) mapped features of unseen classes in AWA2, (c) raw features of unseen classes in CUB-200, and (d) mapped features of unseen classes in CUB-200 (better viewed in color).

Module		AWA3	CUB-200	SUN	aPY
SCLN	MMG	(%)	(%)	(%)	(%)
✓		67.2	58.8	51.4	38.3
	✓	69.5	67.2	55.2	40.1
✓	✓	82.6	80.3	70.2	48.7

Table 3. Ablation study

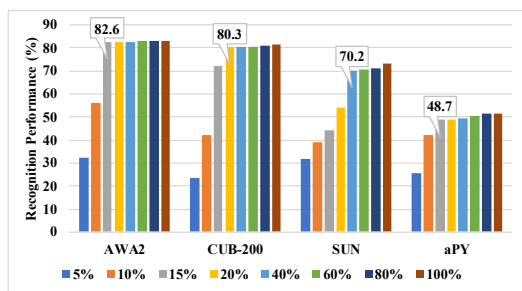


Figure 3. Sparseness analysis on AWA2, CUB-200, SUN, and aPY datasets. The optimal sparseness is 15%, 20%, 40%, and 15%, respectively (better viewed in color).

#### 4.5. Further Analysis

We design two additional experiments to further analyze the impact of some key building blocks of our method.

**Ablation Study.** We consider three scenarios to verify the effectiveness of the parsimonious network design in ZSL performance, including 1) only the sample-wise composite linear networks (SCLN) are used; 2) only the maximal margin geometry (MMG) is used (with all base linear networks activated); and 3) full *ParsNets* with both SCLN and MMG. The results are demonstrated in Table 3. We can observe that by using only SCLN or MMG separately, the performance is mediocre across all datasets. However, if both SCLN and MMG are used to form the *ParsNets*, our recognition performance is significantly improved with a large margin of 15.4% in AWA2, 21.5% in CUB-200, 18.8% in SUN, and 10.4% in aPY. Such an improvement fully demonstrates the effectiveness and rationality of our method.

**Sparseness.** The sample-wise indicators are another important criterion in our method, where we need to select top- $k$  indicators to activate  $k$  (out of total  $K$ ) base linear networks to form the sparse composite linear networks for each sample. We rank all variances in Eq. 15 and then enable  $k$  ranges in  $\{10, 20, 30, 40, 80, 120, 160, 200\}$  during training, which corresponds to a sparsity of  $\{5\%, 10\%, 15\%, 20\%, 40\%, 60\%, 80\%, 100\%\}$  out of the total number of base linear networks. We repeat the running on all datasets and record the ZSL recognition accuracy of each sparsity in Figure 3. It can be observed that as the number of base linear networks increases, the accuracy gradually improves at the very beginning phase. Soon, it reaches a stable phase where we can explore a trade-off between recognition accuracy and sparsity for each dataset. Specifically, we set  $k = 30$  (15%) for AWA2,  $k = 40$  (20%) for CUB-200,  $k = 80$  (40%) for SUN, and  $k = 30$  (15%) for aPY.

## 5. Conclusion

We proposed the *ParsNets*, which is a novel parsimonious-yet-efficient ZSL/GZSL framework. Our method first refactors the visual-semantics mapping function into several local base linear networks to estimate the nonlinearity of complex deep models. With a constructed maximal margin geometry on the features by enforcing low-rank and high-rank constraints to intra-class and inter-class samples, respectively, our method encourages orthogonal subspaces for different classes which can enable a smooth knowledge transfer between seen/unseen classes. The sample-wise indicators are then employed to guarantee a sparse composition of base linear networks to further relieve the domain biased over/under-fittings problem, and meanwhile, enable a lightweight and on-device-friendly ZSL framework. Experimental results verified the effectiveness of our method.

## References

Akata, Z., Reed, S., Walter, D., Lee, H., and Schiele, B. Evaluation of output embeddings for fine-grained image classification. In *IEEE/CVF Conference on Computer*



- Vision and Pattern Recognition*, pp. 2927–2936, 2015.
- Chen, D., Shen, Y., Zhang, H., and Torr, P. H. Deconstructed generation-based zero-shot model. In *Proceedings of the AAAI Conference on Artificial Intelligence*, volume 37, pp. 295–303, 2023.
- Chen, S., Xie, G., Liu, Y., Peng, Q., Sun, B., Li, H., You, X., and Shao, L. Hsva: Hierarchical semantic-visual adaptation for zero-shot learning. In *Advances in Neural Information Processing Systems*, pp. 16622–16634, 2021a.
- Chen, Z., Luo, Y., Qiu, R., Wang, S., Huang, Z., Li, J., and Zhang, Z. Semantics disentangling for generalized zero-shot learning. In *IEEE/CVF International Conference on Computer Vision*, pp. 8712–8720, 2021b.
- Farhadi, A., Endres, I., Hoiem, D., and Forsyth, D. Describing objects by their attributes. In *Computer Vision and Pattern Recognition, 2009. CVPR 2009. IEEE Conference on*, pp. 1778–1785. IEEE, 2009.
- Feng, Y., Huang, X., Yang, P., Yu, J., and Sang, J. Non-generative generalized zero-shot learning via task-correlated disentanglement and controllable samples synthesis. In *IEEE/CVF Conference on Computer Vision and Pattern Recognition*, pp. 9346–9355, 2022.
- Fu, Y., Hospedales, T. M., Xiang, T., and Gong, S. Transductive multi-view zero-shot learning. *IEEE Transactions on Pattern Analysis and Machine Intelligence*, 37(11): 2332–2345, 2015.
- Guo, J. An improved incremental training approach for large scaled dataset based on support vector machine. pp. 149–157, 2016.
- Guo, J. Learning robust visual-semantic mapping for zero-shot learning. *arXiv preprint arXiv:2104.05668*, 2021.
- Guo, J. and Guo, S. Adaptive adjustment with semantic feature space for zero-shot recognition. pp. 3287–3291, 2019a.
- Guo, J. and Guo, S. Ams-sfe: Towards an alignment of manifold structures via semantic feature expansion for zero-shot learning. pp. 73–78, 2019b.
- Guo, J. and Guo, S. Ee-ae: An exclusivity enhanced unsupervised feature learning approach. pp. 3517–3521, 2019c.
- Guo, J. and Guo, S. A novel perspective to zero-shot learning: Towards an alignment of manifold structures via semantic feature expansion. *IEEE Transactions on Multimedia*, 23:524–537, 2020.
- Guo, J. and Liu, Z. Application: Image-based visual perception. pp. 123–144, 2022.
- Guo, J., Ma, S., Zhang, J., Zhou, Q., and Guo, S. Dual-view attention networks for single image super-resolution. pp. 2728–2736, 2020.
- Guo, J., Guo, S., Ma, S., Sun, Y., and Xu, Y. Conservative novelty synthesizing network for malware recognition in an open-set scenario. *IEEE Transactions on Neural Networks and Learning Systems*, 2021.
- Guo, J., Guo, S., Zhang, J., and Liu, Z. Fed-fsnet: Mitigating non-iid federated learning via fuzzy synthesizing network. *arXiv preprint arXiv:2208.12044*, 2022.
- Guo, J., Guo, S., Ma, S., Sun, Y., and Xu, Y. Cns-net: Conservative novelty synthesizing network for malware recognition in an open-set scenario. *arXiv preprint arXiv:2305.01236*, 2023a.
- Guo, J., Guo, S., Zhou, Q., Liu, Z., Lu, X., and Huo, F. Graph knows unknowns: Reformulate zero-shot learning as sample-level graph recognition. 37(6):7775–7783, 2023b.
- Guo, J., Liu, Y., Guo, S., Zhang, W., Cao, X., Zheng, Q., et al. Sfp: Spurious feature-targeted pruning for out-of-distribution generalization. *arXiv preprint arXiv:2305.11615*, 2023c.
- Guo, J., Xu, Y., Xu, W., Zhan, Y., Sun, Y., and Guo, S. Mdenet: Multi-modal dual-embedding networks for malware open-set recognition. *arXiv preprint arXiv:2305.01245*, 2023d.
- Huang, H., Wang, C., Yu, P. S., and Wang, C.-D. Generative dual adversarial network for generalized zero-shot learning. In *IEEE/CVF Conference on Computer Vision and Pattern Recognition*, pp. 801–810, 2019.
- Huo, F., Xu, W., Guo, S., Guo, J., Wang, H., and Liu, Z. Procc: Progressive cross-primitive consistency for open-world compositional zero-shot learning. *arXiv preprint arXiv:2211.12417*, 2022.
- Huo, F., Liu, Z., Guo, J., Xu, W., and Guo, S. Utdnet: A unified triplet decoder network for multimodal salient object detection. *Neural Networks*, 2023a.
- Huo, F., Xu, W., Guo, J., Wang, H., Fan, Y., and Guo, S. Offline-online class-incremental continual learning via dual-prototype self-augment and refinement. *arXiv preprint arXiv:2303.10891*, 2023b.
- Huynh, D. and Elhamifar, E. Fine-grained generalized zero-shot learning via dense attribute-based attention. In *IEEE/CVF Conference on Computer Vision and Pattern Recognition*, pp. 4483–4493, 2020.

- Keshari, R., Singh, R., and Vatsa, M. Generalized zero-shot learning via over-complete distribution. In *IEEE/CVF Conference on Computer Vision and Pattern Recognition*, pp. 13300–13308, 2020.
- Khan, M. G. Z. A., Naeem, M. F., Van Gool, L., Pagani, A., Stricker, D., and Afzal, M. Z. Learning attention propagation for compositional zero-shot learning. In *IEEE/CVF Winter Conference on Applications of Computer Vision*, pp. 3828–3837, 2023.
- Kumar Verma, V., Arora, G., Mishra, A., and Rai, P. Generalized zero-shot learning via synthesized examples. In *IEEE/CVF Conference on Computer Vision and Pattern Recognition*, pp. 4281–4289, 2018.
- Lampert, C. H., Nickisch, H., and Harmeling, S. Attribute-based classification for zero-shot visual object categorization. *IEEE transactions on pattern analysis and machine intelligence*, 36(3):453–465, 2013.
- Li, R., Zhou, Q., Guo, S., Zhang, J., Guo, J., Jiang, X., Shen, Y., and Han, Z. Dissecting arbitrary-scale super-resolution capability from pre-trained diffusion generative models. *arXiv preprint arXiv:2306.00714*, 2023.
- Li, Z., Zhang, J., Gong, Y., Yao, Y., and Wu, Q. Field-wise learning for multi-field categorical data. *Advances in Neural Information Processing Systems*, 33:9890–9899, 2020.
- Liu, C., Zhang, T., Zhao, P., Sun, J., and Hoi, S. Unified locally linear classifiers with diversity-promoting anchor points. In *Proceedings of the AAAI Conference on Artificial Intelligence*, volume 32, 2018.
- Liu, L., Zhou, T., Long, G., Jiang, J., and Zhang, C. Attribute propagation network for graph zero-shot learning. In *Thirty-Fourth AAAI Conference on Artificial Intelligence*, 2020.
- Liu, M., Li, F., Zhang, C., Wei, Y., Bai, H., and Zhao, Y. Progressive semantic-visual mutual adaption for generalized zero-shot learning. In *Proceedings of the IEEE/CVF Conference on Computer Vision and Pattern Recognition*, pp. 15337–15346, 2023a.
- Liu, Z., Guo, S., Guo, J., Xu, Y., and Huo, F. Towards unbiased multi-label zero-shot learning with pyramid and semantic attention. *IEEE Transactions on Multimedia*, 2022.
- Liu, Z., Guo, J., Lu, X., Guo, S., Dong, P., and Zhang, J. Gbe-mlzsl: A group bi-enhancement framework for multi-label zero-shot learning. *arXiv preprint arXiv:2309.00923*, 2023b.
- Liu, Z., Guo, S., Lu, X., Guo, J., Zhang, J., Zeng, Y., and Huo, F. MI2p-encoder: On exploration of channel-class correlation for multi-label zero-shot learning. pp. 23859–23868, 2023c.
- Lu, X., Guo, S., Liu, Z., and Guo, J. Decomposed soft prompt guided fusion enhancing for compositional zero-shot learning. pp. 23560–23569, 2023a.
- Lu, X., Liu, Z., Guo, S., Guo, J., Huo, F., Bai, S., and Han, T. Drpt: Disentangled and recurrent prompt tuning for compositional zero-shot learning. *arXiv preprint arXiv:2305.01239*, 2023b.
- Ma, S., Guo, J., Guo, S., and Guo, M. Position-aware convolutional networks for traffic prediction. *arXiv preprint arXiv:1904.06187*, 2019.
- Oiwa, H. and Fujimaki, R. Partition-wise linear models. *Advances in Neural Information Processing Systems*, 27, 2014.
- Patterson, G., Xu, C., Su, H., and Hays, J. The sun attribute database: Beyond categories for deeper scene understanding. *International Journal of Computer Vision*, 108(1-2): 59–81, 2014.
- Pennington, J., Socher, R., and Manning, C. D. Glove: Global vectors for word representation. In *Proceedings of the 2014 conference on empirical methods in natural language processing (EMNLP)*, pp. 1532–1543, 2014.
- Qi, T., Zhan, Y., Li, P., Guo, J., and Xia, Y. Arena: A learning-based synchronization scheme for hierarchical federated learning—technical report. *arXiv preprint arXiv:2308.10298*, 2023a.
- Qi, T., Zhan, Y., Li, P., Guo, J., and Xia, Y. Hwamei: A learning-based synchronization scheme for hierarchical federated learning. pp. 534–544, 2023b.
- Qiu, Q. and Sapiro, G. Learning transformations for clustering and classification. *J. Mach. Learn. Res.*, 16(1): 187–225, 2015.
- Ranzato, M., Boureau, Y.-L., Cun, Y., et al. Sparse feature learning for deep belief networks. *Advances in neural information processing systems*, 20, 2007.
- Rao, Z., Guo, J., Tang, L., Huang, Y., Ding, X., and Guo, S. Srcd: Semantic reasoning with compound domains for single-domain generalized object detection. *arXiv preprint arXiv:2307.01750*, 2023.
- Schonfeld, E., Ebrahimi, S., Sinha, S., Darrell, T., and Akata, Z. Generalized zero-and few-shot learning via aligned variational autoencoders. In *IEEE/CVF Conference on Computer Vision and Pattern Recognition*, pp. 8247–8255, 2019.

- Sung, F., Yang, Y., Zhang, L., Xiang, T., Torr, P. H., and Hospedales, T. M. Learning to compare: Relation network for few-shot learning. In *IEEE/CVF Conference on Computer Vision and Pattern Recognition*, pp. 1199–1208, 2018.
- Tang, X., Guo, S., and Guo, J. Personalized federated learning with contextualized generalization. pp. 2241–2247, 2022.
- Van der Maaten, L. and Hinton, G. Visualizing data using t-sne. *Journal of machine learning research*, 9(11):2579–2605, 2008.
- Vyas, M. R., Venkateswara, H., and Panchanathan, S. Leveraging seen and unseen semantic relationships for generative zero-shot learning. In *European Conference on Computer Vision*, pp. 70–86. Springer, 2020.
- Wah, C., Branson, S., Welinder, P., Perona, P., and Belongie, S. The caltech-ucsd birds-200-2011 dataset. In *Computation & Neural Systems Technical Report (California Institute of Technology)*, pp. 1–8, 2011.
- Wang, X., Ye, Y., and Gupta, A. Zero-shot recognition via semantic embeddings and knowledge graphs. In *IEEE/CVF Conference on Computer Vision and Pattern Recognition*, pp. 6857–6866, 2018.
- Wang, Y., Guo, S., Guo, J., Zhang, J., Zhang, W., Yan, C., and Zhang, Y. Towards performance-maximizing neural network pruning via global channel attention. *Available at SSRN 4503551*.
- Wang, Y., Guo, J., Guo, S., Zhang, W., and Zhang, J. Exploring optimal substructure for out-of-distribution generalization via feature-targeted model pruning. *arXiv preprint arXiv:2212.09458*, 2022a.
- Wang, Y., Guo, S., Guo, J., Zhang, W., Xu, Y., Zhang, J., and Liu, Y. Efficient stein variational inference for reliable distribution-lossless network pruning. *arXiv preprint arXiv:2212.03537*, 2022b.
- Wang, Y., Guo, J., Guo, S., and Zhang, W. Data quality-aware mixed-precision quantization via hybrid reinforcement learning. *arXiv preprint arXiv:2302.04453*, 2023a.
- Wang, Y., Guo, J., Zhang, J., Guo, S., Zhang, W., and Zheng, Q. Towards fairer and more efficient federated learning via multidimensional personalized edge models. pp. 1–8, 2023b.
- Xian, Y., Schiele, B., and Akata, Z. Zero-shot learning—the good, the bad and the ugly. In *IEEE/CVF Conference on Computer Vision and Pattern Recognition*, pp. 4582–4591, 2017.
- Xian, Y., Lampert, C. H., Schiele, B., and Akata, Z. Zero-shot learning—a comprehensive evaluation of the good, the bad and the ugly. *IEEE transactions on pattern analysis and machine intelligence*, 41(9):2251–2265, 2018a.
- Xian, Y., Lorenz, T., Schiele, B., and Akata, Z. Feature generating networks for zero-shot learning. In *IEEE/CVF Conference on Computer Vision and Pattern Recognition*, pp. 5542–5551, 2018b.
- Xie, G.-S., Liu, L., Jin, X., Zhu, F., Zhang, Z., Qin, J., Yao, Y., and Shao, L. Attentive region embedding network for zero-shot learning. In *IEEE/CVF Conference on Computer Vision and Pattern Recognition*, pp. 9384–9393, 2019.
- Xie, G.-S., Liu, L., Zhu, F., Zhao, F., Zhang, Z., Yao, Y., Qin, J., and Shao, L. Region graph embedding network for zero-shot learning. In *European Conference on Computer Vision*, pp. 562–580. Springer, 2020.
- Xu, W., Xian, Y., Wang, J., Schiele, B., and Akata, Z. Attribute prototype network for zero-shot learning. In *Advances in Neural Information Processing Systems*, pp. 21969–21980, 2020.
- Xu, W., Xian, Y., Wang, J., Schiele, B., and Akata, Z. Vgse: Visually-grounded semantic embeddings for zero-shot learning. In *IEEE/CVF Conference on Computer Vision and Pattern Recognition*, pp. 9316–9325, 2022.
- Zhang, J., Guo, S., Guo, J., Zeng, D., Zhou, J., and Zomaya, A. Towards data-independent knowledge transfer in model-heterogeneous federated learning. *IEEE Transactions on Computers*, 2023.
- Zhang, L., Xiang, T., and Gong, S. Learning a deep embedding model for zero-shot learning. In *IEEE/CVF Conference on Computer Vision and Pattern Recognition*, pp. 2021–2030, 2017.
- Zhang, Z. and Saligrama, V. Zero-shot learning via semantic similarity embedding. In *IEEE International Conference on Computer Vision*, pp. 4166–4174, 2015.
- Zhao, X., Shen, Y., Wang, S., and Zhang, H. Boosting generative zero-shot learning by synthesizing diverse features with attribute augmentation. In *AAAI Conference on Artificial Intelligence*, volume 36, pp. 3454–3462, 2022.
- Zhou, Q., Guo, S., Qu, Z., Guo, J., Xu, Z., Zhang, J., Guo, T., Luo, B., and Zhou, J. Octo: {INT8} training with loss-aware compensation and backward quantization for tiny on-device learning. pp. 177–191, 2021a.
- Zhou, Q., Qu, Z., Guo, S., Luo, B., Guo, J., Xu, Z., and Akerkar, R. On-device learning systems for edge intelligence: A software and hardware synergy perspective.

*IEEE Internet of Things Journal*, 8(15):11916–11934, 2021b.

Zhou, Q., Li, R., Guo, S., Dong, P., Liu, Y., Guo, J., and Xu, Z. Cadm: Codec-aware diffusion modeling for neural-enhanced video streaming. *arXiv preprint arXiv:2211.08428*, 2022.

Zhu, Y., Xie, J., Tang, Z., Peng, X., and Elgammal, A. Semantic-guided multi-attention localization for zero-shot learning. In *Advances in Neural Information Processing Systems*, pp. 14917–14927, 2019.