

# Embodied Laser Attack: Leveraging Scene Priors to Achieve Agent-based Robust Non-contact Attacks

Yitong Sun\*  
Institute of Artificial Intelligence,  
Beihang University  
Beijing, China  
yt\_sun@buaa.edu.cn

Yao Huang\*  
Institute of Artificial Intelligence,  
Beihang University  
Beijing, China  
y\_huang@buaa.edu.cn

Xingxing Wei†  
Institute of Artificial Intelligence,  
Beihang University  
Beijing, China  
xxwei@buaa.edu.cn

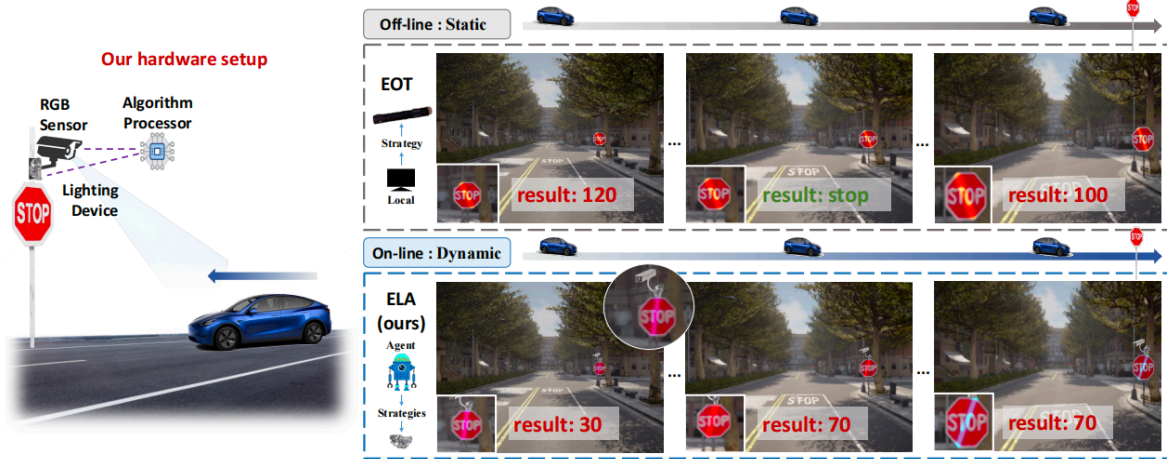


Figure 1: Demonstration of non-contact attack combined with EOT and ELA. **Right:** EOT aims to get a static universal adversarial laser for all scenarios during the sample generation phase before attacks, while ELA trains an agent to make real-time decisions according to scenario changes in a dynamic manner. **Left:** An illustration of our ELA hardware, including an RGB sensor to capture the victim’s driving state, an algorithm processor to decide attack strategies, and lighting equipment to conduct. These hardware are installed in suitable locations according to the scene.

## Abstract

As physical adversarial attacks become extensively applied in unearthing the potential risk of security-critical scenarios, especially in dynamic scenarios, their vulnerability to environmental variations has also been brought to light. The non-robust nature of physical adversarial attack methods brings less-than-stable performance consequently. Although methods such as Expectation over Transformation (EOT) have enhanced the robustness of traditional contact attacks like adversarial patches, they fall short in practicality and concealment within dynamic environments such as traffic scenarios. Meanwhile, non-contact laser attacks, while offering enhanced adaptability, face constraints due to a limited

optimization space for their attributes, rendering EOT less effective. This limitation underscores the necessity for developing a new strategy to augment the robustness of such practices. To address these issues, this paper introduces the Embodied Laser Attack (ELA), a novel framework that leverages the embodied intelligence paradigm of Perception-Decision-Control to dynamically tailor non-contact laser attacks. For the perception module, given the challenge of simulating the victim’s view by full-image transformation, ELA has innovatively developed a local perspective transformation network, based on the intrinsic prior knowledge of traffic scenes and enables effective and efficient estimation. For the decision and control module, ELA trains an attack agent with data-driven reinforcement learning instead of adopting time-consuming heuristic algorithms, making it capable of instantaneously determining a valid attack strategy with the perceived information by well-designed rewards, which is then conducted by a controllable laser emitter. Experimentally, we apply our framework to diverse traffic scenarios both in the digital and physical world, verifying the effectiveness of our method under dynamic successive scenes.

\*Equal Contribution.

†Corresponding Author.

Permission to make digital or hard copies of all or part of this work for personal or classroom use is granted without fee provided that copies are not made or distributed for profit or commercial advantage and that copies bear this notice and the full citation on the first page. Copyrights for components of this work owned by others than the author(s) must be honored. Abstracting with credit is permitted. To copy otherwise, or republish, to post on servers or to redistribute to lists, requires prior specific permission and/or a fee. Request permissions from [permissions@acm.org](mailto:permissions@acm.org).

MM '24, October 28–November 1, 2024, Melbourne, VIC, Australia

© 2024 Copyright held by the owner/author(s). Publication rights licensed to ACM.

ACM ISBN 979-8-4007-0686-8/24/10

<https://doi.org/10.1145/3664647.3680659>

## CCS Concepts

• Computing methodologies → Scene understanding; Object recognition.

## Keywords

Dynamic Robustness; Non-contact Attack; Embodied Intelligence

### ACM Reference Format:

Yitong Sun, Yao Huang, and Xingxing Wei. 2024. Embodied Laser Attack: Leveraging Scene Priors to Achieve Agent-based Robust Non-contact Attacks. In *Proceedings of the 32nd ACM International Conference on Multimedia (MM '24)*, October 28–November 1, 2024, Melbourne, VIC, Australia. ACM, New York, NY, USA, 9 pages. <https://doi.org/10.1145/3664647.3680659>

## 1 Introduction

In many vision-critical applications [2, 30, 33, 43], the perception system heavily relies on deep neural networks (DNNs) to sense and analyze external information, and the security of these intelligent systems is vital. However, since Kurakin et al. [16] propose achievable physical adversarial samples, the increasing diversity of practical attacks [6, 8, 9, 15, 19, 22, 35–39] have posed a significant threat to the real-life DNNs' deployment, which deserves further exploration to pave the way for enhanced reliability. Notably, their performances are unstable, which can be easily affected by various real-world factors, especially the changes in the target's viewpoint, distances, etc. that often occur in dynamic continuous processes such as traffic scenarios. Thus, an urgent need exists to enhance the practical attacks' robustness when faced with such possible variations in the real world to obtain consistently stable performance.

To enhance the robustness of attack methods faced with dynamic variations, Expectation over Transformation (EOT), introduced by Athalye et al. [1], plays a crucial role, particularly in optimizing contact attacks like adversarial patches. These patches, while robust and universally applicable due to EOT optimization, suffer from a lack of concealment and practical challenges associated with their physical placement in the real world. Conversely, non-contact optical attacks, leveraging light manipulations, i.e. manipulating the slope, width, and wavelength of a laser, provide greater stealth and are easier to deploy with no need for manual attachment. However, the limited variability in light parameters makes it difficult for EOT to effectively develop a universal strategy that can adapt to changing conditions with a simple style.

Given the inherent challenges of enhancing such attacks in dynamic scenarios, this paper aims to focus on non-contact attacks that are harder to boost performance and explores a new method from the perspective of active adaptation. Specifically, We introduce a dynamic, robust laser attack framework, the "Embodied Laser Attack (ELA)", applied here within a traffic scenario as a case study. The ELA framework leverages the core concepts of embodied intelligence—"Perception-Decision-Control"—to dynamically adjust a highly manipulable laser medium, crafting optimal real-time attack strategies based on current perceived states. This method represents a departure from traditional static, offline enhancements such as EOT, focusing instead on active adaptation to enhance the robustness of non-contact attacks. A visual comparison between EOT and our ELA method is illustrated in Fig. 1.

However, to implement this idea, there exist two challenges: **(1) Perception Transformation for Victim's Perspective.** In practical scenarios, acquiring information from the victim is challenging, while data from a third-party sensor is more obtainable, meanwhile posing a necessity of transforming data from the attacker's

view to the victim's. Moreover, unlike static attacks focusing on a singular scene, dynamic scenarios present both the attack target and surrounding environment as ever-changing, requiring rapid and precise acquisition of target information. Therefore, our first challenge is to efficiently and rapidly utilize such accessible data to establish real-time inference between the two perspectives, on which attack strategies depend. **(2) Dynamic Decision with Flexible Control.** For the decision and control (DC) stage, we need to interactively learn from dynamic scenarios and achieve a rapid response with a flexible way to conduct as well. Existing non-contact optical attacks in traffic scenarios often fail to provide instantaneity and efficiency due to their reliance on query-based algorithms that are time-consuming. So, how to utilize perceived information to construct and launch instantaneous attacks is our second challenge.

To address the above issues, firstly, we innovatively utilize the intrinsic geometric priors of traffic scenes, which significantly reduce the computational cost associated with traditional full-image perspective transformation technologies. Specifically, a few-layer Multilayer Perceptron (MLP) is utilized to construct the Perspective Transformation Network (PTN), which could enable a real-time and efficient estimation of the target's distorted states in the victim's view from the attacker's accessible imaging. Secondly, we propose agent-based decision-making and manipulate the laser (shooting angles, wavelength, etc) — a flexible and controllable medium to implement in the physical world for the DC module, which trains an attack agent with reinforcement learning, capable of instantaneously determining a valid strategy based on the perceived status estimation during the attack phase. Besides, we carefully design the reward function to further guarantee the immediacy of attacks and the laser's physical properties. Main contributions are as follows:

- We propose the **first dynamic robust non-contact attack** framework called ELA, which utilizes the paradigm of embodied intelligence: Perception-Decision-Control to dynamically and timely adjust a manipulable laser towards valid attack strategies according to current situations, rather than statically enhancing a fixed physical adversarial example's robustness in an off-line manner like EOT ahead of time.
- We address two challenges in ELA: A novel Perspective Transformation Network (PTN) is proposed to enable rapid simulation of object variations relying on the intrinsic geometric priors of traffic scenes; An adversarial laser decision-making agent is designed to facilitate real-time valid strategies for dynamic successive processes.
- We evaluate our method on the sign recognition task in traffic scenarios based on data collected from the CARLA simulator and the real world. Experimental results demonstrate the effectiveness of our framework for different categories and complex scenes, including various viewpoints, distances, etc.

## 2 Related Works

### 2.1 Robust Physical Adversarial Attacks

Considering that physical attacks [4, 5, 10, 25] are vulnerable to changeable environmental conditions, several works have been proposed to ensure the robustness of attack methods in the real world. Among them, EOT [1] is a classic technique utilized in the majority of existing physical attacks, which applies various random

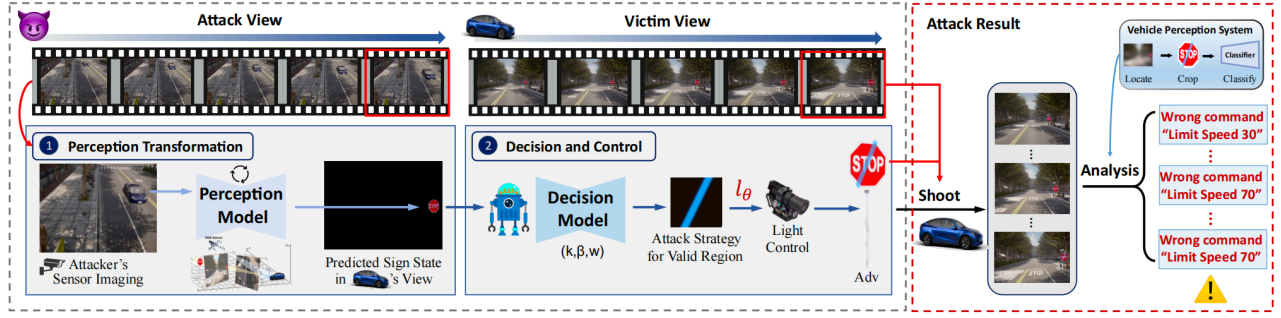


Figure 2: An overview of the ELA framework, which consists of two main modules for robust laser attacks. The attacker first captures the vehicle through a fixed sensor, and the perception module infers the object’s state (location, scale, and distortion) in the victim’s view based on the characteristic of shape change. Then the DC module utilizes such region information to autonomously make real-time decisions and controls the light projection hardware to achieve continuous physical attacks.

transformations, such as scaling, rotation, and blurring, to a single sample, thereby improving the universality of adversarial examples across environmental variations. In addition, there also exist some other works, like Robust Physical Perturbations (RP2) [10] by Eykholt et al. that create visually deceptive modifications to objects like road signs, Xu et al. [41]’s Adversarial T-shirt that models non-rigid deformation to enhance the robustness towards human movement. These advancements indicate a growing sophistication in adversarial techniques, focusing on practical challenges such as dynamic environments and deformable objects, thereby pushing the boundaries of physical-world adversarial research.

However, these robustness enhancement techniques, predominantly designed for contact attacks, tend to be less effective when applied to non-contact adversarial attacks such as those involving lasers or other remote manipulation methods. Non-contact attacks typically use mediums like lasers, which are inherently homogenous compared to textured patches, making techniques like EOT difficult to find a unified attack strategy within such a limited parameter space for optimization. Therefore, despite non-contact attacks’ flexibility and concealment, their robustness is often poor. To bridge this gap, our work shifts focus towards enhancing the robustness of non-contact adversarial attacks through an active adaptation framework rather than static enhancement like EOT.

## 2.2 Attacks in Traffic Scenarios

It should be noted that most robust physical attacks are not always practical since they need to be manually attached to the target, and it is hard to adapt to other situations once implemented, thus causing limitations. To address this issue, some achievable non-contact attacks are designed with adversarial light as an easy-to-control medium, such as [13, 20] using a projector to attack recognition tasks with a designed texture projection, and [9, 12, 42] conducting attacks with geometric light on the whole image to mislead traffic sign recognition. We also utilize light due to its flexibility, specifically adding a laser beam on the traffic sign to promise being wholly captured by the lens, which is easy to conduct.

Notably, we find that most light attacks adopt real-time optimization using evolutionary algorithms like Genetic algorithm (GA) [12] and Particle Swarm Optimization algorithm (PSO) [32, 44], or

greedy algorithm [9, 17], which will lead to uncontrollable performance and time costs and hinder those applications in dynamic scenarios. Unlike those methods, we attempt to design a different optimization method with reinforcement learning, ensuring its attack performance and speed simultaneously.

## 3 Methodology

In this section, we introduce our proposed Embodied Laser Attack (ELA) based on the safety-critical task: traffic sign recognition. The whole framework is presented in Fig. 2.

### 3.1 Problem Definition

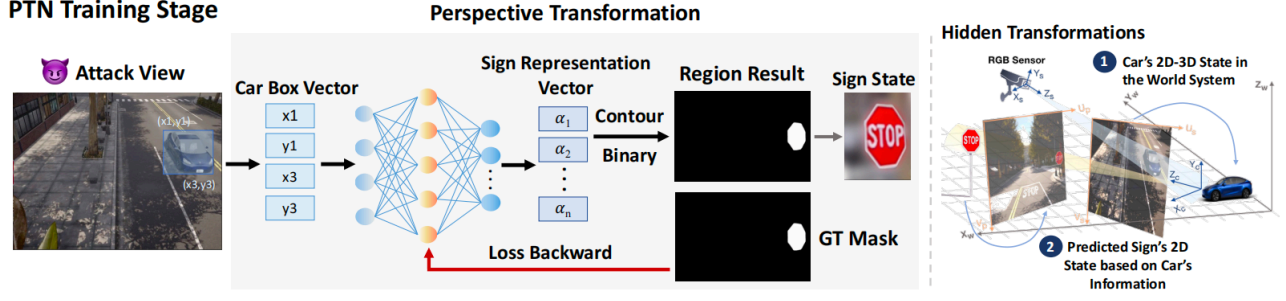
The inherent challenge in non-contactly attacking traffic sign recognition tasks lies in dynamic scenarios. The variability and unpredictability of real-world conditions range from changes in alterations in the vehicle’s speed to the angle of view, which demand an adaptive attack method that can consistently fool the recognition systems under such fluctuating circumstances.

To address the identified challenge, we propose a novel attack framework ELA, which effectively integrates the paradigm of embodied intelligence: **perception-decision-control**. Specifically, our ELA is first meticulously designed to enable the active perception of real-time, precise data. This process involves a critical perspective transformation  $\mathcal{T}$  that could transform the attacker view  $\mathbf{o}_a^t$  observed by a third-party sensor into the victim view  $\mathbf{o}_v^t$ . Then, we combine  $\mathbf{o}_v^t$  with light parameters  $l_\theta^t$  into the state  $\mathbf{s}_t$  to an agent developed within a reinforcement learning paradigm, enabling it to make an instantaneous decision  $\mathbf{a}_t$  corresponding to each state  $\mathbf{s}_t$ . Additionally, the chosen medium for this agent’s interaction with the environment is laser beam, selected for its inherent controllability, and the action space of the agent is represented by the laser’s several attributes.

Based on the above, the objective of optimization within our ELA framework can be succinctly summarized as follows:

$$\max_{\phi, \theta} \sum_{t=1, \dots, T} \mathbb{I}(\bar{y}_t \neq y_t), \quad (1)$$

$$\text{with } \bar{y}_t = f(\mathcal{A}(\mathbf{s}_t, \mathbf{a}_t)), \mathbf{s}_t = \{(\mathcal{T}(\mathbf{o}_a^t; \phi_{\mathcal{T}}), l_\theta^t)\}, \mathbf{a}_t \sim \pi(\cdot | \mathbf{s}_t; \Theta),$$



**Figure 3: Left: The training and inference process of PTN. By leveraging the vehicle’s position in sensor imaging, PTN could simulate the target’s region in the victim’s view by spatial transformation. Right: Derivation process executed by PTN.**

where  $\mathbb{I}(\cdot)$  signifies an indicator function that equals 1 when  $\bar{y}_t \neq y_t$ ,  $\phi_{\mathcal{T}}$  and  $\Theta$  respectively represent parameters for the perspective transformation  $\mathcal{T}$  and the decision-making policy  $\pi$ .  $\mathbf{s}_t$  is the actual state with an estimation of the victim’s perspective from  $\mathcal{T}$  as well as  $\mathbf{l}_{\Theta}^t$ .  $\mathcal{A}(\cdot)$  represents an operation that performs the laser attack strategy determined by  $\mathbf{a}_t$ , which is chosen by  $\pi$  according to current state  $\mathbf{s}_t$ , to generate the final adversarial image for recognition through the classifier  $f$ . In the following sections, we will detail the core designs in the perception module and the DC module.

### 3.2 Perception Module

Typically, in the actual attack scenarios, directly accessing data from the victim’s perspective is impractical. To address this, we propose a third-party perception module (shown in Fig. 3), grounded in the concept that acquiring third-party scene data via an externally placed sensor is more feasible. However, it’s obvious that the data acquired from such a third-party standpoint does not align with the imaging observed from the victim.

To address the inherent imaging inconsistencies at different viewpoints, traditional approaches often rely on multi-view imagery for new viewpoint synthesis, which suffers from high time costs and loss of actual precision. Given that traffic sign recognition in real scenarios involves critical region localization before classification, slight position deviations in generated viewpoint information may hinder the attack performances drastically. Compared to such full-image perspective simulations, we propose a local transformation method by leveraging traffic-specific shape priors, significantly enhancing accuracy and efficiency in perspective estimation.

**3.2.1 Prior Knowledge in Traffic Scenarios.** Traffic scenarios possess unique prior knowledge, inherently existent in both the third-party attacker and the victim’s perspective, such as geometric shapes. For instance, vehicles in the scene from the attacker’s view can be represented by rectangles, while traffic signs in the scene from the victim’s view often adhere to fixed shapes as well, such as circles or octagons. For traffic sign recognition, what is essential is merely the portion of the victim’s viewpoint containing the traffic sign. Therefore, we can abstract complex scenes from pixel representations to representations based on shape priors.

For the scene  $\mathbf{o}_a^t$  under the attacker view, as demonstrated in Fig. 3, we can represent  $\mathbf{o}_a^t$  into the minimal bounding box wrapping tightly around the vehicle’s contour in the imaging, a rectangle

whose shape depends on the vehicle’s location and rotation. This representation captures the scene’s essence by focusing on the geometric stability of vehicles, a persistent element in traffic scenarios. Mathematically,  $\mathbf{o}_a^t$  could be formulated as follows:

$$\mathbf{o}_a^t = [x_{\min}^t, y_{\min}^t, x_{\max}^t, y_{\max}^t], \quad (2)$$

where  $(x_{\min}^t, y_{\min}^t)$  denotes the coordinates of the top-left vertex, and  $(x_{\max}^t, y_{\max}^t)$  represents the coordinates of the bottom-right vertex of the minimal bounding rectangle at time  $t$ .

For the scene  $\mathbf{o}_v^t$  under the victim view, it can similarly be characterized using the constant presence of the traffic sign. Specifically, with distinct shapes such as circular or octagonal, we can represent each using the coordinate of its center position along with a geometric parameter set  $\eta_{geo}^t$ . Thus,  $\mathbf{o}_v^t$  can be expressed as:

$$\mathbf{o}_v^t = [x_{\text{center}}^t, y_{\text{center}}^t, \eta_{geo}^t], \quad (3)$$

where  $(x_{\text{center}}^t, y_{\text{center}}^t)$  denotes the coordinate of the sign’s center at time  $t$ , and  $\eta_{geo}$  can be further reduced to its geometric shape in the victim’s view, for example, a circle sign 30’s  $\eta_{geo}^t$  consists of the respective lengths  $a, b$  of an ellipse’s long and short axes as well as the angle  $\Delta$  of deflection to characterize the distorted circle, i.e.  $\eta_{geo}^t = [a, b, \Delta]$ .

**3.2.2 Perspective Transformation with Scene-prior Knowledge.** After obtaining scene representations  $\mathbf{o}_v^t, \mathbf{o}_a^t$  based on scene-prior knowledge, we need to consider how to conduct a transformation from  $\mathbf{o}_a^t$  to  $\mathbf{o}_v^t$ . Drawing inspiration from pioneering research [18, 21] that exploits the potent modeling prowess of multi-layer perceptrons (MLP), we have conceived and implemented a learning-based Perspective Transformation Network (PTN) tailored to our specific requirements, as illustrated in Fig. 3. Thus, the transformation process  $\mathcal{T}$  can be expressed as follows:

$$\mathbf{o}_v^t = \mathcal{T}(\mathbf{o}_a^t, \phi_{\mathcal{T}}), \quad (4)$$

where  $\phi_{\mathcal{T}}$  represents the learnable parameters of PTN.

Regarding the training of this network, once the state  $\mathbf{o}_v^t$  is obtained, we employ geometric knowledge to further locate the traffic sign. Taking a circular sign 30 as an example, we define the sign’s region based on the sign’s geometric parameters  $\eta_{geo}^t = [a, b, \Delta]$ . This process allows us to generate a mask that precisely indicates the traffic sign’s region. For example, the creation of a mask  $\mathbf{M}$  for the sign area, based on the geometric parameters  $\eta_{geo}^t$ ,



can be formalized as follows:

$$\mathbf{M}(i, j) = \begin{cases} 1 & \text{if } \frac{((i-x_{\text{center}})\cos(\Delta)-(j-y_{\text{center}})\sin(\Delta))^2}{a^2} + \frac{((i-x_{\text{center}})\sin(\Delta)+(j-y_{\text{center}})\cos(\Delta))^2}{b^2} \leq 1 \\ 0 & \text{otherwise} \end{cases} \quad (5)$$

where  $(i, j)$  represents the coordinates of pixel in the mask  $\mathbf{M}$ .

Then, upon obtaining the predicted mask  $\mathbf{M}$ , it can be compared with the ground truth mask on a pixel-by-pixel basis to calculate the Mean Squared Error (MSE) loss. This computed loss is then utilized to iteratively update the PTN. The loss function is as follows:

$$\mathbf{L}_{\text{MSE}} = \frac{1}{NK} \sum_{i=1}^N \sum_{j=1}^K (\mathbf{M}(i, j) - \mathbf{M}_{\text{GT}}(i, j))^2 \quad (6)$$

where  $N, K$  denote the number of rows and columns in the mask matrix,  $\mathbf{M}(i, j)$  is the value of the predicted mask at pixel  $(i, j)$ , and  $\mathbf{M}_{\text{GT}}(i, j)$  is the value of the ground truth mask at the same pixel.

As the PTN converges through the training process, it becomes good at transforming perspectives from the attacker's to the victim's viewpoint across various scenes. This capability is derived from the PTN's focus on inferring the location mask without the need to consider the specific content within the scene, where the simulation of the target sign generally aligns with the actual distortion state of the target. Therefore, during the whole moving process, PTN can generalize the attacker's perspective information shift to the victim's viewpoint.

### 3.3 Decision and Control Module

After estimating the scenario  $\mathbf{o}_v^t$  from the victim's perspective, there remains a need for an instantaneous attack method. Consequently, we have developed a novel agent-based attack framework, which is particularly well-suited to autonomous and timely decisions in dynamic scenarios. Detailed explanations will follow.

**3.3.1 Basic Definition.** Regarding our agent-based attack framework tailored for dynamic environments, we first focus on basic components in the RL agent  $\mathbf{A}$ , i.e. states  $\mathbf{s}_{t=1, \dots, T}$  and action space  $\mathcal{U}$  of  $\mathbf{A}$ . As mentioned in Eq. (3), the victim view  $\mathbf{o}_v^t$  at time  $t$  can be transformed from the attacker view  $\mathbf{o}_a^t$  by PTN  $\mathcal{T}(\cdot; \phi_{\mathcal{T}})$ . Thus, combining the scene  $\mathbf{o}_v^t$  under the victim view with the parameter  $\mathbf{l}_{\theta}^t$  of the laser beam to be applied in the scene, we can characterize the state  $\mathbf{s}_t$  at this time as follows:

$$\mathbf{s}_t = \{\mathbf{o}_v^t \leftarrow \mathcal{T}(\mathbf{o}_a^t; \phi), \mathbf{l}_{\theta}^t\}, \quad \text{with } \mathbf{l}_{\theta}^t = \{\mathbf{k}_t, \omega_t, \lambda_t\}, \quad (7)$$

where  $\mathbf{k}_t, \omega_t, \lambda_t$  denote the slope, width, and wavelength of the laser beam at time  $t$ , respectively.

Given our selection of the laser beam as the control medium, the action space  $\mathbb{A}$  of the agent  $\mathbf{A}$  is defined by the parameters  $\mathbf{l}_{\theta}$  of the light encoded within the state representation. Mathematically, the action space  $\mathbb{A}$  can be characterized as follows:

$$\mathbb{A} = \{(\mathbf{k}, \omega, \lambda \mid \mathbf{k} \in \mathbb{R}, \omega \in \mathbb{R}^+, \lambda \in [\lambda_{\min}, \lambda_{\max}])\}, \quad (8)$$

where the range  $\lambda_{\min} = 400 \text{ nm} \sim \lambda_{\max} = 700 \text{ nm}$  encompasses most colors that the human eye can perceive. Such a range is feasible since the visible light spectrum captured by cameras is aligned with that of human vision due to the adoption of the Bayer filter [23]. Next, we will discuss how to train policy network  $\pi$ .

**3.3.2 Training Stage of Policy Network.** To ensure the adaptability of the adversarial laser beam across consecutive time frames, and different driving environments, our training dataset is collected from various driving scenes and pre-processed into distinct, continuous five-frame segments. The agent is trained on these segments via random sampling to enhance its ability to generalize across dynamically changing scenarios. Then, given the continuous nature of the light parameter space, and to enable more effective exploration and adaptation, our optimization framework employs the Proximal Policy Optimization (PPO) algorithm, as detailed in [24]. This method leverages a modified objective function that facilitates stable and effective policy updates by utilizing the probability ratio and advantage estimates. The training objective of PPO is designed to minimize the expected cost, formalized as:

$$\min_{\Theta} \mathbb{E}_{t, \tau} \left[ -\min(r_t(\Theta)A_{t, \tau}, \text{clip}(r_t(\Theta), 1 - \epsilon, 1 + \epsilon)A_{t, \tau}) \right], \quad (9)$$

where  $\Theta$  denotes the parameters of the policy  $\pi$ . The term  $r_t(\Theta) = \frac{\pi(\mathbf{a}_t | \mathbf{s}_t; \Theta)}{\pi(\mathbf{a}_t | \mathbf{s}_t; \Theta_{old})}$  represents the probability ratio, comparing the likelihood of selecting action  $\mathbf{a}_t$  under the current policy with that under the previous policy.  $A_{t, \tau}$  denotes the advantage function at time  $t$  within the training segment  $\tau$ , measuring the relative benefit of the chosen action over the expected value of all possible actions in that state.  $\epsilon$  is a critical hyperparameter that controls the clipping range, ensuring that updates are appropriately scaled to prevent destabilizing the learning process or stalling improvements.

Because the relationship between the advantage function  $A_t$  and the reward function  $\mathcal{R}$  in PPO is well-understood and straightforward, here we directly introduce the design of reward functions. Specifically, we first design a reward  $\mathcal{R}_{\text{attack}}$  for the efficiency of the attack and its time cost. It should be noted that since direct interaction with the victim model is impractical, we utilize ensemble surrogate models  $F_{1, \dots, n}$  to evaluate the effectiveness of our strategies. The formulation of  $\mathcal{R}_{\text{attack}}$  is represented as follows:

$$\mathcal{R}_{\text{attack}} = \begin{cases} \mathbf{r}_s - \alpha \cdot N_{\text{steps}}, & \text{if success} \\ -\frac{1}{n} \sum_{i=1}^n c_i \cdot F_i - \alpha \cdot N_{\text{steps}}, & \text{otherwise} \end{cases}, \quad (10)$$

where  $\mathbf{r}_s$  is the reward for a successful attack.  $F_i$  represents the confidence score from the  $i$ -th model in the ensemble.  $c_i$  is the scaling factor for the  $i$ -th model's contribution to the penalty.  $\alpha$  is a penalty factor for the number of steps  $N_{\text{steps}}$ , which encourages the development of more efficient strategies.

Besides, to generate a valid light strategy with the principle of keeping the disturbance as little as possible, we need to limit the physical properties of the laser beam. It mainly depends on its width, and the wavelength should also be proper or the victim's sensor cannot capture it. Based on the above requirements, we design another reward  $\mathcal{R}_{\text{appear}}$  for the natural appearance of lights:

$$\mathcal{R}_{\text{appear}} = (\omega_0 - \omega) \cdot \mathbf{r}_{\omega} + \mathbb{I}[(\lambda - \lambda_{\min}) \cdot (\lambda_{\max} - \lambda)] \cdot \mathbf{r}_{\lambda}, \quad (11)$$

where  $\mathbf{r}_{\omega}$  represents a predefined reward value for the beam width. When the beam width, denoted as  $\omega$ , is less than a threshold  $\omega_0$ , a reward of  $(\omega_0 - \omega)\mathbf{r}_{\omega}$  is granted. Conversely, if the beam width exceeds this threshold, it results in a penalty. Similarly,  $\mathbf{r}_{\lambda}$  follows a comparable mechanism.  $\lambda_{\min}$  and  $\lambda_{\max}$  are set as range borders and  $\mathbb{I}$  is the signum function, which guarantees out-of-bounds punishment to avoid invalid light projection.

Finally, those rewards work together as a comprehensive evaluation to train our agent  $A$  with guidance:

$$\mathcal{R} = \gamma_1 \mathcal{R}_{\text{attack}} + \gamma_2 \mathcal{R}_{\text{appear}}, \quad (12)$$

where  $\gamma_1$  and  $\gamma_2$  are the weights that adjust the importance.

Then, utilizing the trained policy network  $\pi$ , we can sample action  $\mathbf{a}_t$  from  $\pi$ , to adjust the laser beam parameters  $\mathbf{l}_\theta^t$  for generating adversarial examples  $\mathcal{A}(s_t, \mathbf{a}_t)$  at time  $t$  during inference. Additionally, during the inference process, aside from the initial state  $s_0$  where random light parameters are used, the light parameters for subsequent frames are derived by using the parameters from the previous frame as the initial parameters for inference. Compared with [9, 17, 32, 44] treating separate frames equally and randomly, our agent could cope with the whole consecutive process through interaction and learning, making effective use of scenarios and empirical information, and our attack phase is more efficient.

## 4 Experiments

### 4.1 Settings

**Simulation of Physical Implementation:** Due to the inherent risks and complexities of real-world implementation, we conduct most validations within the near-realistic environment of the CARLA Simulator [7] with reference to other physical attacks in autonomous driving scenarios [3, 27, 28, 34, 40]. CARLA is an autonomous driving simulator, owning 3D maps with traffic signs, dynamic vehicles, diverse weather, and manually placable RGB sensors, which is just right for our needs. Specifically, to consider the variety of scenes, we choose three maps with different settings in CARLA: **a small village embedded in mountains with a special infinite highway, a town with skyscrapers, residential buildings and an ocean promenade, as well as a small rural area with a river and several bridges**. Such selections naturally cover various environmental conditions in terms of sunlight, fog, etc. with four different sign settings by default: Sign “30”, Sign “60”, Sign “90” and Sign “Stop” since the traffic requirements for these scenarios are diverse. For camera placements and speed, we have manually set them to match real situations, like the initial speed differences when facing various speed-limit signs. Then we record several aligned video pairs (a total of 3200 frames) for each category as training data. For the data obtained from the fixed sensor, we annotate signs at the pixel level, and for data from the victim’s view, we annotate the vehicle at the box level. Besides, each category uses frames of an extra video pair shot for a whole driving route (each 100 frames) as the test data. We carry out attacks in CARLA and record videos of the corresponding status of signs, then evaluate classification results after attacks in an off-line way.

**Victim Models:** For the DC module, our ensemble surrogate models contain some commonly used kinds including ResNet50 [11], Inception-v3 [29], EfficientNet [31], and we select another three main classifiers to test: ResNet101 [11], DenseNet121 [14] and GoogLeNet-V3 [29]. We first train in GTSRB [26] with officially pre-trained weights, and then finetune the models by our own video frames, which achieves 100% precision on clean test samples.

**Metrics:** We choose a commonly used metric to indicate the overall performance: Attack Successful Rate (ASR). Specifically, ASR shows

the attack performance as a ratio of successfully misclassified samples in the test set. In our paper, we record a video about the attack and compute the corresponding ASR for the video’s frames.

**Other Implementations:** For the part of active perception, we directly apply our trained weights with the best performances to the perspective transformation work during attacks. For the agent training, we set *epoch* as 100 with sampling operations. The time cost includes the whole perception-decision-control process and is computed using an Intel 4-core CPU paired with an NVIDIA RTX 3080 GPU on an Ubuntu 20.04 server.



**Figure 4: Perception results with different target shapes. The green line in each image is the predicted contour obtained from PTN, where we can see that the inference coincides well with the actual outline of the ground truth.**

### 4.2 Effectiveness of Active Perception

To show the accuracy of our first-perspective inference, we utilize a common metric in the field of computer vision for evaluation: Intersection over Union (IOU). Specifically, we train PTN and make predictions on test datasets, and then calculate the average IOU as their overall performances, which here doesn’t merely represent the overlap degree of two areas in 2D images, but the effect after many variations involving rotation, distortion, and scaling, etc. The results of each category are shown in Tab 1, where we can see that all are above 90%, showing our method’s validity. To be clearer, we also give visualized examples of the perception results of two kinds of signs with different shapes: Sign “60” and Sign “Stop” in Fig. 4. We can find that the predicted region of the target sign is basically the same as the real imaging area, which demonstrates the accuracy of our perception module and lays the foundation for effective decision-making on the current state in the next stage.

**Table 1: Perception Performances on four categories.**

Category	30	60	90	STOP
mIOU	0.9361	0.9632	0.9145	0.9686

### 4.3 Effectiveness of DC Module

To demonstrate the effect and rapidity of our DC module, we also compare the attack performance with two open-source light attack methods: Adversarial Laser Beam (AdvLB) [9] and Adversarial Laser Spot (AdvLS) [12]. It’s clear that they are faced with different



**Figure 5: Examples of ELA’s attack for various scenes. Under this framework, we can first accurately estimate the imaging area of the target sign, and our agent can make effective decisions based on perceived information at different moments.**

application situations: first, the former two methods are black-box static methods designed to search parameters for one scene with no time limit, optimizing through random search and retaining better solutions in an off-line manner, while our method is trained ahead for the whole process to promise real-time and changeable attacks; secondly, their light could appear anywhere on the whole image, while ours is limited by the sign’s area. To ensure fairness, we restrict their rays to be only added to the sign area as ours, then we calculate ASR and average time cost (Time) for comparison. Since the above two methods use a fixed way to attack, we just calculate the optimization period as a time value, and for our method, we record the time costs of each attack (the whole perception-control paradigm) and use the mean of the set as the final result. Here we take attacks on Inception-V3 as an example. The results are shown in Tab 2, where we find that our approach is generally in a good position, achieving the best ASR of up to 76% with the highest speed since our agent has learned before, although in some cases the ASR is not particularly high. Since we just use a common light beam without complex texture and attack once, we believe such results are acceptable for this simple pattern. Among them, possessing the same attack form as ours, AdvLB’s performance especially highlights the superiority of our attack decision-making, proving that our light attack’s significant superiority depends on the decision process, rather than the light design itself which is not our main innovation. Besides, it is worth emphasizing that all methods experience a training phase interaction and cannot receive feedback on the classification information during the one-step attack phase, which is in line with the real application in physical scenarios and means a more challenging attack level.

**Table 2: Attack performances and time costs of the three attacks against the surrogate classifier Inception-V3.**

Category								
	ASR↑	Time↓	ASR↑	Time↓	ASR↑	Time↓	ASR↑	Time↓
AdvLB	7%	13.76s	1%	18.56s	15%	7.10s	6%	14.10s
AdvLS	5%	2.13s	0%	2.77s	17%	0.46s	1%	2.69s
ELA	60%	0.22s	33%	0.18s	76%	0.20s	40%	0.13s

#### 4.4 Systemic Verification for ELA Framework

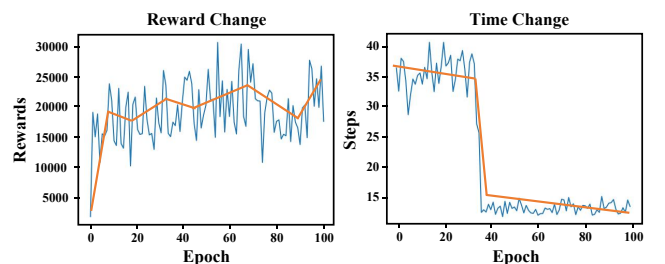
To conduct systemic verification for our ELA, we have done a comparative experiment with EOT to show the effects of the two different robust attack methods. Considering that EOT and ELA have quite different detail settings, we apply both to our scenario with well-thought-out condition settings for relatively objective verification, and here we both choose to attack three unseen classifiers:

ResNet101, DenseNet121, and GoogleNet-V3 to test the transferability of the two methods, simulating real implementation conditions. For EOT, we allow it to use part of the whole training data (1/10) with random variations like random cropping, rotating, blurring, etc, and also choose a laser beam as the attack form. For ours, we remain in the same setting. The results of the four categories against three classifiers are shown in Tab 3, where we can see that our ASR is far higher than AdvLB’s results, roughly reflecting the effective cooperation between our perception module and the decision module. Obviously, for physical attacks like ray attacks, although they have been improved by the enhancement method EOT, it is still difficult to work for all samples with a unified style like using a complex noise-based patch in the digital world. At this point, our approach is better suited to solve this scenario, which can make changeable decisions with rapid speed, as represented in Fig. 5.

**Table 3: Transfer-based Attack performances of AdvLB [9] under the enhancement of EOT and ELA, respectively.**

Victim Model	ResNet101		DenseNet121		GoogLeNet-V3	
	EOT	ELA	EOT	ELA	EOT	ELA
30 SPEED LIMIT	13%	65%/+52%	21%	73%/+52%	46%	67%/+21%
60 SPEED LIMIT	35%	63%/+28%	9%	48%/+39%	10%	39%/+29%
90 SPEED LIMIT	28%	52%/+24%	11%	49%/+38%	26%	45%/+19%
STOP	1%	39%/+38%	0%	16%/+16%	33%	42%/+9%

#### 4.5 Additional Results



**Figure 6: Demonstration of evolutionary trends of rewards and average attack steps during training of sign “Stop”.**

**Convergence Discussions:** As an optimization method based on reinforcement learning, it is necessary to explore its convergence to prove training validity from a quantitative perspective. Therefore, we count the rewards and attack time during the training process and then use line charts to reflect the training trend. Fig. 6 demonstrates both the change of rewards and attack time of the sign “Stop” as an example, where we observe that the rewards have



Figure 7: Examples of attacks in potential traffic scenarios, which involve various driving situations in the real world.

shown a total increasing trend despite relatively obvious volatility. We believe that this change is reasonable since our agent training for each scenario is based on sampling from the whole train dataset, and each frame does not correspond to a unique solution. Meanwhile, it’s obvious that when the training epoch arrives at almost 40, the mean optimization step number drops sharply, and then changes always within our step threshold, which could finally promise a timely attack for each state of the target.

**Validity of Agent Training:** To prove the learning capability of our agent, we also compare the results of random attacks with our trained agent-based attacks for different scenarios. The results are shown in Tab 4, where we can clearly see that each category has an extremely significant difference in ASR before and after agent training. Even though the difference in attack difficulty on those classifiers is huge, where some agent attacks have relatively worse performance with a gap of almost 30% than the optimal one, our performance is still significantly better than theirs. Such results fully prove that our agent-based decision module can effectively learn and take attack strategies suitable for different situations, and can make timely decisions within the specified time.

Table 4: Comparison of attack effects before (random) and after agent training in our framework.

Category	<b>30</b>	<b>60</b>	<b>90</b>	<b>STOP</b>
Random	10%	13%	11%	0%
Agent	65%/+55%	63%/+50%	52%/+41%	39%/+39%

**Verification in the Physical World:** Due to safety considerations, we are unable to conduct verification with actual vehicles. Instead, we endeavor to simulate this process and validate our method under conditions that approximate real-world driving scenarios. Specifically, we focus on mimicking a vehicle’s real movement as the perspective transformation relations fitted by the perception module are not easily disturbed by other factors in the real world and are sufficiently verifiable in the digital world. Then, considering possible complex conditions in real-world environments like weather, roads, and light variations, we collect five distinct scenarios to verify the robustness of ELA: (a) cloudy weather; (b) lane changing; (c) narrow roadways; (d) light interference; and (e) night-time driving in Fig. 7. As for implementation, to imitate the real driving situation, one person is asked to stand in a fixed position against the side, holding a stop sign, while another person moves forward with a shooting camera, obtaining a video from a pseudo-vehicle imaging perspective. We shoot for 5 seconds at twenty frames a second (each 100 frames) within outdoor scenes and perform our attack on videos. Results (ASR) are as follows: (a) 50%, (b) 44%, (c) 47%, (d) 52%, (e) 68%, where we can find that ELA exhibits consistent robustness in different driving conditions of the physical world.

**Statistical Insights on Attack Results:** We consider that each category has its own representative characteristics as well as a corresponding misleading tendency, so we discuss the effect of our ELA attack from a macro point of view, globally analyzing the statistical results of the false determinations triggered by the attack and revealing potential risk warning insights. Specifically, we count the frequencies of labels that are incorrectly predicted after successful attacks and attempt to find out such rules with the results in Tab 5, where we can observe that a speed limit sign “30” with an adversarial light can be mostly mistaken for sign “70” or less frequent “60” with higher restrictions, and the action-determining sign “Stop” could also be vulnerable to be misled as others. Based on this, we can easily recognize what weak points the embodied agents tend to dig out for each category, and then future work could focus more on the top frequent labels to ensure reliability.

Table 5: Statistical findings on the error labels that occur most frequently in misclassifications of the four origin categories.

Frequent Mistaken labels	First Label	Second Label
30 SPEED LIMIT	<b>70</b> (57 times)	<b>60</b> (22 times)
60 SPEED LIMIT	<b>70</b> (82 times)	<b>80</b> (8 times)
90 SPEED LIMIT	<b>70</b> (69 times)	<b>100</b> (9 times)
STOP	<b>30</b> (67 times)	<b>60</b> (14 times)

## 5 Conclusion

In this paper, we proposed a dynamic robust laser attack framework combined with embodied intelligence: ELA, which contained three stages: perception, decision and control to achieve the attack. For the perception stage, a PTN was designed to infer key local information in the victim’s view without direct interaction with its sensor. For the decision and control stage, an attack decision-making agent was designed and trained with reinforcement learning, which could timely generate proper strategies according to scene variations and then implement them flexibly. This is a new paradigm to enhance the robustness of contactless attacks better suitable to real-world successive scenarios, which may pave a new path for enhancing the robustness of physical attacks.

## Acknowledgments

This work was supported by the Project of the National Natural Science Foundation of China (No.62076018), and the Fundamental Research Funds for the Central Universities.



## References

- [1] Anish Athalye, Logan Engstrom, Andrew Ilyas, and Kevin Kwok. 2018. Synthesizing robust adversarial examples. In *International conference on machine learning*. PMLR, 284–293.
- [2] LI Bo, XIE Xiaoyang, WEI Xingxing, and TANG Wenting. 2021. Ship detection and classification from optical remote sensing images: A survey. *Chinese Journal of Aeronautics* 34, 3 (2021), 145–163.
- [3] Adith Bloor, Xin He, Christopher Gill, Yevgeniy Vorobeychik, and Xuan Zhang. 2019. Simple physical adversarial examples against end-to-end autonomous driving models. In *2019 IEEE International Conference on Embedded Software and Systems (ICESS)*. IEEE, 1–7.
- [4] Tom B Brown, Dandelion Mané, Aurko Roy, Martin Abadi, and Justin Gilmer. 2017. Adversarial patch. *arXiv preprint arXiv:1712.09665* (2017).
- [5] Shang-Tse Chen, Cory Cornelius, Jason Martin, and Duen Horng Chau. 2019. Shapeshifter: Robust physical adversarial attack on faster r-cnn object detector. In *Machine Learning and Knowledge Discovery in Databases: European Conference, ECML PKDD 2018, Dublin, Ireland, September 10–14, 2018, Proceedings, Part I* 18. Springer, 52–68.
- [6] Yinpeng Dong, Shouwei Ruan, Hang Su, Caixin Kang, Xingxing Wei, and Jun Zhu. 2022. Viewfool: Evaluating the robustness of visual recognition to adversarial viewpoints. *Advances in Neural Information Processing Systems* 35 (2022), 36789–36803.
- [7] Alexey Dosovitskiy, German Ros, Felipe Codevilla, Antonio Lopez, and Vladlen Koltun. 2017. CARLA: An open urban driving simulator. In *Conference on robot learning*. PMLR, 1–16.
- [8] Ranjie Duan, Xingjun Ma, Yisen Wang, James Bailey, A Kai Qin, and Yun Yang. 2020. Adversarial camouflage: Hiding physical-world attacks with natural styles. In *Proceedings of the IEEE/CVF conference on computer vision and pattern recognition*. 1000–1008.
- [9] Ranjie Duan, Xiaofeng Mao, A Kai Qin, Yuefeng Chen, Shaokai Ye, Yuan He, and Yun Yang. 2021. Adversarial laser beam: Effective physical-world attack to dms in a blink. In *Proceedings of the IEEE/CVF Conference on Computer Vision and Pattern Recognition*. 16062–16071.
- [10] Kevin Eykholt, Ivan Evtimov, Earlene Fernandes, Bo Li, Amir Rahmati, Chaowei Xiao, Atul Prakash, Tadayoshi Kohno, and Dawn Song. 2018. Robust physical-world attacks on deep learning visual classification. In *Proceedings of the IEEE conference on computer vision and pattern recognition*. 1625–1634.
- [11] Kaiming He, Xiangyu Zhang, Shaoqing Ren, and Jian Sun. 2016. Deep residual learning for image recognition. In *Proceedings of the IEEE conference on computer vision and pattern recognition*. 770–778.
- [12] Chengyin Hu, Yilong Wang, Kalibinuer Tiliwalidi, and Wen Li. 2023. Adversarial Laser Spot: Robust and Covert Physical-World Attack to DNNs. In *Asian Conference on Machine Learning*. PMLR, 483–498.
- [13] Bingyao Huang and Haibin Ling. 2022. Spaa: Stealthy projector-based adversarial attacks on deep image classifiers. In *2022 IEEE Conference on Virtual Reality and 3D User Interfaces (VR)*. IEEE, 534–542.
- [14] Gao Huang, Zhuang Liu, Laurens Van Der Maaten, and Kilian Q Weinberger. 2017. Densely connected convolutional networks. In *Proceedings of the IEEE conference on computer vision and pattern recognition*. 4700–4708.
- [15] Yao Huang, Yinpeng Dong, Shouwei Ruan, Xiao Yang, Hang Su, and Xingxing Wei. 2024. Towards Transferable Targeted 3D Adversarial Attack in the Physical World. In *Proceedings of the IEEE/CVF Conference on Computer Vision and Pattern Recognition*. 24512–24522.
- [16] Alexey Kurakin, Ian J Goodfellow, and Samy Bengio. 2018. Adversarial examples in the physical world. In *Artificial intelligence safety and security*. Chapman and Hall/CRC, 99–112.
- [17] Juncheng Li, Frank Schmidt, and Zico Kolter. 2019. Adversarial camera stickers: A physical camera-based attack on deep learning systems. In *International Conference on Machine Learning*. PMLR, 3896–3904.
- [18] Qi Li, Yue Wang, Yilun Wang, and Hang Zhao. 2022. Hdmapnet: An online hd map construction and evaluation framework. In *2022 International Conference on Robotics and Automation (ICRA)*. IEEE, 4628–4634.
- [19] Yibo Miao, Yifan Zhu, Yinpeng Dong, Lijia Yu, Jun Zhu, and Xiao-Shan Gao. 2024. T2VSafetyBench: Evaluating the Safety of Text-to-Video Generative Models. *arXiv preprint arXiv:2407.05965* (2024).
- [20] Dinh-Luan Nguyen, Sunpreet S Arora, Yuhang Wu, and Hao Yang. 2020. Adversarial light projection attacks on face recognition systems: A feasibility study. In *Proceedings of the IEEE/CVF conference on computer vision and pattern recognition workshops*. 814–815.
- [21] Bowen Pan, Jiankai Sun, Ho Yin Tiga Leung, Alex Andonian, and Bolei Zhou. 2020. Cross-view semantic segmentation for sensing surroundings. *IEEE Robotics and Automation Letters* 5, 3 (2020), 4867–4873.
- [22] Shouwei Ruan, Yinpeng Dong, Hang Su, Jianteng Peng, Ning Chen, and Xingxing Wei. 2023. Towards Viewpoint-Invariant Visual Recognition via Adversarial Training. In *Proceedings of the IEEE/CVF International Conference on Computer Vision*. 4709–4719.
- [23] Furkan E Sahin. 2019. Long-range, high-resolution camera optical design for assisted and autonomous driving. In *Photonics*, Vol. 6. MDPI, 73.
- [24] John Schulman, Filip Wolski, Prafulla Dhariwal, Alec Radford, and Oleg Klimov. 2017. Proximal policy optimization algorithms. *arXiv preprint arXiv:1707.06347* (2017).
- [25] Mahmood Sharif, Sruti Bhagavatula, Lujo Bauer, and Michael K Reiter. 2016. Accessorize to a crime: Real and stealthy attacks on state-of-the-art face recognition. In *Proceedings of the 2016 acm sigsac conference on computer and communications security*. 1528–1540.
- [26] Johannes Stalldkamp, Marc Schlipfing, Jan Salmen, and Christian Igel. 2012. Man vs. computer: Benchmarking machine learning algorithms for traffic sign recognition. *Neural networks* 32 (2012), 323–332.
- [27] Naufal Suryanto, Yongsu Kim, Hyeon Kang, Harashta Tatimma Larasati, Youngyeo Yun, Thi-Thu-Huong Le, Hunmin Yang, Se-Yoon Oh, and Howon Kim. 2022. Dta: Physical camouflage attacks using differentiable transformation network. In *Proceedings of the IEEE/CVF Conference on Computer Vision and Pattern Recognition*. 15305–15314.
- [28] Naufal Suryanto, Yongsu Kim, Harashta Tatimma Larasati, Hyeon Kang, Thi-Thu-Huong Le, Yoonyoung Hong, Hunmin Yang, Se-Yoon Oh, and Howon Kim. 2023. ACTIVE: Towards Highly Transferable 3D Physical Camouflage for Universal and Robust Vehicle Evasion. In *Proceedings of the IEEE/CVF International Conference on Computer Vision*. 4305–4314.
- [29] Christian Szegedy, Vincent Vanhoucke, Sergey Ioffe, Jon Shlens, and Zbigniew Wojna. 2016. Rethinking the inception architecture for computer vision. In *Proceedings of the IEEE conference on computer vision and pattern recognition*. 2818–2826.
- [30] Christian Szegedy, Wojciech Zaremba, Ilya Sutskever, Joan Bruna, Dumitru Erhan, Ian Goodfellow, and Rob Fergus. 2013. Intriguing properties of neural networks. *arXiv preprint arXiv:1312.6199* (2013).
- [31] Mingxing Tan and Quoc Le. 2019. Efficientnet: Rethinking model scaling for convolutional neural networks. In *International conference on machine learning*. PMLR, 6105–6114.
- [32] Donghua Wang, Wen Yao, Tingsong Jiang, Chao Li, and Xiaoqian Chen. 2023. RFLA: A Stealthy Reflected Light Adversarial Attack in the Physical World. In *Proceedings of the IEEE/CVF International Conference on Computer Vision*. 4455–4465.
- [33] Hao Wang, Yitong Wang, Zheng Zhou, Xing Ji, Dihong Gong, Jingchao Zhou, Zhifeng Li, and Wei Liu. 2018. Cosface: Large margin cosine loss for deep face recognition. In *Proceedings of the IEEE conference on computer vision and pattern recognition*. 5265–5274.
- [34] Jiakai Wang, Aishan Liu, Zixin Yin, Shunchang Liu, Shiyu Tang, and Xianglong Liu. 2021. Dual attention suppression attack: Generate adversarial camouflage in physical world. In *Proceedings of the IEEE/CVF Conference on Computer Vision and Pattern Recognition*. 8565–8574.
- [35] Xingxing Wei, Ying Guo, and Jie Yu. 2023. Adversarial Sticker: A Stealthy Attack Method in the Physical World. *IEEE Transactions on Pattern Analysis and Machine Intelligence* 45, 3 (2023), 2711–2725. <https://doi.org/10.1109/TPAMI.2022.3176760>
- [36] Xingxing Wei, Yao Huang, Yitong Sun, and Jie Yu. 2023. Unified Adversarial Patch for Cross-modal Attacks in the Physical World. In *Proceedings of the IEEE/CVF International Conference on Computer Vision*. 4445–4454.
- [37] Xingxing Wei, Yao Huang, Yitong Sun, and Jie Yu. 2023. Unified adversarial patch for visible-infrared cross-modal attacks in the physical world. *IEEE Transactions on Pattern Analysis and Machine Intelligence* (2023).
- [38] Xingxing Wei, Jie Yu, and Yao Huang. 2023. Infrared Adversarial Patches with Learnable Shapes and Locations in the Physical World. *International Journal of Computer Vision* (2023), 1–17.
- [39] Xingxing Wei, Jie Yu, and Yao Huang. 2023. Physically Adversarial Infrared Patches With Learnable Shapes and Locations. In *Proceedings of the IEEE/CVF Conference on Computer Vision and Pattern Recognition*. 12334–12342.
- [40] Tong Wu, Xuefei Ning, Wenshuo Li, Ranran Huang, Huazhong Yang, and Yu Wang. 2020. Physical adversarial attack on vehicle detector in the carla simulator. *arXiv preprint arXiv:2007.16118* (2020).
- [41] Kaidi Xu, Gaoyuan Zhang, Sijia Liu, Quanfan Fan, Mengshu Sun, Hongge Chen, Pin-Yu Chen, Yanzhi Wang, and Xue Lin. 2020. Adversarial t-shirt! evading person detectors in a physical world. In *European conference on computer vision*. Springer, 665–681.
- [42] Chen Yan, Zhijian Xu, Zhanyuan Yin, Stefan Mangard, Xiaoyu Ji, Wenyuan Xu, Kaifa Zhao, Yajin Zhou, Ting Wang, Guofei Gu, et al. 2022. Rolling colors: Adversarial laser exploits against traffic light recognition. In *31st USENIX Security Symposium (USENIX Security 22)*. 1957–1974.
- [43] Yichi Zhang, Yao Huang, Yitong Sun, Chang Liu, Zhe Zhao, Zhengwei Fang, Yifan Wang, Huanran Chen, Xiao Yang, Xingxing Wei, et al. 2024. Benchmarking Trustworthiness of Multimodal Large Language Models: A Comprehensive Study. *arXiv preprint arXiv:2406.07057* (2024).
- [44] Yiqi Zhong, Xianming Liu, Deming Zhai, Junjun Jiang, and Xiangyang Ji. 2022. Shadows can be dangerous: Stealthy and effective physical-world adversarial attack by natural phenomenon. In *Proceedings of the IEEE/CVF Conference on Computer Vision and Pattern Recognition*. 15345–15354.