

The Leaf Function of Penrose P2 Graphs

Carole Porrier

Alexandre Blondin Massé

Alain Goupil

December 14, 2023

Abstract

We study a graph-theoretic problem in the Penrose P2-graphs which are the dual graphs of Penrose tilings by kites and darts. Using substitutions, local isomorphism and other properties of Penrose tilings, we construct a family of arbitrarily large induced subtrees of Penrose graphs with the largest possible number of leaves for a given number n of vertices. These subtrees are called fully leafed induced subtrees. We denote their number of leaves $L_{P2}(n)$ for any non-negative integer n , and the sequence $(L_{P2}(n))_{n \in \mathbb{N}}$ is called the leaf function of Penrose P2-graphs. We present exact and recursive formulae for $L_{P2}(n)$, as well as an infinite sequence of fully leafed induced subtrees, which are caterpillar graphs. In particular, our proof relies on the construction of a finite graded poset of 3-internal-regular subtrees.

1 Introduction

In graph theory, several problems concern the identification of subgraphs satisfying particular criteria, such as finding optimal spanning trees [STU97], or the *snake in the box problem* [AK88]. More recently, some literature has been devoted to the problem of identifying induced subtrees with many leaves. In [BMdCG⁺18], the authors introduced the following two related problems:

Problem 1 (LISD, [BMdCG⁺18]). *Given a simple graph G and two positive integers i and ℓ , is there an induced subtree of G containing i vertices and ℓ leaves?*

Problem 2 (FLIS, [BMdCG⁺18]). *Given a simple graph G and a positive integer i , what is the largest integer ℓ such that there is an induced subtree of G with i vertices and ℓ leaves?*

Induced subtrees maximizing their number of leaves with respect to their number of vertices are called *fully leafed*. Some examples are illustrated in Figure 1. As it is often the case in graph theoretical problems, it was shown that the LISD problem is NP-complete, so that the FLIS problem is NP-hard [BMdCG⁺18]. In [BMdCG⁺18], the authors proposed a polynomial time algorithm using dynamic programming for the special case where G is a tree. They also provided a general exponential branch-and-bound algorithm that solves the problem for any graph.

Another line of investigation was explored on infinite graphs. Indeed, given some infinite simple graph G , it was proposed to study the function $L_G(i)$, called the *leaf function* of G , which associates with every integer $i \geq 0$, the maximal number of leaves that an induced subtree of G of order i can have. The leaf functions of the square grid, the triangular grid, the hexagonal grid and the cubic grid have thus been described [BMdCGS18] and some special classes of fully leafed induced subtrees have been enumerated [BdG18]. Figure 1 illustrates some fully leafed induced subtrees in these infinite graphs, which are actually dual graphs of tilings.

In this paper, we investigate the leaf function L_{P2} of Penrose tilings of type $P2$, also known as *kites and darts* tilings. The adjacency graph of a tiling of type $P2$ is called a $P2$ -graph or a *Penrose tree* (resp. *Penrose caterpillar*) when it is a tree (resp. a caterpillar). A $P2$ tiling with its graph superimposed is illustrated in Figure 2. Our main contributions are the construction of arbitrarily large fully leafed induced subtrees and also the computation of the leaf function for kites and darts Penrose tilings, summarized in the following theorem:

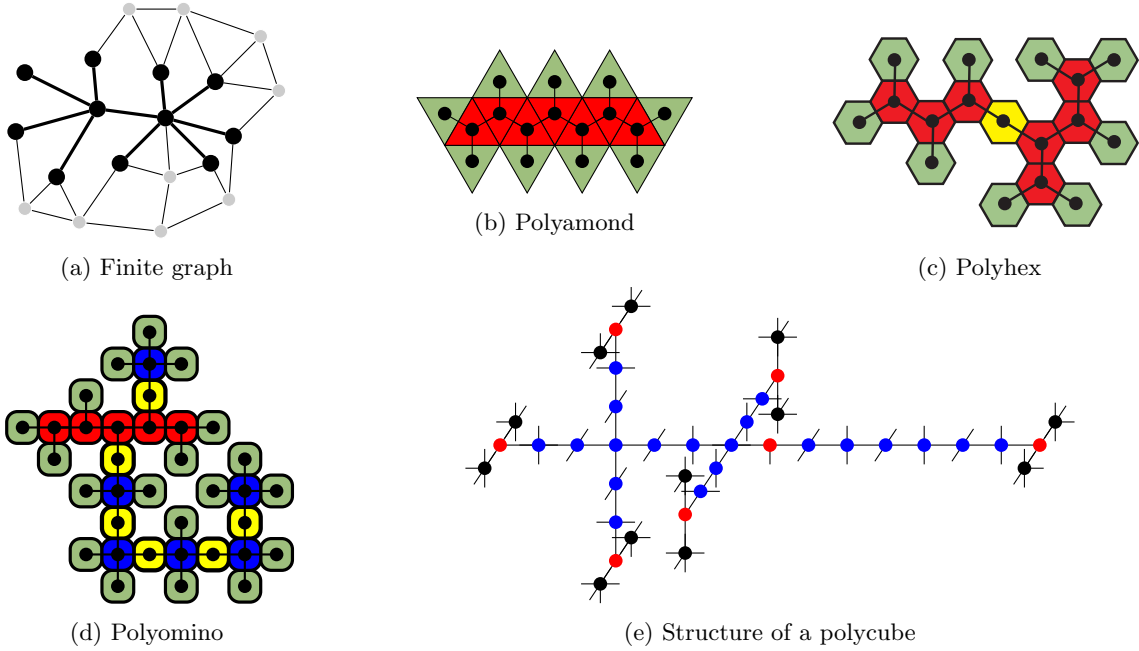


Figure 1: Fully leafed induced subtrees, (a) in a finite graph, (b) in the triangular lattice, (b) in the hexagonal lattice, (b) in the square lattice, and (e) in the cubic lattice. Vertices are colored according to their degree in the induced subtree (except for the finite graph). Subtrees (a) and (b) are caterpillars, while subtrees (c), (d) and (e) are not.

Theorem 1. *The leaf function L_{P_2} of P_2 -graphs, defined for all $n \in \mathbb{N}$, is*

$$L_{P_2}(n) = \begin{cases} 0 & \text{if } n \in \{0, 1\} \\ \lfloor n/2 \rfloor + 1 & \text{if } 2 \leq n \leq 18, \\ L_{P_2}(n - 17) + 8 & \text{if } n \geq 19. \end{cases}$$

The remaining sections of this article are divided as follows. Section 2 introduces the definitions and notations on tilings and graphs. In Sections 3 and 4, we prove that the function given in Theorem 1 is respectively an upper bound and a lower bound for the leaf function of P_2 graphs. Finally, in Section 5 we give a closed formula for L_{P_2} , we discuss perspectives and we conclude with two conjectures.

2 Leaf functions and Penrose trees

We briefly recall some graph theoretical definitions and notation.

Let $G = (V, E)$ be a simple graph, finite or infinite, with set of vertices V and set of edges E . Let $u \in V$ and $U \subseteq V$. Then the set of *neighbors* of u in G is denoted $N_G(u)$, which is naturally extended to U by defining its *neighborhood* $N_G(U) = \{N_G(u') \mid u' \in U\}$. The *subgraph of G induced by U* is $G[U] = (U, E \cap \mathcal{P}_2(U))$, where $\mathcal{P}_2(U)$ is the set of 2-element subsets of U . The *degree* of a vertex is its number of neighbors.

A *tree* is a connected and acyclic graph. The set of all subgraphs of G can be equipped with a partial order \leq_{sg} : if H_1, H_2 are two subgraphs of a graph G , we write $H_1 \leq_{sg} H_2$ when H_1 is a subgraph of H_2 up to isomorphism, i.e. if there exists two graphs \tilde{H}_1, \tilde{H}_2 such that H_1 is isomorphic to \tilde{H}_1 , H_2 is isomorphic to \tilde{H}_2 and \tilde{H}_1 is a subgraph of \tilde{H}_2 .

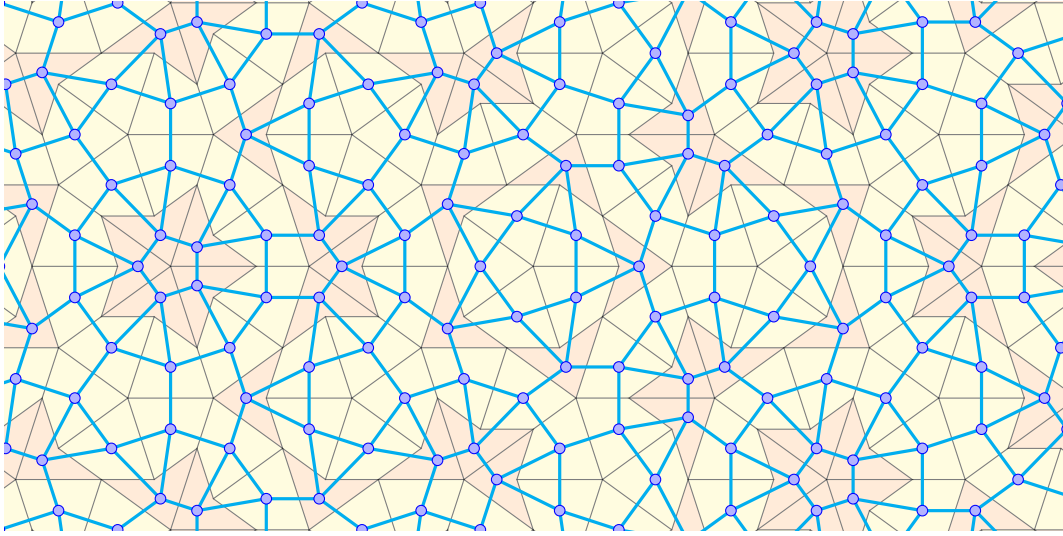


Figure 2: An excerpt of a P2 tiling, also called *kites and darts tiling*, with its adjacency graph superimposed. The kites and darts are respectively colored yellow and orange. The graph vertices are depicted with blue dots and the edges in cyan.

We focus *induced subtrees*, i.e. the induced subgraphs of G that are trees, and in their *leaves*, i.e. their vertices of degree 1. Given an induced subtree I , the induced subtree obtained from I by deleting all its leaves is called the *derived subtree* of I and is denoted I' . An induced subtree I is a *chain* if it is a *path graph*, i.e. a tree whose vertices have degree at most 2. An induced subtree I is a *caterpillar* if I' is a path graph. We denote by $n(I)$, the total number of vertices of an induced subtree I and by $n_d(I)$, the number of vertices of degree d in I .

Let $\mathcal{I}_G(n)$ be the set of all induced subtrees of G of order n , up to isomorphism. Then the *leaf function* of G is defined by

$$L_G(n) = \max\{n_1(I) : I \in \mathcal{I}_G(n)\},$$

for all $n \in \mathbb{N}$. An induced subtree I of G of order n is said to be *fully leafed* if $n_1(I) = L_G(n)$. For any positive integer d , an induced subtree I is said to be *d -internal-regular* when all the vertices of I' are of degree d in I .

The graphs that we are interested in here are defined on tilings. A *tiling* of the plane is a covering of \mathbb{R}^2 by countably many closed sets called *tiles* with no gaps and no overlaps, except for their boundary points which form the vertices and edges of the tiling. Two tiles are said to be *adjacent* if they share an edge. The vertices and edges of a tiling thus form a planar (undirected) graph embedded in the plane, whose dual is the *adjacency graph* G of the tiling: the vertices of G are the tiles of the tiling and the set E of edges is given by the adjacency relation between the tiles. In that sense, polyominoes, polyamonds and polyhexes like those in Figure 1 are *patches*, i.e. connected sets of tiles, but can also be seen as induced subtrees of (the duals of) the three regular tilings of the plane – respectively the square, triangular and hexagonal lattices.

The main objects of this article are Penrose tilings by kites and darts, classified as P2 in Grünbaum and Shephard's reference book [GS87]. For convenience, we call the dual graph of a Penrose tiling a *P2-graph*, and an induced subgraph of a P2-graph is called *Penrose tree* (resp. *Penrose caterpillar*) when it is a tree (resp. a caterpillar). A P2 tiling is composed of two sorts of tiles called kites and darts, as shown on the left of Figure 3. With the P2 assembly rules, there are seven possible *vertex configurations*, i.e. seven ways of arranging the tiles around a vertex of the plane (also in Figure 3).

Each vertex configuration *forces* a whole set of tiles around it which John H. Conway called

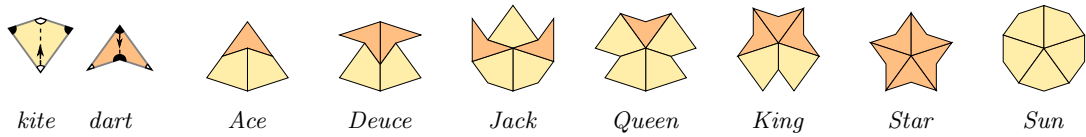


Figure 3: The kite and dart, followed by the seven vertex configurations in a Penrose P2 tiling. The colored vertices on the kite and dart on the left give the assembly rules: the colors have to match as one assembles the tiles, so that there is either a black or a white circle at each vertex. No other vertex configuration than those above is allowed – in particular, no rhombus can be formed. All patches being considered up to isometry.

an *empire* [Gar77, GS87]. This means that whenever a given vertex configuration appears in a P2 tiling, then all the tiles forming the empire are placed in a unique possible way with respect to that vertex. Some empires are not connected and even contain infinitely many tiles, yet it is sufficient here to consider, for each vertex configuration, the largest connected component included in its empire. We call this component *kingdom* (or *local empire*). The seven kingdoms of kites and darts tilings are shown in Figure 4.

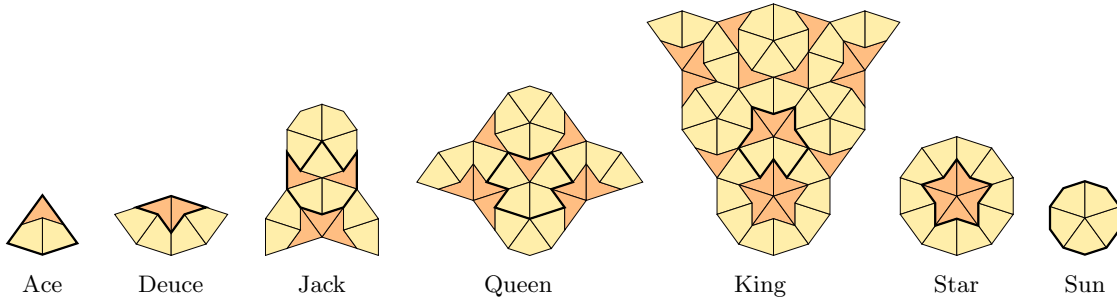


Figure 4: The seven kingdoms of kites and darts tilings.

As shown in Figure 5, kingdoms are surrounded by *Conway worms*¹, consisting of long and short *bowties* placed side by side. Those are described in detail in [GS87], as well as Ammann bars whose main properties are recalled in Section 4.3.

A vertex configuration, a kingdom or a Conway worm, is a special case of a patch. All Penrose tilings of a given type are *locally isomorphic*, meaning that any patch which appears in one also appears in all the others. In other words, all kites and darts Penrose tilings are in the same local isomorphism class (*LI class*). Local isomorphism and the following notions are explained in more detail in [GBS94, Baa99, Rob04, BG13].

A tiling T_2 is *locally derivable* from a tiling T_1 if there exists a fixed radius r such that T_2 can be obtained from T_1 by a *local mapping*, that is a transformation which maps any patch of radius r in T_1 to a given patch in T_2 , which is always the same up to translation. If T_1 is also locally derivable from T_2 , then T_1 and T_2 are *mutually locally derivable (MLD)*. The MLD property holds for Penrose tilings of different types (i.e. of different LI classes): any Penrose tiling of one type is MLD with a Penrose tiling of each type, including some of the same LI class, and there is a bijection between the sets of tilings of these two types. The Penrose tiles are therefore all in the same MLD class, along with a few other sets of tilings including the so-called *HBS tilings*, introduced in Section 4.

Some cases of local derivability are fairly easy to see. For example, when a tiling T_1 is a *composition* of a tiling T_2 , i.e. each tile of T_1 is a union of tiles of T_2 (the pattern being the same for all copies of the same tile). In this case, T_2 is a *decomposition* of T_1 . These notions

¹We sometimes just say “worm”, omitting “Conway”.

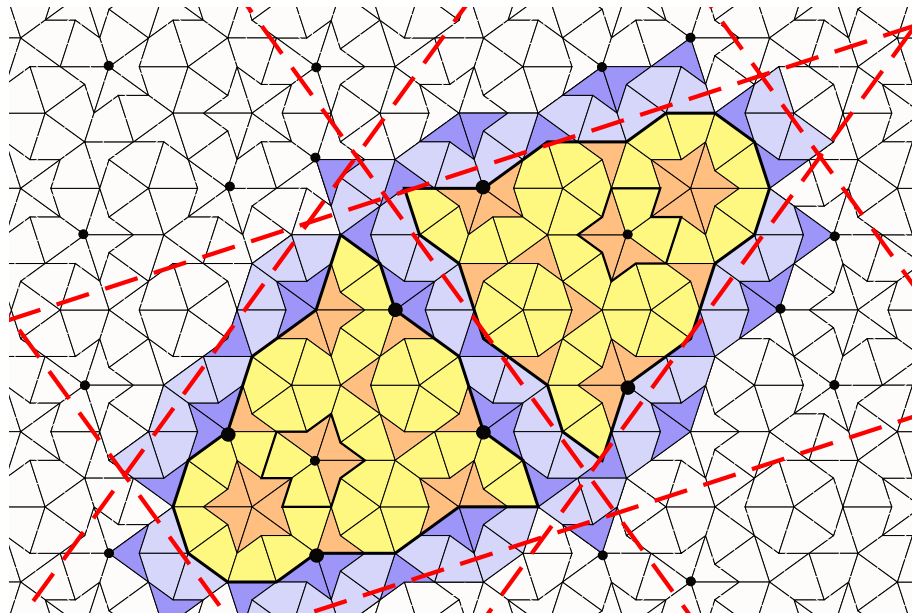


Figure 5: Each black point corresponds to an occurrence of a King, with the same kingdom around. Two occurrences of the King's kingdom are colored in yellow and orange, in different orientations and separated by a (finite) Conway worm colored in blue, as well as the other finite worms surrounding the highlighted kingdoms. Each worm could be flipped around a central axis parallel to the *Ammann bar* (red line) crossing the worm – the bar being flipped around the same axis in that case, for instance touching the kingdom on the left instead of that on the right.

can be relaxed in the *imperfect* version, where each tile of T_1 is covered by a union of tiles of T_2 . For Penrose tilings and their derivatives, imperfect composition and decomposition rules are available to transform a tiling of a given type into another tiling of the same or another LI class. In particular, HBS tiles are a composition of darts and half-kites (Figure 15).

An α -*decomposition* is a decomposition in which the new tiles have the same shapes as the original tiles but on a $\alpha : 1$ scale. An *inflation* is a decomposition followed by a scaling, so that the new tiles have the same shapes and sizes as the original tiles, but form a larger pattern. For the Penrose MLD class, the scaling is of ratio $\varphi : 1$, so the inflation is a φ -decomposition, where $\varphi = (1 + \sqrt{5})/2$ is the golden ratio.

3 An upper bound on the Leaf Function

In this section, we provide a tight upper bound on the function L_{P_2} . More precisely, we prove the following proposition.

Proposition 1. *For any non negative integer n ,*

$$L_{P_2}(n) \leq \begin{cases} 0 & \text{if } 0 \leq n \leq 1, \\ \lfloor n/2 \rfloor + 1 & \text{if } 2 \leq n \leq 18, \\ L_{P_2}(n - 17) + 8 & \text{if } n \geq 19. \end{cases} \quad (1)$$

In order to prove Proposition 1, we proceed in five steps:

1. We first notice that in any induced subtree of a P2-graph G , each internal tile has degree at most 3 (Lemma 1);

2. We provide a relation between $n_1(I)$ and $n_3(I)$ for any induced subtree I of G (Lemma 2);
3. We provide a loose upper bound on L_{P_2} (Lemma 3);
4. We show that any 3-internal-regular induced subtree of G has at most 8 internal tiles (Lemma 4);
5. Using a minimal counter-example argument, we show that Inequation (1) holds.

The first step is straightforward.

Lemma 1 ([PBM20]). *Let I be an induced subtree of a P_2 -graph. Then for any tile t in I , $\deg_I(t) \leq 3$.*

Proof. The result is proved in [PBM20], but for sake of completeness, we include it here. It suffices to consider all possible neighborhoods of a kite and a dart in a P_2 tiling, shown in Figure 6 (detailing first row of Figure 8 and adding one configuration). In each case, there is at least one pair of adjacent neighbors among the four neighbors of a tile, so that the I -degree of t is at most 3 for any induced subtree I . \square

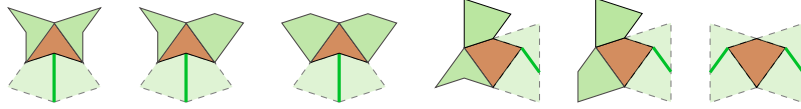


Figure 6: The six possible neighborhoods, up to isometry, of a P_2 tile. A green edge between two lighter tiles indicates that they cannot both be in the same induced subtree with the brown tile, since the three tiles form a cycle.

The two following lemmas are consequences of elementary graph theory arguments and of Lemma 1.

Lemma 2. *Let I be an induced subtree of a P_2 -graph, containing n tiles. Then*

$$n_1(I) = n_3(I) + 2. \quad (2)$$

Proof. For $d \in \{1, 2, 3\}$, let $n_d = n_d(I)$. From Lemma 1, we have $n = n_1 + n_2 + n_3$ i.e.

$$n_2 = n - n_1 - n_3. \quad (3)$$

Since I is a tree, it has $n - 1$ edges so by the handshaking lemma, $2(n - 1) = n_1 + 2n_2 + 3n_3$ i.e.

$$2n_2 = 2(n - 1) - n_1 - 3n_3. \quad (4)$$

Combining Equations (3) and (4) yields the result. \square

Lemma 3. *For all integers n, k such that $1 \leq k < n$,*

$$L_{P_2}(n) \leq L_{P_2}(n - k) + \lceil k/2 \rceil. \quad (5)$$

Proof. First, we prove that $L_{P_2}(n) \leq L_{P_2}(n - 1) + 1$. Arguing by contradiction, assume that there exists some integer n such that $L_{P_2}(n) > L_{P_2}(n - 1) + 1$. Let I be a fully leafed induced subtree of size n , i.e. such that $n_1(I) = L_{P_2}(n)$, and J a subtree obtained by removing any one leaf from I . By construction of J , we have $n_1(J) \geq n_1(I) - 1$ and J has size $n - 1$, so $n_1(J) \leq L_{P_2}(n - 1)$. Hence $L_{P_2}(n - 1) \geq n_1(J) \geq n_1(I) - 1 = L_{P_2}(n) - 1$ in contradiction with the assumption. Next, we show

$$L_{P_2}(n) \leq L_{P_2}(n - 2) + 1. \quad (6)$$

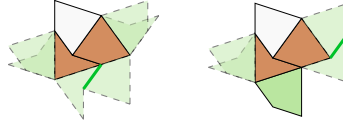


Figure 7: Up to isometry, the single element of $\mathcal{F}'(2)$ (in brown) with its possible neighborhoods.

From the previous paragraph, $L_{P_2}(n-1) \leq L_{P_2}(n-2) + 1$. Thus in case $L_{P_2}(n) = L_{P_2}(n-1)$, we have $L_{P_2}(n) \leq L_{P_2}(n-2) + 1$. Otherwise, by Lemma 1 and Proposition 1 in [PBM20], if $L_{P_2}(n) > L_{P_2}(n-1)$ then $L_{P_2}(n+1) = L_{P_2}(n)$. A corollary is that if $L_{P_2}(n) > L_{P_2}(n-1)$ then $L_{P_2}(n-1) = L_{P_2}(n-2)$, which also implies $L_{P_2}(n) \leq L_{P_2}(n-2) + 1$.

We are now ready to prove the general case by induction on k .

BASIS. The cases $k = 1$ and $k = 2$ have been proved in the previous paragraphs.

INDUCTION HYPOTHESIS. Assume that for some integer $k \geq 3$ and all naturals $k' < k$, one has $L_{P_2}(n) \leq L_{P_2}(n-k') + \lceil k'/2 \rceil$.

INDUCTION. Then

$$\begin{aligned}
 L_{P_2}(n-k) + \lceil k/2 \rceil &= L_{P_2}((n-2) - (k-2)) + \lceil k/2 \rceil \\
 &= L_{P_2}((n-2) - (k-2)) + \lceil (k-2)/2 \rceil + 1 \\
 &\geq L_{P_2}(n-2) + 1 && \text{(induction hypothesis)} \\
 &\geq L_{P_2}(n), && \text{equation (6)}
 \end{aligned}$$

concluding the proof. □

We now show that the set \mathcal{I} of all 3-internal-regular Penrose trees is finite by exhibiting the complete set \mathcal{I}' of their derived subtrees, up to isomorphism, in the form of a graded poset $(\mathcal{I}', \leq_{sg})$.

Lemma 4. *Let \mathcal{I} be the set of all 3-internal-regular Penrose trees and $\mathcal{I}' = \{I' \mid I \in \mathcal{I}\}$, i.e. $I' \in \mathcal{I}'$ if and only if I' is the derived tree of some 3-internal-regular Penrose tree. Then $(\mathcal{I}', \leq_{sg})$ is the finite graded poset illustrated in Figure 8. In particular, \mathcal{I} is finite.*

Proof. Let us first introduce a few notations. For each positive integer n , let $\mathcal{I}'(n)$ be the set of all induced subtrees I' such that I' has exactly n tiles and there exists a 3-internal-regular induced subtree whose derived tree is I' . We say that an induced subtree E is an *extension* of a subtree I if $|E| = |I| + 1$ and I is a subtree of E . For each positive integer n , let $\mathcal{E}'(n)$ be the set of all extensions E of subtrees $I \in \mathcal{I}'(n-1)$, and let $\mathcal{A}'(n)$ be the subset of $\mathcal{E}'(n)$ consisting of induced subtrees A such that each subtree of A of size $n' < n$ belongs to $\mathcal{I}'(n')$. In other words, an element A of $\mathcal{A}'(n)$ is *admissible* in the sense that all its proper subtrees are in $\mathcal{I}'(n')$ for some $n' < n$, but A might not be in $\mathcal{I}'(n)$.

We observe that for any integer $n > 0$, the relations $\mathcal{I}'(n) \subseteq \mathcal{A}'(n) \subseteq \mathcal{E}'(n)$ hold. So let $\mathcal{F}'(n) = \mathcal{A}'(n) - \mathcal{I}'(n)$ be the set of *forbidden* patterns in $\mathcal{A}'(n)$: not forbidden as P2 patches but as part of a 3-internal-regular induced subtree. We show by induction on n that for $1 \leq n \leq 8$ the set $\mathcal{I}'(n)$ is precisely the set appearing in Figure 8 (brown tiles only), and $\mathcal{I}'(n) = \emptyset$ for $n \geq 9$. Let $I' \in \mathcal{I}'(n)$, where $n \geq 1$.

CASE $n = 1$. For $n = 1$, I' is either a kite or a dart. Both tiles appear in Figure 8, row 1, and they both admit at least one neighborhood of 3 tiles.

CASE $n = 2$. For $n = 2$, $\mathcal{A}'(2)$ has five elements: the four brown subtrees shown in Figure 8, row 2, with their possible neighborhoods showing that they are in $\mathcal{I}'(2)$, plus the subtrees appearing in Figure 7 which cannot be in any 3-internal-regular induced subtree. Indeed for each configuration C in Figure 7, if the brown tiles have degree 3 then there is a cycle in C . Hence the sets $\mathcal{I}'(2)$ and $\mathcal{F}'(2)$ are as illustrated in Figure 8, row 2, and Figure 7 respectively.

CASE $n = 3$. For $n = 3$, $\mathcal{A}'(3)$ is the set of subtrees appearing in row 3 of Figure 8 or in Figure 9. While all patterns in Figure 8 are admissible, none of the five patches in Figure 9 is possible.

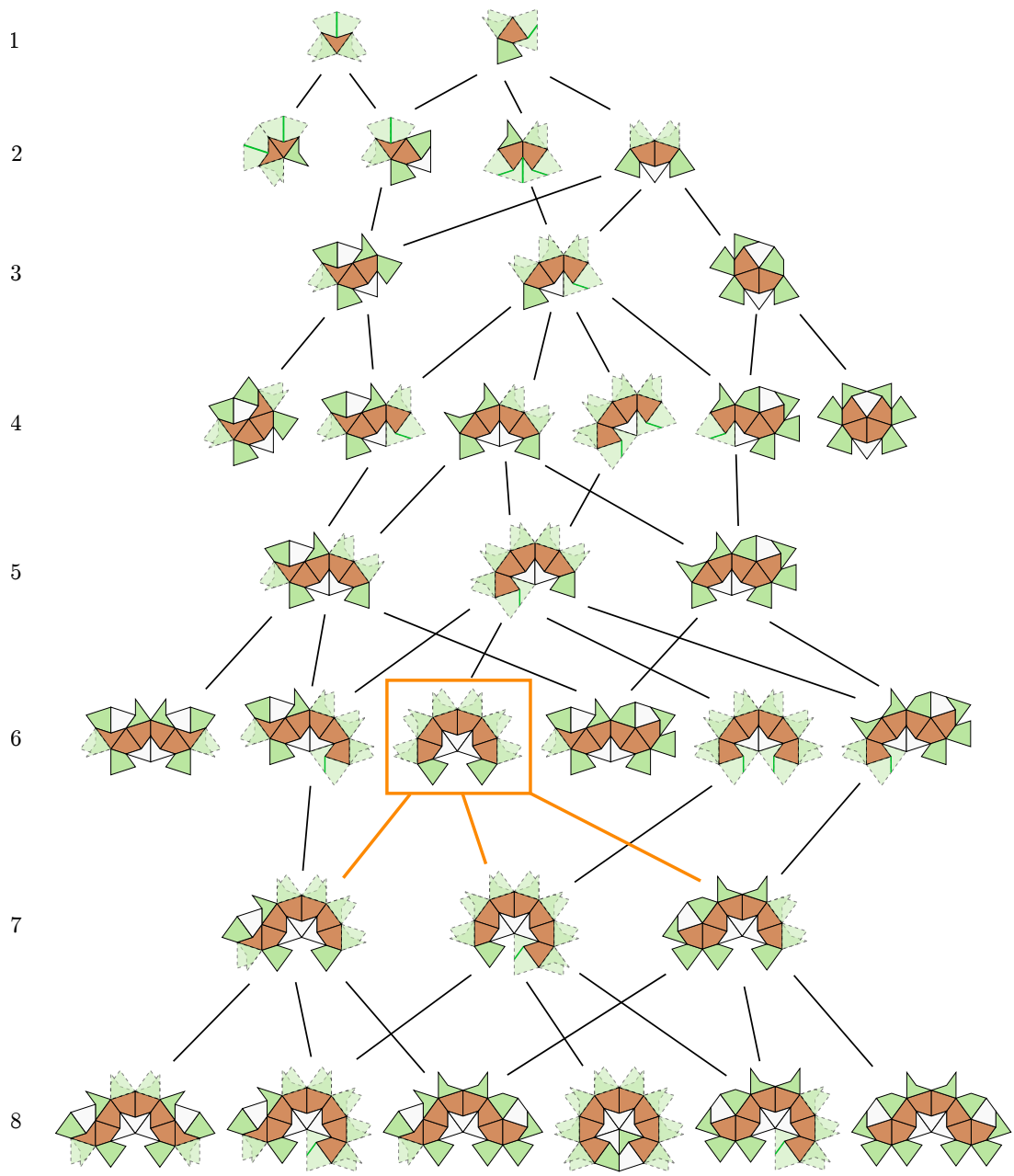


Figure 8: The graded poset \mathcal{I}' of derived path of 3-internal-regular caterpillars of length 1 to 8, up to isometry. For each caterpillar, the derived path is brown, its adjacent tiles which cannot be in an induced subtree are white and the leaves are green. Translucent leaves with dashed contour indicate two possibilities: two tiles are superimposed or adjacent through a green edge, and only one of them is in the induced subtree. $\mathcal{I}'(n)$ is the set of brown paths in row n . $\mathcal{I}'(6)$ contains the special caterpillar C_{14} , in the orange box: its derived path is included in all the caterpillars below.

Indeed in each patch of Figure 9, at most one tile among each pair of adjacent tiles $\{t_1, t_2\}$, $\{t_3, t_4\}$ and $\{t_5, t_6\}$ may belong to I , and by Lemma 2 the tree should have 5 leaves. Let i_1, i_2, i_3 be the chosen tiles in each of the three sets. Then there is a cycle formed by the tiles i_1, i_2, i_3, t_7 and t_8 .

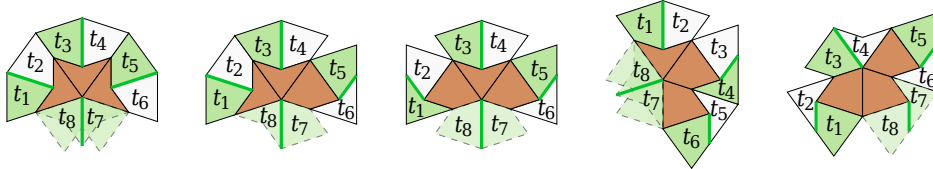


Figure 9: Up to isometry, the five elements of $\mathcal{F}'(3)$ (in brown), with their possible neighborhoods.

CASE $n = 4$. For $n = 4$, observe that I' cannot be a non-path subtree. Indeed, Figure 10 illustrates all non-path subtrees in $\mathcal{E}'(4)$. Since each of them contains at least one forbidden pattern in $\mathcal{F}'(3)$, we conclude that they cannot belong to $\mathcal{A}'(4)$. Finally, all path subtrees in $\mathcal{A}'(4)$ are depicted in Figure 8, row 4, so that $\mathcal{F}'(4) = \emptyset$.

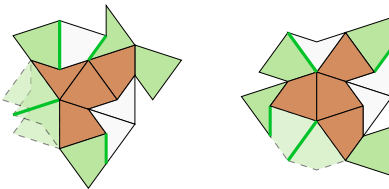


Figure 10: Up to isometry, the non-path extensions in $\mathcal{E}'(4)$.

CASE $n = 5$. For $n = 5$, $\mathcal{A}'(5)$ is the set of all isometries of the subtrees appearing in Figure 8, row 5. Indeed, considering forced tiles around each element of $\mathcal{T}'(4)$ and observations made before, no other extension is admissible.

CASES $n = 6, 7, 8$. By inspecting all paths in $\mathcal{E}'(n), n \in \{6, 7, 8\}$, one notices that $\mathcal{A}'(n)$ is as depicted in Figure 8. Since they are all admissible, we conclude that $\mathcal{A}'(n) = \mathcal{T}'(n)$, so that $\mathcal{F}'(n) = \emptyset$.

CASE $n = 9$. By inspecting all paths in $\mathcal{E}'(9)$, we observe that none of them are in $\mathcal{A}'(9)$, since they all contain some forbidden pattern in $\mathcal{F}'(n')$ for some $n' < 9$. Hence, $\mathcal{A}'(9) = \mathcal{T}'(9) = \emptyset$.

CASE $n \geq 10$. By induction, since $\mathcal{T}'(n-1) = \emptyset$, $\mathcal{E}'(n) = \emptyset$, hence $\mathcal{A}'(n) = \emptyset$ so that $\mathcal{T}'(n) = \emptyset$, concluding the proof. \square

Lemma 4 has an interesting consequence:

Corollary 1. *Let I be a 3-internal-regular induced subtree of a $P2$ -graph. Then I is a caterpillar.*

Proof. Let I' be the derived tree of I . We need to show that I' is a path graph. If $|I'| \leq 3$, then the result is immediate. Otherwise, assume that $|I'| \geq 4$ and, arguing by contradiction, that I' is not a chain. Then I' contains a subtree J of 4 tiles, such that one tile t of J verifies $\deg_{I'}(t) = 3$. But such a tile t does not exist: in the proof of Lemma 4, we have shown that the set $\mathcal{A}'(4)$ contains only path graphs. This contradicts our earlier assumption and concludes the proof. \square

Before proving Proposition 1, we introduce a useful definition adapted from [BdG18].

Definition 1 ([BdG18]). *Let I be an induced subtree of a $P2$ tiling and let t_1, t_2 be two adjacent tiles in I . We say that the pair of induced subtrees (I_1, I_2) is a factorization of I at (t_1, t_2) , or that I is the graft of I_1 and I_2 if $I = I_1 \cup I_2$, $I_1 \cap I_2 = \{t_1, t_2\}$, t_2 is a leaf of I_1 and t_1 is a leaf of I_2 . We then write $I = I_1 \diamond_{(t_1, t_2)} I_2$ or simply $I = I_1 \diamond I_2$ when (t_1, t_2) is clearly identified.*

The following identities are straightforward consequences of the previous definition: For any induced subtrees I_1 and I_2 such that $I_1 \diamond I_2$ exists,

$$n(I_1 \diamond I_2) = n(I_1) + n(I_2) - 2, \quad (7)$$

$$n_1(I_1 \diamond I_2) = n_1(I_1) + n_1(I_2) - 2, \quad (8)$$

$$n_2(I_1 \diamond I_2) = n_2(I_1) + n_2(I_2), \quad (9)$$

$$n_3(I_1 \diamond I_2) = n_3(I_1) + n_3(I_2). \quad (10)$$

We are now ready to prove Proposition 1.

Proof of Proposition 1. Exhaustive enumeration of all possible tile patterns shows that Inequation 1 holds for $n \in \{0, 1, 2, 3\}$. Next, assume that $4 \leq n \leq 18$. On one hand, if n is even, then by Lemma 3, we have $L_{P_2}(n) \leq L_{P_2}(2) + (n - 2)/2 = 2 + (n - 2)/2 = \lfloor n/2 \rfloor + 1$. On the other hand, if n is odd, then by Lemma 3, we have $L_{P_2}(n) \leq L_{P_2}(3) + (n - 3)/2 = 2 + (n - 1)/2 - 1$, hence $L_{P_2}(n) \leq \lfloor n/2 \rfloor + 1$.

We now consider the case $n \geq 19$. Arguing by contradiction, assume that there exists an integer $n \geq 19$ such that $L_{P_2}(n) > L_{P_2}(n - 17) + 8$. Choose n minimal and let I be a fully leafed induced subtree of size n . We claim that I contains at least one tile of degree 2. Indeed, if $n_2(I) = 0$, then

$$19 \leq n(I) = n_1(I) + n_2(I) + n_3(I) = (n_3(I) + 2) + 0 + n_3(I) = 2n_3(I) + 2,$$

which implies $n_3 \geq 9$, contradicting Lemma 4. Next, we observe that there exists a factorization $I = I_1 \diamond I_2$ at (t_1, t_2) such that $\deg_I(t_2) = 2$ and t_2 is the only tile of degree 2 in I_2 (as in Figure 11). Therefore, it follows from Lemma 4 that $n(I_2) \leq 19$: on the left side of t_2 there is only t_1 , and on its right there are at most 8 inner vertices (of degree 3) with as many leaves plus 1 at the end. To conclude, we consider two cases.

First, assume that $n(I_2) \leq 18$. Since $n(I_2) = n_1(I_2) + n_2(I_2) + n_3(I_2)$, $n_2(I_2) = 1$ and $n_1(I_2) = n_3(I_2) + 2$, we have $n_1(I_2) = (n(I_2) + 1)/2$, which also implies that $n(I_2)$ is odd. But by assumption $n_1(I) = L_{P_2}(n(I)) > L_{P_2}(n(I) - 17) + 8$ so

$$n_1(I_1) = n_1(I) - n_1(I_2) + 2 > L_{P_2}(n(I) - 17) + 8 - n_1(I_2) + 2.$$

Hence

$$n_1(I_1) > L_{P_2}(n(I) - 17) - (n(I_2) + 1)/2 + 10 = L_{P_2}(n(I) - 17) + (19 - n(I_2))/2.$$

Since $n(I_2)$ is odd, this rewrites

$$n_1(I_1) > L_{P_2}((n(I) - n(I_2) + 2) - (19 - n(I_2))) + \lceil (19 - n(I_2))/2 \rceil$$

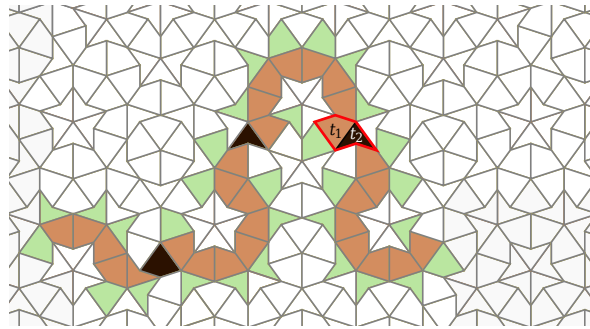


Figure 11: A factorization $I = I_1 \diamond I_2$ at (t_1, t_2) . I_1 is the leftmost subtree of I , including t_2 as a leaf, and I_2 is the rightmost subtree of I , including t_1 as a leaf.

Thus by Lemma 3 we have $n_1(I_1) > L_{P_2}(n(I) - n(I_2) + 2)$ i.e. $n_1(I_1) > L_{P_2}(n(I_1))$, which is impossible by definition of the leaf function.

Finally, assume that $n(I_2) = 19$. Then $n_1(I_2) = 10$, $n_2(I_2) = 1$, $n_3(I_2) = 8$ and

$$n(I_1) = n(I) - n(I_2) + 2 = n(I) - 19 + 2 = n(I) - 17.$$

Also, we have

$$n_1(I_1) = n_1(I) - n_1(I_2) + 2 = n_1(I) - 10 + 2 = n_1(I) - 8$$

but then the assumption yields the same contradiction:

$$n_1(I_1) > L_{P_2}(n(I) - 17) + 8 - 8 = L_{P_2}(n(I_1)).$$

□

Before ending this section, it is worth mentioning that there exist fully leafed induced subtrees of tilings of type P_2 that are not caterpillars. They are obtained by grafting a new caterpillar C_1 on a caterpillar C with $8k$ tiles of degree 3 and $k - 1$ tiles of degree 2. Indeed in order to increase the number of cells of C , a tile of degree 2 must be added and this tile does not need to be at an extremity of C' as illustrated in Figure 12.

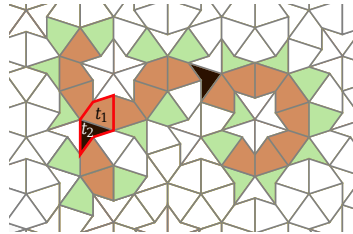


Figure 12: A fully leafed induced subtree which is not a caterpillar.

4 Caterpillars realizing the upper bound

In this section we exhibit a family $(C_n)_{n \in \mathbb{N}}$ of fully leafed P_2 caterpillars, that is caterpillars such that $n_1(C_n) = L_{P_2}(n)$ for all $n \in \mathbb{N}$, thus proving:

Proposition 2. *Let C_n be a Penrose caterpillar constructed as described in this section. Then*

$$n_1(C_n) = \begin{cases} 0 & \text{if } 0 \leq n \leq 1, \\ \lfloor n/2 \rfloor + 1 & \text{if } 2 \leq n \leq 19, \\ n_1(C_{n-17}) + 8 & \text{if } n \geq 20. \end{cases}$$

The main difficulty is showing that these caterpillars are all allowed patches in P_2 tilings. For this purpose, we describe a recursive construction of optimal caterpillars, which can grow arbitrarily large. We proceed by constructing local mappings applied on base caterpillars.

4.1 The base caterpillars C_{14} and C_{116}

In addition to proving the upper bound, the previous section gives us optimal patches. In particular, the 3-internal-regular caterpillars of internal size 8 (row 8 of the graded poset in Figure 8) all include the same 3-internal-regular caterpillar of internal size 6 denoted C_{14} , whose derived path C'_{14} is composed of 6 kites surrounding a Star². We call *big sun* the patch consisting of a Star surrounded

²The upper S is important, to avoid confusion with other stars which will appear later.

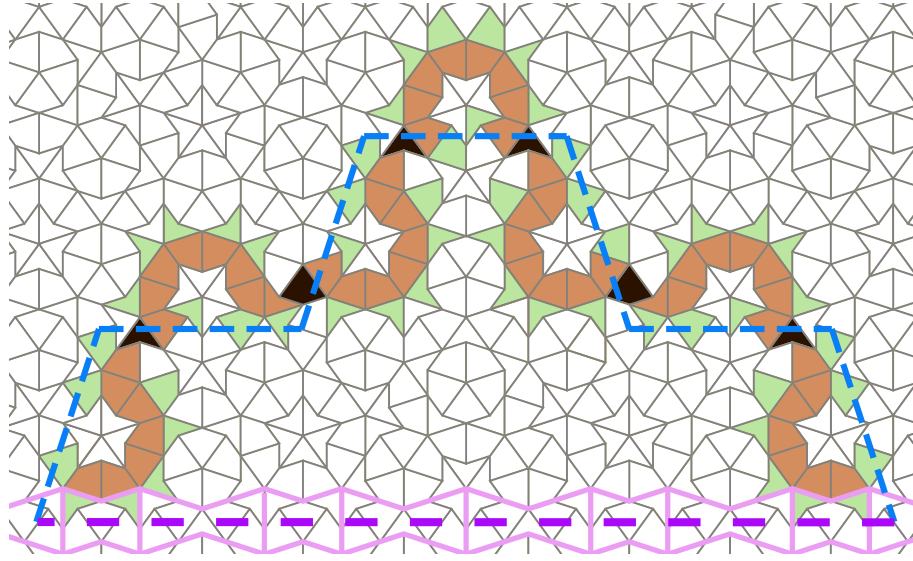


Figure 13: Optimal caterpillar C_{116} , consisting of seven 3-regular caterpillars of length 8, alternating with six isolated vertices of degree 2 (black), from which we removed the leaves adjacent to the endpoints of the inner path. Some leaves may be placed differently (as in Figure 8).

with ten kites (Figure 4), since it is a *sun* inflated once: each kite inflates into an *ace*. Since we are interested in leaves, i.e. in the tiles adjacent to the inner path of optimal caterpillars, we call *flower* a big sun together with its adjacent tiles (Figure 14).

In order to have as many vertices of degree 3 as possible, each having an adjacent leaf as opposed to vertices of degree 2, an induced subtree should include as many copies of flowers as possible. Ideally, we would like a caterpillar whose internal vertices (following the derived path) alternate 8 vertices of degree 3, then 1 vertex of degree 2, then 8 vertices of degree 3 and so on. The question is, is it possible to find arbitrarily large such caterpillars in a $P2$ tiling? Since Penrose tilings have the local isomorphism property, if such an arbitrarily large patch appears in one of them then it appears in all of them (infinitely many times). Figure 13 shows that it is possible up to an induced subtree with 116 vertices, thus achieving the maximum of $L_{P2}(116) = 54$ leaves.

Actually, we found optimal caterpillars much larger than this one but this specific subtree, which we denote C_{116} , is the base element of the following construction. C_{116} is made of seven copies of C_{14} (the shapes of the leaves being irrelevant) joined together by suitably adding 3 tiles: a black tile connects one “extremal” leaf of a copy to an “extremal” leaf of another copy, then a new leaf is added on each of them – which thus becomes a vertex of degree 3 in the caterpillar. It is placed “on” a Conway worm as in Figure 13, consisting of long and short *bowties* (the small patches delimited with pink segments) placed edge to edge. In Figure 13 and the following figures, this Conway worm is identified by a dashed purple line. It is actually obtained when one inflates three times the tiles intersected by a dashed blue segment (then keeping only the tiles intersecting the purple line).

In fact, C_{116} can be seen as a φ^3 -decomposition of C_{14} . Indeed, the three central copies of C_{14} have their inner path in a *king*’s kingdom, and most of their leaves in the worms surrounding it (directed by dashed blue segments). When the king’s kingdom and adjacent worms are inflated three times, we obtain the bottom (pink) worm as well as those going up on the sides (directed by the first and last blue segments) and all the tiles delimited by them – plus others above, which are not needed here. Hence whenever there is a copy of the top flower with the *king* below the blue segment and worms on the sides in the same orientation, we can draw a copy of C_{116} in the patch

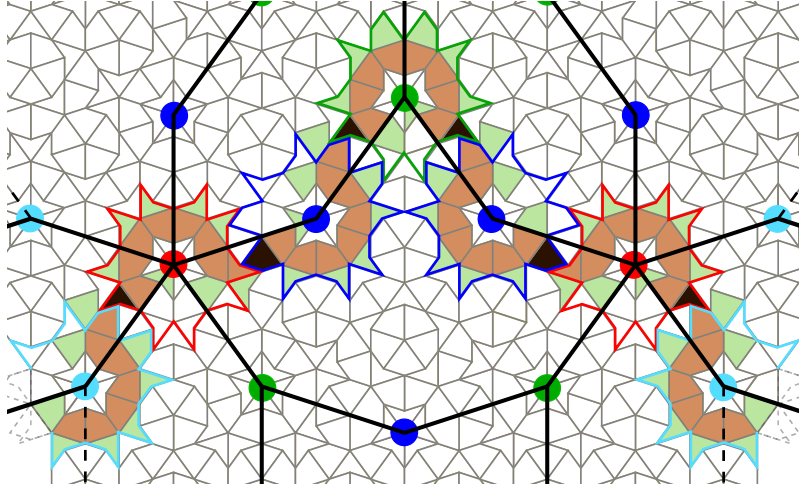


Figure 14: Base caterpillar C_{116} , with additional observations about the structure. Flowers are delimited in red, green, blue and cyan, their shapes determining the color of the central Star, i.e. of the vertices of the HBS shapes obtained by joining the centers of adjacent flowers.

obtained with a φ^3 -decomposition. At each end of the caterpillar, it is always possible to extend the path on the side (through the kite-leaf) or below, thus crossing the purple segment (through the dart-leaf).

4.2 Relation to Star tilings

Now let us add some information on the picture (Figure 14). There are three types of Sun when we take into account their adjacent tiles [dB81], yielding three types of flowers (after decomposition). We attribute a color and an integer in $\{0, 1, 2\}$ to each Star according to the fact that it is adjacent to either 0 (red), 1 (green) or 2 (blue) Suns. Whenever the optimal base patch C_{116} appears, the “inner” flowers are always of the same type (02120, i.e. red-blue-green-blue-red), but the first and last ones that are met along the path are labelled either 1 (green) or 2 (blue), hence we color these Stars in cyan in Figure 14. Notice that flowers in C_{116} are adjacent to one another, and their adjacent tiles lie inside a short bowtie. Hence the minimum distance between (the centers of) two “adjacent” Stars is 3 long edges + 2 short edges, i.e. $3 + 2\varphi = \varphi^3$. Joining two adjacent Star centers with a segment, one can see HBS shapes appear: hexagons, boats and stars³ (Figure 15).

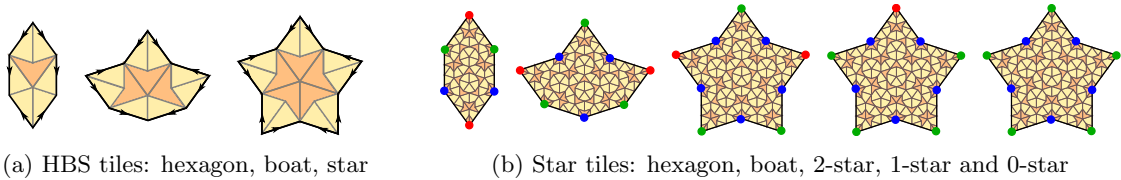


Figure 15: HBS and Star tilesets, both decorated with kites and darts: the shapes are the same but the kites and darts which decorate the HBS tiles correspond to the φ^3 -composition of those in the Star tileset.

HBS tilings are well known but, to our knowledge, this construction is new (see [Por23] for a recent review of the existing literature), and the tiles obtained correspond to the φ^3 -composition

³We use lowercase s for the star tiles, as opposed to the Star vertex configuration in P2 tilings.

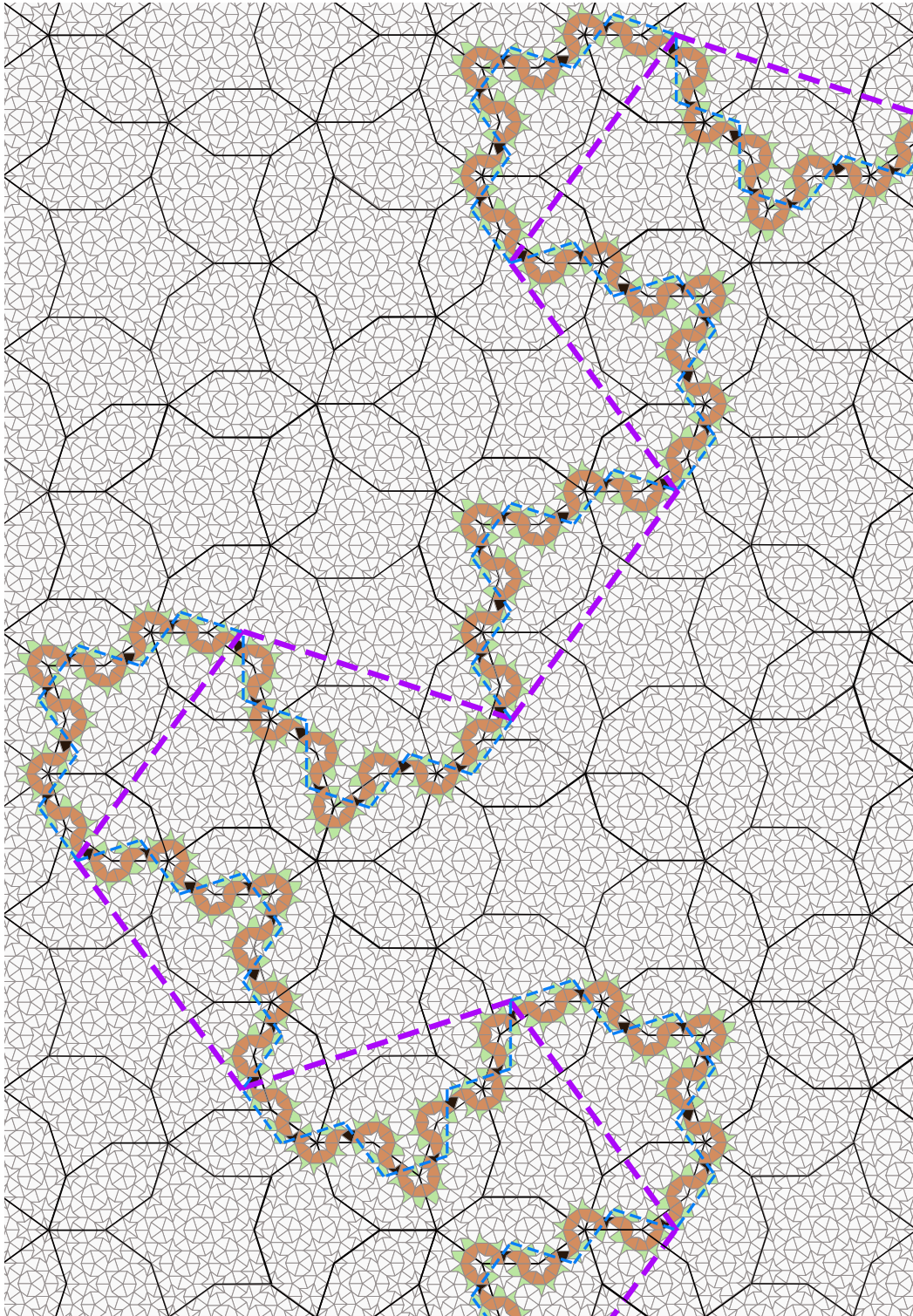


Figure 16: Long fully leafed caterpillar.

of the usual HBS tiles we would obtain by composing kites and darts. In addition to this difference in decorations, by coloring the vertices of the HBS shapes according to the type of flower, the distribution of colors is unique on the vertices of hexagons and boats, while the stars come in three types, with either 0, 1 or 2 red vertices. With this coloring of the vertices of the HBS shapes, we obtain what we call the *Star tileset*, in which we call *i*-star or *star of type i* a star with *i* red vertices (Figure 15). The sequence 02120 followed by the derived path of C_{116} appears only in boats (as shown in Figure 15) and in stars of type 2. As for the first and last flowers of C_{116} , due to the vertex configurations in Star tilings, they lie on the side of hexagons which share a 0 (red) vertex with either a boat or a star.

Figure 16 shows how connected copies of C_{116} meander around edges of a Star tiling. The copies of C_{116} in this long fully leafed caterpillar are connected in the same way as copies of C_{14} are connected to construct C_{116} . One “rule” is forced: if a caterpillar is extended on the side, then the adjacent copy of C_{116} is connected from below (crossing its purple segment), and vice-versa. This is due to the colors of the flowers that are connected, which have to be different (one blue and one green) to follow the side of an hexagon. An interesting observation can be made: if we follow the line composed with dashed blue segments, the copies of C_{14} alternate sides of the blue line: left-right-left-right-left and so on. The same observation can be made about adjacent copies of C_{116} as we follow the dashed purple line. So there seems to be a logic of some sort. Yet the path followed by the caterpillar still looks a bit random, with unexpected turns, so we use Star tilings to exhibit a larger structure.

4.3 Optimal paths in Star tilings

In Figure 17, the edges of the Star tiling around which the caterpillar meanders are traced in dark brown, but not the caterpillar itself: kites and darts are omitted since they are too small and we now know how to construct an optimal caterpillar from the appropriate path in the Star tiling. We thus have an optimal path which is significantly longer than that of Figure 16 – and which includes it in the blue rectangle. The same dashed purple segments are drawn, with endpoints always at the center of decagons (consisting of a boat and two hexagons) which are on both sides of the same boat-star (BS) configuration (a boat lying on the hollow part of a star). Also, the φ^3 -composition of the tiling appears in pink, along with an optimal path in it (in red). It can be directly obtained by joining the centers of adjacent stars (instead of composing three times).

As dashed magenta segments are drawn beneath each φ^3 - C_{116} in the same way as the purple ones in the “unit” version C_{116} , it appears that each magenta segment can be decomposed into 7 purple segments forming a line from one endpoint of the magenta segment to the other, and the decomposition alternates sides around the magenta line, crossing the purple line at each turn.

In all dashed lines (blue, purple, magenta), the angles of the turns are $\pm 3\pi/5$ and the directions of the segments are that of the Ammann bars of the tiling (thin red lines). The spacing between two consecutive parallel Ammann bars can take only two values: it is either long (L) or short (S). The substitution rules are that of the Fibonacci word [GS87]. The blue, green and orange straight lines are the φ^3 -composition of the Ammann bars, with spacings denoted respectively \mathcal{L} and \mathcal{S} . Since the pattern is symmetrical through the central vertical line, we use the same color for angles $2\pi/5$ and $3\pi/5$ (green) as well as for $\pi/5$ and $4\pi/5$ (blue).

Figure 18 shows an isolated base portion of the path and its decomposition. Actually, each dashed segment goes through the middle of a worm which can be flipped: the Ammann bar closest to the segment (in the same direction) could also be on the other side of the segment, at the same distance. The impact of such a flip on the tiling is that the decagons and *BS* configurations inside the Conway worm are reflected through the (dashed) central line. The magic of our configurations is that the decomposition still works! Indeed, when a *BS* is in a Conway worm, the star is necessarily of type 2, thus there are hexagons on both sides of the *BS*, and when a worm is decomposed we still have a worm along the same dashed line in the decomposed tiling so the *BS* configurations

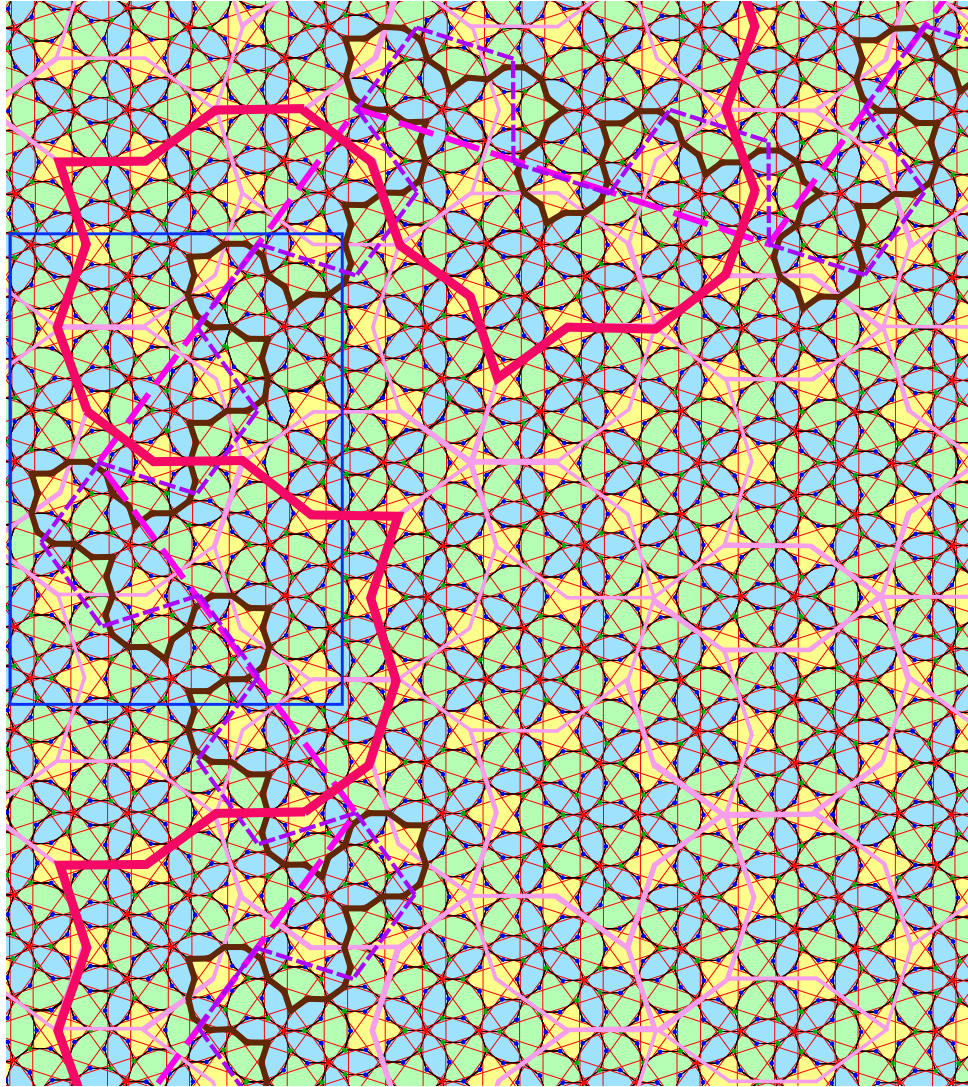


Figure 17: Long optimal path in Star tiling (in dark brown). The part of it which lies in the blue rectangle on the left border is the same as that of Figure 16, even though the underneath Star tiling is not the same. The red path is optimal in the φ^3 -composition of the Star tiling (traced in pink).

are the same. As a result, the middle of the decomposed path can follow the sides of the hexagons surrounding the BS , regardless of the orientation of the worm. As for the part of the path below the worm, due to the presence of a 2-star and the tiles it forces around it (the kingdom of the star S_2 is outlined in royal blue on Figure 18), the configurations above and below the worm are the same, again whatever the orientation of the worm, and the path can therefore be the same. Note that due to restrictions on Ammann bars, if the worm along the magenta segment is flipped then the one along the parallel purple segments cannot be flipped. As a result, the path is forced to be prolonged on the sides of the corresponding C_{116} 's and not below. That is what is happening here with the φ^3 -decomposition.




Figure 18: Decomposition of a single magenta segment and the corresponding (red) optimal path in the φ^3 -Star tiling, yielding a φ^3 - C_{116} . The 7 purple segments yield an optimal (dark brown) path in the Star tiling, which yields a fully leafed caterpillar C_{830} – composed with 7 copies of C_{116} and 3 additional tiles at each of the 6 junctions (turns of the purple line).

4.4 Construction of the whole family $(C_n)_{n \in \mathbb{N}}$

We are now ready to describe a recursive procedure for defining a family of fully leafed caterpillars $(C_n)_{n \in \mathbb{N}}$. We already have C_{116} and its successive inflations, by the construction above. The following algorithm allows us to construct caterpillars for all intermediate sizes (between inflations). For a given $n \in \mathbb{N}$, we first find an inflation C of C_{116} with m vertices where $m > n + 15$. Since C is symmetric, we arbitrarily choose an endpoint of the derived path C' . From there, we follow the path until we hit a vertex v of degree 2. This is the first of the new fully leafed induced subtree T which the algorithm will output. Following the path from v , we add one by one each vertex of the path and its adjacent leaf (if any) until T has n vertices.

```

1: function FLIS( $n$ : natural) : caterpillar
2:    $C \leftarrow$  caterpillar of size  $m$  obtained by inflations of  $C_{116}$ , such that  $m > n + 15$ 
3:    $v \leftarrow$  first black vertex of  $C$  (starting from an endpoint of  $C'$ )
4:    $T \leftarrow$  empty caterpillar
5:    $k \leftarrow 0$ 
6:   while  $k < n$  do
7:     if  $v$  is not yet in  $T$  then add  $v$  in  $T$ 
8:     elseif  $v$  has an adjacent leaf  $\ell$  which is not yet in  $T$  then add  $\ell$  in  $T$ 
9:     else  $v \leftarrow$  next vertex of  $C'$ 
10:     $k \leftarrow k + 1$ 
11:  end while
12:  return  $T$ 
13: end function

```

Since the derived path alternates 8 vertices of degree 3 (in the caterpillar) with 1 vertex of degree 2, and we take all the leaves, the number of leaves reaches the upper bound for each $n \in \mathbb{N}$. We have proved Proposition 2. As a result, we have:

Corollary 2. *The leaf function of the a P_2 tiling satisfies the following inequality:*

$$L_{P_2}(n) \geq \begin{cases} 0 & \text{if } 0 \leq n \leq 1, \\ \lfloor n/2 \rfloor + 1 & \text{if } 2 \leq n \leq 18, \\ L_{P_2}(n-17) + 8 & \text{if } n \geq 19. \end{cases}$$

Theorem 1 follows from Proposition 1 and Corollary 2.

5 Final remarks and perspectives

Though the recursive formula for L_{P_2} (Theorem 1) is quite simple, it can be more practical to have a closed formula, which we provide here.

Proposition 3. *The closed formula of the leaf function of P_2 graphs is*

$$L_{P_2}(n) = \begin{cases} 0 & \text{if } 0 \leq n \leq 1, \\ \lfloor n/2 \rfloor + 1 & \text{if } 2 \leq n \leq 18, \\ \lfloor (n+1)/2 \rfloor & \text{if } 19 \leq n \leq 35, \\ 8 \lfloor n/17 \rfloor + \lfloor (n \bmod 17)/2 \rfloor + \mathbb{1}(n \bmod 17 > 1) & \text{if } n \geq 36. \end{cases}$$

Proof. We already know $L_{P_2}(n)$ for $n \leq 18$.

For $19 \leq n \leq 35$, we have $L_{P_2}(n) = L_{P_2}(n-17) + 8$ with $2 \leq n-17 \leq 18$, hence

$$L_{P_2}(n) = \lfloor (n-17)/2 \rfloor + 1 + 8 = \lfloor (n+1-18)/2 \rfloor + 9 \lfloor (n+1)/2 \rfloor.$$

We then show an intermediate result, by strong induction: for $n \geq 36$,

$$L_{P_2}(n) = L_{P_2}(n-17(\lfloor n/17 \rfloor - 1)) + 8(\lfloor n/17 \rfloor - 1).$$

BASE CASE. For $n = 36$,

$$L_{P_2}(36 - 17(\lfloor 36/17 \rfloor - 1)) + 8(\lfloor 36/17 \rfloor - 1) = L_{P_2}(36 - 17) + 8 = L_{P_2}(36).$$

INDUCTION HYPOTHESIS. For some integer $n \geq 36$, for all integers k such that $36 \leq k \leq n$,

$$L_{P_2}(k) = L_{P_2}(k - 17(\lfloor k/17 \rfloor - 1)) + 8(\lfloor k/17 \rfloor - 1).$$

INDUCTION. For $n+1$ we have

$$L_{P_2}(n+1) = L_{P_2}(n+1-17) + 8 = L_{P_2}(n-16) + 8$$

with $n-16 \geq 19$ so we can use the induction hypothesis:

$$\begin{aligned} L_{P_2}(n+1) &= L_{P_2}\left(n-16-17\left(\left\lfloor \frac{n-16}{17} \right\rfloor - 1\right)\right) + 8\left(\left\lfloor \frac{n-16}{17} \right\rfloor - 1\right) + 8 \\ &= L_{P_2}\left(n-16-17\left(\left\lfloor \frac{n+1}{17} \right\rfloor - 2\right)\right) + 8\left(\left\lfloor \frac{n+1}{17} \right\rfloor - 2\right) + 8 \\ &= L_{P_2}\left(n+1-17\left(\left\lfloor \frac{n+1}{17} \right\rfloor - 1\right)\right) + 8\left(\left\lfloor \frac{n+1}{17} \right\rfloor - 1\right). \end{aligned}$$

Finally, to arrive at the result we note $n = 17q + r$ with $q = \lfloor n/17 \rfloor$ and $r = n \bmod 17$. Thus we have

$$\begin{aligned} L_{P_2}(n) &= L_{P_2}(17q + r - 17(q-1)) + 8(q-1) \\ &= L_{P_2}(r+17) + 8(q-1) \\ &= L_{P_2}(r) + 8q \end{aligned}$$

As a result, if $r = 0$ or $r = 1$ then $L_{P_2}(n) = 8q = 8q + \lfloor r/2 \rfloor + \mathbb{1}(r > 1)$.

Otherwise $L_{P_2}(n) = \lfloor r/2 \rfloor + 1 + 8q = 8q + \lfloor r/2 \rfloor + \mathbb{1}(r > 1)$. □

Corollary 3. *The asymptotic growth of the leaf function for P2 graphs is $L_{P2}(n) \sim 8n/17$.*

Since $8/17 \simeq 0,47$, we are roughly in the middle of the interval whose bounds were proved in [PBM19], i.e. $2\varphi n/(4\varphi + 1) \leq L_{P2}(n) \leq \lfloor n/2 \rfloor + 1$, which implies $0,433n \leq L_{P2}(n) \leq n/2 + 1$.

Substitutive properties can be used to define arbitrarily large constructions in tilings. In this way, we found an infinite family of fully leafed induced subtrees, from which we deduced the expression of the leaf function for P2-graphs. One thing surprised us: we expected the leaf function L_{P2} to be non-ultimately periodic and depending on the irrationality of φ , but it turned out not to be the case. Note that the segments around which the caterpillars meander follow the Ammann bars. We could also stick more closely to the segments, passing through the bottom of the boats instead of their top (to get from one “endpoint” of a boat to the other). The drawback is that this is not possible when the BS pattern is inverted, with the star “on top” and the boat upside down below. However, apart from the leaves, which can be either a kite or a dart, and this alternative path along the boats, it seems that fully leafed Penrose subtrees are very often sub-caterpillars of the $(C_k)_{k \in \mathbb{N}}$ family described in Section 4.4 or close to it.

We formalize these observations by stating two conjectures. The first one is inspired from [BdG18], where the authors introduced the concept of *saturated polyform*, which can be naturally extended to the context of P2 tilings. Indeed, since the leaf function L_{P2} satisfies a linear recurrence, there exist a linear function $\overline{L_{P2}}(n) = 8n/17 + b$, where $b \in \mathbb{R}$, and a positive integer N such that $L_{P2}(n) \leq \overline{L_{P2}}(n)$ for all $n \geq N$. By choosing b as small as possible, the linear function $\overline{L_{P2}}$ is unique. A Penrose tree T is called *saturated* if $n_1(T) = \overline{L_{P2}}(n(T))$. An *appendix* is a fully leafed induced subtree T' of a P2 tiling such that T' contains precisely one leaf of T -degree 2 and at most two cells of T -degree 3. We are now ready to state the first conjecture:

Conjecture 1. *Let T be a fully leafed Penrose subtree.*

- (i) *If T is saturated then T is a caterpillar.*
- (ii) *If T is non saturated, then there exist a saturated caterpillar T_1 and an appendix T_2 such that $T = T_1 \diamond T_2$.*

It is worth mentioning that, in the second case of Conjecture 1, the resulting subtree T can be either a non-saturated caterpillar (if the graft is localized on one of the extremity of T_1) or a non caterpillar (if the graft is localized on the interior of T_1 , as in Figure 12).

Moreover, we believe that the shape of any fully-leafed Penrose tree is closely related to the shape of the caterpillars belonging to the family $(C_n)_{n \in \mathbb{N}}$ in the following sense. Let f_{boat} be the transformation on the set $C(P2)$ of Penrose caterpillars such that $f_{boat}(C)$ is the caterpillar obtained from C by substituting each subpath of C' along the hull of a boat (Figure 19) by the subpath along the top of the boat like in C_{116} .

Conjecture 2. *Let C be a Penrose caterpillar. Then C belongs to one of the following two sets.*

- (i) *C belongs to the graded poset S .*
- (ii) *There exists a caterpillar C_k such that the derived path $(f_{boat}(C))'$ is included in the derived path $(f_{boat}(C_k))'$, up to isomorphism.*

In addition to enumerating all the fully leafed induced subtrees of P2-graphs, we can of course study the FLIS problem and look for the leaf functions of other tilings. As such, despite the close links between Penrose tilings of types P2 and P3, we note that the leaf function is different for P3 as early as $n = 12$: $L_{P3}(12) = 6 < 7 = L_{P2}(12)$. This does not, however, preclude a possible transformation between fully leafed induced subtrees of either type, which would be interesting to explore. Of course, the leaf function could be investigated for the whole of Penrose’s MLD class (notably HBS), and more generally for substitutive tilings. In this respect, the study of different

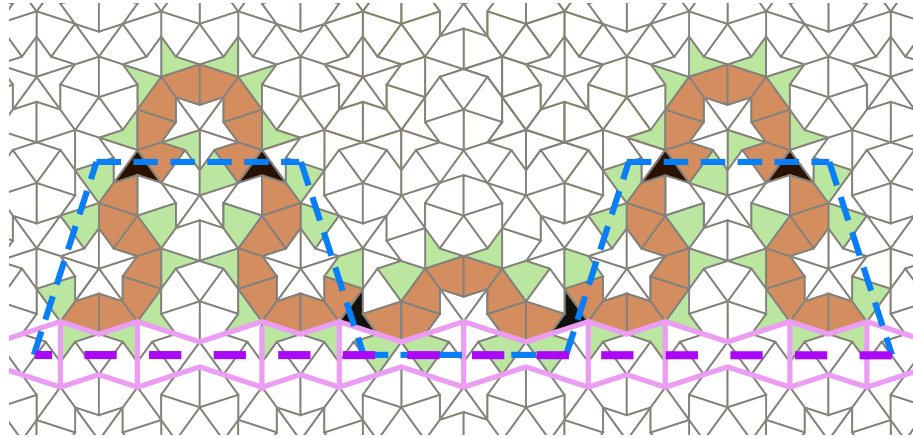


Figure 19: Optimal caterpillar, alternative to C_{116} , on the same worm.

words derived from the $P2$ caterpillars could give us leads, potentially allowing us to apply results already known on Sturmian or billiard words. We have started to investigate known words on $\{0, 1, 2\}$ corresponding to Star types, and words on angles of turns, to find out whether Penrose caterpillars' language is novel.

References

- [AK88] HL Abbott and Meir Katchalski. On the snake in the box problem. *Journal of Combinatorial Theory, Series B*, 45(1):13–24, 1988.
- [Baa99] Michael Baake. A guide to mathematical quasicrystals, 1999.
- [BdG18] Alexandre Blondin Massé, Julien de Carufel, and Alain Goupil. Saturated fully leafed tree-like polyforms and polycubes. *Journal of Discrete Algorithms*, 52-53:38–54, 2018. Combinatorial Algorithms – Special Issue Devoted to Life and Work of Mirka Miller.
- [BG13] Michael Baake and Uwe Grimm. *Aperiodic Order. Vol 1. A Mathematical Invitation*, volume 149 of *Encyclopedia of Mathematics and its Applications*. Cambridge University Press, Cambridge, 9 2013.
- [BMdCG⁺18] Alexandre Blondin Massé, Julien de Carufel, Alain Goupil, Mélodie Lapointe, Émile Nadeau, and Élise Vandomme. Fully leafed induced subtrees. In Costas Iliopoulos, Hon Wai Leong, and Wing-Kin Sung, editors, *Combinatorial Algorithms*, pages 90–101, Cham, 2018. Springer International Publishing.
- [BMdCGS18] Alexandre Blondin Massé, Julien de Carufel, Alain Goupil, and Maxime Samson. Fully leafed tree-like polyominoes and polycubes. In Ljiljana Brankovic, Joe Ryan, and William F. Smyth, editors, *Combinatorial Algorithms*, pages 206–218, Cham, 2018. Springer International Publishing.
- [dB81] N. G. de Bruijn. Algebraic theory of Penrose's non-periodic tilings of the plane. *Mathematics Proceedings*, A84:39–66, 1981. Reprinted in [SO87].
- [Gar77] Martin Gardner. Mathematical games. *Scientific American*, 236(1):110–121, 1977.
- [GBS94] Franz Gähler, Michael Baake, and Martin Schlottmann. Binary tiling quasicrystals and matching rules. *Phys. Rev. B*, 50:12458–12467, Nov 1994.

- [GS87] Branko Grünbaum and G. C. Shephard. *Tilings and Patterns*. W. H. Freeman and Company, New York, 1987.
- [PBM19] Carole Porrier and Alexandre Blondin Massé. The leaf function for graphs associated with penrose tilings. In *2019 First International Conference on Graph Computing (GC)*, pages 37–44, 2019.
- [PBM20] Carole Porrier and Alexandre Blondin Massé. The Leaf function of graphs associated with Penrose tilings. *International Journal of Graph Computing*, 1.1:1–24, 2020.
- [Por23] Carole Porrier. HBS tilings extended: State of the art and novel observations, 2023.
- [Rob04] E. Arthur Robinson. Symbolic dynamics and tilings of \mathbb{R}^d . *Proceedings of Symposia in Applied Mathematics*, 60, 01 2004.
- [SO87] Paul J Steinhardt and Stellan Ostlund. *The Physics of Quasicrystals*. World Scientific, 1987. Collection of reprints.
- [STU97] Akiyoshi Shioura, Akihisa Tamura, and Takeaki Uno. An optimal algorithm for scanning all spanning trees of undirected graphs. *SIAM Journal on Computing*, 26(3):678–692, 1997.