

Constructing Vec-tionaries to Extract Latent Message Features from Texts:**A Case Study of Moral Appeals**

Version: December 10, 2023

This version has not undergone peer review

Zening Duan¹, Anqi Shao², Yicheng Hu³, Heysung Lee¹, Xining Liao¹,

Yoo Ji Suh¹, Jisoo Kim¹, Kai-Cheng Yang⁴, Kaiping Chen², Sijia Yang¹

¹ School of Journalism and Mass Communication, University of Wisconsin-Madison

² Department of Life Sciences Communication, University of Wisconsin-Madison

³ Department of Chemical and Biological Engineering, University of Wisconsin-Madison

⁴ Network Science Institute, Northeastern University

Author Note

Zening Duan (<https://orcid.org/0000-0001-7369-657X>) is a doctoral student in the School of Journalism and Mass Communication at University of Wisconsin-Madison.

Anqi Shao (<https://orcid.org/0000-0002-4051-2276>) is a doctoral candidate from the Department of Life Sciences Communication, University of Wisconsin-Madison.

Yicheng Hu (<https://orcid.org/0000-0001-9790-736X>) is a senior research specialist at the Dow Chemical Company. He obtained his Ph.D. in Chemical Engineering from University of Wisconsin-Madison.

Heysung Lee (<https://orcid.org/0000-0003-3306-9939>) is a Ph.D. candidate at the School of Journalism and Mass Communication, the University of Wisconsin-Madison.

Xining Liao (<https://orcid.org/0000-0001-7501-8967>) is a Ph.D. candidate in the School of Journalism and Mass Communication at the University of Wisconsin-Madison.

Yoo Ji Suh (<https://orcid.org/0000-0003-1224-8524>) is a Ph.D. student at the School of Journalism and Mass Communication, University of Wisconsin-Madison.

Jisoo Kim (<https://orcid.org/0009-0009-5149-2846>) is a Ph.D. Candidate at the School of Journalism and Mass Communication at the University of Wisconsin-Madison.

Kai-Cheng Yang (Ph.D., Indiana University; <https://orcid.org/0000-0003-4627-9273>) is a postdoctoral research associate at Network Science Institute, Northeastern University.

Kaiping Chen (Ph.D., Stanford University; <https://orcid.org/0000-0002-5864-5333>) is an assistant professor in computational communication at the Department of Life Sciences Communication, University of Wisconsin–Madison.

Sijia Yang (Ph.D., University of Pennsylvania; <https://orcid.org/0000-0003-4209-9881>) is an assistant professor in the School of Journalism and Mass Communication at the University of Wisconsin-Madison.

We have no known conflict of interest to disclose.

Correspondence concerning this article should be addressed to Sijia Yang, University of Wisconsin-Madison, 5160 Vilas Hall, 821 University Avenue, Madison, WI 53706, United States. Email: syang84@wisc.edu

Abstract

While communication research frequently studies latent message features like moral appeals, their quantification remains a challenge. Conventional human coding struggles with scalability and intercoder reliability. While dictionary-based methods are cost-effective and computationally efficient, they often lack contextual sensitivity and are limited by the vocabularies developed for the original applications. In this paper, we present a novel approach to construct vec-tionary measurement tools that boost validated dictionaries with word embeddings through nonlinear optimization. By harnessing semantic relationships encoded by embeddings, vec-tionaries improve the measurement of latent message features by expanding the applicability of original vocabularies to other contexts. Vec-tionaries can also help extract semantic information from texts, especially those in short format, beyond the original vocabulary of a dictionary. Importantly, a vec-tionary can produce additional metrics to capture the *valence* and *ambivalence* of a latent feature beyond its *strength* in texts. Using moral appeals in COVID-19-related tweets as a case study, we illustrate the steps to construct the *moral foundations vec-tionary*, showcasing its ability to process posts missed by dictionary methods and to produce measurements better aligned with crowdsourced human assessments. Furthermore, additional metrics from the moral foundations vec-tionary unveiled unique insights that facilitated predicting outcomes such as message retransmission.

Keywords: Computational text analysis, message features, moral appeals, word embedding, optimalization, crowdsourcing

Communication researchers are often interested in studying latent message features within texts, such as emotional appeals, language sophistication, and more recently, moral appeals (Graham et al., 2013; Brady et al., 2017; Weber et al., 2018; Zhou et al., 2022). However, quantifying latent message features presents a significant challenge. For example, human coding cannot easily scale up to process “big data,” or in some cases, is suboptimal to alternative measurement strategies such as crowdsourcing, especially when intercoder reliabilities fall short of reaching the conventional threshold (Weber et al., 2018). The rise of computational content analysis methods, such as text-as-data approaches (Grimmer & Stewart, 2013; Grimmer et al., 2022), has popularized the use of dictionaries as a low-cost, quick-to-use measurement strategy for processing large-scale textual data. However, this approach has limitations: it lacks sensitivity to context-specific applications and often struggles to extract signals from short-format texts (e.g., tweets) due to its fixed and limited vocabulary.

In this study, we introduce vec-tionaries, a new computational method for extracting latent features, and use moral appeals as a case study to demonstrate its advantages. Our approach leverages the semantic relations between words encoded in pre-trained word embeddings, where the latent features can be represented as semantic axes residing in the same semantic vector space (An, et al., 2018; Kozlowski, et al., 2019). A vec-tionary then identifies these axes using validated dictionaries through a nonlinear optimization algorithm. Users can then project unseen messages onto these axes to measure the latent message features of interest. Compared with the dictionary approach, which only contains the semantic information of a limited vocabulary, a vec-tionary incorporates additional signals from other words outside the original dictionary’s vocabulary by exploiting their embeddings-based semantic relations. Moreover, the word embeddings allow a vec-tionary to capture the contextual information in the

documents and quantify additional properties of the latent feature such as *valence* and *ambivalence*.

To illustrate the measurement advantages, conceptual foundations, and implementation protocols of vec-tionaries, we focused on moral appeals as a case study in this paper. Specifically, we curated a large-scale benchmark dataset with ground truth labels annotated by a large sample of humans. This benchmark dataset was drawn from a massive corpus of COVID-19-related tweets. By comparing the results yielded by a vec-tionary and the dictionary-based approach against the ground truth, we show that the vec-tionary is superior to or at least on par with the state-of-art dictionary for measuring moral appeals. We further show that the additional metrics generated by the vec-tionary can facilitate downstream tasks such as predicting online audience engagement.

We focus our investigation on moral appeals due to two primary reasons. First, studying moral appeals holds notable theoretical significance. Moral appeals represent a type of latent message features that invoke and appeal to one or more fundamental moral values within the framework of Moral Foundations Theory (MFT; Haidt, 2012). MFT posits the existence of six universal moral foundations: Care/Harm, Fairness/Cheating, Loyalty/Betrayal, Authority/Subversion, Sanctity/Degradation, and Liberty/Oppression. Each moral foundation acts as a “taste bud,” enabling individuals to respond to situations that uphold or violate that foundation (Haidt, 2012). The Care/Harm foundation refers to sensitivity toward the suffering of vulnerable beings such as children. The Fairness/Cheating foundation responds to social injustice and inequality, and it also motivates people to punish cheaters who attempt to reap more than they deserve. People who endorse the Loyalty/Betrayal foundation tend to react to behaviors that sacrifice the group for individual gain. Those sensitive to Authority/Subversion tend to prioritize

social hierarchy and tradition. The Sanctity/Degradation foundation originates from primitive responses of pathogen avoidance. Lastly, the Liberty/Oppression foundation triggers reactance against attempted domination.

Second, the study of moral appeals is a prominent area of interest for both communication scholars and computational social scientists specializing in text-as-data approaches. Developing a vec-tionary for moral appeals has the potential to support communication scholars who want to employ MFT as the theoretical lens to study a broad range of textual content, such as news coverage, social media discourses, and campaign messages, among others. A burgeoning literature has applied MFT in different communication contexts to explain how individual (e.g., Miles, 2016; Yang et al., 2018) or cultural (e.g., Day et al., 2014; Feinberg & Willer, 2015) differences in the endorsement of moral foundations underlie partisan disagreements over culture war issues (Koleva et al., 2012). Furthermore, Feinberg and Willer (2013) applied MFT to experimentally test the persuasiveness of tailored moral appeals. They found that pro-environment arguments framed in the Sanctity/Degradation foundation reduced the difference in environmental attitudes between liberals and conservatives. As conservatives tend to endorse the Sanctity/Degradation foundation to a greater degree than liberals, this finding demonstrated the persuasiveness of moral appeals tailored to the recipients' endorsed moral foundations. Other studies have also shown that messages appealing to the Fairness/Cheating foundation increased support for liberal policy among those who endorsed the foundation across partisan divides (Miles, 2016). Solovev and Pröllochs (2022) found that moralized language can predict hate speech on social media, in their study, they also highlight the necessity for the development of accessible, interpretable, and scalable computational tools to extract latent moral appeals from textual data. Our study is designed to respond to this call. That said, we should

emphasize that the methodology behind constructing vec-tionaries goes beyond moral appeals and can be easily repurposed to measure other latent message features that are key to communication research, including emotional appeals, frames, incivility, and many more.

This paper is structured in five sections. Section One offers an overview of the strengths and weaknesses of existing computational methods for measuring moral appeals, contrasting dictionary-based methods with embeddings-based approaches. Section Two introduces our proposed method for developing a vec-tionary for moral appeals, which combines the dictionary method and word embeddings through a non-linear optimization algorithm. We further introduce three metrics derived from the moral foundations vec-tionary to capture different aspects of moral appeals in texts. Section Three is dedicated to a performance comparison between the moral foundations vec-tionary and the state-of-art moral foundations dictionary. We utilized crowdsourced human annotations as the ground truth for this comparison. In Section Four, we applied our moral foundations vec-tionary to extract moral appeals from a large corpus of tweets related to COVID-19. We then assessed whether the three metrics derived from the vec-tionary captured unique variances in predicting the aggregate number of retweets beyond an extensive list of control variables, thereby demonstrating their utility in empirical research on moral appeals. Finally, Section Five offers a concluding discussion.

1. Existing Computational Methods to Measure Moral Appeals

Dictionaries and word embeddings are two of the most prominent methods to extract moral appeals from textual data. In this section, we provide an overview of these two measurement strategies and discuss their strengths and limitations.

1.1 Moral Foundations Dictionaries

Early in 2009, Graham and colleagues (2009) developed the first Moral Foundations Dictionary (MFD) by manually generating keywords related to moral foundations and examining their associated words, particularly synonyms and antonyms, from thesauruses and relevant conversations. The dictionary covered five initial moral foundations. However, the original MFD had fewer words (on average, 32 for each moral foundation) than many other dictionaries. Frimer (2017) introduced the MFD 2.0, an upgraded version of the first MFD, by proposing a much larger set of candidate moral foundation-related words (on average, 210 words per moral foundation). Subsequently, the extended Moral Foundations Dictionary (eMFD; Hopp et al., 2020) further expanded the list to encompass approximately 3,270 English words associated with five moral foundations with varying weights. Deviating from MFD and MFD2.0, eMFD assigns each word to all five moral foundations instead of exclusively to a single moral foundation. Additionally, eMFD is constructed from text annotations generated by a group of human coders ($N = 557$) rather than a few trained coders. Hopp et al. (2020) demonstrated that these crowdsourced annotations resulted in more accurate assessments of moral appeals compared to small-scale expert judgments. As the latest addition to MFT, the Liberty/Oppression foundation was absent in most existing dictionaries, including those mentioned above. To address this, Araque et al. (2022) introduced LibertyMFD, a foundation-specific lexicon to operationalize this moral foundation.

Word count-based methods have made significant strides in the textual analysis of moral appeals (see Solovev and Pröllochs, 2022). Nevertheless, the limitations of current dictionary methods, including, for example, insensitivity to contexts and difficulty in extracting signals from short-format texts (e.g., tweets) due to static and limited vocabularies, present notable challenges and call for improvement. As a response, Garten et al. (2018) introduced the

Distributed Dictionary Representation approach (DDR), and An et al. (2018) proposed the SEMAXIS framework, both utilizing word-embedding to better quantify short-form texts from contextually dependent data. In the next section, we provide detailed explanations of these word embedding approaches and illustrate how our moral foundations vec-tionary is designed and implemented building upon these efforts.

1.2 Word Embeddings and Distributed Dictionary Representations

Word embeddings and vector space

In the field of natural language processing, significant progress has been made in learning effective representations of words as vectors in high-dimensional semantic spaces (Mikolov et al., 2013; Levy et al., 2015). These vectors, known as *word embeddings*, have been applied to analyze latent semantic meanings of concepts (Rodman, 2019; Garg et al., 2018; Kozłowski et al., 2019; Liang et al., 2023).

In a word embedding model, each unique word appearing in a document is represented by a vector (Mikolov et al., 2013; Pennington et al., 2014) that positions it in a high-dimensional geometric space in relation to every other unique word. Words sharing similar contexts within the documents often share similar semantic meanings. Therefore, they are located adjacently in the embedding space, while other words are positioned farther apart. The geometric relationship, or *distance*, between two vectors signals the semantic (dis-)connections of the corresponding words. Such distance, or the lack thereof, is commonly quantified by the *cosine similarity* between these two vectors.

A word’s adjacent neighbors in the vector space are usually words with related meanings, including the word’s own syntactic variants or synonyms. Words that are geometrically clustered can thus indicate a latent semantic concept. Therefore, the temporal changes of the distances

between word vectors not only reveal the evolving (dis-)associations among words but also the changes in semantic meanings of a latent concept over time. For example, Rodman (2019) used word embeddings to track American’s perceptions toward “equality,” and found that the word “social” has increasing semantic proximity with “equality” since the second wave of civil rights movements in the 1950s, against the backdrop of ebb and flow in a longer history. Similarly, Garg et al. (2018) used word embeddings to quantify bias and stereotypes against gender and ethnic minorities, finding that gender biases have been decreasing yet still significant throughout the past two centuries.

Many word embedding methods have been proposed in the past few years. Among these, *Word2vec* stands out as one of the most widely used. It is easier to train and more robust than its counterparts (Levy et al., 2015). Introduced by Mikolov and colleagues in 2013, *Word2vec* employs a two-layer neural network to process text by vectorizing words: its input is a text corpus, and the output is a set of vectors that represent words in that corpus. We applied it in our following analyses.

Existing methods of representing moral appeals in vector space

Constructing a representation of a latent concept is analogous to building a word representation in the vector space. The DDR approach (Garten et al., 2018) utilizes the average of vector representations of the words in a dictionary to represent a given concept—in our context, this concept can be treated as a latent message feature. For instance, the *Care* moral appeal can be represented by computing the average of vectors associated with Care-related signature words like [*kindness, compassion, nurture, empathy*] within the vector space. The DDR approach, then, facilitates the computing of a continuous similarity metric between a moral concept and a text. This is achieved by projecting the text into the same vector space and then

calculating the similarity between the vectorized text and the semantic axis representing the latent message feature.

Concepts in social science often entail valences, such as *care* and *harm* serving as the two anchors for the *Care/Harm* moral foundation. Researchers are often interested in understanding “both sides of the coin.” Using the DDR approach, one can construct a concept representation of, for example, the virtue of *Care* by averaging all relevant words associated with *Care* per se. However, the representation of the vice of *Harm* remains a challenge—even though one can similarly construct a *Harm* axis by averaging the vectors of Harm-related words, this axis usually would not be geometrically positioned as the opposite anchor to *Care* on the same *Care/Harm* axis. To address this limitation, An et al. (2018) proposed SEMAXIS, a framework that creates an integrated vector axis for a target concept, encompassing both its positive and negative aspects (e.g., the virtue and the vice for a moral foundation) as the two opposing anchors on the shared axis. It can be understood as a “concept axis” in a vector space. Analyzing these semantic axes allows us to measure the semantic similarity between documents, composed of individual words, relative to these concept axes.

In this context, a concept axis, or a moral axis in our case, is anchored by an antonym pair, such as *Care-Harm*, *Fairness-Cheating*, or *Authority-Subversion*. Each antonym pair typically includes a set of the most positive (or rightness) words on one end and the most negative (or violation) words on the other (An et al., 2018). To calculate the semantic axis of a concept, for example, the *Care/Harm* moral axis, the “positive” concept (i.e., the virtue of *Care*) is first built using the DDR method by averaging the vectors of all positive words. The “negative” concept (i.e., the vice of *Harm*) is constructed in a similar manner. SEMAXIS then finds the semantic axis that connects the negative concept with the positive concept by taking the

difference between the averaged vectors of two sets of “pole words,” i.e., the positive and negative words, related to this moral foundation (for details, see An et al., 2018, Equation 1). Thus, once the moral axis vector is obtained, researchers can compute the cosine similarity between a word vector and the axis to quantify the moral appeals of the word or a cluster of words (Kwak et al., 2021). This computational framework has inspired many recent works (Mokhberian et al., 2020; Jing and Ahn, 2021; Priniski et al., 2021; Cheng & Zhang, 2023) to quantify the similarity between a text and a target moral foundation. However, integrating all “pole words,” especially from a well-established dictionary, into building moral axes comes with several challenges; for instance, different words often contribute differently to a specific concept they are associated with, and assigning the right weights to each pole word is both conceptually and practically challenging. In the following sections, we will provide a detailed explanation of how our model has effectively tackled these challenges using an optimization algorithm.

1.3 Gaps in Existing Measurement Strategies Based on Dictionaries and Word Embeddings

Each, dictionaries and word embeddings, has its own strengths and challenges. The dictionary-based approach excels at interpretability. By employing pre-established word lists tied to specific latent message features, this method provides direct insights into the contributing words that define the latent message feature. Nevertheless, this approach has some drawbacks. Its effectiveness largely depends on the vocabulary included in the dictionary. Any omission of a word results in reduced coverage. Moreover, this method often overlooks the context in which words appear. A single word might bear different meanings based on its surrounding context, a nuance often missed, making it difficult to generalize a dictionary developed in one specific context to others. The dictionary approach often suffers from inflexibility, particularly when

adapting or extending the dictionary to accommodate evolving linguistic nuances, a task that can be labor-intensive.

The word embedding approach offers notable improvements. It often incorporates contextual awareness, an extensive vocabulary, and enhanced flexibility. Word embeddings, such as Word2Vec, capture intricate semantic nuances based on contextualized word usage. They also include a broader lexicon that covers terms that might not be explicitly classified as moral appeals in a dictionary. This contributes to improved generalization. Word embeddings can be tailored to specific domains or tasks, granting greater flexibility. However, there are notable limitations to this method. Interpreting word embeddings can be challenging, as the exact semantic meanings of high-dimensional vectors might not be immediately apparent, reducing transparency.

2. The Vec-tionaries Approach and the Construction of the Moral Foundations Vec-tionary

In this work, we introduce a novel framework that integrates the eMFD with word embedding models to measure moral appeals embedded in textual data. Specifically, we constructed the proposed moral foundations vec-tionary following three steps for a chosen moral foundation: 1) vectorizing words in the eMFD based on a preselected word embedding model, 2) estimating the axis for the targeted moral foundation through a nonlinear optimization algorithm, and 3) calculating the geometric distance between an unseen text and this estimated moral axis in the same vector space to derive metrics of interest (i.e., *strength*, *valence*, and *ambivalence* of the targeted moral appeal). See Figure 1 for an illustration of the pipeline.

We assume that the axes representing different moral foundations exist in the shared vector space with words contained in the eMFD and our goal is to uncover these axes' geometric

coordinates. We leverage eMFD’s large vocabulary and crowdsourced “weights” indicating the semantic relationships with each moral foundation. We treat each weighted word as an “observed signal” of the latent moral axis. Employing a nonlinear optimization algorithm, we iteratively update our estimates for the coordinates of the moral axes to best account for the observed weighted words from eMFD, which are themselves embedded in the same vector space. In our analyses, we used the 300-dimensional embeddings from the *word2vec* model, which covers nearly 3 million words and phrases. In the following sections, we present the technical details of the vec-tionary approach.

2.1 Mathematical Framework

Figure 1 illustrates the pipeline of the computational framework to construct the moral foundations vec-tionary. First, we transformed each eMFD word to word vectors in the semantic space. According to the assumption of the eMFD, each word i is linked to all five moral foundations (except for Liberty/Oppression, a moral foundation not included in the eMFD), albeit with varying weights. The analytical goal of the moral foundations vec-tionary is to infer the coordinates for a moral axis m .

Figure 1 about here

Second, we defined the observed relevance (s_i) of an eMFD word as its association with a target moral foundation, already available in eMFD through a crowdsourcing procedure. Specifically, each word’s observed relevance can be obtained by merging two pieces of key information from the eMFD: the probability score and the valence of the word. In the eMFD wordlist, each word was assigned a probability score, ranging from 0 to 1, for each of the five moral foundations. This probability score was obtained by calculating the frequency by which a particular eMFD word was annotated as relevant for a target moral foundation in a

crowdsourcing task (Hopp et al., 2020). Additionally, the eMFD utilizes a continuous scoring approach that captures the sentiment valence of each MFD word per foundation, which ranges from -1 (indicating the most negative sentiment, typically associated with moral vices) to +1 (representing the most positive sentiment, commonly associated with moral virtues). For example, the word “kill” has an average Care/Harm sentiment valence of -0.69, meaning that all relevant annotations in which “kill” appeared have an average negative sentiment of -0.69. Because the eMFD lacks a direct *vice-virtue* scoring system like MFD and MFD 2.0 (Graham et al., 2009; Frimer et al., 2017), we merged the probability score and the sentiment valence of each eMFD word to operationalize observed relevance, where s_i , p_i , and v_i represent the observed relevance, probability score, and the valence of word i in the eMFD, correspondingly. To exemplify this approach in practice, consider the eMFD word “kill” with a probability score of 0.40 for the Care/Harm foundation and a sentiment score of -0.70. We incorporated the negative valence of the sentiment score (“-1”) into the probability score, resulting in an observed relevance of “kill” as -0.40.

While the observed relevance s_i introduced above was directly obtained from human annotations in the process of developing the eMFD, it cannot be directly repurposed to uncover the latent moral axes in the vector space. To do so, we defined the *analytical relevance* of an eMFD word regarding a moral foundation, denoted as \hat{s}_i , as the scalar projection of that word’s embedding on a particular moral axis in the shared semantic vector space. For example, for an eMFD word i in a 300-dimension vector space, its analytical relevance, \hat{s}_i , represents its scalar projection onto the moral axis \mathbf{m} , where word vector $\mathbf{w}_i = (w_{i,1}, w_{i,2}, \dots, w_{i,300})$, $\mathbf{m} = (m_1, m_2, \dots, m_{300})$. We can derive \hat{s}_i as follows in Equation (1), where θ is the angle between vector \mathbf{w}_i and \mathbf{m} , and $\|\cdot\|$ represents the 2-norm. To simplify the calculation, we normalized the word

vector \mathbf{w}_i . Therefore, the analytical relevance \hat{s}_i is essentially the cosine similarity between eMFD word vector \mathbf{w}_i and the presumed moral axis \mathbf{m} . Cosine similarity is a standard measure in semantic vector space, which uses the cosine value of the angle between word vectors to measure their similarity or relevance (Mikolov et al., 2013; also see An et al., 2018). In this case, the analytical relevance \hat{s}_i captures how closely the word is aligned to the moral axis \mathbf{m} .

$$\hat{s}_i = \cos\theta \cdot \|\mathbf{w}_i\| = \frac{\mathbf{w}_i \cdot \mathbf{m}}{\|\mathbf{w}_i\| \cdot \|\mathbf{m}\|} \cdot \|\mathbf{w}_i\| \quad (1)$$

Next, we define the error e_i between the observed relevance s_i and the analytical relevance \hat{s}_i for a specific word i , as indicated by Equation (2). This formulation helps define an objective function for the optimization algorithm, which seeks to identify the coordinates for the moral axis \mathbf{m} that minimizes the summation of errors for all words in the eMFD, as defined in Equation (3), where N is the number of words considered. In this study, we used the nonlinear optimization solver *Ipopt* (version 0.6.5) for estimation. Interested researchers are welcome to experiment with other optimization algorithms for their domain applications.

$$e_i = (\hat{s}_i - s_i)^2 \quad (2)$$

$$\min \sum_{i=1}^N e_i \quad (3)$$

Finally, to simplify calculation, we added Equation (4) as a constraint to normalize the moral axis \mathbf{m} and avoid obtaining the trivial zero solution.

$$\|\mathbf{m}\| = 1 \quad (4)$$

To summarize, the proposed model includes an objective function (3) with three equality constraints defined in (1), (2), and (4). The key output is the estimated coordinates of the moral axis \mathbf{m} . The main input data includes the eMFD word list, along with their vector representations and observed relevance values. The pipeline is implemented in Python 3.8 (for data processing) and Julia 1.6.2 (for optimization). Specifically, JuMP 0.21.10 and Ipopt 0.6.5 are used to solve

the optimization problem, which was completed within 120 seconds for a 300-dimensional vector space and a total of 3,270 words in the eMFD.

2.2 Three Measurement Metrics

Compared to the eMFD, the moral foundations vec-tionary has the advantage of providing multiple metrics (i.e., *strength*, *valence*, and *ambivalence*) to capture more nuanced aspects of moral appeals in textual data. Beyond measuring the presence and magnitude of moral appeals in a text (*strength*), the moral foundations vec-tionary also captures the degree of expressed virtue versus vice for a particular moral foundation (*valence*). Additionally, our approach also measures the degree of variance among the virtue-vice moral axis for a particular type of moral appeal (i.e., *ambivalence*), to some degree capturing moral conflict such as the co-existence of both virtue- and vice-related expressions in a document. This *ambivalence* metric is not directly available in previous moral foundations dictionaries. This expanded range of metrics not only enriches the scope of analysis for moral appeals but also bolsters the utility of vec-tionaries in computational analysis of latent message features.

Specifically, the first metric, *Strength*, is denoted as the averaged *absolute values* of word-level projections (i.e., cosine similarities) of a document, as indicated by Equation (6), where n represents the number of words in a document, and θ_i is the angle between the vector representation of word i and the obtained moral axis \mathbf{m} . The Strength score ranges from 0 to 1, with larger values indicating a stronger foundation-specific moral appeal in the document regardless of valence.

The second metric, *Valence*, calculates the averaged word-level cosine similarities, with a range from -1 to 1. See Equation (7) for details. This metric evaluates whether a document predominantly employs one side of a target moral appeal, either virtue or vice. A higher *Valence*

score indicates the use of more virtue-dominated moral appeal, and a negative *Valence* score indicates vice-dominated moral expressions. However, virtue- versus vice-related moral expressions might nullify each other. For example, if a tweet talks about “saving human life” from “culling sick chickens,” these two would cancel each other out.

The last metric, *Ambivalence*, calculates the variance of word-level cosine similarities, ranging from 0 to 1, as defined in Equation (8). This metric captures the variability in word-level moral appeals in a document. A higher ambivalence score indicates a stronger co-presence of both virtue- and vice-related expressions. For instance, in the same example, when a tweet talks about “saving human life” in the context of “culling sick chickens,” despite the overall valence being low, the resulting high ambivalence score suggests appealing to both sides of the Care/Harm moral appeal within the tweet.

$$S = \frac{\sum_{i=1}^n |\cos \theta_i|}{n} \quad (6)$$

$$V = \frac{\sum_{i=1}^n (\cos \theta_i)}{n} \quad (7)$$

$$A = \frac{\sum_{i=1}^n \{[\cos \theta_i - V]^2\}}{n} \quad (8)$$

The moral foundations vec-tionary offers several advantages over previous measurement strategies. First, it establishes moral axes based on a large, validated wordlist already available in the eMFD, rather than relying on a limited number of seed words. For example, Garten et al. (2018) used only four seed words to represent *Care* or *Harm*, while Mokhberian et al. (2020) employed a slightly larger set of seed words (see Table A1, Appendix A, Supplementary Materials). However, the number of overlapping seed words between these lists is small, which raises concerns about inconsistency and robustness. Because concept axes are derived from pre-defined seed words, their selection can significantly impact the measurement’s performance. In

contrast, the moral foundations vec-tionary is built upon the full list of 3,270 words validated in the eMFD.

Secondly, the moral foundations vec-tionary recognizes that different words may contribute differently to a moral dimension, unlike previous studies that assumed equal contributions of seed words to a concept axis. For instance, the word “murder” likely contributes more to the Care/Harm axis than “slap.” We argue that assigning varying weights to words is crucial for accurate representation. In our study, we again relied upon the eMFD to derive word-specific weights, reflecting their varying relevance to a specific moral foundation. Using these word weights enables us to capture their diverse contributions onto each moral axis.

Lastly, constructing moral axes using the eMFD presents mathematical challenges, as the problem of uncovering coordinates in a high-dimensional space is non-trivial to solve. We took advantage of a non-linear optimization algorithm to extract the maximal amount of moral signal from a large list of eMFD words along with their corresponding weights. To our best knowledge, this represents the first attempt in the literature on computational analyses of moral content to enhance an established dictionary with word embeddings and a formal optimization algorithm. In the following section, we present empirical evidence comparing the performance of the moral foundations vec-tionary with eMFD benchmarked on a “ground truth” dataset of crowdsourced annotated COVID-19 tweets.

3. Model Validation and Performance Comparison

This section introduces the validation protocol applied to compare the performance of the moral foundations vec-tionary with the eMFD on a benchmark dataset annotated for moral appeals through crowdsourcing. Previous research has documented the difficulty of relying on conventional human coding for measuring moral appeals, as acceptable inter-coder reliability is

challenging to reach despite repeated and extensive coder training (Weber et al., 2018). In contrast, crowdsourcing human annotations that employ simplified coding schemes with a large crowd of coders has emerged as a promising alternative, often yielding more valid, robust, and reproducible results for extracting latent message features, including moral appeals (Weber et al., 2018; Benoit et al., 2016; Lind et al., 2017). As such, we conducted performance comparisons on a benchmark dataset of COVID-19 tweets, annotated for the *strength* of moral appeals through a crowdsourcing procedure including concept training, qualification, and a pairwise comparison task (see below for details). To produce sufficient data density (Hopp et al., 2022; Carlson & Montgomery, 2017), we recruited a large sample of online coders to ensure that each tweet in the stimuli pool was viewed and assessed by at least 15 annotators, with a probability of .7 or higher.

2.1 Annotators, Training, and Annotation Procedure

Annotation Platform

We developed a crowdsourcing system that implements the pairwise comparison task by integrating the open-source APIs of the “All Our Ideas” project (www.allourideas.org, Salganik et al., 2015; see details of our customized pairwise comparison platform in Appendix B, Supplementary Materials), also known as the “wiki-surveys” with the Qualtrics platform. As shown in Figure 2, for each moral foundation, our system randomly selected tweets from a pool of 2,000 tweets and paired them up for a comparison task. The section *text material* below details the rationale and selection criteria for constructing the stimuli pools. For each moral foundation, we created two tasks, one measuring the *virtue* aspect of the foundation and the other the *vice* aspect (e.g., one question on *care* and the other on *harm* for the Care/Harm foundation) to collect human annotators’ separate moral judgments on a same set of tweets. This practice is consistent

with previous research that also measures the *virtue* and the *vice* aspects of a given moral foundation separately (Hoover et al., 2020).

Figure 2 about here

The statistical rationale for the pairwise comparison task and the procedures to estimate per-message latent moral appeal scores from the annotations results are detailed elsewhere (Salganik et al., 2015). In a nutshell, the system constructs an opinion matrix based on respondents’ selected tweets from each pair and estimates the latent score for each tweet through Bayesian inference and a hierarchical probit model. Conceptually, the resulting latent score for a particular tweet, ranging between 0 and 100, can be interpreted as its likelihood of outperforming a randomly chosen tweet for a randomly selected annotator: a minimum of 0 indicates consistent loss while a maximum of 100 means the tweet would always win. For instance, when assessing the virtue of Care, a tweet that reads, “*After ousting a dictator, members of Sudan’s resistance committees are now helping to fight the Covid-19 pandemic,*” receiving a score of 96, suggests that for a random annotator, this tweet would be estimated to outperform a randomly selected tweet 96% of the time. Finally, foundation by foundation, we were able to construct an overall ranking of all the annotated tweets based on the estimated latent moral appeal scores from the crowdsourcing system.

Annotators Recruitment and Training

For each moral foundation, to ensure that at least 70% of the tweets in the stimuli pool will be evaluated by at least 15 annotators, we recruited 677 annotators from the Prolific platform (for details on the calculation, see Appendix C, Supplementary Materials) and assigned each annotator two tasks—one focused on the *virtue* dimension and the other on *vice*, each involving at least 25 pairs of tweets. Each annotator only focuses on one randomly assigned

moral foundation. To avoid potential order effects, we randomized the sequence of these two annotation tasks. Furthermore, we matched this sample to census distributions on five key demographical variables: gender, age, ideological affiliation, education, and race. Detailed descriptive statistics can be found in Appendix D, Supplementary Materials. Recent research showed that annotators from Prolific devote more attention to study questions, comprehend instructions better, and behave more honestly compared to those from other platforms (Peer et al., 2022; also see Peer et al., 2017).

Each annotator underwent an online training and need to pass an eligibility exam before proceeding to the annotation tasks (details about the training and the annotation tasks can be found in Appendix E, Supplementary Materials). After providing consent, annotators were asked to watch a short video introducing MFT and the conceptual definition of the randomly assigned moral foundation. Next, annotators need to complete six practice trials to gain familiarity with the annotation tasks, before they proceeded to take the brief qualification test, which consisted of six questions. Only those who answered at least five questions correctly were eligible to continue. After further screening out annotators who were timed out, we retained in total 3,473 qualified annotators in the analytical sample. Prior to each crowdsourcing annotator participating in the training and annotation sessions, informed consent was obtained. Our study has received approval from the University Institutional Review Board (submission ID: 2022-0666), confirming that it meets the criteria for exempt human subjects.

Stimuli Corpus for Annotation

Short-form documents such as tweets have been shown to contain moral appeals (Hoover et al., 2020; Priniski et al., 2021; Wang & Liu, 2021). Our research team archived all the tweets about the COVID-19 pandemic from June 15 to July 12, 2020, through Twitter’s firehose

streaming API that provides complete access to the population, rather than a sample, of tweets matched to a search query. Since Twitter’s original search query contains noises such as non-English terms, we applied 25 keywords (see Table A2, Appendix A, Supplementary Materials) to further filter the raw corpus to make our dataset more focused and manageable. After preprocessing, this procedure resulted in a total of 2,285,379 unique English tweets.

Given our interest in predicting the number of retweets as a case study to illustrate the usefulness of measures from the moral foundations vec-tionary (see the section “An Application of the moral foundations vec-tionary” below for details), it is worth highlighting that we collected our corpus *prospectively*. Specifically, starting from June 15, for each tweet, we marked the time stamp when the tweet was initially posted and then revisited this tweet exactly 14 days later to retrieve the number of retweets accumulated through this time window. By applying an identical 14-day moving window, we guaranteed that each tweet in our corpus had an equal chance to accrue retweets, a methodological improvement over previous research on online message sharing that typically uses *retrospective* collection.

Since the overall prevalence of moral appeals is likely to be low, we applied stratified sampling based on predicted moral appeals scores from the eMFD to ensure sufficient variance in the final stimuli corpus for annotation. To do so, for each moral foundation, we first divide all the tweets into a series of strata and then randomly selected 800 tweets with the highest eMFD scores for the virtue and another 800 tweets for the *vice*. Then, we added 400 control tweets with low moral scores across all the moral foundations. This sampling strategy yielded a total of 2,000 unique tweets per moral foundation (for more details, see Appendix F and G, Supplementary Materials).

3.2 Performance Comparison Based on the Rank-Biased Overlap Method (RBO)

We assessed the validity of the moral foundations vec-tionary by comparing its outputs with the eMFD scores against the crowdsourced human annotations, which we treat as the “ground truth” benchmark. Given that these three methods produced moral appeals scores using different scales, we focused on comparing the three rankings of the 2,000 tweets per foundation. The procedures we followed to produce the rankings are detailed below.

For the moral foundations vec-tionary, the rankings were based on the *strength* scores, because conceptually, such scores reflect the relevance of foundation-specific moral appeals in texts, hence comparable to estimated scores from the eMFD. Regarding the crowdsourced benchmark dataset, since no single foundation-specific score was directly available for a given tweet, we built the rankings by summing up the square of both the *virtue* and the *vice* scores for each tweet. To simplify the notations, hereafter we refer to the moral foundations vec-tionary as *vectionary* and the transformed crowdsourced scores aggregating *virtue* and *vice* as *C.S.* for brevity.

We define the similarity between ranking i and ranking j as $R_{i,j}$. We used the rank-biased overlap method (RBO) to measure $R_{vectionary,CS}$ and $R_{eMFD,CS}$ accordingly, and then computed their difference $R_{vectionary,CS} - R_{eMFD,CS}$ (see the RBO Equation in Appendix H, Supplementary Materials). RBO, first introduced by Webber and colleagues (2010), is a continuous measure that quantifies the similarity between two ranked lists. It has been used in many fields (see Rieder et al., 2018; Ng & Taneja, 2019; Urman et al., 2022; Roitero et al., 2023) and has been shown to be more sensitive to the positions of overlapping items compared to other similarity measures. RBO is based on a user model in which the user compares the overlap of two rankings at incrementally increasing depths. It takes into account both the depth of overlap (i.e., how many items are shared between the two lists) and the rank positions of the overlapping items (i.e., how close the

overlapping items are to the top of the lists). It assigns more weights to items that are ranked higher than lower, aligning with our interest in measuring rank changes and assigning greater weight to the top of the list of stimuli tweets compared to those occurring further down. RBO provides adjustable parameters to systematically explore how similarities might change as the researcher places more weight to items at the top of the two rankings. In our case, one might argue that tweets with stronger moral appeals are more important than those with weaker signals. RBO allows us to assess the measurement performance of the moral foundations vec-tionary versus the eMFD while varying the degree to which tweets with stronger moral appeals should dominate the calculation of similarities.

We calculated $R_{vectionary,CS}$ and $R_{eMFD,CS}$ with varying weights and depths, which jointly determine the RBO parameter, denoted as p , in the ranking comparison (Chernick, 2011, $p.9$, see Table H1 in the Supplementary Materials). This approach follows similar practices in existing studies; for example, Ng and Taneja (2019) employed RBO with a p value of .973 to measure the website traffic between countries. Urman et al. (2022) utilized RBO with p values of .98 and .8 to study the algorithmic curation of political information. Similarly, Roitero et al. (2023) applied RBO with a weight of .85 to examine crowd-sourcers' judgments on COVID-19-related misinformation. To quantify estimation uncertainty for the difference score between $R_{vectionary,CS}$ and $R_{eMFD,CS}$, we employed bootstrapping (resamples = 5,000, with replacement) to estimate the 95% confidence intervals (CIs) based on bootstrapped distributions.

Results are summarized in Figure 3. Irrespective of varying depths and weights, rankings based on *strength* scores from the moral foundations vec-tionary consistently showed higher similarities with the crowdsourcing benchmark rankings than the eMFD for three moral foundations: Care/Harm, Authority/Subversion, and Loyalty/Betrayal. Regarding the

Sanctity/Degradation foundation, as the *depth* parameter increased, the moral foundations vec-tionary showed a tendency to outperform the eMFD, albeit falling short of reaching the conventional threshold for statistical significance. Furthermore, these two methods did not significantly differ with regards to the Fairness/Cheating foundation. To facilitate interpretation, in Appendix I of the Supplementary Materials, we provide exemplar tweets where the moral foundations vec-tionary produced more accurate results than the eMFD.

Figure 3 about here

To better quantify measurement improvement regarding the three moral foundations where the moral foundations vec-tionary outperformed the eMFD, we calculated the metric Percentage Performance Increase (PPI), detailed below, respectively for each moral foundation.

$$\text{PPI} = \frac{R_{\text{vectionary},CS} - R_{\text{eMFD},CS}}{R_{\text{eMFD},CS}} \quad (9)$$

We report the pairwise similarity scores between vecMFD, eMFD, and crowdsourced benchmark scores, foundation by foundation, in Tables 1 to Table 5, along with the percentage performance increase (PPI) scores contrasting vec-tionary’s performance with that of eMFD. Take Table 1 as an illustrative example: this table consists of four columns, denoting comparisons between the moral foundations vec-tionary (vec-tionary) and the crowdsourced benchmark scores (C.S.), the eMFD and the C.S., the comparisons between vec-tionary and the eMFD, and the percentage increase of vec-tionary over eMFD, respectively, for the Care/Harm moral foundation. Each row in this table reports these four metrics given a particular combination of *depth* and *weight* values, two parameters required to calculate the RBO similarity score. For instance, the first row in Table 1 shows that for the Care/Harm foundation, when *weight* was set as .80 and *depth* as 200, the RBO similarities are as follows: $R_{\text{vectionary},CS} = .16$, $R_{\text{eMFD},CS} = .12$, and $R_{\text{vectionary},\text{eMFD}} = .26$. Furthermore, a PPI score of 34.67% indicates that the moral foundations vec-tionary

improves the measurement of Care/Harm appeals by 34.67%, compared to the eMFD, when benchmarked against crowdsourced human annotations.

In Figures 4-6, we visualized the PPI scores for three key moral foundations (Care/Harm, Authority/Subversion, and Loyalty/Betrayal), mirroring the data reported in Tables 1 to Table 3. The results show that the moral foundations vec-tionary tends to outperform the eMFD more with lower *depth* values and higher *weight* values. This pattern suggests that the moral foundations vec-tionary is particularly sensitive to capture stronger moral cues within texts because the combination of lower depth and higher weight would correspond to prioritizing top-ranked tweets, for a given moral foundation, in similarity calculation (see Appendix J, Supplementary Materials, for more details). This property of the moral foundations vec-tionary is arguably desirable, as many research applications would focus on social media posts that contain strong and clear moral signals.

Figure 4, 5, and 6 about here

4. An Application of the moral foundations vec-tionary

Here we report an application of the moral foundations vec-tionary to predict COVID-19-related retweeting, a common metric used in previous research on social media message retransmission. Communication scholars have long been intrigued by the theoretical question of which specific message features, such as moral appeals, function as “triggers” for increased retransmission (Brady et al., 2017; Brady et al., 2019; Rathje et al., 2021). In this study, we aim to illustrate how the moral foundations vec-tionary can effectively identify moral appeals within COVID-19 tweets ($N = 2,285,379$; see the Stimuli Corpus for Annotation Section for details). Additionally, we explored its ability to predict the number of retweets, surpassing the moral appeal scores produced by the eMFD, after controlling for common covariates. Furthermore, we

sought to assess whether additional measurement metrics available from the moral foundations vec-tionary, namely, moral *valence* and *ambivalence*, which are not available in the eMFD, can account for unique variances beyond moral *strength*. These results can help illustrate the utility of the moral foundations vec-tionary in addressing a domain area where prior research has demonstrated the relevance of moral appeals (Brady et al., 2017; Brady et al., 2019; Valenzuela et al., 2017). Since our main purpose is to empirically assess whether the moral foundations vec-tionary overall provides useful moral appeals measures beyond the eMFD rather than to identify foundation-specific effects, we aggregated the five foundations together when reporting the model fitting results without distinguishing among them.

Prior to fitting the models, we applied standard text-preprocessing procedures to the corpus of COVID-19 tweets (details available in Appendix G, Supplementary Materials). Since previous research has highlighted the role of emotions in shaping the dissemination of moral messages (Brady et al., 2017), we measured expressed emotions using the Linguistic Inquiry and Word Count tool (LIWC; Boyd et al., 2022) and included them as control variables in subsequent regression analyses. The main outcome, the number of retweets, is a count variable with skewed distribution characterized by over-dispersion and a high proportion of zeroes (78.69% of the total dataset). Therefore, we employed the Zero-Inflated Negative Binomial (ZINB) regression to examine the relationships between moral appeals and retweeting (see Appendix K of the Supplementary Materials for more details on the dataset and model results).

Figure 7 summarizes model specification for the six models that we fit to assess the predictive power of moral appeals: Model 1 was the baseline model with only meta data and expressed emotions; Model 2 added eMFD moral appeals scores to Model 1, and Model 3 in turn added moral *strength* scores from the moral foundations vec-tionary to Model 2; Model 4 and 5

respectively added moral *valence* and *ambivalence* scores to Model 3; and Model 6 was the “kitchen sink” full model incorporating all predictors previously mentioned. The additive structure of these models allows us to unpack whether moral appeals metrics from the moral foundations vec-tionary can account for unique variances in predicting the number of retweets, through a series of likelihood ratio tests (LRTs; Lewis et al., 2011). We also assessed changes in Akaike Information Criterion (AIC; Akaike, 1998) and Bayesian Information Criterion (BIC; Schwarz, 1978) as complementary evidence. To address potential multicollinearity concerns, we assessed the Variance Inflation Factor (VIF) for each model and observed VIF values within the acceptable range of 1.01 to 9.40, indicating no significant multicollinearity issues given the context of our large dataset and complex models.

Figure 7 about here

Appendix K (Table K4, Supplementary Materials) presents the model comparison results. Echoing prior research (Brady et al., 2017; Wang et al., 2023), Model 2 incorporating eMFD probability scores significantly improved model fit in comparison to the baseline Model 1 ($\chi^2(10) = 179,484$, $p < .001$; $\Delta_{AIC} = -179,465$, $\Delta_{BIC} = -179,338$), demonstrating that moral appeals measured through eMFD significantly predicted retweeting. That said, Model 3 that further included moral *strength* measures from the moral foundations vec-tionary, accounted for additional variances beyond Model 2 ($\chi^2(10) = 202,430$, $p < .001$; $\Delta_{AIC} = -202,409$, $\Delta_{BIC} = -202,283$), suggesting that the moral foundations vec-tionary captured unique moral signals than the eMFD alone.

Next, we assessed whether the two additional moral metrics from the moral foundations vec-tionary, i.e., moral *valence* and *ambivalence*, showed additional predictive power beyond moral *strength* and measures from the eMFD. Model 4, which additionally added moral *valence*

scores, and Model 5, which additionally incorporated moral *ambivalence* scores, both had a better fit than Model 3 ($\chi^2(10) = 202,262$, $p < .001$ for Model 4; $\Delta_{AIC} = -202,241$, $\Delta_{BIC} = -202,115$; $\chi^2(10) = 130,450$, $p < .001$ for Model 5; $\Delta_{AIC} = -130,431$, $\Delta_{BIC} = -130,305$). Lastly, we compared the full model (Model 6) with Model 2 and found a significant overall improvement of model fit by incorporating the three metrics from the moral foundations vec-tionary ($\chi^2(30) = 667,824$, $p < .001$; $\Delta_{AIC} = -667,764$, $\Delta_{BIC} = -667,385$).

In summary, our findings consistently demonstrate improved model performance when incorporating the three moral appeals metrics from the moral foundations vec-tionary. Though conceptually similar to the eMFD moral scores, the moral *strength* metric from the moral foundations vec-tionary accounted for unique variances in predicting retweeting beyond the eMFD. Furthermore, the two additional metrics, moral *valence* and *ambivalence*, offered unique explanatory power beyond the moral *strength* metric and eMFD moral scores. Therefore, researchers interested in studying moral appeals can benefit from adopting the three distinct metrics that the moral foundations vec-tionary provides to advance a multifaceted assessment of moral appeals from texts.

5. Discussion

We introduce a novel computational approach, constructing vec-tionaries, to extract and measure latent message features within textual data. In this paper, we focus on moral appeals as a case study, due to growing scholarly interest in studying the roles of moral appeals in persuasion, public opinion, political engagement, entertainment media consumption, online communicative behaviors, among others (Crockett, 2017; Eden et al., 2014; Feinberg & Willer, 2015; Graham et al., 2013; Skitka & Morgan, 2014). The moral foundations vec-tionary draws from an extensive methodological literature on measuring moral appeals, notably the eMFD based on

crowdsourcing (Hopp et al., 2020) and the DDR method based on word embeddings (Garten et al., 2018; An et al., 2018). In constructing the moral foundations vec-tionary, we employed nonlinear optimization algorithms to estimate moral axes in a semantic vector space, by merging crowdsourced moral ratings from the eMFD with established word embeddings. Unlike previous research where moral axes were constructed by averaging a limited number of keywords (Garten et al., 2018; An et al., 2018), the moral foundations vec-tionary employs nonlinear optimization to harness continuous ratings from the full list of eMFD words while incorporating additional moral signals from other words of a given text beyond the eMFD list.

The moral foundations vec-tionary stands out in several ways. First, the architecture of the vec-tionaries framework allows outputting an array of metrics, including *strength*, *valence*, and *ambivalence*, to quantify distinctive aspects of moral appeals—a noteworthy expansion broadening the scope of available measures from existing various moral foundations dictionaries (i.e., eMFD), as detailed in the Section 2.2. Moral *strength* captures the presence and magnitude of a particular type of moral appeal in a text, collapsing the *virtue* and the *vice* dimensions of the corresponding moral foundation. Our validation analyses through the RBO analyses, refer to the Section 3.2, have largely confirmed the superiority of the moral *strength* measures from the moral foundations vec-tionary, benchmarked against crowdsourced human annotations. Furthermore, the *valence* measure assesses the predominant moral sentiment by taking the net difference between expressed *virtue* and *vice* for a given moral foundation, whereas *ambivalence* measures the variance along the foundation-specific virtue-vice axis—for example, higher values of ambivalence could be interpreted as indicating higher moral conflict, i.e., mentioning both virtue and vice. In the reported application in Section 4 predicting COVID-19 related retweeting, we not only reaffirmed our previous validation results by showing the unique variances

accounted for by moral strength scores, but also underscored the significance of incorporating *valence* and *ambivalence*—these results remain valid even after controlling for eMFD moral appeals scores, expressed emotions, and other baseline predictors. Taken together, the moral foundations vec-tionary not only yields better measurements for moral *strength*, but also opens new avenues for researchers to explore, particularly regarding moral ambiguity and conflict (through the *ambivalence* metric), where discussions about virtue and vice often co-occur within the same message for controversial topics such as COVID-19.

Another notable advantage of vec-tionaries is that, unlike traditional dictionary-based methods that consider only a limited set of keywords, vec-tionaries take into account all available words within a given text. This distinction is essential because conventional dictionaries often risk invoking false negative errors—incorrectly indicating the absence of a moral appeal—when context-specific moral signals are contained in words absent from the dictionary’s word list. In contrast, vec-tionaries allow researchers to extract moral signals from all the words in the document by mapping them onto the same set of moral axes within a shared semantic vector space. In the context of studying moral appeals, this property becomes especially valuable when researchers are interested in analyzing moral appeals within short-form texts such as social media posts (see Brady et al., 2017; Trager et al., 2022; Zhou et al., 2022; Preston et al., 2023), where signals are scarce. Directly applying the eMFD to short-form social media posts might not yield accurate measurements, because the eMFD was originally developed for measuring long-form texts such as news stories. The original authors of the eMFD have also emphasized this limitation (Hopp et al., 2021).

The last notable advantage of vec-tionaries is contextual adaptability captured through word embeddings. Conventional dictionary-based methods often neglect context-specific

nuances. In contrast, vec-tionaries allow the selection of word embeddings tailored to specific contexts. For instance, researchers can substitute the default general-purpose word embeddings (e.g., word2vec, GloVe) with embeddings tailored to the specific context or application. The model can also incorporate word embeddings from fine-tuned large language models such as Generative Pre-trained Transformers (GPTs) as they become available.

This study emphasizes the importance of validation by comparing crowdsourced “ground truth” data. We developed a protocol to crowdsource human annotations of moral appeals within short-form texts such as social media posts, taking insights from the pairwise comparison paradigm (Carlson & Montgomery, 2017; Salganik & Levy, 2015). Given the documented difficulty in measuring moral appeals following conventional manual coding procedures (Weber et al., 2018), our crowdsourcing protocol fills a critical gap in the literature and can be used to construct “ground truth” benchmark datasets for moral appeals in other applications. Our validation results confirmed better performance of the moral foundations vec-tionary for three (i.e., Care/Harm, Authority/Subversion, and Loyalty/Betrayal) out of the five moral foundations tested, particularly for tweets containing stronger moral signals. For the remaining two moral foundations, the measurement accuracy of the moral foundations vec-tionary was on par with the eMFD. We encourage future research to replicate this documented between-foundation variation in performance in other contexts and to further investigate underlying mechanisms. Taken together, these results suggest that the moral foundations vec-tionary is a valid tool for measuring moral appeals within short-form texts.

That said, we do not suggest that the moral foundations vec-tionary should replace the eMFD, as the latter has been shown to perform well for long-form texts and the performance of the moral foundations vec-tionary in other contexts remains to be investigated. Rather,

researchers are welcome to use and test this new tool as a complementary resource to existing methods. It is important to be aware of potential biases in vec-tionaries, as prior research has shown that biases related to gender, race, and culture can contaminate word embeddings, dictionaries, and crowdsourcing methods (Zou and Schiebinger, 2018).

Through demonstrating the validity and utility of the moral foundations vec-tionary, our aspiration is to illustrate the conceptual basis and methodological procedures for researchers interested in extending the vec-tionaries approach to measure other latent message features (e.g., emotional appeals, incivility, linguistic sophistication, politicizing frames) across languages and contexts. Three key steps to construct vec-tionaries are worth bearing in mind: first, find a validated dictionary with wordlists and weights measuring the targeted latent feature; second, select a set of word embeddings, either general-purpose or context-specific; and finally, specify an appropriate optimization algorithm to construct semantic axes aligned with the desired latent feature(s). By following these steps, the constructed vec-tionary can yield continuous measurements for the targeted latent message feature(s). In closing, we reiterate the importance of adopting an agnostic approach and conducting validation tests before using the constructed vec-tionary for substantive analyses (Grimmer et al., 2022; Barberá, 2019).

Conclusion

Constructing vec-tionaries represents a novel computational approach for measuring latent message features in textual data. In a detailed case study of moral appeals, we showed that the moral foundations vec-tionary largely outperformed the state-of-art dictionary-based tool (i.e., the eMFD) in measuring moral appeals in short-form messages (e.g., COVID-19 tweets). The three metrics produced by the moral foundations vec-tionary, including *strength*, *valence*,

and *ambivalence*, added substantive nuances to the measurement of moral appeals and improved predicting downstream outcomes such as retweeting. The ability of vec-tionaries to extract relevant signals from all the words in each text and its adaptability across contexts make it a valid and versatile tool for researchers interested in studying shorter texts such as social media posts. Our systematic validation analyses underscore the value of crowdsourcing in constructing “ground truth” benchmark datasets when conventional manual coding is difficult to implement. We encourage interested researchers to explore and test vec-tionaries in applications beyond moral appeals and COVID-19 tweets.

The data, scripts, and other supporting materials for this study will be accessible in our Open Science Framework (OSF) repository at https://osf.io/f2bt4/?view_only=8fdb67857fc743a09eddbbc44f3ef511 upon acceptance for publication or approval.

References

- Akaike, H. (1998). Information theory and an extension of the maximum likelihood principle. In E. Parzen, K. Tanabe, & G. Kitagawa (Eds.), *Selected papers of Hirotugu Akaike* (1st ed., pp. 199–213). Springer New York. https://doi.org/10.1007/978-1-4612-1694-0_15
- An, J., Kwak, H., & Ahn, Y. Y. (2018). Semaxis: A lightweight framework to characterize domain-specific word semantics beyond sentiment. *arXiv preprint* <https://doi.org/10.48550/arXiv.1806.05521>
- Araque, O., Gatti, L., & Kalimeri, K. (2022, September). LibertyMFD: A Lexicon to Assess the Moral Foundation of Liberty. In *Proceedings of the 2022 ACM Conference on Information Technology for Social Good* (pp. 154-160). <https://doi.org/10.1145/3524458.3547264>
- Barberá, P., Boydston, A. E., Linn, S., McMahon, R., & Nagler, J. (2021). Automated text classification of news articles: A practical guide. *Political Analysis*, 29(1), 19–42. <https://doi.org/10.1017/pan.2020.8>
- Benoit, K., Conway, D., Lauderdale, B. E., Laver, M., & Mikhaylov, S. (2016). Crowd-sourced text analysis: Reproducible and agile production of political data. *American Political Science Review*, 110(2), 278–295. <https://doi.org/10.1017/S0003055416000058>
- Boyd, R. L., Ashokkumar, A., Seraj, S., & Pennebaker, J. W. (2022). *The development and psychometric properties of LIWC-22* [Apparatus]. The University of Texas at Austin. <https://www.liwc.app/static/documents/LIWC-22%20Manual%20-%20Development%20and%20Psychometrics.pdf>
- Brady, W. J., Wills, J. A., Burkart, D., Jost, J. T., & Van Bavel, J. J. (2019). An ideological asymmetry in the diffusion of moralized content on social media among political

- leaders. *Journal of Experimental Psychology: General*, 148(10), 1802–1813.
<https://doi.org/10.1037/xge0000532>
- Brady, W. J., Wills, J. A., Jost, J. T., Tucker, J. A., & Van Bavel, J. J. (2017). Emotion shapes the diffusion of moralized content in social networks. *Proceedings of the National Academy of Sciences*, 114(28), 7313–7318. <https://doi.org/10.1073/pnas.1618923114>
- Carlson, D., & Montgomery, J. M. (2017). A pairwise comparison framework for fast, flexible, and reliable human coding of political texts. *American Political Science Review*, 111(4), 835–843. <https://doi.org/10.1017/S0003055417000302>
- Cheng, C. Y., & Zhang, W. (2023). C-MFD 2.0: Developing a Chinese Moral Foundation Dictionary. *Computational Communication Research*, 5(2), 1.
<https://doi.org/10.5117/CCR2023.2.10.CHEN>
- Chernick, M. R. (2008). *Bootstrap methods: A guide for practitioners and researchers* (2nd ed.). John Wiley & Sons.
- Crockett, M. J. (2017). Moral outrage in the digital age. *Nature Human Behaviour*, 1(11), 769–771. <https://doi.org/10.1038/s41562-017-0213-3>
- Day, M. V., Fiske, S. T., Downing, E. L., & Trail, T. E. (2014). Shifting liberal and conservative attitudes using moral foundations theory. *Personality and Social Psychology Bulletin*, 40(12), 1559–1573. <https://doi.org/10.1177/0146167214551152>
- Eden, A., Tamborini, R., Grizzard, M., Lewis, R., Weber, R., & Prabhu, S. (2014). Repeated exposure to narrative entertainment and the salience of moral intuitions. *Journal of Communication*, 64(3), 501–520. <https://doi.org/10.1111/jcom.12098>
- Feinberg, M., & Willer, R. (2013). The moral roots of environmental attitudes. *Psychological Science*, 24(1), 56–62. <https://doi.org/10.1177/0956797612449177>

- Feinberg, M., & Willer, R. (2015). From gulf to bridge: When do moral arguments facilitate political influence? *Personality and Social Psychology Bulletin*, 41(12), 1665–1681.
<https://doi.org/10.1177/0146167215607842>
- Frimer, J., Haidt, J., Graham, J., Dehghani, M., & Boghrati, R. (2017). Moral foundations dictionaries for linguistic analyses, 2.0. Unpublished Manuscript. Retrieved from: www.jeremyfrimer.com/uploads/2/1/2/7/21278832/summary.pdf.
- Garg, N., Schiebinger, L., Jurafsky, D., & Zou, J. (2018). Word embeddings quantify 100 years of gender and ethnic stereotypes. *Proceedings of the National Academy of Sciences*, 115(16), E3635–E3644. <https://doi.org/10.1073/pnas.1720347115>
- Garten, J., Hoover, J., Johnson, K. M., Boghrati, R., Iskiwitch, C., & Dehghani, M. (2018). Dictionaries and distributions: Combining expert knowledge and large scale textual data content analysis: Distributed dictionary representation. *Behavior research methods*, 50, 344–361. <https://doi.org/10.3758/s13428-017-0875-9>
- Graham, J., Haidt, J., & Nosek, B. A. (2009). Liberals and conservatives rely on different sets of moral foundations. *Journal of Personality and Social Psychology*, 96(5), 1029–1046.
<https://doi.org/10.1037/a0015141>
- Graham, J., Haidt, J., Koleva, S., Motyl, M., Iyer, R., Wojcik, S. P., & Ditto, P. H. (2013). Moral foundations theory: The pragmatic validity of moral pluralism. In P. Devine & A. Plant (Eds.), *Advances in experimental social psychology: Vol. 47*. (1st ed., pp. 55–130). Academic Press. <https://doi.org/10.1016/B978-0-12-407236-7.00002-4>
- Grimmer, J., & Stewart, B. M. (2013). Text as data: The promise and pitfalls of automatic content analysis methods for political texts. *Political Analysis*, 21(3), 267–297.
<https://doi.org/10.1093/pan/mps028>

- Grimmer, J., Roberts, M. E., & Stewart, B. M. (2022). *Text as data: A new framework for machine learning and the social sciences*. Princeton University Press. Retrieved from: <https://press.princeton.edu/books/paperback/9780691207551/text-as-data>
- Haidt, J. (2012). *The righteous mind: Why good people are divided by politics and religion*. Pantheon Books.
- Hoover, J., Portillo-Wightman, G., Yeh, L., Havaladar, S., Davani, A. M., Lin, Y., ... & Dehghani, M. (2020). Moral foundations twitter corpus: A collection of 35k tweets annotated for moral sentiment. *Social Psychological and Personality Science*, 11(8), 1057-1071. <https://doi.org/10.1177/1948550619876629>
- Hopp, F. R., Fisher, J. T., Cornell, D., Huskey, R., & Weber, R. (2021). The extended Moral Foundations Dictionary (eMFD): Development and applications of a crowd-sourced approach to extracting moral intuitions from text. *Behavior Research Methods*, 53, 232–246. <https://doi.org/10.3758/s13428-020-01433-0>
- Jing, E., & Ahn, Y. Y. (2021). Characterizing partisan political narrative frameworks about COVID-19 on Twitter. *EPJ data science*, 10(1), 53. <https://doi.org/10.1140/epjds/s13688-021-00308-4>
- Koleva, S. P., Graham, J., Iyer, R., Ditto, P. H., & Haidt, J. (2012). Tracing the threads: How five moral concerns (especially Purity) help explain culture war attitudes. *Journal of Research in Personality*, 46(2), 184–194. <https://doi.org/10.1016/j.jrp.2012.01.006>
- Kozlowski, A. C., Taddy, M., & Evans, J. A. (2019). The geometry of culture: Analyzing the meanings of class through word embeddings. *American Sociological Review*, 84(5), 905–949. <https://doi.org/10.1177/0003122419877135>

- Kwak, H., An, J., Jing, E., & Ahn, Y. Y. (2021). FrameAxis: characterizing microframe bias and intensity with word embedding. *PeerJ Computer Science*, 7, e644.
<https://doi.org/10.7717/peerj-cs.644>
- Levy, O., Goldberg, Y., & Dagan, I. (2015). Improving distributional similarity with lessons learned from word embeddings. *Transactions of the Association for Computational Linguistics*, 3, 211–225. https://doi.org/10.1162/tac1_a_00134
- Lewis, F., Butler, A., & Gilbert, L. (2011). A unified approach to model selection using the likelihood ratio test. *Methods in Ecology and Evolution*, 2(2), 155–162.
<https://doi.org/10.1111/j.2041-210X.2010.00063.x>
- Liang, H., Ng, Y. M. M., & Tsang, N. L. (2023). Word embedding enrichment for dictionary construction: An example of incivility in Cantonese. *Computational Communication Research*, 5(1), 1–26. <https://doi.org/10.5117/CCR2023.1.10.LIAN>
- Lind, F., Gruber, M., & Boomgaarden, H. G. (2017). Content analysis by the crowd: Assessing the usability of crowdsourcing for coding latent constructs. *Communication Methods and Measures*, 11(3), 191–209. <https://doi.org/10.1080/19312458.2017.1317338>
- Mikolov, T., Yih, W. T., & Zweig, G. (2013). Linguistic regularities in continuous space word representations. In L. Vanderwende, H. Daumé III, & K. Kirchhoff (Eds.), *Proceedings of the 2013 conference of the North American chapter of the association for computational linguistics: Human language technologies* (pp. 746–751). Association for Computational Linguistics.
- Miles, M. R. (2016). Presidential appeals to moral foundations: How modern presidents persuade cross-ideologues. *Policy Studies Journal*, 44(4), 471–490. <https://doi.org/10.1111/psj.12151>

- Mokhberian, N., Abeliuk, A., Cummings, P., & Lerman, K. (2020). Moral framing and ideological bias of news. In *Social Informatics: 12th International Conference, SocInfo 2020, Pisa, Italy, October 6–9, 2020, Proceedings 12* (pp. 206-219). Springer International Publishing. https://doi.org/10.1007/978-3-030-60975-7_16
- Ng, Y. M. M., & Taneja, H. (2019). Mapping user-centric internet geographies: How similar are countries in their web use patterns? *Journal of Communication* 69(5), 467–489. <https://doi.org/10.1093/joc/jqz030>
- Peer, E., Brandimarte, L., Samat, S., & Acquisti, A. (2017). Beyond the Turk: Alternative platforms for crowdsourcing behavioral research. *Journal of Experimental Social Psychology*, 70, 153–163. <https://doi.org/10.1016/j.jesp.2017.01.006>
- Peer, E., Rothschild, D., Gordon, A., Evernden, Z., & Damer, E. (2022). Data quality of platforms and panels for online behavioral research. *Behavior Research Methods*, 54(4), 1643–1662. <https://doi.org/10.3758/s13428-021-01694-3>
- Pennington, J., Socher, R., & Manning, C. D. (2014). Glove: Global vectors for word representation. In A. Moschitti, B. Pang, & W. Daelemans (Eds.), *Proceedings of the 2014 conference on empirical methods in natural language processing (EMNLP)* (pp. 1532–1543). Association for Computational Linguistics. <https://doi.org/10.1016/10.3115/v1/D14-1162>
- Preston, E. G., Abdurahman, S., Woodward, D. W., & West, A. E. (2023). Sharing is in fact about caring: Care concerns feature prominently in subreddits devoted to self-injurious thoughts and behaviors. *Computers in Human Behavior*, 145, 107786. <https://doi.org/10.1016/j.chb.2023.107786>

- Priniski, J. H., Mokherian, N., Harandizadeh, B., Morstatter, F., Lerman, K., Lu, H., & Brantingham, P. J. (2021). *Mapping moral valence of tweets following the killing of George Floyd*. arXiv. <https://doi.org/10.48550/arXiv.2104.09578>
- Rathje, S., Van Bavel, J. J., & Van Der Linden, S. (2021). Out-group animosity drives engagement on social media. *Proceedings of the National Academy of Sciences*, 118(26), e2024292118. <https://doi.org/10.1073/pnas.2024292118>
- Rieder, B., Matamoros-Fernández, A., & Coromina, Ò. (2018). From ranking algorithms to ‘ranking cultures’ Investigating the modulation of visibility in YouTube search results. *Convergence: The International Journal of Research into New Media Technologies*, 24(1), 50-68. <https://doi.org/10.1177/1354856517736982>
- Rodman, E. (2020). A timely intervention: Tracking the changing meanings of political concepts with word vectors. *Political Analysis*, 28(1), 87–111. <https://doi.org/10.1017/pan.2019.23>
- Roitero, K., Soprano, M., Portelli, B., De Luise, M., Spina, D., Mea, V. D., ... & Demartini, G. (2023). Can the crowd judge truthfulness? A longitudinal study on recent misinformation about COVID-19. *Personal and Ubiquitous Computing*, 27, 59–89. <https://doi.org/10.1007/s00779-021-01604-6>
- Salganik, M. J., & Levy, K. E. (2015). Wiki surveys: Open and quantifiable social data collection. *PLoS ONE*, 10(5), e0123483. <https://doi.org/10.1371/journal.pone.0123483>
- Schwarz, G. (1978). Estimating the dimension of a model. *The Annals of Statistics*, 6(2), 461–464.
- Skitka, L. J., & Morgan, G. S. (2014). The social and political implications of moral conviction. *Political Psychology*, 35(S1), 95–110. <https://doi.org/10.1111/pops.12166>

- Solovev, K., & Pröllochs, N. (2023). Moralized language predicts hate speech on social media. *PNAS Nexus*, 2(1), pgac281. <https://doi.org/10.1093/pnasnexus/pgac281>
- Trager, J., Ziabari, A. S., Davani, A. M., Golazazian, P., Karimi-Malekabadi, F., Omrani, A., ... & Dehghani, M. (2022). *The moral foundations Reddit corpus*. arXiv. <https://doi.org/10.48550/arXiv.2208.05545>
- Urman, A., Makhortykh, M., & Ulloa, R. (2022). The matter of chance: Auditing web search results related to the 2020 US presidential primary elections across six search engines. *Social Science Computer Review*, 40(5), 1323–1339. <https://doi.org/10.1177/08944393211006863>
- Valenzuela, S., Piña, M., & Ramírez, J. (2017). Behavioral effects of framing on social media users: How conflict, economic, human interest, and morality frames drive news sharing. *Journal of communication*, 67(5), 803-826. <https://doi.org/10.1111/jcom.12325>
- Wang, R., & Liu, W. (2021). Moral framing and information virality in social movements: A case study of# HongKongPoliceBrutality. *Communication Monographs*, 88(3), 350–370. <https://doi.org/10.1080/03637751.2021.1918735>
- Wang, R., Zhou, A., & Kinneer, T. H. (2023). Moral framing and issue-based framing of# StopAsianHate campaigns on Twitter. *Chinese Journal of Communication*. Advance online publication. <https://doi.org/10.1080/17544750.2023.2218646>
- Webber, W., Moffat, A., & Zobel, J. (2010). A similarity measure for indefinite rankings. *ACM Transactions on Information Systems*, 28(4), 1–38. <https://doi.org/10.1145/1852102.1852106>
- Weber, R., Mangus, J. M., Huskey, R., Hopp, F. R., Amir, O., Swanson, R., ... & Tamborini, R. (2018). Extracting latent moral information from text narratives: Relevance, challenges, and

solutions. *Communication Methods and Measures*, 12(2-3), 119–139.

<https://doi.org/10.1080/19312458.2018.1447656>

Yang, S., Maloney, E. K., Tan, A. S. L., & Cappella, J. N. (2018). When visual cues activate moral foundations: Unintended effects of visual portrayals of vaping within electronic cigarette video advertisements. *Human Communication Research*, 44(3), 223–246.

<https://doi.org/10.1093/hcr/hqy004>

Zhou, A., Liu, W., Kim, H. M., Lee, E., Shin, J., Zhang, Y., ... & Yang, A. (2022). Moral foundations, ideological divide, and public engagement with US government agencies' COVID-19 vaccine communication on social media. *Mass Communication and Society*.

Advance online publication. <https://doi.org/10.1080/15205436.2022.2151919>

Zou, J., & Schiebinger, L. (2018). AI can be sexist and racist—it's time to make it fair.

<https://doi.org/10.1038/d41586-018-05707-8>

Tables

Table 1

Performance Comparison for the Care/Harm Moral Foundation While Varying Weight and Depth Values

		<i>RBO Similarities</i>			PPI of
		Vec-tionary vs. C.S.	eMFD vs. C.S.	Vec-tionary vs. eMFD	Vec-tionary over eMFD (%)
Depth 200	Weight = .80	.16	.12	.26	34.67
	Weight = .85	.13	.09	.22	41.30
	Weight = .90	.11	.07	.18	49.57
Depth 400	Weight = .80	.28	.24	.41	18.07
	Weight = .85	.24	.19	.36	22.72
	Weight = .90	.19	.15	.31	28.66
Depth 600	Weight = .80	.38	.34	.50	11.26
	Weight = .85	.31	.27	.44	15.17
	Weight = .90	.27	.23	.40	19.03
Depth 800	Weight = .80	.44	.41	.56	8.38
	Weight = .85	.40	.36	.52	10.29
	Weight = .90	.33	.29	.46	14.19
Depth 1000	Weight = .80	.50	.47	.61	6.55
	Weight = .85	.44	.41	.56	8.38
	Weight = .90	.38	.34	.50	11.26
Depth 1200	Weight = .80	.53	.51	.63	5.67
	Weight = .85	.50	.47	.61	6.55
	Weight = .90	.42	.38	.54	9.33
Depth 1400	Weight = .80	.57	.55	.66	4.81
	Weight = .85	.53	.51	.63	5.67
	Weight = .90	.47	.44	.58	7.45
Depth 1600	Weight = .80	.61	.59	.70	4.00
	Weight = .85	.57	.55	.66	4.81
	Weight = .90	.50	.47	.61	6.55

Note. C.S. = crowdsourced benchmark scores; PPI = percentage performance increase.

Table 2

Performance Comparison for the Loyalty/Betrayal Moral Foundation While Varying Weight and Depth Values

		<i>RBO Similarities</i>			PPI of Vec-tionary over eMFD (%)
		Vec-tionary vs. C.S.	eMFD vs. C.S.	Vec-tionary vs. eMFD	
Depth 200	Weight = .80	.14	.10	.15	40.74
	Weight = .85	.11	.08	.12	47.10
	Weight = .90	.09	.06	.10	52.56
Depth 400	Weight = .80	.26	.21	.26	21.20
	Weight = .85	.21	.17	.22	26.83
	Weight = .90	.17	.13	.18	33.96
Depth 600	Weight = .80	.36	.32	.37	13.06
	Weight = .85	.30	.25	.30	17.71
	Weight = .90	.25	.20	.25	22.35
Depth 800	Weight = .80	.43	.39	.43	9.70
	Weight = .85	.38	.34	.39	11.92
	Weight = .90	.31	.27	.31	16.54
Depth 1000	Weight = .80	.49	.45	.49	7.57
	Weight = .85	.43	.39	.43	9.70
	Weight = .90	.36	.32	.37	13.06
Depth 1200	Weight = .80	.52	.49	.52	6.56
	Weight = .85	.49	.45	.49	7.57
	Weight = .90	.40	.36	.41	10.80
Depth 1400	Weight = .80	.56	.53	.56	5.58
	Weight = .85	.52	.49	.52	6.56
	Weight = .90	.45	.42	.46	8.62
Depth 1600	Weight = .80	.60	.57	.60	4.64
	Weight = .85	.56	.53	.56	5.58
	Weight = .90	.49	.45	.49	7.57

Note. C.S. = crowdsourced benchmark scores; PPI = percentage performance increase.

Table 3

Performance Comparison for the Authority/Subversion Moral Foundation While Varying Weight and Depth Values

		<i>RBO Similarities</i>			PPI of Vec-tionary over eMFD (%)
		Vec-tionary vs. C.S.	eMFD vs. C.S.	Vec-tionary vs. eMFD	
Depth 200	Weight = .80	.15	.11	.23	36.11
	Weight = .85	.12	.08	.21	40.11
	Weight = .90	.09	.06	.19	42.37
Depth 400	Weight = .80	.28	.23	.33	20.46
	Weight = .85	.23	.18	.29	25.35
	Weight = .90	.18	.14	.26	31.13
Depth 600	Weight = .80	.38	.34	.42	12.94
	Weight = .85	.31	.27	.36	17.30
	Weight = .90	.27	.22	.32	21.48
Depth 800	Weight = .80	.45	.41	.48	9.69
	Weight = .85	.40	.36	.44	11.85
	Weight = .90	.33	.28	.37	16.22
Depth 1000	Weight = .80	.50	.47	.53	7.59
	Weight = .85	.45	.41	.48	9.69
	Weight = .90	.38	.34	.42	12.94
Depth 1200	Weight = .80	.54	.50	.56	6.58
	Weight = .85	.50	.47	.53	7.59
	Weight = .90	.42	.38	.46	10.76
Depth 1400	Weight = .80	.57	.54	.60	5.60
	Weight = .85	.54	.50	.56	6.58
	Weight = .90	.47	.44	.50	8.63
Depth 1600	Weight = .80	.61	.59	.63	4.65
	Weight = .85	.57	.54	.60	5.60
	Weight = .90	.50	.47	.53	7.59

Note. C.S. = crowdsourced benchmark scores; PPI = percentage performance increase.

Table 4

Performance Comparison for the Sanctity/Degradation Moral Foundation While Varying Weight and Depth Values

		<i>RBO Similarities</i>			PPI of Vec-tionary over eMFD (%)
		Vec-tionary vs. C.S.	eMFD vs. C.S.	Vec-tionary vs. eMFD	
Depth 200	Weight = .80	.18	.19	.22	-4.22
	Weight = .85	.15	.16	.18	-8.81
	Weight = .90	.11	.13	.15	-14.73
Depth 400	Weight = .80	.31	.30	.36	3.56
	Weight = .85	.26	.26	.31	2.21
	Weight = .90	.22	.22	.26	-0.55
Depth 600	Weight = .80	.41	.40	.46	4.15
	Weight = .85	.35	.33	.40	4.01
	Weight = .90	.30	.29	.35	3.34
Depth 800	Weight = .80	.48	.46	.52	3.79
	Weight = .85	.43	.41	.48	4.07
	Weight = .90	.36	.35	.41	4.11
Depth 1000	Weight = .80	.53	.51	.57	3.35
	Weight = .85	.48	.46	.52	3.79
	Weight = .90	.41	.40	.46	4.12
Depth 1200	Weight = .80	.56	.55	.60	3.08
	Weight = .85	.53	.51	.57	3.35
	Weight = .90	.45	.44	.50	3.92
Depth 1400	Weight = .80	.60	.58	.63	2.77
	Weight = .85	.56	.55	.60	3.08
	Weight = .90	.50	.49	.54	3.59
Depth 1600	Weight = .80	.64	.62	.67	2.43
	Weight = .85	.60	.58	.63	2.77
	Weight = .90	.53	.51	.57	3.35

Note. C.S. = crowdsourced benchmark scores; PPI = percentage performance increase.

Table 5

Performance Comparison for the Fairness/Cheating Moral Foundation While Varying Weight and Depth Values

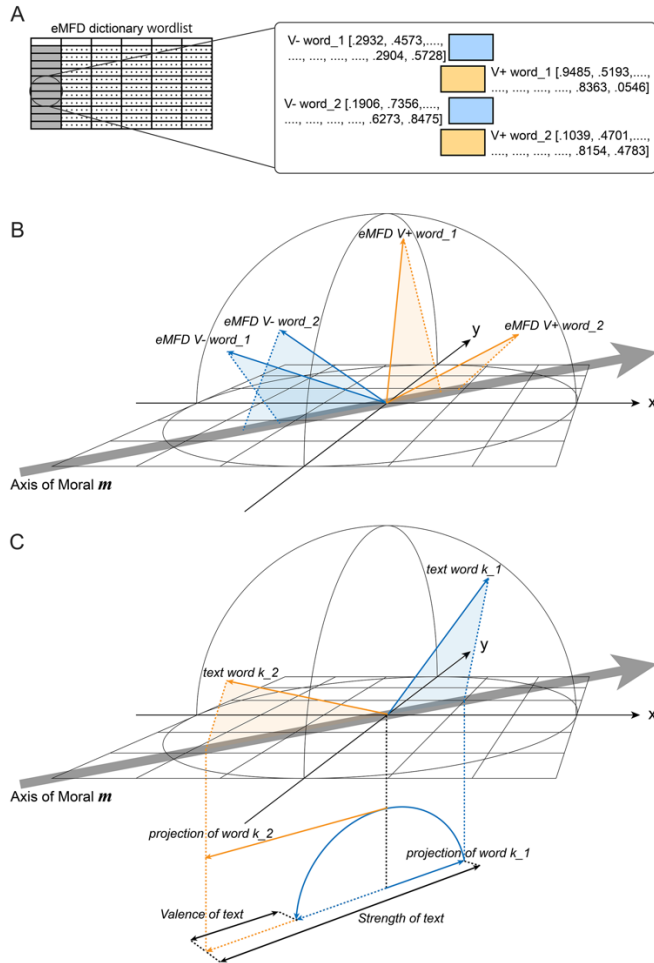
		<i>RBO Similarities</i>			PPI of Vec-tionary over eMFD (%)
		Vec-tionary vs. C.S.	eMFD vs. C.S.	Vec-tionary vs. eMFD	
Depth 200	Weight = .80	.14	.13	.15	8.34
	Weight = .85	.11	.10	.11	9.52
	Weight = .90	.09	.08	.08	10.03
Depth 400	Weight = .80	.26	.25	.28	3.29
	Weight = .85	.21	.20	.23	4.85
	Weight = .90	.17	.16	.18	6.74
Depth 600	Weight = .80	.36	.36	.39	1.15
	Weight = .85	.29	.29	.32	2.34
	Weight = .90	.25	.24	.27	3.61
Depth 800	Weight = .80	.43	.43	.45	0.40
	Weight = .85	.38	.38	.41	0.88
	Weight = .90	.31	.30	.33	2.03
Depth 1000	Weight = .80	.49	.49	.51	0.01
	Weight = .85	.43	.43	.45	0.40
	Weight = .90	.36	.36	.39	1.15
Depth 1200	Weight = .80	.52	.52	.54	-0.14
	Weight = .85	.49	.49	.51	0.01
	Weight = .90	.40	.40	.43	0.63
Depth 1400	Weight = .80	.56	.56	.58	-0.26
	Weight = .85	.52	.52	.54	-0.14
	Weight = .90	.45	.45	.48	0.19
Depth 1600	Weight = .80	.60	.60	.62	-0.35
	Weight = .85	.56	.56	.58	-0.26
	Weight = .90	.49	.49	.51	0.01

Note. C.S. = crowdsourced benchmark scores; PPI = percentage performance increase.

Figures

Figure 1

The Model Pipeline of Moral Foundations Vec-tionary



Note. Development pipeline of moral foundations vec-tionary. Note. There were three main steps involved in our model construction: **(Panel A)** We categorized the 3,270 words from the eMFD dictionary as virtue or vice words based on their probability and sentiment scores. Then, we computed word vectors for each eMFD word in a shared 300-dimensional semantic space. **(Panel B)** We calculated optimal axes for each moral foundation by minimizing the error between observed and analytical relevance. **(Panel C)** Using the calculated moral axes, we measured the similarity of an unseen text to a specific moral foundation. This involved projecting each word in the text onto the moral axis to derive three measurement scores: *Strength*, *Valence*, and *Ambivalence*, based on sum of absolute projections, sum of projections, and variances, respectively. Finally, an unseen text is assigned three scores for each of the five moral foundations.

Figure 2

An Example of a Pairwise Comparison Annotation Task

Please select the tweet that mentions the virtue of Care to a greater degree:

COVID gonna be here for a while y'all be smart and safe

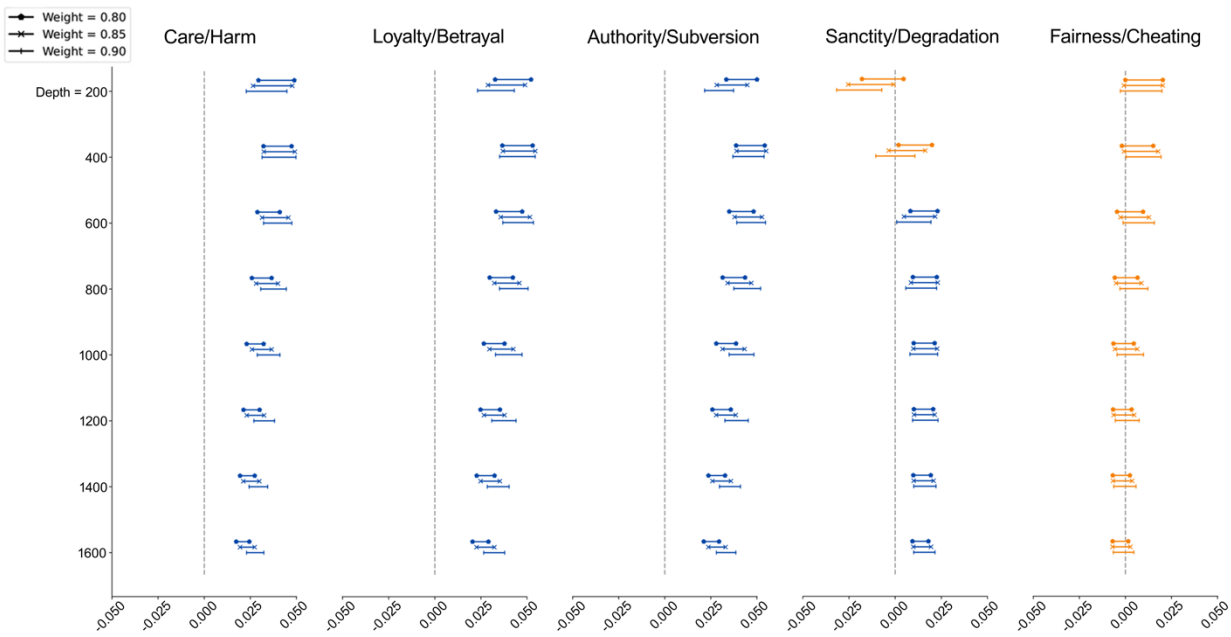
Surrounded by Liars and Lickspittles, Trump Dares COVID to Kill Him Tóle: @@truthout

I can't decide

52 votes on 250 ideas

Figure 3

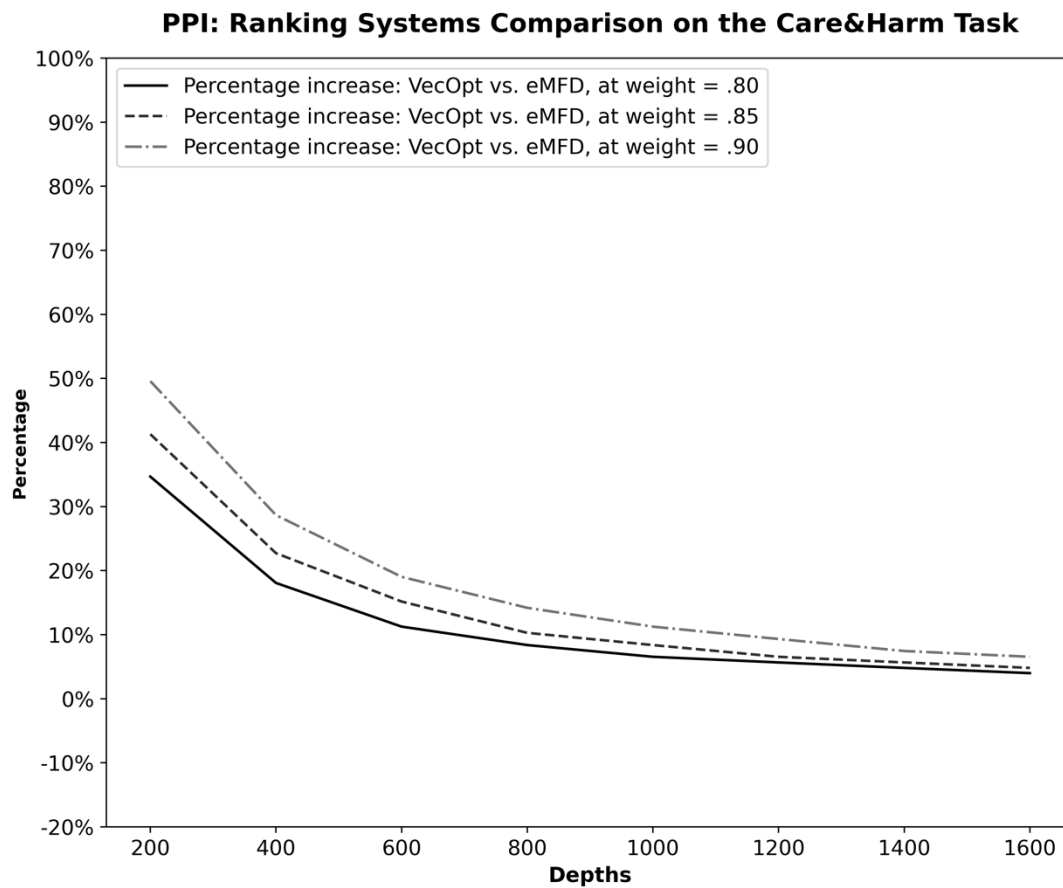
Difference in RBO Similarity Scores by Moral Foundation (bootstrapped 95% CIs, resamples = 5,000)



Note. This figure shows the validation results for each of the five moral foundations, varying the *Weight* and *Depth* parameter in the RBO similarity metric. Each line represents the 95% confidence interval (CI) associated with the *difference* between two RBO similarity scores: (a) the similarity between moral foundations *vec-tionary* and *crowdsourced annotations* and (b) the similarity between *eMFD* and *crowdsourced annotations*. Bootstrapping was employed (5,000 resamples) to quantify estimation uncertainty and construct the 95% CIs. Blue color indicates clusters of weights at a specific depth that demonstrate statistically significant improvement of our moral foundations *vec-tionary* over the *eMFD*, while orange denotes no statistically significant improvement.

Figure 4

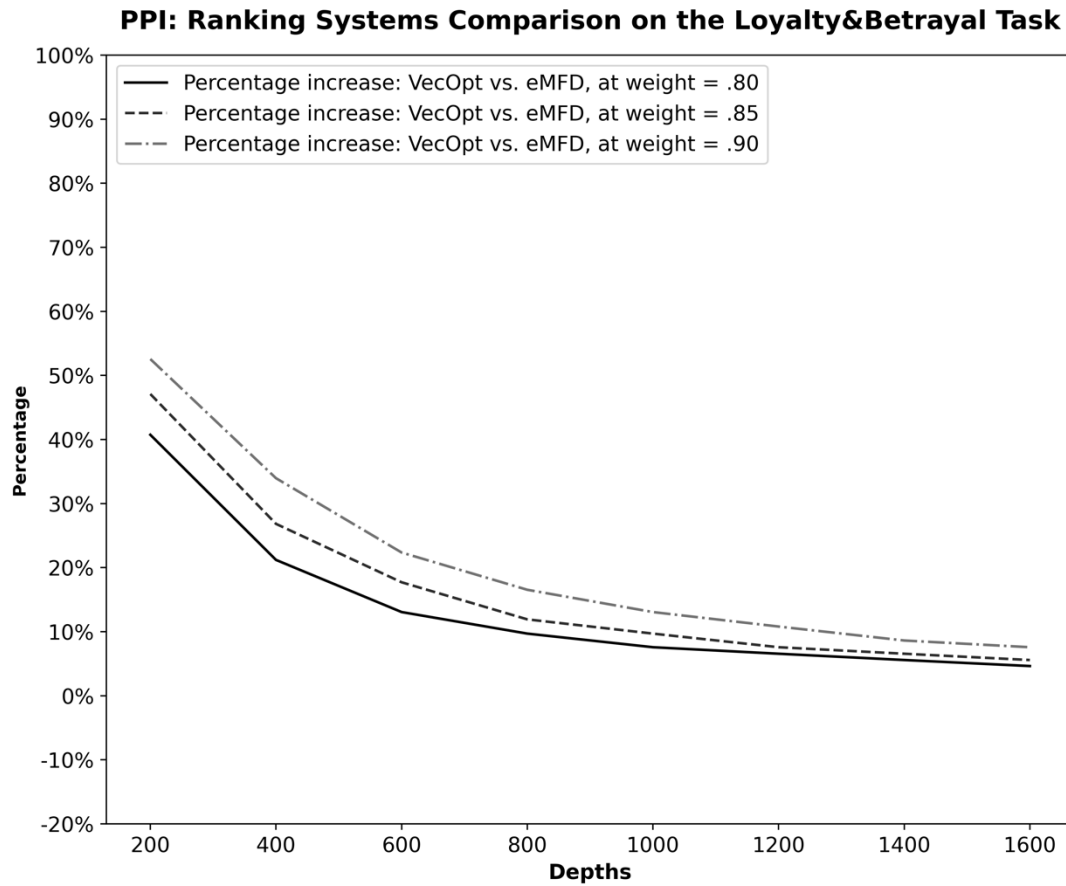
Performance Gain of the Moral Foundations Vec-tionary: Care/Harm Appeal



Note. This figure illustrates the performance percentage increase (PPI) of moral foundations vec-tionary over the eMFD when benchmarked against crowdsourced annotations, while varying weights and depths.

Figure 5

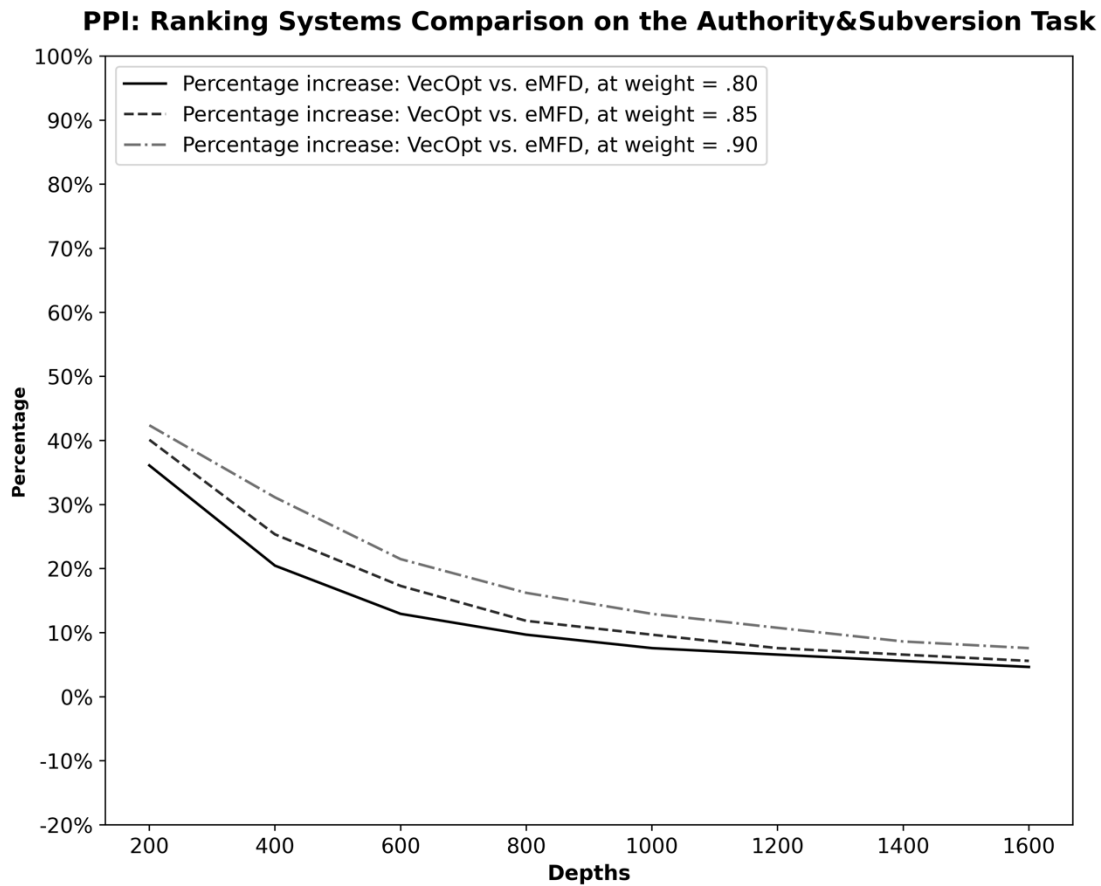
Performance Gain of the Moral Foundations Vec-tionary: Loyalty/Betrayal Appeal



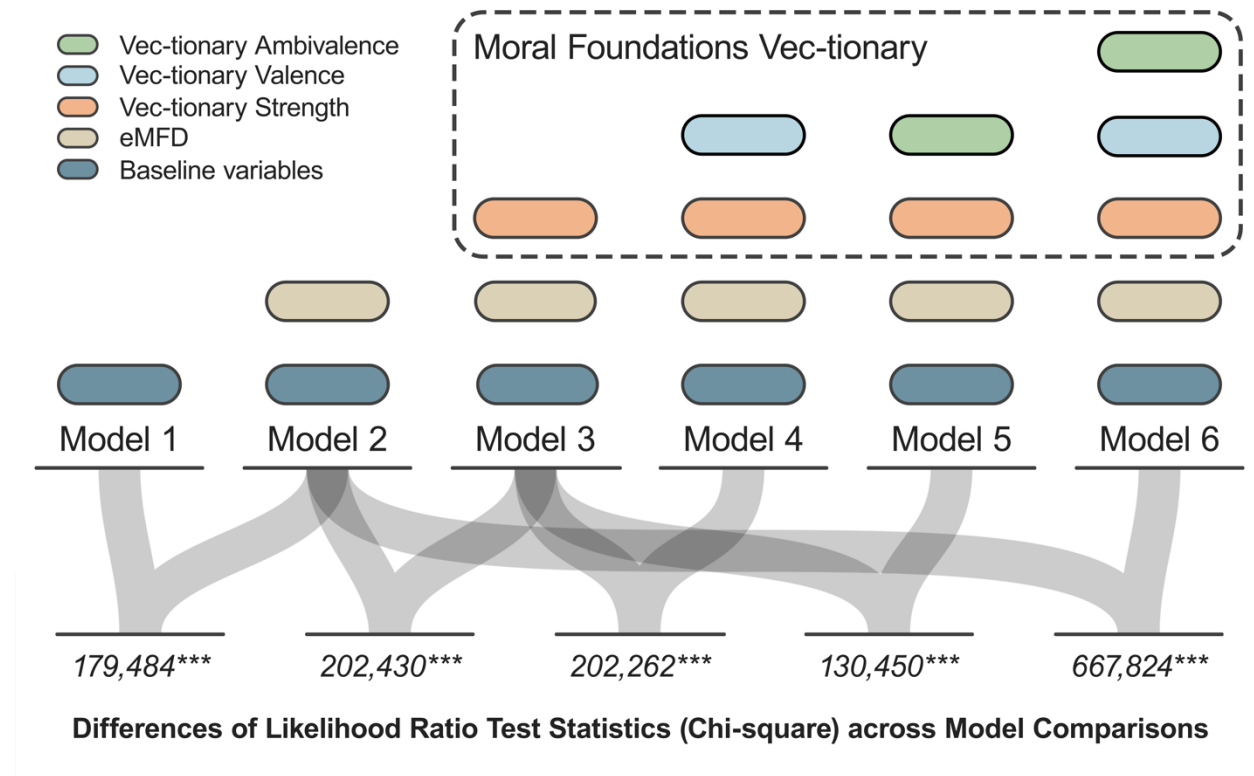
Note. This figure illustrates the performance percentage increase (PPI) of moral foundations vec-tionary over the eMFD when benchmarked against crowdsourced annotations, while varying weights and depths.

Figure 6

Performance Gain of the Moral Foundations Vec-tionary: Authority/Subversion Appeal



Note. This figure illustrates the performance percentage increase (PPI) of moral foundations vec-tionary over the eMFD when benchmarked against crowdsourced annotations, while varying weights and depths.

Figure 7*Model Specification and Comparison*

Note. This figure illustrates the structure of model comparisons. The colored tiles represent the predictors included in each model. Results for the likelihood ratio tests are presented towards the bottom for each model comparison.