
The logic of NTQR evaluations of noisy AI agents: Complete postulates and logically consistent error correlations

Andrés Corrada-Emmanuel
Data Engines
andres.corrada@dataengines.com

Abstract

In his well-known "ship of state" allegory (*Republic*, Book VI, 488) Plato poses a question – how can a crew of sailors presumed to know little, if anything, about the art of navigation recognize the true pilot among them? This question is shown to have a parallel in the political domain: how can a group of citizens presumed to know little, if anything, about the art of governing recognize the true leader among them? The allegory is intended to show that a simple majority voting procedure cannot safely determine who is most qualified to pilot a ship or a ship of state when the voting members are ignorant or biased. Are there any voting algorithms for evaluation that would satisfy Plato's safety concerns under such conditions? The answer to this question has relevance for a contemporary problem in AI safety: namely how to validate noisy machine learning algorithms in near real-time so as to operate them safely. We formalize these safety concerns by considering the problem of how to grade tests for which we have no answer key.

Any algorithm that evaluates other AI agents in an unsupervised setting would be subject to the evaluation dilemma - how would we know the evaluation algorithm was correct itself? This endless validation chain exists whenever an evaluation algorithm encodes information other than that from the observed test responses. Conversely, the validation is finite whenever we consider purely algebraic functions of observed responses by the algorithms. Complete sets of postulates can be constructed that can prove or disprove the logical consistency of any unsupervised evaluation algorithm.

A complete set of postulates exists whenever we are evaluating N experts that took T tests with Q questions with R responses each, one for each point $(N = n, T = t, Q = q, R = r)$ in (N, T, Q, R) space. Here we discuss the case of evaluating binary classifiers that have taken a single test extensively - the $(N, T = 1, Q, R = 2)$ tests. We show how some of the postulates have been previously identified in the ML literature but not recognized as such - the **agreement equations** of Platanios([1][2]). The complete postulates for pair correlated binary classifiers are considered and we show how it allows for error correlations to be quickly calculated once we are given the individual evaluations of the pair. We construct an exact evaluator based on the assumption that the classifiers in the ensemble are making independent errors and compare it with grading by majority voting on three evaluations using the UCI `adult` and `two-norm` datasets. Throughout, we demonstrate how the formalism of logical consistency via algebraic postulates of evaluation can help increase the safety of machines using AI algorithms.

1 The evaluation dilemma: infinite safety validation chains

The deck of the Ship of Fools in Plato's *Republic* illustrates a basic engineering problem encountered by ignorant monitors of noisy experts. In the allegory, the ship owner (the principal) must delegate control to the best pilot from among the crew members, all of whom noisily insist that they are best qualified to do the job. However, as Plato sets up the scene, it is doubtful whether any of the crew actually knows what this entails. The problem is further compounded by the fact that the owner's knowledge of navigation is "not much better" than anyone else on board. Plato's safety concerns can be restated in an engineering context by considering the problem of how to grade a test for which we have no answer key. In our thought experiment, the noisy agents are given a test to assess their knowledge of navigation. The question is whether it is possible to rank or grade the agents using only their responses to the test and perhaps ancillary knowledge about the application domain for the agents. And could we detect, as Plato was worried about, if they were correlated in their errors.

This problem started to get attention in the ML literature after the Dawid and Skene 1979 paper[3] that considered how to rate the correctness of human doctors reviewing patient files. Two approaches have been pursued in the literature since then. The first approach started with Raykar et al[4] and their use of Bayesian probabilistic methods (). The other used spectral methods and was started by Parisi et al[5]. What is common to all these methods is their use of probability theory and the need to train or set the parameters for their use.

This creates an infinite chain of validation that is commonly known in the Bayesian world as - "it's turtles all the way down." These probabilistic methods may very well be completely correct when we use them. But verifying this correctness is essential for safety to occur when we act on those evaluations. Bayesian methods, for example, have hyperparameters that model the expected error of test takers. To be truly safe we would then need to check whether those hyperparameter settings applied. This is an infinite validation chain. It can be represented typographically by,

... (validator₂ (validator₁ (grader of experts (experts))))...

In this paper we will describe how to build a finite safety validation chain that can be represented by,

(validator of grader (grader of experts (experts)))

For any specific ($N = n, T = t, Q = q, R = r$), we can build a complete set of postulates for the possible evaluations of classifiers given their test responses. These algebraic postulates relate unknown statistics of the correctness of the responses by the agents to how they responded in the test. They are essentially sample statistics of the test. For that reason, since any given test is finite, we can always build finite representations that explain completely any data streaming statistic of their decisions we want to keep.

The focus in this paper will be on the case of binary classifiers or the ($N, T = 1, Q, R = 2$) tests. We will use a dual language treating the same evaluation with two different viewpoints. One, the ML viewpoint, is familiar to those that build and test classifiers. But we can transform our variables and consider the same binary classification test as a binary response multiple-choice exam. That viewpoint we will denote as the (N, T, Q, R) viewpoint. The variable change results in different equations for exactly the same postulates in the ML space. The geometry of evaluation in unsupervised settings is easier to visualize in (N, T, Q, R) space. It should be clear by our variable choices what viewpoint is being used.

The central thesis of the paper is that each ($N = n, T = t, Q = q, R = r$) in (N, T, Q, R) space contains a complete set of algebraic postulates relating unknown statistics of correctness in a test to observables of the aligned decisions by members in an ensemble of noisy AI algorithms. The reader will see that some of these postulates are familiar. For example, in the case of binary response tests each question can be considered to belong to two types - the 'a' type questions and the 'b' type questions. And thus a test of Q questions is going to satisfy the postulate,

$$Q_a + Q_b = Q, \tag{1}$$

where Q_a denotes the number of ‘a’ questions and Q_b the ‘b’ ones. By defining the prevalence of the question types (the percentage of times a question type appeared in the test) by,

$$\hat{P}_a = \frac{Q_a}{Q} \quad (2)$$

$$\hat{P}_b = \frac{Q_b}{Q}, \quad (3)$$

we can rewrite the postulate in two equivalent forms,

$$Q_a + Q_b = Q \quad (4)$$

$$\hat{P}_a + \hat{P}_b = 1. \quad (5)$$

1.1 Removing semantics from logical consistency of unsupervised monitoring

To fully validate a set of noisy algorithms one would want both consistency and soundness. Soundness, however, establishing the the truth value of the evaluation, cannot be achieved without the answer key. Soundness requires the truth table of the premises of the evaluation and that is precisely what the answer key is.

Statistics of correctness in a test need not have any semantic meaning and we will emphasize that in this paper by talking about the test as a binary response multiple choice exam. In this viewpoint, all statistics of correctness are integers. This is the space of the variables Q_a and Q_b . The other space we can choose to describe exactly the same test is the space familiar to the ML community when they talk about the problem of binary classification. A test consists of labeling items in a dataset according to two labels called a and b in this paper. This is the space of the variables \hat{P}_a and \hat{P}_b .

In the task of binary classification, we can ascribe a semantic connection between the label and what items are in the test. If we are classifying images as dogs or cats, then \hat{P}_a represents the percentage of dogs in the images that have been classified. But if we are talking about an arbitrary test, there need not be any semantic connection between correct response ‘a’ in one question and correct response ‘a’ in any other question. In that case, \hat{P}_a represents the percentage of questions that had correct response ‘a’ and has no semantic connection to the subject of the test.

1.2 Digitizing engineering spec and safety concerns

A binary test as an instrument is separate from the evaluation that may be under consideration in a general AI machine. But whatever that evaluation is, it can be compressed into the binary test format and the evaluation tested for its logical consistency. Take the case of a nautical test that may involve essay answers. These could be graded by a ChatGPT-like algorithm that would then give each respondent’s answer a pass/fail mark. These grading sheets would then be the equivalent of a binary test taken by the respondents.

If a pass/fail grade may seem extreme, one could choose to give each essay a score between 0 and 100 at integer intervals. This would be equivalent to the $(N, T = 1, Q, R = 100)$ tests. There are no general rules for safety. Whether the $R = 2$ format is appropriate or the $R = 100$ is better suited to a specific AI machine cannot be established absent the application context. In this paper we will be discussing the $R = 2$ to illustrate what should be understood as concepts easily generalized to the case of $R > 2$.

Similar considerations would apply to the concept of engineering spec in a machine - meeting but not needlessly exceeding the precision standards for proper operation. Integer values for R digitize the precision that applies in any given application context.

It is important that the reader keep in mind two different subjects, the mathematics of the algebraic postulates and their practical application. They are distinct. As mentioned above, the evaluation may be a written exam and we may want to check the logical consistency of the test by digitizing it into the (N, T, Q, R) format.

If we digitize the responses of thermometers monitoring a car engine into degrees Centigrade from, say, -50 to 150 . We would be losing the physical relation between $R = 49$ versus $R = 102$. Nonetheless, there would remain a component of the thermometer readings in the chosen $(N = n, T = t, Q = q, R = r)$ format that can be validated logically.

1.3 Paper outline

The paper will use the case of evaluating binary classifiers to discuss the complete evaluation postulates that can be build for different ($N = n, T = t, Q = q, R = r$) tests. We start with the case of the trivial ensemble ($N = 1$) to show how these postulates are already probably known to the technically disposed readers. We then discuss the case of error correlated pairs of binary classifiers. We use the complete postulates discussed here to show a mistake in the ML literature for the evaluation of error independent classifying functions by Platanios et al[1, 2]. Finally we discuss three evaluations with trios of binary classifiers to show how we can detect highly correlated ensembles of binary classifiers.

2 Grading an individual binary classifier

Stripping all semantics from (N, T, Q, R) tests allows one to devise universal equations that relate statistics of correctness in the test to observed responses to the questions. In a binary test we would want to know how many a and b questions got answered correctly. We denote these integer quantities as, $R_{a_i}^a$ and $R_{b_i}^b$, respectively for classifier i . And it follows from their definition that these numbers cannot exceed the question types,

$$0 \leq R_{a_i}^a \leq Q_a \quad (6)$$

$$0 \leq R_{b_i}^b \leq Q_b. \quad (7)$$

In other words, there cannot be more correct responses for a question type than its total number.

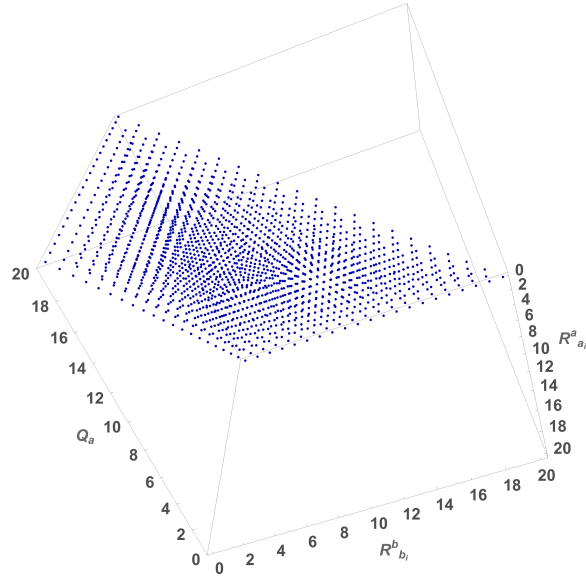


Figure 1: The set of all possible "grades" for a single binary classifier that labeled 20 items (the $Q = 20$ test). Q_a denotes the number of questions whose correct response was "a". The quantities $R_{a_i}^a$ and $R_{b_i}^b$ count how many correct responses there were for the Q_a and Q_b ($Q_b = Q - Q_a$) questions. The wedge geometry of the possible values in $(Q_a, R_{a_i}^a, R_{b_i}^b)$ space is due to the postulates that connect these variables to each other for any test given to a binary classifier.

We can use these numerical relations to construct the set of all possible evaluations for a binary test with Q . An *evaluation* of a single binary classifier will be denoted by the tuple,

$$(Q_a, R_{a_i}^a, R_{b_i}^b), \quad (8)$$

of the number of a questions, Q_a , and the number of correct responses to a and b questions, $R_{a_i}^a$ and $R_{b_i}^b$, respectively.

Irrespective of whether the labels a and b have semantic meaning, the number of correct responses in the binary test is given by,

$$g_i = R_{a_i}^a + R_{b_i}^b. \quad (9)$$

We will see eventually that all the difficulties and ambiguities of unsupervised monitoring arise from the fact that observing test responses gives us a reading of the *difference* in correct responses,

$$R_{a_i}^a - R_{b_i}^b, \quad (10)$$

not their sum as we would wish to know to properly rank them by performance on the test.

We can use all these relations between Q , Q_a , Q_b , R_{a_i} , and R_{b_i} to construct the set of all possible evaluations for a binary test of size Q . That is given by the following algorithm,

Result: All possible evaluations in a binary response test with Q questions.

evaluations $\leftarrow []$ // Initialize possible evaluations with the empty list.

```

for  $Q_a \leftarrow 0$  to  $Q$  do
  for  $R_{a_i}^a \leftarrow 0$  to  $Q_a$  do
    for  $R_{b_i}^b \leftarrow 0$  to  $Q - Q_a$  do
      | evaluations.append( $(Q_a, R_{a_i}^a, R_{b_i}^b)$ )
    end
  end
end

```

Figure 1 shows the evaluations possible for a $Q = 20$ test. In general, before we observe tests responses, there are $1/6(Q + 1)(Q + 2)(Q + 3)$ possible evaluations. The experiments we will be considering here will consist of $Q = 1000$ tests with hundreds of millions of possible evaluations. But observing the test responses will greatly reduce the number of logically consistent evaluations as we now demonstrate.

3 Reducing possible evaluations after observing test responses

We now detail the complete postulates for generating the test responses of a single binary classifier. This is complete set corresponding to the $(N = 1, T = 1, Q, R = 2)$ tests. For a single binary classifier we can observe the number of times a label is assigned. In $(N = n, T = t, Q = q, R = r)$ space this is denoted by the number of times we record a and b responses, R_{a_i} and R_{b_i} respectively. By logic of the excluded middle for binary selection, we must have the following two equations as also true for any evaluation of a binary test,

$$R_{a_i} = R_{a_i}^a + R_{a_i}^b \quad (11)$$

$$R_{b_i} = R_{b_i}^a + R_{b_i}^b \quad (12)$$

These postulates are complete because they satisfy,

$$R_{a_i} + R_{b_i} = Q. \quad (13)$$

There are no more equations that are needed to explain all possible observations of how a single binary classifier responded during the test.

The same postulates can be rewritten in ML space as,

$$f_{a_i} = \hat{P}_a \hat{P}_{a_i}^a + \hat{P}_b (1 - \hat{P}_{b_i}^b) \quad (14)$$

$$f_{b_i} = \hat{P}_a (1 - \hat{P}_{a_i}^a) + \hat{P}_b \hat{P}_{b_i}^b. \quad (15)$$

These postulates are complete but not independent. They can be expressed as the single postulate,

$$\hat{P}_a (\hat{P}_{a_i}^a - f_{a_i}) = \hat{P}_b (\hat{P}_{b_i}^b - f_{b_i}) \quad (16)$$

$$R_{a_i}^a - R_{b_i}^b = R_{a_i} - R_{b_i}$$

Postulate 16 causes an enormous reduction in the number of possible evaluations for binary classifiers.

Consider a series of tests that we carried out on three different datasets well known in the ML community - UCI adult, mushroom and two-norm. These datasets are used to benchmark the performance of different binary classification algorithms. Here we will be using them to carry out

single tests with 1,000 items classified - the $(N, T = 1, Q = 1000, R = 2)$ tests. A $Q = 1000$ test can have,

$$\frac{1}{6}(1000 + 1)(1000 + 2)(1000 + 3) = 167,668,501 \quad (17)$$

possible evaluations. But use of postulate 16 reduces the logically consistent evaluations to about a quarter of a million. The exact number varies on how the classifier responded to the test. We show the number of evaluations per possible Q_a value in the Figures below. Alongside the count of possible evaluations, we also plot the plane described by postulate 16. Note that in (N, T, Q, R) variables, postulate 16 is linear (a plane). But in ML evaluation space, it is a quadratic surface.

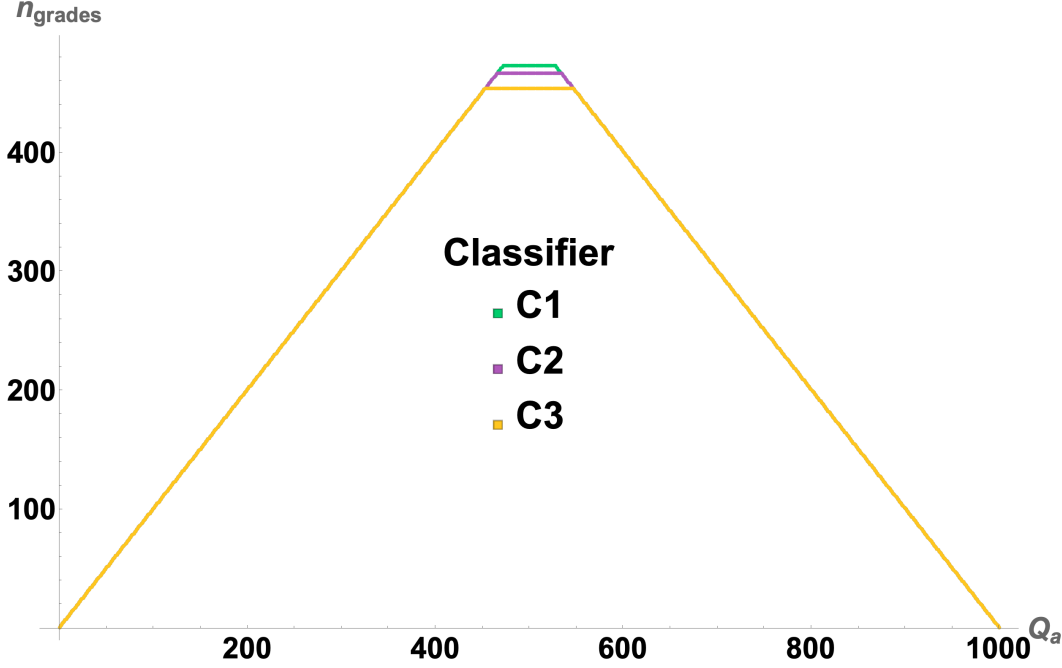


Figure 2: The count of evaluations possible after we observe the labeling decisions of three binary classifiers on a two-norm test of $Q = 1,000$ items from the two-norm dataset.

4 A pair of binary classifiers and error correlations

In the previous section we considered the postulates for the $(N = 1, T = 1, Q, R = 2)$ tests where we observe the responses of a single binary classifier. We now will consider the postulates for the $(N = 2, T = 1, Q, R = 2)$ tests. The completeness condition in this case will be,

$$f_{a_i, a_j} + f_{a_i, b_j} + f_{b_i, a_j} + f_{b_i, b_j} = 1. \quad (18)$$

As each item in a dataset is labeled, we keep track of four separate voting events - the $2^2 = 4$ ways that two binary classifiers could be seen to decide on the item's true label.¹ What algebraic postulate can we write for a quantity such as f_{a_i, a_j} ? Before we do so, we should note that the quantities f_{a_i, a_j} and f_{b_i, b_j} have been discussed together by Platanios et al[1, 2] as the pair agreement equation, $a_{\{i, j\}}$, in their notation,

$$a_{\{i, j\}} = f_{a_i, a_j} + f_{b_i, b_j}. \quad (19)$$

They did not call the agreement equations postulates, but that is what they are. They noted that their derivation had been purely algebraic and used rules of logic alone. They also noted that similar equations underlined the work of previously cited references when they considered a probabilistic treatment to unsupervised monitoring.

¹It should be clear that there are many more statistics one may want to consider, such as consecutive labeling accuracy, etc. This will not be discussed here.

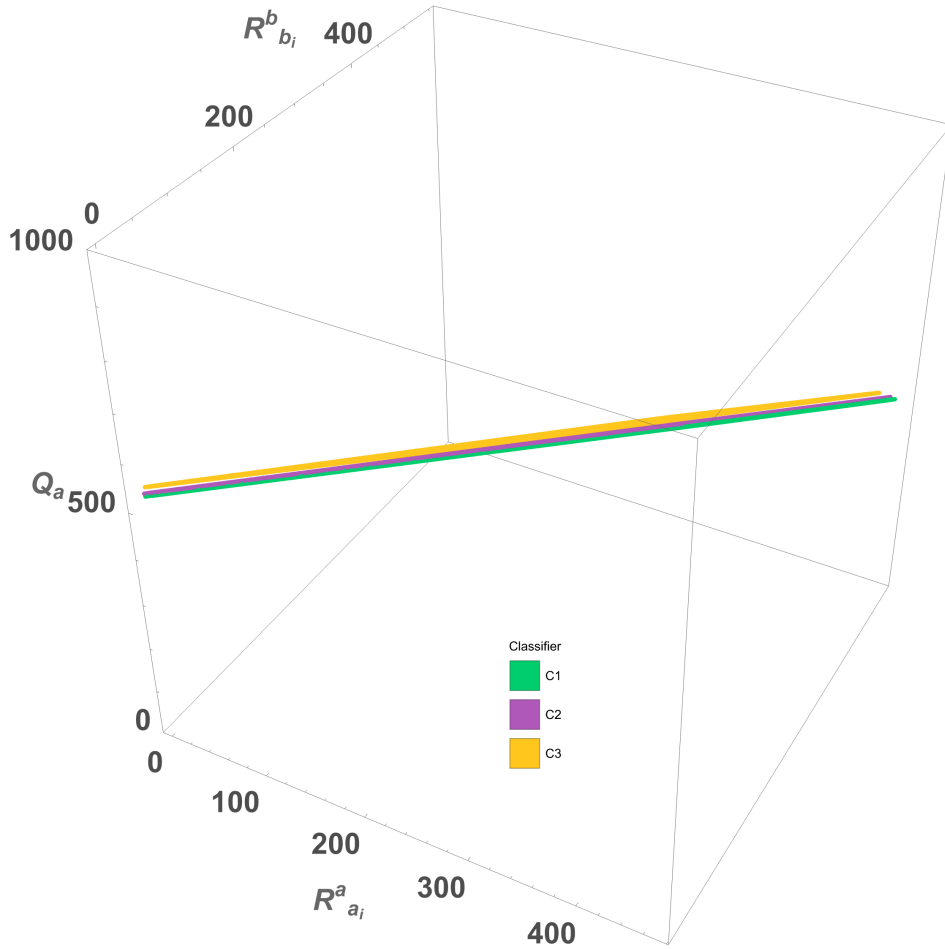


Figure 3: The plane of possible evaluations after we observe the aligned decisions of three binary classifiers on a test of 1,000 items (40/60) drawn from the two-norm dataset.

The algebraic treatment of Platanios et al [1, 2], however, is flawed. It treats the agreement equations as if they were a system of linear equations that can be understood by variable and equation counting. This is incorrect. The postulates are not independent of each other. And given their multi-dimensional nature - they are not just linear equations - equation and variable counting are not available.

Unfortunately, nobody has noticed that Platanios et al offered a solution to the problem of error independent classifiers that is incorrect. It is worthwhile to go into their derivation because there is much about their approach that highlights the utility of using algebraic postulates in unsupervised monitoring.

They note that after some algebraic manipulation, they can write the agreement rate between two classifiers in terms of their individual error rates (e_i and e_j) as well as their pair error rate, $e_{i,j}$ as so,

$$a_{i,j} = 2 - e_i - e_j + 2e_{i,j} \quad (20)$$

They then note, incorrectly, that for error independent classifiers,

$$e_{i,j} = e_i e_j. \quad (21)$$

Their error was not visible to the reviewers and it is not visible to the reader now. The assumption of product separation seems innocent enough. But it is only when one attempts to write down exactly

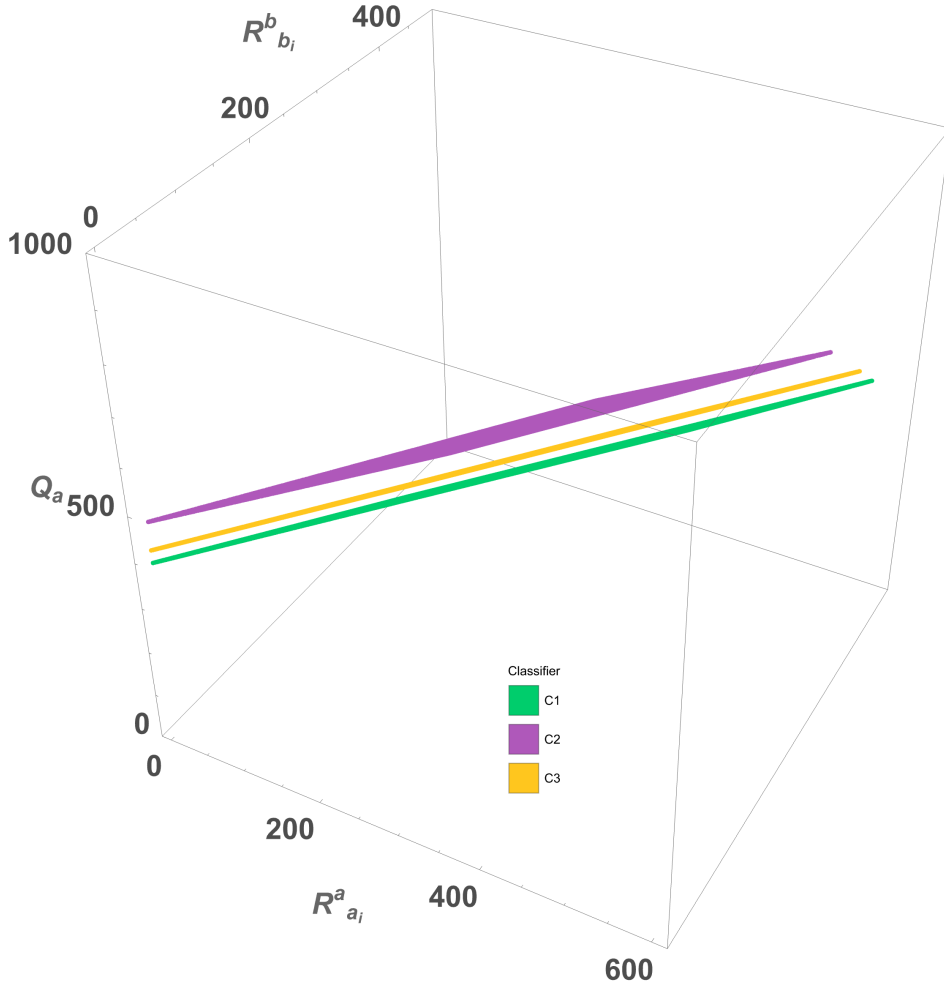


Figure 4: The plane of possible evaluations after we observe the aligned decisions of three binary classifiers on a test of 1,000 items (40/60) drawn from the UCI `adult` dataset.

what $e_{\{i\}}$, $e_{\{j\}}$ and $e_{\{i,j\}}$ mean in term of the complete postulates that one can see the error. We will do that in due time. For now we want to proceed with a description of the Platanios derivation. A solution to the problem of independent classifiers is then proposed whenever we have three or more of them. They note that three classifiers provide three readings for the agreement rates and we only have three quantities, $e_{\{i\}}$, $e_{\{j\}}$, and $e_{\{k\}}$ that need to be estimated. This leads to their independent solution

$$e_{\{i\}} = \frac{c \pm (1 - 2a_{\{j,k\}})}{\pm 2(1 - 2a_{\{j,k\}})}. \quad (22)$$

The quantity c is one that signals that this equation could be wrong,

$$c = \sqrt{(1 - a_{\{i,j\}})(1 - a_{\{i,k\}})(1 - a_{\{j,k\}})}. \quad (23)$$

The quantities $e_{\{i\}}$ are integer ratios for any finite test. If the three classifiers are error independent, we would have three different integer ratio products form a perfect square so that equation 23 would not produce an irrational answer. This is most certainly wrong. But note how we have detected that something may be wrong - by the appearance of an unresolved square root. Irrational numbers have alerted us that this equation may be wrong. We will return to this important point later.

4.1 The complete postulates for correlated binary classifiers

To deal with pairs of classifiers we have to introduce a new statistic of the correctness of the classifiers that captures their error correlations. This quantity is defined for both labels as,

$$\Gamma_{i,j}^a = \frac{R_{a_i,a_j}^a}{Q_a} - \frac{R_{a_i}^a R_{a_j}^a}{Q_a Q_a} \quad (24)$$

$$\Gamma_{i,j}^b = \frac{R_{b_i,b_j}^b}{Q_b} - \frac{R_{b_i}^b R_{b_j}^b}{Q_b Q_b} \quad (25)$$

$$f_{a_i,a_j} = \hat{P}_a(\hat{P}_{a_i}^a \hat{P}_{a_j}^a + \Gamma_{i,j}^a) + \hat{P}_b((1 - \hat{P}_{b_i}^b)(1 - \hat{P}_{b_j}^b) + \Gamma_{i,j}^b) \quad (26a)$$

$$f_{a_i,b_j} = \hat{P}_a(\hat{P}_{a_i}^a(1 - \hat{P}_{a_j}^a) - \Gamma_{i,j}^a) + \hat{P}_b((1 - \hat{P}_{b_i}^b)\hat{P}_{b_j}^b - \Gamma_{i,j}^b) \quad (26b)$$

$$f_{b_i,a_j} = \hat{P}_a((1 - \hat{P}_{a_i}^a)\hat{P}_{a_j}^a - \Gamma_{i,j}^a) + \hat{P}_b(\hat{P}_{b_i}^b(1 - \hat{P}_{b_j}^b) - \Gamma_{i,j}^b) \quad (26c)$$

$$f_{b_i,b_j} = \hat{P}_a((1 - \hat{P}_{a_i}^a)(1 - \hat{P}_{a_j}^a) + \Gamma_{i,j}^a) + \hat{P}_b(\hat{P}_{b_i}^b \hat{P}_{b_j}^b + \Gamma_{i,j}^b). \quad (26d)$$

4.2 The algebraic mistake in the Platanios et al independent solution

As we have noted, the Platanios independent solution is incorrect. The mistake will be shown here now that we have the complete postulates for a pair of binary classifiers. Let us return to the $a_{\{i,j\}}$ equation,

$$a_{\{i,j\}} = 1 - e_{\{i\}} - e_{\{j\}} + 2e_{\{i,j\}}. \quad (27)$$

The error rate of a single binary classifier, $e_{\{i\}}$ is just one minus its correctness rate,

$$e_{\{i\}} = 1 - \hat{P}_a \hat{P}_{a_i}^a - \hat{P}_b \hat{P}_{b_i}^b \quad (28)$$

$$= \hat{P}_a (1 - \hat{P}_{a_i}^a) + \hat{P}_b (1 - \hat{P}_{b_i}^b) \quad (29)$$

Using this equation for $e_{\{i\}}$ and the postulate expressions for f_{a_i,a_j} and f_{b_i,b_j} we find that,

$$e_{\{i,j\}} = \left(\hat{P}_a (1 - \hat{P}_{a_i}^a) (1 - \hat{P}_{a_j}^a) + \hat{P}_b (1 - \hat{P}_{b_i}^b) (1 - \hat{P}_{b_j}^b) \right). \quad (30)$$

It is clear now what the error by Platanios et al was. It is not the case that we cannot algebraically factor

$$e_{\{i,j\}} = e_{\{i\}} e_{\{j\}}, \quad (31)$$

when the classifiers are independent. That is, equation 30 does not generally factor as,

$$\begin{aligned} & \left(\hat{P}_a (1 - \hat{P}_{a_i}^a) (1 - \hat{P}_{a_j}^a) + \hat{P}_b (1 - \hat{P}_{b_i}^b) (1 - \hat{P}_{b_j}^b) \right) \neq \\ & \left(\hat{P}_a (1 - \hat{P}_{a_i}^a) + \hat{P}_b (1 - \hat{P}_{b_i}^b) \right) \left(\hat{P}_a (1 - \hat{P}_{a_j}^a) + \hat{P}_b (1 - \hat{P}_{b_j}^b) \right) \end{aligned} \quad (32)$$

The Platanios independent solution is incorrect. Nonetheless, it is possible to obtain a correct independent solution that has many of the good features we want in an evaluator being used in unsupervised settings. To get the independent binary classifier solution, we need to consider the complete postulates for the $N = 3, T = 1, Q, R = 2$ tests. Before we present the error independent algebraic evaluation for those tests, let us finish our discussion of pair correlated classifiers.

4.3 An alternative basis for the pair correlated complete postulates

The postulates for pair correlated binary classifiers (equations (26)) can be rewritten in a more practical fashion by using tools from algebraic geometry. As we can see in the equations, the individual performance of the two classifiers appears at the same time as the new correlation variables that are needed to have a complete description of all possible aligned decision frequencies. We can disentangle them by calculating an alternative formulation of the postulates called the basis.[6]. Its utility in this case is that it disentangles the postulates involving individual performance from the new correlation variables. The basis we will use in the experiments in this paper are as follows,

$$\hat{P}_a \left(\hat{P}_{a_i}^a - f_{a_i} \right) - \hat{P}_b \left(\hat{P}_{b_i}^b - f_{b_i} \right) \quad (33a)$$

$$\hat{P}_a \left(\hat{P}_{a_j}^a - f_{a_j} \right) - \hat{P}_b \left(\hat{P}_{b_j}^b - f_{b_j} \right) \quad (33b)$$

$$\left(\hat{P}_{a_i}^a - f_{a_i} \right) \left(\hat{P}_{b_j}^b - f_{b_j} \right) - \left(\hat{P}_{b_i}^b - f_{b_i} \right) \left(\hat{P}_{a_j}^a - f_{a_j} \right) \quad (33c)$$

$$\left(\hat{P}_{a_i}^a - f_{a_i} \right) \left(\hat{P}_{b_j}^b - f_{b_j} \right) + \hat{P}_a \left(\Gamma_{i,j}^a - \Delta_{i,j} \right) + \hat{P}_b \left(\Gamma_{i,j}^b - \Delta_{i,j} \right) \quad (33d)$$

$$\left(\hat{P}_{a_i}^a - f_{a_i} \right) \left(\hat{P}_{b_j}^b - f_{b_j} \right) \left(\left(\hat{P}_{a_i}^a - f_{a_i} \right) + \left(\hat{P}_{b_i}^b - f_{b_i} \right) \right) + \quad (33e)$$

$$\left(\hat{P}_{a_i}^a - f_{a_i} \right) \left(\Gamma_{i,j}^a - \Delta_{i,j} \right) + \left(\hat{P}_{b_i}^b - f_{b_i} \right) \left(\Gamma_{i,j}^b - \Delta_{i,j} \right)$$

$$\left(\hat{P}_{a_i}^a - f_{a_i} \right) \left(\hat{P}_{b_j}^b - f_{b_j} \right) \left(\left(\hat{P}_{a_j}^a - f_{a_j} \right) + \left(\hat{P}_{b_j}^b - f_{b_j} \right) \right) + \quad (33f)$$

$$\left(\hat{P}_{a_j}^a - f_{a_j} \right) \left(\Gamma_{i,j}^a - \Delta_{i,j} \right) + \left(\hat{P}_{b_j}^b - f_{b_j} \right) \left(\Gamma_{i,j}^b - \Delta_{i,j} \right).$$

These six postulates are not all algebraically independent² There are only three that are. Two from the first three equations, and one from the last three.

The quantity $\Delta_{i,j}$ is defined as,

$$\Delta_{i,j} = f_{b_i,b_j} - f_{b_i} f_{b_j} \quad (34)$$

$$= f_{a_i,a_j} - f_{a_i} f_{a_j}. \quad (35)$$

Either definition is equivalent. This equivalence signals that pair correlation is the only interesting case for binary classifiers in terms of resolving what evaluations are logically consistent with the aligned ensemble decisions. When we consider the case of three labels then we will have,

$$f_{a_i,a_j} - f_{a_i} f_{a_j} \neq f_{b_i,b_j} - f_{b_i} f_{b_j} \neq f_{\gamma_i,\gamma_j} - f_{\gamma_i} f_{\gamma_j}. \quad (36)$$

For the case of $(N, T, Q, R = 2)$ tests, a single pair observable, $\Delta_{i,j}$, is sufficient.

The consideration of the complete postulates for $(N, T, Q, R = 2)$ tests has the practical utility that we now have a single postulate that relates individual evaluations of a pair of binary classifiers to their possibly correlated joint responses. The experimental results in the next section are going to use the postulate in the form,

$$\left(\hat{P}_{a_i}^a - f_{a_i} \right) \left(\hat{P}_{b_j}^b - f_{b_j} \right) + \hat{P}_a \left(\Gamma_{i,j}^a - \Delta_{i,j} \right) + \hat{P}_b \left(\Gamma_{i,j}^b - \Delta_{i,j} \right) \quad (37)$$

This will allow us to calculate all the error correlations that are logically consistent with the observations **given** the individual evaluations of a pair binary classifiers. As we will see, there is only one error correlation that will be logically consistent once one decides how a classifier is performing. The utility of being able to quickly compute the error correlation of binary classifiers given their performance and responses will be shown in the next section when we consider the $(N = 3, T = 1, Q, R = 2)$ tests.

5 The exact algebraic solution for three error independent binary classifiers

It is impossible to solve the evaluation of error independent binary classifiers with just statistics of their pair alignments as in the pair agreement equations considered by Platanios. The error independent binary classifiers ensemble is solved when we keep track of all possible eight voting patterns for three classifiers,

$$\begin{aligned} & f_{a_i,a_j,a_k} + f_{a_i,a_j,b_k} + f_{a_i,b_j,a_k} + f_{a_i,b_j,b_k} + \\ & f_{b_i,a_j,a_k} + f_{b_i,a_j,b_k} + f_{b_i,b_j,a_k} + f_{b_i,b_j,b_k} = 1 \end{aligned} \quad (38)$$

We have included the eight postulates for the $(N = 3, T = 1, Q, R = 2)$ tests as an appendix. They are quartic polynomials in seven variables that allow us to rank the classifiers. But they also contain

²This is notion of algebraic independence is altogether different from the notion of label error independence. There are many notions of independence in mathematics.

the variables that encode the error correlations between the classifiers. For three binary classifiers there are eight of these error correlation variables. One for every pair and label, and one for every trio and label.

The purpose of the technical debt incurred by ensembles is that we operate them near independence. Highly correlated ensembles are effectively one defective algorithm. If all ensembles behaved error independently in their decisions, safety with AI machines would be a much easier task. Ensemble algorithms like majority voting are perfectly fine in many situations. But when classifiers start malfunctioning, it does not. Safety requires evaluation methods that can signal their own errors - detection that their assumptions are wrong. We have made much of how the Platanios independent solution is wrong, but the algebraic approach used in the agreement equations, that it is solely based on the observed responses of the classifiers is an important tool that needs to be used more.

In this section we will illustrate this self-warning feature of algebraic evaluators by considering the independent solution when it produces irrational outputs. We can briefly sketch the derivation of the algebraic solution for three error independent binary classifiers as follows. The eight quartic polynomials result in a descending ladder of variables that terminates in a quadratic polynomial for the unknown percentage of aquestions, \hat{P}_a . We can denote that as,

$$a(\dots)\hat{P}_a^2 + b(\dots)\hat{P}_a + c(\dots), \quad (39)$$

where the ‘a’, ‘b’, ‘c’ factors are complicated polynomials of the frequencies of the voting patterns by the trio. There are no free parameters in these coefficients that we can tune. Thus, there is no guarantee that this equation will even have any solutions. Geometrically we will show various ways that this polynomial will and will not give us good evaluations for a trio of binary classifiers.

$$\frac{1}{2} \left(1 - \frac{(f_{\beta,\beta,\beta} - (f_{b_i} f_{b_j} f_{b_k} + f_{b_1} \Delta_{2,3} + f_{b_2} \Delta_{1,3} + f_{b_3} \Delta_{1,2}))}{\sqrt{4 \Delta_{1,2} \Delta_{1,3} \Delta_{2,3} + (f_{\beta,\beta,\beta} - (f_{b_i} f_{b_j} f_{b_k} + f_{b_1} \Delta_{2,3} + f_{b_2} \Delta_{1,3} + f_{b_3} \Delta_{1,2}))^2}} \right). \quad (40)$$

5.1 A synthetic evaluation to test two independent evaluators

Equation 40 for \hat{P}_a assumes that the classifiers are error independent on the test. It has many of the advantages we have been mentioning for purely algebraic evaluators,

- It is purely algebraic.
- It has no free parameters other than statistics of how the classifiers labeled the items.

Like the Platanios independent solution (Equation 22) it contains a square root term. As we have emphasized, finite tests have rational evaluations. Equation 40 can also be tested by the same sort of algebraic test we discussed before. In the appendix section 7.1 we detail a synthetic evaluation with independent classifiers. An independent evaluator cannot have any resolved square roots by construction. Table 1 details how the square roots resolve. Note that equation 40 is more complex than the Platanios solution. But it resolves into a rational number as it should.

Table

But there is no guarantee that the independent evaluator will resolve into rational numbers at all. In fact, it can be shown that if equation 40 contains an unresolved square root - the classifiers are provably not error independent on the test. In the following three sections we will discuss three evaluations. One will go well. One will cause the independent evaluator to produce an imaginary estimate for \hat{P}_a . The last one will go well but the majority voting grader estimates the classifiers as much more correlated than they are.

5.2 A two-norm evaluation

All three evaluations have exactly the same structure. We tested 1000 items with 400 of a and 600 with b. The two-norm dataset is a synthetic dataset that has a task distinguishing between two multi-dimensional Gaussian distributions. Both the independent evaluator (iAE) and majority voting do well for this evaluation. The pair correlations have been estimated using the postulates for the

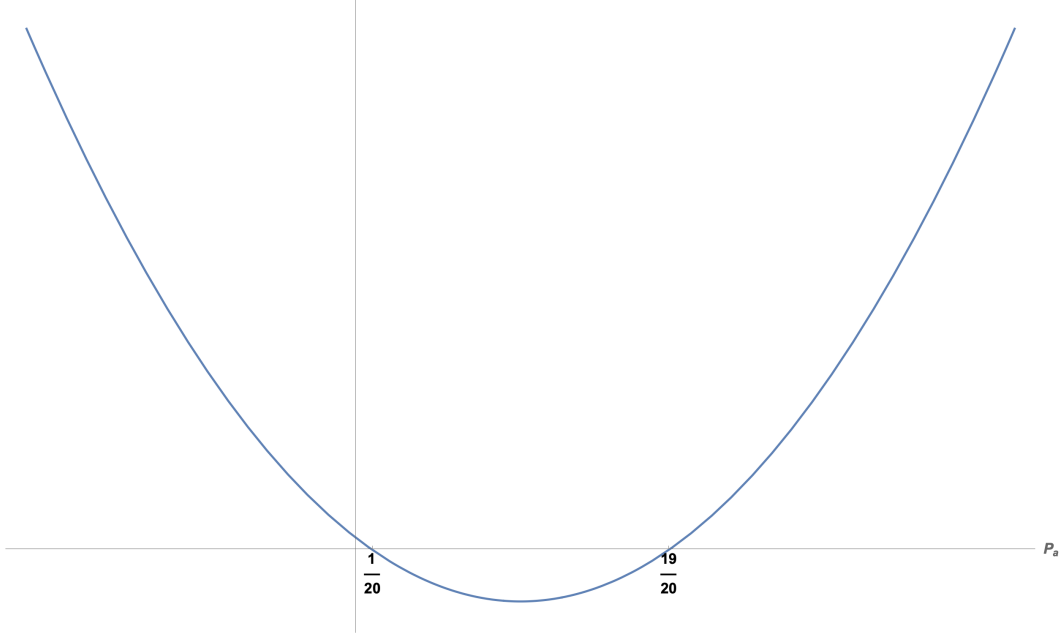


Figure 5: Plot of the \hat{P}_a quadratic obtained by the error independent solution for a trio of binary classifiers. The synthetic evaluation was constructed with a value of $\hat{P}_a = 19/20$. Since this evaluation was done with the assumption of error independence, the recovery of \hat{P}_a is exact, up to logical consistency (\hat{P}_a , and $1 - \hat{P}_a$ always have the same observed voting frequencies.)

Table 1: Comparison of the square root terms for complete postulates independent evaluator and the Platanios independent solution.

$$\begin{aligned}
 & \sqrt{(1 - a_{\{i,j\}})(1 - a_{\{i,k\}})(1 - a_{\{j,k\}})} \\
 & \sqrt{\left(1 - \frac{15961}{25000}\right) \left(1 - \frac{28867}{5000}\right) \left(1 - \frac{1948}{3125}\right)} \\
 & \sqrt{\frac{226746939639}{10}} \\
 & \quad \quad \quad \frac{625000}{625000} \\
 & \sqrt{4 \Delta_{1,2} \Delta_{1,3} \Delta_{2,3} + (f_{\beta,\beta,\beta} - (f_{b_i} f_{b_j} f_{b_k} + f_{b_1} \Delta_{2,3} + f_{b_2} \Delta_{1,3} + f_{b_3} \Delta_{1,2}))^2} \\
 & \sqrt{4 \left(-\frac{323}{200000}\right) \left(-\frac{18411}{4000000}\right) \left(\frac{1083}{200000}\right) + \left(\frac{78413}{5000000} - \left(\frac{543}{2000} \frac{19}{100} \frac{637}{2000} + \frac{543}{2000} \frac{1083}{200000} + \frac{19}{100} \left(-\frac{18411}{4000000}\right) + \frac{637}{2000} \left(-\frac{323}{200000}\right)\right)\right)^2} \\
 & \sqrt{\frac{6440333499}{4000000000000000000} + \left(\frac{78413}{5000000} - \frac{3302219}{2000000000}\right)} \\
 & \sqrt{\frac{6440333499}{4000000000000000000} + \frac{27456158601}{4000000000000000000}} \\
 & \sqrt{\frac{338964921}{4000000000000000000}} \\
 & \quad \quad \quad \frac{18411}{20000000}
 \end{aligned}$$

($N = 2, T = 1, Q, R = 2$) tests. We can see that the test error correlations were small and both methods agree.

5.3 The UCI adult imaginary evaluation

We now consider an evaluation on a realistic dataset, UCI `adult`. This is a dataset that is extensively used in the fairness in ML literature as it contains sensitive attributes such as race and gender. Here the error correlation between classifiers 1 and 2 is large enough that it triggered the independent evaluator to produce an imaginary number. We see majority voting also estimates a large correlation, albeit not for the correct pair.

Tables 4 and 5.

Table 2: Evaluation results for the two-norm test, label a. The test had $Q_a = 400$. Algebraic evaluation with the independent model (iAE) estimated $Q_a = 362$, while majority voting (MV) estimated $Q_a = 443$.

C	$\hat{P}_{a_i}^a$		
	GT	iAE	MV
1	$\frac{297}{400}/0.743$	$\frac{59839+\sqrt{657031321}}{111804}/0.764$	$\frac{357}{443}/0.806$
2	$\frac{291}{400}/0.728$	$\frac{56635+\sqrt{657031321}}{106368}/0.773$	$\frac{357}{443}/0.806$
3	$\frac{293}{400}/0.733$	$\frac{53317+\sqrt{657031321}}{102096}/0.773$	$\frac{353}{443}/0.797$
pair	$\Gamma_{i,j}^a$		
	GT	iAE	MV
1,2	$-\frac{427}{160000}/-0.003$	$-\frac{3485}{65522}/-0.05$	$-\frac{7396}{196249}/-0.038$
1,3	$\frac{579}{160000}/0.004$	$-\frac{3485}{65522}/-0.053$	$-\frac{7740}{196249}/-0.039$
2,3	$\frac{1537}{160000}/0.010$	$-\frac{1681}{32761}/-0.051$	$-\frac{7740}{196249}/-0.039$

Table 3: Evaluation results for the two-norm test, label b. The test had $Q_b = 600$. Algebraic evaluation with the independent model (iAE) estimated $Q_b = 638$, while majority voting (MV) estimated $Q_b = 557$.

C	$\hat{P}_{b_i}^b$		
	GT	iAE	MV
1	$\frac{17}{24}/0.708$	$\frac{51965+\sqrt{657031321}}{111804}/0.694$	$\frac{442}{557}/0.794$
2	$\frac{17}{24}/0.708$	$\frac{49733+\sqrt{657031321}}{106368}/0.709$	$\frac{448}{557}/0.804$
3	$\frac{11}{15}/0.733$	$\frac{48779+\sqrt{657031321}}{102096}/0.729$	$\frac{457}{557}/0.820$
pair	$\Gamma_{i,j}^b$		
	GT	iAE	MV
1,2	$\frac{1309}{21312}/0.061$	$\frac{6109}{203522}/0.030$	$-\frac{12535}{310249}/-0.040$
1,3	$\frac{1}{450}/0.006$	$\frac{12201}{407044}/0.030$	$-\frac{11500}{310249}/-0.037$
2,3	$\frac{1}{180}/0.010$	$\frac{2961}{101761}/0.029$	$-\frac{8158}{310249}/-0.026$

Table 4: Evaluation results for the UCI adult test, label a. The test had $Q_a = 400$. Algebraic evaluation with the independent model (iAE) estimated $Q_a = 362$, while majority voting (MV) estimated $Q_a = 582$.

C	$\hat{P}_{a_i}^a$		
	GT	iAE	MV
1	$\frac{67}{100}/0.67$	-	$\frac{357}{582}/0.689$
2	$\frac{157}{200}/0.785$	-	$\frac{357}{582}/0.838$
3	$\frac{363}{400}/0.908$	-	$\frac{353}{582}/0.955$
pair	$\Gamma_{i,j}^a$		
	GT	iAE	MV
1,2	$-\frac{419}{20000}/-0.021$	-	$-\frac{8507}{169362}/-0.050$
1,3	$-\frac{121}{40000}/-0.003$	-	$-\frac{2353}{169362}/-0.013$
2,3	$\frac{4009}{80000}/0.005$	-	$\frac{11482}{84681}/0.136$

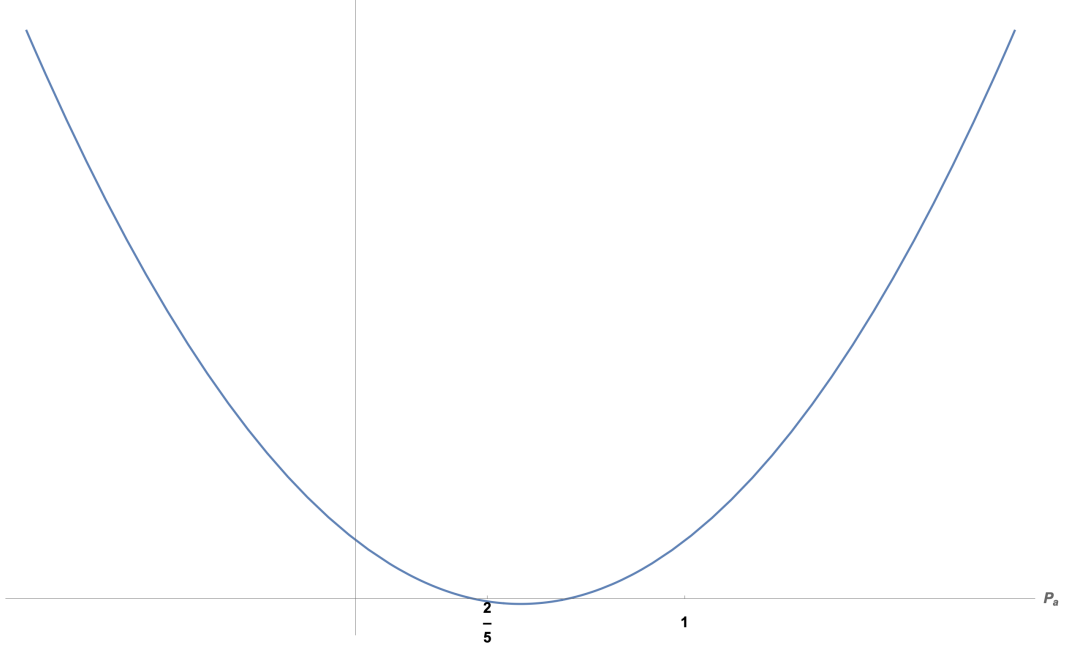


Figure 6: Plot of the \hat{P}_a quadratic obtained by the error independent solution for a trio of binary classifiers. The two-norm evaluation was constructed with a value of $\hat{P}_a = 4/10$. two-norm is also a synthetic dataset so the features have very little correlation. Here the algebraic independent solution model performs well. It estimates $\hat{P}_a = 362/1000$, a value slightly better than that obtained by majority voting grading, $443/1000$.

Table 5: Evaluation results for the UCI adult test, label b. The test had $Q_b = 600$. Algebraic evaluation with the independent model (iAE) estimated $Q_b = 638$, while majority voting (MV) estimated $Q_b = 557$.

C	$\hat{P}_{b_i}^b$		
	GT	iAE	MV
1	$\frac{263}{600}/0.438$	–	$\frac{214}{418}/0.512$
2	$\frac{33}{50}/0.66$	–	$\frac{388}{418}/0.928$
3	$\frac{77}{120}/0.642$	–	$\frac{396}{418}/0.947$
pair	$\Gamma_{i,j}^b$		
	GT	iAE	MV
1,2	$\frac{1309}{21312}/0.061$	–	$-\frac{1530}{43681}/-0.035$
1,3	$\frac{1}{450}/0.006$	–	$-\frac{102}{3971}/-0.0256$
2,3	$\frac{1}{180}/0.010$	–	$\frac{141}{361}/0.391$

5.4 A successful UCI adult evaluation

We can have good evaluations with the UCI adult dataset. Here is one. Note that the independent AE evaluator is a better estimator of performance and correlations, but not of prevalence.

Tables 6 and 7.

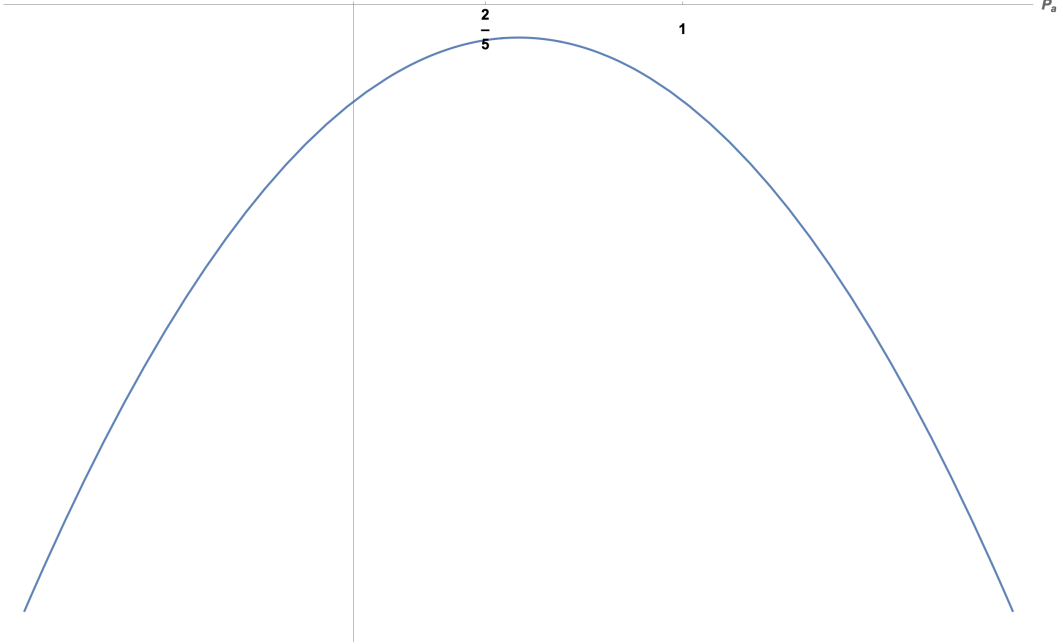


Figure 7: Plot of the \hat{P}_a quadratic obtained by the error independent solution for a trio of binary classifiers. The UCI `adult` evaluation was constructed with a value of $\hat{P}_a = 4/10$. UCI `adult` features are more correlated than those in the two-norm dataset. This starts to degrade the estimates from both the iAE and MV algorithms. Here the iAE evaluator fails to return a real estimate. As the plot shows, the prevalence quadratic has no solution for this test. The MV estimate is $443/1000$, $443/1000$.

Table 6: Evaluation results for the UCI `adult` test, label a. The test had $Q_a = 400$. Algebraic evaluation with the independent model (iAE) estimated $Q_a = 211$, while majority voting (MV) estimated $Q_a = 538$.

C	$\hat{P}_{a_i}^a$		
	GT	iAE	MV
1	$\frac{81}{100}/0.81$	$\frac{8309+\sqrt{11686017}}{12572}/0.934$	$\frac{447}{538}/0.831$
2	$\frac{111}{200}/0.555$	$\frac{5953+\sqrt{11686017}}{11776}/0.796$	$\frac{314}{538}/0.584$
3	$\frac{7}{8}/0.875$	$\frac{44407+\sqrt{11686017}}{52648}/0.910$	$\frac{509}{538}/0.946$
pair	$\Gamma_{i,j}^a$		
	GT	iAE	MV
1,2	$-\frac{291}{20000}/-0.015$	$-\frac{602}{44521}/-0.014$	$-\frac{5096}{72361}/-0.070$
1,3	$-\frac{1}{800}/-0.001$	$-\frac{266}{44521}/-0.006$	$-\frac{2639}{289444}/-0.009$
2,3	$\frac{11}{1600}/0.007$	$-\frac{817}{44521}/-0.018$	$-\frac{74193}{289444}/-0.256$

6 Conclusions and future work

Detailed discussions of the $(N = 1, T = 1, Q, R = 2)$, $(N = 2, T = 1, Q, R = 2)$, and $(N = 3, T = 1, Q, R = 2)$ tests have been used to illustrate the idea of complete algebraic evaluation postulates. We have used them to derive an algebraic evaluator for error independent binary classifiers that can self-alarm when the classifiers are correlated. In addition, we have used the algebraic postulates for pairs of binary classifiers to devise a simple algorithm that selects the only logically consistent pair correlation between binary classifiers once we are told their individual performance.

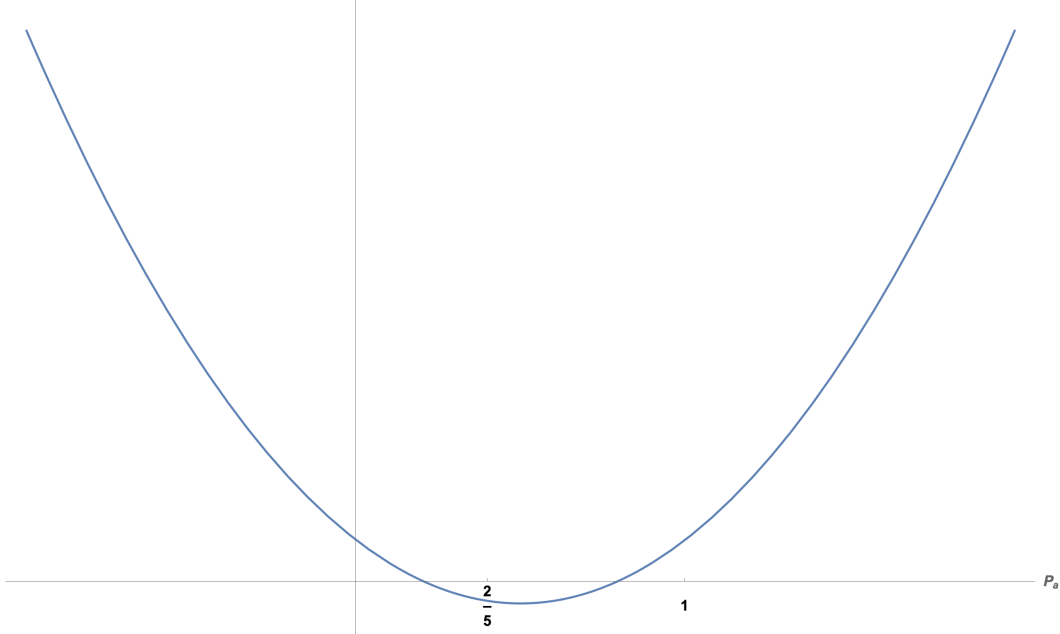


Figure 8: Plot of the \hat{P}_a quadratic obtained by the error independent solution for a trio of binary classifiers. The UCI `adult` evaluation was constructed with a value of $\hat{P}_a = 4/10$. This UCI `adult` evaluation gave seemingly correct estimates for iAE that were projected to the nearest logically consistent integer values. Here the iAE evaluator is starting to give bad prevalence estimates. In this evaluation it estimated $\hat{P}_a = 211/1000$. The MV estimate is better at $447/1000$. But the iAE estimates of classifier performance and logically consistent error correlations are better than MV. The prevalence quadratic here is $\frac{11686017}{250000000000}\hat{P}_a(1 - \hat{P}_a) + \frac{475733909}{61035156250000}$.

We used this estimation of error correlation between classifiers to detect when evaluations should be suspected as having failed.

It is important that users of these algebraic postulates not fall into the metaphysical mistake of assuming that tells the monitoring anything other than a statistics of the correctness of the test. In addition, we have shown that we can only show logical consistency for tests. The logical soundness of the evaluations cannot be done absent an answer key or external signals that are taken as authoritative by a safety monitoring system.

It should be clear to the reader that the results presented here can be extended in many possible directions. We have focused solely on the per-item aligned statistics of how AI algorithms respond. Different complete postulates would be required for each different statistic once wished to compute via these algebraic considerations. We are presently working on the exact solution for the $N = 3, T = 1, Q, R = 3$ tests.

7 Appendix

The technical details about all the equations presented in this paper can be found in a recent ArXiv manuscript.[7]

7.1 The error independent generating polynomials

The full derivation of the generating set of polynomials for the frequency of decisions by error independent binary classifiers is contained in the technical reference. Here we present it for completeness sake as it is used to generate a synthetic evaluation in the paper that compares equation 40 to the Platanios independent equation 22.

Table 7: Evaluation results for the UCI adult test, label b. The test had $Q_b = 600$. Algebraic evaluation with the independent model (iAE) estimated $Q_b = 781$, while majority voting (MV) estimated $Q_b = 462$.

C	$\hat{P}_{b_i}^b$		
	GT	iAE	MV
1	$\frac{7}{10}/0.7$	$\frac{482}{789}/0.611$	$\frac{214}{462}/0.877$
2	$\frac{121}{150}/0.807$	$\frac{619}{789}/0.784$	$\frac{462}{418}/0.948$
3	$\frac{6}{25}/0.24$	$\frac{175}{789}/0.221$	$\frac{396}{462}/0.357$
pair	$\Gamma_{i,j}^b$		
	GT	iAE	MV
1,2	$\frac{1309}{21312}/0.061$	$\frac{2251}{622521}/0.004$	$-\frac{1530}{43681}/-0.035$
1,3	$\frac{1}{450}/0.006$	$\frac{862}{622521}/0.001$	$-\frac{102}{3971}/-0.0256$
2,3	$\frac{1}{180}/0.010$	$\frac{2924}{622521}/0.005$	$\frac{141}{361}/0.391$

Table 8: Synthetic evaluation used to test the independent evaluators where $\hat{P}_{a_e}^a$ equals 19/20.

C	$\hat{P}_{a_i}^a$	$\hat{P}_{b_i}^b$
1	$\frac{18}{25}$	$\frac{11}{100}$
2	$\frac{41}{50}$	$\frac{19}{50}$
3	$\frac{71}{100}$	$\frac{43}{50}$

Theorem 1. *The data sketch of three independent classifiers is given the following complete set.*

$$f_{a_i, a_j, a_k} = \hat{P}_a \hat{P}_{a_i}^a \hat{P}_{a_j}^a \hat{P}_{a_k}^a + (1 - \hat{P}_a)(1 - \hat{P}_{b_i}^b)(1 - \hat{P}_{b_j}^b)(1 - \hat{P}_{b_k}^b) \quad (41)$$

$$f_{a_i, a_j, b_k} = \hat{P}_a \hat{P}_{a_i}^a \hat{P}_{a_j}^a (1 - \hat{P}_{a_k}^a) + (1 - \hat{P}_a)(1 - \hat{P}_{b_i}^b)(1 - \hat{P}_{b_j}^b) \hat{P}_{b_k}^b \quad (42)$$

$$f_{a_i, b_j, a_k} = \hat{P}_a \hat{P}_{a_i}^a (1 - \hat{P}_{a_j}^a) \hat{P}_{a_k}^a + (1 - \hat{P}_a)(1 - \hat{P}_{b_i}^b) \hat{P}_{b_j}^b (1 - \hat{P}_{b_k}^b) \quad (43)$$

$$f_{b_i, a_j, a_k} = \hat{P}_a (1 - \hat{P}_{a_i}^a) \hat{P}_{a_j}^a \hat{P}_{a_k}^a + (1 - \hat{P}_a) \hat{P}_{b_i}^b (1 - \hat{P}_{b_j}^b)(1 - \hat{P}_{b_k}^b) \quad (44)$$

$$f_{b_i, b_j, a_k} = \hat{P}_a (1 - \hat{P}_{a_i}^a)(1 - \hat{P}_{a_j}^a) \hat{P}_{a_k}^a + (1 - \hat{P}_a) \hat{P}_{b_i}^b \hat{P}_{b_j}^b (1 - \hat{P}_{b_k}^b) \quad (45)$$

$$f_{b_i, a_j, b_k} = \hat{P}_a (1 - \hat{P}_{a_i}^a) \hat{P}_{a_j}^a (1 - \hat{P}_{a_k}^a) + (1 - \hat{P}_a) \hat{P}_{b_i}^b (1 - \hat{P}_{b_j}^b) \hat{P}_{b_k}^b \quad (46)$$

$$f_{a_i, b_j, b_k} = \hat{P}_a \hat{P}_{a_i}^a (1 - \hat{P}_{a_j}^a)(1 - \hat{P}_{a_k}^a) + (1 - \hat{P}_a)(1 - \hat{P}_{b_i}^b) \hat{P}_{b_j}^b \hat{P}_{b_k}^b \quad (47)$$

$$f_{b_i, b_j, b_k} = \hat{P}_a (1 - \hat{P}_{a_i}^a)(1 - \hat{P}_{a_j}^a)(1 - \hat{P}_{a_k}^a) + (1 - \hat{P}_a) \hat{P}_{b_i}^b \hat{P}_{b_j}^b \hat{P}_{b_k}^b \quad (48)$$

This generating set defines a non-empty evaluation variety that contains the true evaluation point.

7.2 Generating a synthetic evaluation to test independent evaluators

The equations in the previous section can be used to generate whatever set of frequencies one wanted and it would be guaranteed to represent that from classifiers error independent on the test. Table 8 shows the results of a single random choice for the correctness statistics of three binary classifiers. By using the generating polynomials, we can compute, as in Table 9 the frequency of their aligned

Table 9: Frequency of voting patterns given the performances in table 8.

pattern	f_{a_i, a_j, a_k}	f_{a_i, a_j, b_k}	f_{a_i, b_j, a_k}	f_{b_i, a_j, a_k}	f_{a_i, b_j, b_k}	f_{b_i, a_j, b_k}	f_{b_i, b_j, a_k}	f_{b_i, b_j, b_k}
value	$\frac{2010437}{5000000}$	$\frac{931913}{5000000}$	$\frac{448913}{5000000}$	$\frac{776713}{5000000}$	$\frac{251237}{5000000}$	$\frac{330937}{5000000}$	$\frac{171437}{5000000}$	$\frac{78413}{5000000}$

Table 10: Agreement rates needed by the Platanios independent solution equation 22. Note that the c factor is equal to $\sqrt{\frac{226746939639}{10}} / 625000$

pair	f_{a_i, a_j}	f_{b_i, b_j}	$a_{\{i, j\}}$
1,2	$\frac{58847}{100000}$	$\frac{4997}{100000}$	$\frac{15961}{25000}$
1,3	$\frac{49187}{100000}$	$\frac{8187}{100000}$	$\frac{28687}{50000}$
2,3	$\frac{555743}{100000}$	$\frac{6593}{100000}$	$\frac{1948}{3125}$

Table 11: Observed voting rates needed by the independent evaluator.

classifier	f_{a_i}	f_{b_j}
1	$\frac{3193587}{5000000}$	$\frac{1026563}{5000000}$
2	$\frac{2790287}{5000000}$	$\frac{858263}{5000000}$
3	$\frac{2958587}{5000000}$	$\frac{1261563}{5000000}$
pair	$\Delta_{i, j}$	
1,2	$\frac{36818895931}{25000000000000}$	
1,3	$\frac{751676102031}{25000000000000}$	
2,3	$\frac{565497154931}{25000000000000}$	

decisions. We then detail in Table 10 how these frequencies turn into the agreement rates needed by the Platanios independent solution. Table 11 shows the rates needed by the iAE estimate of \hat{P}_a^a , equation 40.

References

- [1] Emmanouil Antonios Platanios, E. A. Blum, and Tom Mitchell. Estimating accuracy from unlabeled data: A bayesian approach. In *Proceedings of The 33rd International Conference on Machine Learning*, volume 48 of *Proceedings of Machine Learning Research*, pages 1416–1425, New York, New York, USA, 2014.
- [2] Emmanouil Antonios Platanios, Avinava Dubey, and Tom Mitchell. Estimating accuracy from unlabeled data: A bayesian approach. In Maria Florina Balcan and Kilian Q. Weinberger, editors, *Proceedings of The 33rd International Conference on Machine Learning*, volume 48 of *Proceedings of Machine Learning Research*, pages 1416–1425, New York, New York, USA, 2016.
- [3] P. Dawid and A. M. Skene. Maximum likelihood estimation of observer error-rates using the em algorithm. *Applied Statistics*, pages 20–28, 1979.
- [4] Vikas C. Raykar, Shipeng Yu, Linda H. Zhao, Gerardo Hermosillo Valadez, Charles Florin, Luca Bogoni, and Linda Moy. Learning from crowds. *Journal of Machine Learning Research*, 11(43): 1297–1322, 2010.
- [5] Fabio Parisi, Francesco Strino, Boaz Nadler, and Yuval Kluger. Ranking and combining multiple predictors without labeled data. *Proceedings of the National Academy of Sciences*, 111(4): 1253–1258, 2014.
- [6] D. Cox, J. Little, and D. O’Shea. *Ideals, Varieties, and Algorithms: An Introduction to Computational Algebraic Geometry and Commutative Algebra*. Springer-Verlag, 4th edition, 2015.
- [7] Andrés Corrada-Emmanuel. Streaming algorithms for evaluating noisy judges on unlabeled data – binary classification, 2023.