

# On The Maximum Linear Arrangement Problem for Trees

Lluís Alemany-Puig<sup>\*1</sup>, Juan Luis Esteban<sup>†1</sup>, and Ramon Ferrer-i-Cancho<sup>‡1</sup>

<sup>1</sup>Quantitative, Mathematical and Computational Linguistics Research Group, Department of Computer Science, Universitat Politècnica de Catalunya, Jordi Girona 1-3, 08034, Barcelona, Catalonia, Spain

December 29, 2023

## Abstract

Linear arrangements of graphs are a well-known type of graph labeling and are found at the heart of many important computational problems, such as the Minimum Linear Arrangement Problem (**minLA**). A linear arrangement is usually defined as a permutation of the  $n$  vertices of a graph. An intuitive geometric setting is that of vertices lying on consecutive integer positions in the real line, starting at 1; edges are often drawn as semicircles above the real line. In this paper we study the Maximum Linear Arrangement problem (**MaxLA**), the maximization variant of **minLA**. We devise a new characterization of maximum arrangements of general graphs, and prove that **MaxLA** can be solved for cycle graphs in constant time, and for  $k$ -linear trees ( $k \leq 2$ ) in time  $O(n)$ . We present two constrained variants of **MaxLA** we call **bipartite MaxLA** and **1-thistle MaxLA**. We prove that the former can be solved in  $O(n)$  for any bipartite graph; the latter, by an algorithm that typically runs in  $O(n^3)$  on unlabelled trees. The combination of the two variants has two promising characteristics. First, it solves **MaxLA** for almost all trees consisting of a few tenths of nodes. Second, it produces a high quality approximation to **MaxLA** for trees where the algorithm fails to solve **MaxLA**. Furthermore, we conjecture that **bipartite MaxLA** solves **MaxLA** for at least 50% of all free trees.

## 1 Introduction

There exist many graph labeling problems in the literature [36]. One notorious example is the *Graceful Tree Conjecture*, first posed by Rosa [2] under the term ‘ $\beta$ -valuation’, and coined later as ‘graceful’ by Golomb [4]. This conjecture claims that all trees are *graceful*, that is, that every tree admits a *graceful labeling*. To see that a tree  $T = (V, E)$ , where  $V$  ( $n = |V|$ ) and  $E$  are the vertex and edge sets respectively, admits a graceful labeling, one only needs to find a bijection  $\pi : V \rightarrow [n]$  such that every edge  $uv \in E$  is uniquely identified by the value

$$\delta_\pi(uv) = |\pi(u) - \pi(v)|. \quad (1)$$

Figure 1(a) illustrates a caterpillar tree and a graceful labeling.

Another notorious example of a labeling problem is the Minimum Linear Arrangement Problem<sup>1</sup>, henceforth abbreviated as **minLA**, where the vertices of a graph  $G = (V, E)$  are also labeled with a bijection  $\pi : V \rightarrow [n]$ , called *linear arrangement*, but the goal of the problem is to find the labeling that minimizes the *cost* associated to the labeling,  $D_\pi(G)$ , defined as

$$D_\pi(G) = \sum_{uv \in E} \delta_\pi(uv). \quad (2)$$

More formally, the solution to **minLA** is

$$m[D(G)] = \min_{\pi} \{D_\pi(G)\},$$

---

<sup>\*</sup>lluis.alemany.puig@upc.edu

<sup>†</sup>esteban@cs.upc.edu

<sup>‡</sup>rferrericancho@cs.upc.edu

<sup>1</sup>The Minimum Linear Arrangement Problem is also said to be a graph layout problem [18, 26, 30].

where the minimum is taken over all  $n!$  linear arrangements. Figure 1(b) illustrates a minimum arrangement of the tree in Figure 1(a).

Both labeling problems share the same geometric setting: place the vertices of the graph along consecutive integer positions of the real line, starting at 1 and ending at  $n$ , where every vertex  $u$  is placed at position  $\pi(u)$ , and draw the edges of the graph as semicircles above the line. The value  $\delta$  associated to an edge  $uv \in E$  can be interpreted as the length of said edge in the arrangement; this is why the cost of an arrangement is often called the *sum of edge lengths* (e.g., [42]). Figure 1(c) illustrates the graceful labeling in Figure 1(a) as a linear arrangement.

There exists sizable literature regarding **minLA**. It is known to be **NP**-Hard for general graphs [6], but there exist several polynomial-time algorithms for specific classes of graphs. For instance, **minLA** is polynomial-time (in  $n$ ) solvable in trees [7, 8, 11]; the fastest algorithm is, to the best of our knowledge, due to Chung [11] with cost  $O(n^\lambda)$ , where  $\lambda$  is the smallest number such that  $\lambda > \log 3 / \log 2 \approx 1.58$ . In [23, 30] readers will find a comprehensive survey of polynomial-time algorithms for **minLA** on several classes of graphs, including, but not limited to, rectangular grids, square grids, outerplanar graphs and chord graphs. There also exist promising linear programming approaches to solve **minLA** [33]. There are studies concerning upper and lower bounds of **minLA** for general graphs [18] and also several heuristic methods have been investigated [26]. There exist several variants of **minLA**. For instance, there exists the *planar* variant for free trees (**planar minLA**) where the minimum is taken over all *planar arrangements*, where edges are not allowed to cross [14, 24]. There also exists the *projective* variant for rooted trees (**projective minLA**) where the minimum is taken over all *projective arrangements*, planar arrangements where the root cannot be covered [28, 43]. **minLA** also features in language research acting as a universal linguistic principle [25, 44].

Comparatively less research exists on the Maximum Linear Arrangement Problem, the maximum variant of **minLA**, henceforth abbreviated as **MaxLA** and formally defined as

$$M[D(G)] = \max_{\pi} \{D_{\pi}(G)\}, \quad (3)$$

where the maximum is taken over all  $n!$  linear arrangements. Figure 1(d) illustrates a maximum arrangement of the tree in Figure 1(a). It is also known to be **NP**-Hard for general graphs [5], but in this case very few polynomial-time algorithms for classes of graphs are known [31, 42, 44]. Bounds have been studied via direct construction of solutions [31, 42, 44], and also via the probabilistic method [21], and there exist linear programming approaches to solve it for general graphs [45]. Characterizations of maximum arrangements of graphs were only recently put forward by Nurse and De Vos [34, 39]. Moreover, they devised a  $O(n^d)$ -time algorithm for rooted trees with maximum degree bounded by a constant  $d$ . **MaxLA** for trees has also been studied in the *planar* and *projective* variants (**projective/planar MaxLA**) [47]. For example, Figure 1(c) illustrates a maximum planar arrangement (in which edges are not allowed to cross) of the tree in Figure 1(a).

Although **MaxLA** has not been studied as extensively as **minLA** there also exist known solutions on particular classes of trees [42, 44]. For path graphs  $P \in \mathcal{P}_n$  [42],

$$M[D(P)] = \left\lfloor \frac{n^2}{2} \right\rfloor - 1. \quad (4)$$

A bistar graph  $H \in \mathcal{H}_n$  ( $n \geq 2$ ) is a tree that consists of two star graphs joined at their *hubs*, denoted as  $h_1$  and  $h_2$ , that is  $h_1 h_2 \in E(H)$ . For any  $H \in \mathcal{H}_n$  [42],

$$M[D(H)] = d_1 d_2 + \binom{n-1}{2}, \quad (5)$$

where  $d_1, d_2$  denote the degrees of  $h_1$  and  $h_2$  respectively. Three types of bistar graphs are relevant. First, balanced bistar graphs  $\mathcal{O}_n$ , trees where  $|d_1 - d_2| \leq 1$ . For any  $O \in \mathcal{O}_n$  [42],

$$M[D(O)] = \frac{3(n-1)^2 + 1 - (n \bmod 2)}{4}.$$

Second, star graphs (bistar graphs in which  $d_1 = n-1$  and  $d_2 = 1$ ) and, third, quasi-star graphs (bistar graphs in which  $d_1 = n-2$  and  $d_2 = 2$ ). These trees have received special attention in Quantitative Linguistics research [31, 35, 44]; their value of **MaxLA** can be easily obtained by instantiating Equation 5.

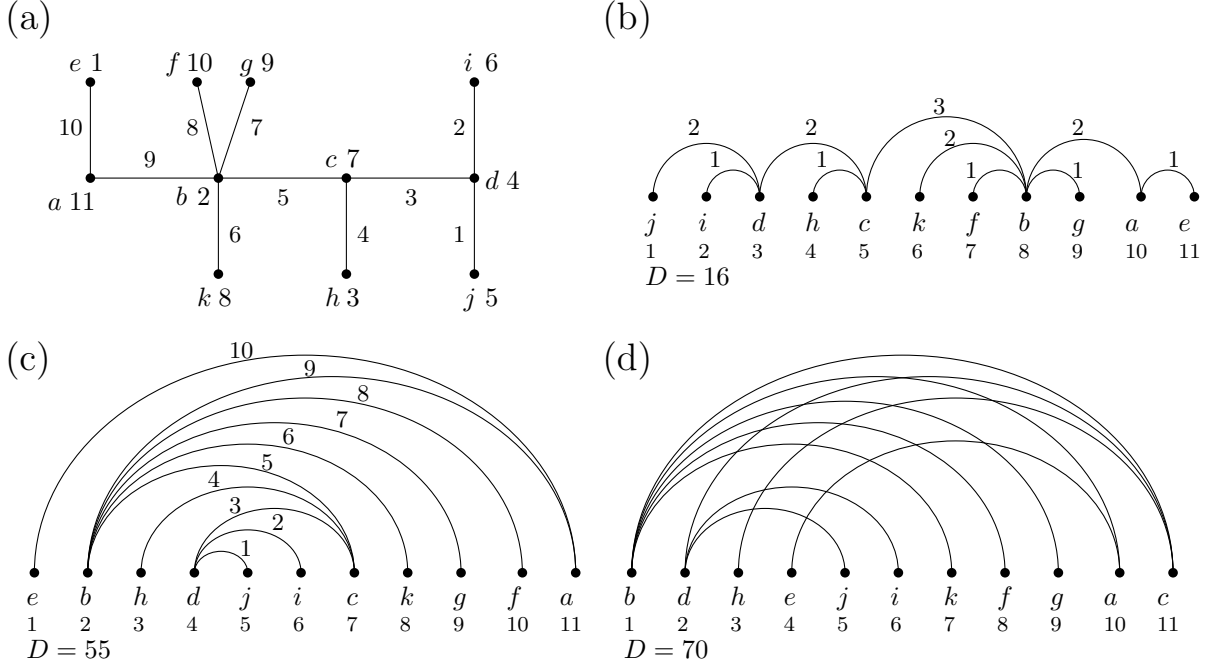


Figure 1: (a) A tree, whose vertices are labeled with letters  $a, \dots, h$ , and its graceful labeling, in numbers next to the vertices. Edges are labeled with the difference of the values in their endpoints. (b) A minimum arrangement of the tree in (a). (c) Linear arrangement of the graceful labeling in (a); it is also a maximum planar arrangement of the same tree [47]. (d) A maximum arrangement of the tree in (a).

In [44], we also find the solution to **MaxLA** for  $k$ -quasistar graphs  $Q^{(k)} \in \mathcal{Q}_n^{(k)}$ , star graphs where  $k$  edges have been subdivided once (thus  $0 \leq k \leq n-1$  and  $n = 2k + l + 1$ , where  $l \geq 0$  is the number of edges of the star that are not subdivided). The quasistar graph above is an instance with  $k = 1$ . It was shown that

$$M[D(Q^{(k)})] = \frac{(n-1-k)(n+3k)}{2}.$$

All of these results were accompanied by a construction of the linear arrangement that yields the corresponding cost.

Finally, thanks to the characterization of the trees that maximize **MaxLA** over all  $n$ -vertex free trees  $\mathcal{F}_n$ , it was found that the maximum **MaxLA** is achieved by a balanced bistar graph  $O \in \mathcal{O}_n$  [42]

$$\max_{T \in \mathcal{F}_n} \{M[D(T)]\} = M[D(O)]. \quad (6)$$

In this paper we provide theoretical results of **MaxLA**, and also empirical results of a study of the solutions of **MaxLA** obtained for all trees of  $n \leq 23$  vertices, and for trees of size  $24 \leq n \leq 45$  sampled uniformly at random (u.a.r), with a Branch and Bound (B&B) algorithm (Appendix A).

Among the theoretical results we find a new characterization of maximum arrangements, and the solution to **MaxLA** in cycle graphs and a recently introduced class of trees,  $k$ -linear trees  $\mathcal{L}_n^{(k)}$ , trees in which all of its vertices of degree  $\geq 3$  lie on a single induced path [41]. For that class, we cover  $k \leq 2$ , which comprises path graphs ( $k = 0$ ), spider graphs ( $k = 1$ ) and 2-linear trees ( $k = 2$ ). Given a bipartite graph  $B = (V_1 \cup V_2; E)$ , we present a constrained variant of **MaxLA** we call **bipartite MaxLA** whereby the maximum sum of edge lengths is computed among all *bipartite arrangements*, namely arrangements where the first vertices are those from  $V_1$  followed then by those from  $V_2$  (or vice versa). We devise an algorithm that solves **bipartite MaxLA** in time and space  $O(n)$ . Moreover, we present another constrained variant we call **1-thistle MaxLA**, defined for any graph, whereby the maximum is taken over all arrangements that contain exactly one vertex (which we call *thistle*) whose neighbors are arranged to either side in the arrangement and thus makes the arrangement *non-bipartite*, and devise an algorithm that typically runs, for unlabeled trees, in time  $O(n^3)$  to solve it. The combination of the two algorithms solves **MaxLA** in almost all trees and yields a high quality approximation to **MaxLA** on trees when it fails to do so.

Empirical results were obtained from the analyses of solutions of **MaxLA** calculated with the B&B algorithm, which applies the new characterization of maximum arrangements presented in this paper, as well as the previous results put forward by Nurse and De Vos [34, 39]; henceforth, the reader should assume that exact solutions of **MaxLA** mentioned in the text were obtained using said algorithm. These empirical results show that the solution to **MaxLA** coincides with that of **bipartite MaxLA** in at least 82.5% of all trees for  $n \leq 23$  vertices, and in at least 75% of all randomly sampled trees for  $24 \leq n \leq 45$  vertices at 99% confidence. This seems to indicate that the solution to **MaxLA** can be calculated in time  $O(n)$  for a vast amount of trees even when  $n$  is large; we present three major conjectures on such proportion, in particular on its lower bound and its speed of decay. This is at odds with **minLA** for trees: to the best of our knowledge, there does not exist a non-negligible class of trees for which **minLA** is solvable in time  $O(n)$ . Although **minLA** can be solved in caterpillar trees in time  $O(n)$  [19], this class vanishes as  $n$  increases. We have also observed that more than 90% of the ‘deviant’ cases in which **bipartite MaxLA** does not solve **MaxLA** are solved by **1-thistle MaxLA**. More precisely, **1-thistle MaxLA** solves more than 99% of the deviant cases for  $n \leq 23$ , and more than 96% of the deviant cases for  $24 \leq n \leq 45$  vertices at 99% confidence.

Finally, our algorithms can be applied in Quantitative Linguistics research since the average sentence length is at most 23 words in many languages<sup>2</sup> [35, Table 5]. We provide two methods: the B&B algorithm, which is fast enough for small trees, and in case **MaxLA** had to be solved on large trees and/or many trees, one could use the solution to **bipartite MaxLA** as a high quality approximation to the actual solution.

The remaining of the article is structured as follows. In Section 2, we introduce core definitions and notation. In Section 3, we review past research on **MaxLA**: we list and prove known characterizations of maximum arrangements. In Section 4 we present a new property of maximum linear arrangements of graphs, which is used throughout the remaining sections of the article. In Section 5, we describe the division of arrangements into two types: bipartite and non-bipartite arrangements, which allows us to calculate **MaxLA** as the maximum between a maximal bipartite arrangement (the solution to **bipartite MaxLA**) and a maximal non-bipartite arrangement. We show that the maximal bipartite arrangement of any bipartite graph can be calculated in time  $O(n)$ . Furthermore, we use the solutions of **MaxLA** obtained with the B&B algorithm to put forward the aforementioned major conjectures. In Section 6 are characterized the solution to **MaxLA** for cycle graphs and  $k$ -linear trees ( $k \leq 2$ ). In this section we directly apply the aforementioned property of maximum linear arrangements. In Section 7, we draw some concluding remarks and suggest future lines of research for **MaxLA**.

## 2 Preliminaries

Graphs are denoted as  $G = (V, E)$  where  $V$  and  $E$  are, respectively, the set of vertices and edges; unless stated otherwise  $n = |V|$ . Edges  $\{u, v\} \in E$  are denoted as  $uv$ . Bipartite graphs  $B = (V, E) = (V_1 \cup V_2, E)$  make up a special class of graphs in which the vertex set  $V$  can be partitioned into the sets  $V_1$  and  $V_2$  such that for every edge  $uv \in E(B)$  we have that  $u \in V_1$  and  $v \in V_2$  or vice versa. The vertices in  $V_1$  (resp.  $V_2$ ) are colored in blue (resp. red) in the figures of this paper.

The neighbors of a vertex  $u$  in a graph  $G$  is the set of vertices  $v$  adjacent to  $u$  in  $G$ , denoted as  $\Gamma(u) = \Gamma_G(u)$ ; the degree of a vertex  $u$  in  $G$  is the amount of neighbors it has  $d(u) = d_G(u) = |\Gamma_G(u)|$ . We omit the graph when it is clear from the context. The maximum degree over a set of vertices  $S \subseteq V$  is denoted as  $\Delta_S(G) = \max_{v \in S} \{d_G(v)\}$ ; that of a graph is denoted as  $\Delta(G) = \Delta_V(G)$ . Recall that graphs can be represented using an  $n \times n$  adjacency matrix  $A = \{a_{uv}\}$  where  $u, v \in V$  and  $a_{uv} = 1 \leftrightarrow uv \in E$ .

We denote *free trees* (simply referred to as *trees*) as  $T$ . *Rooted trees* are denoted as  $T^r$  where  $r$  is the root of the tree. In free trees, edges are undirected; in rooted trees edges are directed away from the root, and every vertex of the tree has a set of children which are said to be *siblings*. We denote the subtree of  $T^r$  rooted at  $u \in V$ , with  $u \neq r$ , as  $T_u^r$ . We denote the set of  $n$ -vertex free trees up to isomorphism as  $\mathcal{F}_n$ ; we denote its size as  $t_n = |\mathcal{F}_n|$ . See [52] for a list of values of  $t_n$ .

A *linear arrangement*  $\pi$  of a graph  $G = (V, E)$  is a bijection  $\pi : V \rightarrow [n]$ . We use  $\pi(u)$  to denote the position of vertex  $u$  in  $\pi$ , and  $\pi^{-1}(p)$  to denote the vertex at position  $p$  in  $\pi$ . For simplicity, we also denote the arrangement of the vertices of an  $n$ -vertex graph  $G$ , where  $V = \{u_1, \dots, u_n\}$  as an  $n$ -tuple  $\pi = (u_1, \dots, u_n)$ . For example, if  $V = \{u, v, w, x\}$  and  $\pi = (x, w, u, v)$  then  $\pi(x) = 1$ ,  $\pi(w) = 2$ , and so on. For any given graph  $G$  and an arrangement  $\pi$  of its vertices, we denote the length of any edge  $uv \in E(G)$  as  $\delta_\pi(uv)$  (Equation 1). We

<sup>2</sup>Sentences of human languages are often modeled using syntactic dependency *trees* in which vertices represent words and edges represent syntactic relationships [44].

define the arrangement's cost as the sum of all edge lengths  $\delta_\pi(uv)$ , denoted as  $D_\pi(G)$  (Equation 2). We denote the maximum  $D_\pi(G)$  over all arrangements of  $G$  as  $M[D(G)]$  (Equation 3). Furthermore, we denote the set of maximum arrangements of  $G$  as

$$\mathcal{D}^*(G) = \{\pi \mid D_\pi(G) = M[D(G)]\}.$$

It will be useful to define *directional degrees* [27] of a vertex in  $\pi$ . We can define the *left* (resp. *right*) *directional degree* of vertex  $u$  as the number of neighbors of  $u$  to the left (resp. right) of  $u$  in  $\pi$ . More formally,

$$\mathbf{l}_\pi(u) = |\{v \in \Gamma(u) \mid \pi(v) < \pi(u)\}|, \quad \mathbf{r}_\pi(u) = |\{v \in \Gamma(u) \mid \pi(u) < \pi(v)\}|.$$

Furthermore, we denote the set of neighbors of a vertex  $u$  of a graph  $G$  in a given interval of positions  $I \subseteq [1, n]$  as

$$\Phi_\pi^I(u) = \{v \in \Gamma(u) \mid \pi(v) \in I\}.$$

In order to tackle **MaxLA**, Nurse and De Vos [34, 39] identified two key features of arrangements of graphs: the *cut signature* and *level signature* of an arrangement.

**Cut signature** For a given arrangement  $\pi$  of  $G$ , Nurse and De Vos [34, 39] defined the *cut signature* of  $\pi$  as the  $(n-1)$ -tuple

$$C_\pi(G) = (c_\pi(1), \dots, c_\pi(n-1))$$

where  $c_\pi(p)$  denotes the *width of the  $p$ -th cut*. Each cut is located halfway between the  $p$ -th and the  $(p+1)$ -st positions of the arrangement. Cuts are a well-known concept in arrangements of graphs<sup>3</sup>; the width of a cut is defined as the number of edges that cross the infinite line that goes through the midpoint between said positions and is perpendicular to the line of the arrangement (Figure 2(b,c) shows an example of the cut signature). The width of the  $p$ -th cut can be defined as

$$c_\pi(p) = |\{uv \in E(G) \mid \pi(u) \leq p, p < \pi(v)\}|. \quad (7)$$

Notice that  $D_\pi(G)$  can be calculated as the sum of cut width values in the cut signature

$$D_\pi(G) = \sum_{p=1}^{n-1} c_\pi(p). \quad (8)$$

A simple argument to prove this equality is that every unit of edge length contributes to a unit of width for all the cuts an edge goes through (Figure 2(c)).

**Level signature** For a given arrangement  $\pi$  of  $G$ , Nurse and De Vos [34, 39] defined the *level signature* of an arrangement  $\pi = (u_1, u_2, \dots, u_{n-1}, u_n)$  as the  $n$ -tuple

$$L_\pi(G) = (l_\pi(u_1), l_\pi(u_2), \dots, l_\pi(u_{n-1}), l_\pi(u_n))$$

where  $l_\pi(u_i)$  is the *level value* of vertex  $\pi^{-1}(i)$ , defined as the difference of consecutive cut widths [34, 39],

$$l_\pi(u_i) = c_\pi(i) - c_\pi(i-1), \quad (9)$$

where  $c_\pi(0) = c_\pi(n) = 0$ . While this concept was defined in [34, 39] in the context of arrangements of directed graphs, the definition also applies to undirected graphs. It is easy to see that for undirected graphs and from the definition of an arrangement's cost in Equation 2 an equivalent definition of level can be obtained with the difference of right and left directional degrees [27]

$$l_\pi(u) = \mathbf{r}_\pi(u) - \mathbf{l}_\pi(u). \quad (10)$$

Figure 2(b) shows an example of a level signature. As noted in [34, 39], the  $p$ -th cut width value can be written as a function of the previous level values by applying Equation 9 recursively

$$c_\pi(p) = l_\pi(u_p) + c_\pi(p-1) = l_\pi(u_p) + l_\pi(u_{p-1}) + c_\pi(p-2) = \dots = \sum_{q=1}^p l_\pi(u_q). \quad (11)$$

---

<sup>3</sup>See, for instance, [12].

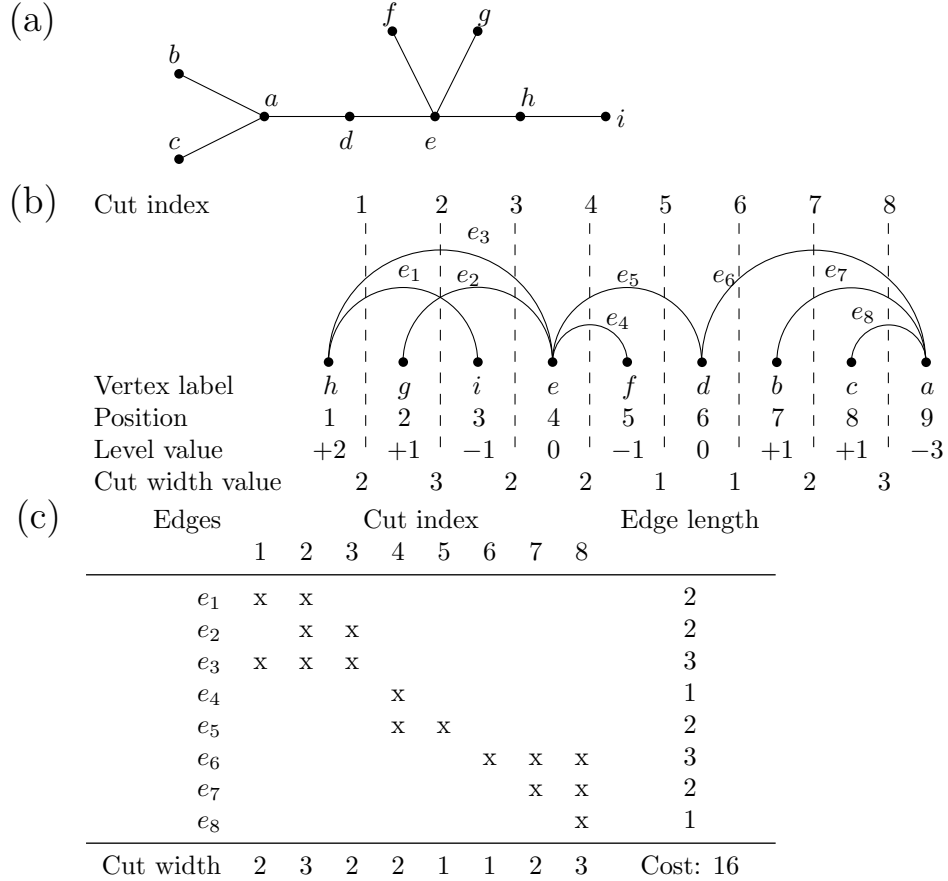


Figure 2: (a) A tree and (b) one of its arrangements. Under the arrangement are indicated, from top to bottom, the vertex labels of the tree, the positions of the vertices (from 1 to  $n$ ), the values of the levels per vertex, and the values of the cut widths. (c) Table indicating the cuts each vertex goes through, the length of each edge (rightmost column), the width of each cut (last row), and the total cost of the arrangement (bottom-right value).

Now, notice that the sum of all level values in any given arrangement  $\pi$  of any given graph  $G$  always equals 0 since

$$\sum_{i=1}^n l_{\pi}(u_i) = c_{\pi}(n) = 0. \quad (12)$$

Finally, after straightforward calculations, one can see that the cost of an arrangement can also be calculated using only the level values

$$D_{\pi}(G) = \sum_{p=1}^{n-1} c_{\pi}(p) = \sum_{p=1}^{n-1} \sum_{q=1}^p l_{\pi}(u_q) = \sum_{p=1}^{n-1} (n-p) l_{\pi}(u_p). \quad (13)$$

**Mirroring an arrangement** We use  $\tilde{\pi}$  to denote the *mirroring of an arrangement*. That is, if  $\pi$  is an arrangement of the vertices of a graph  $G$ ,

$$\pi = (u_1, u_2, \dots, u_{n-1}, u_n)$$

then  $\tilde{\pi}$  is simply the reverse ordering of the vertices, that is,

$$\tilde{\pi} = (u_n, u_{n-1}, \dots, u_2, u_1).$$

It is easy to see that  $l_{\pi}(u_i) = -l_{\tilde{\pi}}(u_i)$  and  $c_{\pi}(k) = c_{\tilde{\pi}}(n-k)$ .

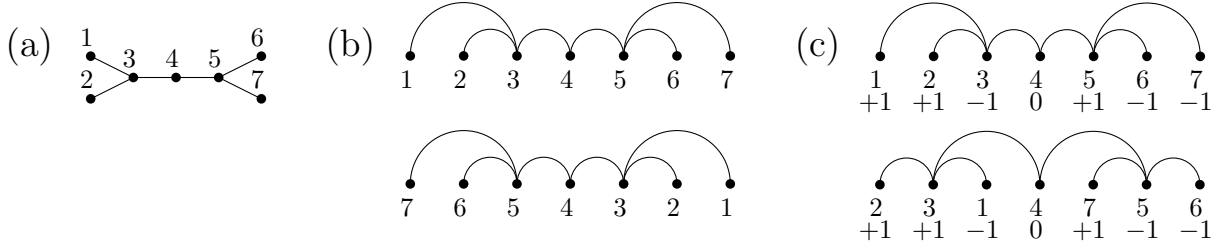


Figure 3: (a) A tree  $T$ . (b) A pair of edge-isomorphic arrangements of  $T$ . (c) A pair of level-isomorphic arrangements of  $T$  that are not edge-isomorphic.

**Arrangement isomorphism** Since we consider two arrangements  $\pi_1$  and  $\pi_2$  of a graph  $G$  to be equal if, and only if,  $\pi_1(u) = \pi_2(u)$  for all  $u \in V$ , it will be useful to define the concept of *arrangement isomorphism*. We say that  $\pi_1$  and  $\pi_2$  are *edge-isomorphic* if all edges overlap when one arrangement is drawn on top of the other. More formally, two arrangements  $\pi_1$  and  $\pi_2$  are edge-isomorphic if for every pair of positions  $p, q$ ,  $1 \leq p < q \leq n$ , it holds that

$$\begin{aligned} \pi_1^{-1}(p)\pi_1^{-1}(q) \in E(G) &\longleftrightarrow \pi_2^{-1}(p)\pi_2^{-1}(q) \in E(G) \quad \text{or} \\ \pi_1^{-1}(p)\pi_1^{-1}(q) \in E(G) &\longleftrightarrow \tilde{\pi}_2^{-1}(p)\tilde{\pi}_2^{-1}(q) \in E(G) \end{aligned}$$

Thus, in any arrangement of a graph  $G$ , exchanging vertices of degree 1 connected to the same vertex produces a different, yet edge-isomorphic arrangement of  $G$ . Furthermore, we say that two arrangements  $\pi_1$  and  $\pi_2$  are *level-isomorphic* if  $L_{\pi_1}(G) = L_{\pi_2}(G)$  or  $L_{\pi_1}(G) = L_{\tilde{\pi}_2}(G)$ . Figure 3 illustrates this. Notice that edge-isomorphism implies level-isomorphism, but not the other way around. As a corollary to this property, notice that two edge-isomorphic arrangements, or level-isomorphic arrangements, yield the same cost due to Equation 11.

### 3 Known properties of maximum linear arrangements

In this section we list four known properties of maximum arrangements, found by Nurse and De Vos [34, 39], of any  $n$ -vertex graph  $G = (V, E)$ , where  $V = \{u_1, \dots, u_n\}$ . We include their proofs to make the paper more self-contained. In all the properties presented below, let  $\pi^*$  be a maximum arrangement.

**Proposition 3.1** (Nurse and De Vos [34, 39]). *Let  $G$  be a disconnected graph. The components of  $G$ , denoted as  $H_i$ , are arranged maximally in  $\pi^*$ . That is,  $\pi^*$  restricted to  $H_i$ , denoted as  $\pi^*(H_i)$ , is a maximum arrangement of  $H_i$ .*

*Proof.* By contrapositive. Let  $\pi$  be an arrangement of  $G$  where  $\pi(H_i)$ , the arrangement  $\pi$  restricted to  $H_i$ , is not maximum. Then we can choose an arrangement of  $H_i$  with higher cost than that of  $\pi(H_i)$ , and rearrange the vertices of  $H_i$  within  $\pi$  accordingly. The resulting arrangement has a higher cost than  $\pi$  thus contradicting its maximality.  $\square$

In order to prove the remaining properties, we first establish a relationship between two arrangements  $\pi$  and  $\pi'$ , where  $\pi'$  results from swapping two arbitrary vertices  $v$  and  $w$  in  $\pi$ . This relationship establishes that the level and cut values of  $\pi'$  can be written as a function of the level and cut values of  $\pi$  and the amount of vertices neighbors of  $v$  and  $w$  have in the interval of positions  $[\pi(v), \pi(w)]$ .

**Lemma 3.2.** *Let  $G = (V, E)$  be any graph where  $V = \{u_1, \dots, u_n\}$ , and  $\pi$  an arrangement of its vertices*

$$\pi = (u_1, \dots, u_{i-1}, v, u_{i+1}, \dots, u_{j-1}, w, u_{j+1}, \dots, u_n)$$

*where  $v = u_i$  and  $w = u_j$  for two fixed  $i, j \in [n]$ . Now, let*

$$\pi' = (u_1, \dots, u_{i-1}, w, u_{i+1}, \dots, u_{j-1}, v, u_{j+1}, \dots, u_n)$$



be the arrangement where the positions of  $v$  and  $w$  have been swapped with respect to arrangement  $\pi$  and the other vertices are not moved. Due to Equations 10 and 11, we find the following relationships between the level values in  $\pi$  and  $\pi'$ :

$$l_{\pi'}(u_k) - l_{\pi}(u_k) = 0, \quad \forall k \in [1, i] \quad (14)$$

$$l_{\pi'}(w) - l_{\pi}(w) = 2(|\Phi_{\pi}^{(i,j)}(w)| + a_{vw}), \quad (15)$$

$$l_{\pi'}(u_k) - l_{\pi}(u_k) = 2(a_{vu_k} - a_{wu_k}), \quad \forall k \in (i, j) \quad (16)$$

$$l_{\pi'}(v) - l_{\pi}(v) = -2(|\Phi_{\pi}^{(i,j)}(v)| + a_{vw}), \quad (17)$$

$$l_{\pi'}(u_k) - l_{\pi}(u_k) = 0, \quad \forall k \in (j, n] \quad (18)$$

and the following relationships between the cut widths in  $\pi$  and  $\pi'$ :

$$c_{\pi'}(k) - c_{\pi}(k) = 0, \quad \forall k \in [1, i] \quad (19)$$

$$c_{\pi'}(k) - c_{\pi}(k) = l_{\pi}(w) - l_{\pi}(v) + 2(a_{vw} + |\Phi_{\pi}^{(i,j)}(w)| + |\Phi_{\pi}^{(i,k]}(v)| - |\Phi_{\pi}^{(i,k]}(w)|), \quad \forall k \in [i, j] \quad (20)$$

$$c_{\pi'}(k) - c_{\pi}(k) = 0, \quad \forall k \in [j, n], \quad (21)$$

where, recall,  $a_{vw} = 1 \leftrightarrow vw \in E$ .

*Proof.* The proof follows from straightforward calculations (Appendix B).  $\square$

The proofs of the remaining properties are all by contradiction.

**Proposition 3.3** (Nurse and De Vos [34, 39]). *The level signature of  $\pi^*$  is non-increasing, that is,  $l_{\pi^*}(u_1) \geq \dots \geq l_{\pi^*}(u_n)$ .*

*Proof.* Consider a maximum arrangement  $\pi$  of  $G$

$$\pi = (u_1, \dots, u_{i-1}, v, u_{i+1}, \dots, u_{j-1}, w, u_{j+1}, \dots, u_n)$$

where, by way of contradiction,  $l_{\pi}(v) < l_{\pi}(w)$ . First, assume that  $i + 1 = j$ . Swap vertices  $v$  and  $w$  to obtain

$$\pi' = (u_1, \dots, u_{i-1}, w, v, u_{j+1}, \dots, u_n).$$

Due to Lemma 3.2 we have that

$$\begin{aligned} c_{\pi'}(k) - c_{\pi}(k) &= 0, & \forall k \in [1, i] \cup [j, n] \\ c_{\pi'}(i) - c_{\pi}(i) &= l_{\pi}(w) - l_{\pi}(v) + 2a_{wv}. \end{aligned}$$

Since we assumed that  $l_{\pi}(v) < l_{\pi}(w)$ , we have that  $c_{\pi'}(i) - c_{\pi}(i) > 0$ . Therefore,  $D_{\pi'}(G) > D_{\pi}(G)$ .

In case  $i + 1 < j$  then can find a pair of vertices  $u_p$  and  $u_{p+1}$  with  $p \in [i, j]$  such that  $l_{\pi}(u_p) < l_{\pi}(u_{p+1})$ . We can apply the same reasoning above to vertices  $u_p$  and  $u_{p+1}$  to reach the same contradiction.  $\square$

**Proposition 3.4** (Nurse and De Vos [39]). *There is no edge  $uv \in E(G)$  such that  $l_{\pi^*}(u) = l_{\pi^*}(v)$ .*

*Proof.* Consider a maximum arrangement  $\pi$  of  $G$

$$\pi = (u_1, \dots, u_{a-1}, u_a, \dots, u_{i-1}, v, u_{i+1}, \dots, u_{j-1}, w, u_{j+1}, \dots, u_b, u_{b+1}, \dots, u_n)$$

in which  $l_{\pi}(u_{a-1}) > l_{\pi}(u_a) = l_{\pi}(u_b) > l_{\pi}(u_{b+1})$  for some  $a, b$  such that  $1 \leq a \leq i < j \leq b \leq n$ , and assume that  $vw \in E(G)$ . By Proposition 3.3 we have that  $l_{\pi}(u_a) = \dots = l_{\pi}(u_b)$ .

First, consider the case in which  $v$  and  $w$  have no neighbors in the interval  $(i, j)$ . Swapping  $v$  and  $w$  produces

$$\pi' = (u_1, \dots, u_{a-1}, u_a, \dots, u_{i-1}, w, u_{i+1}, \dots, u_{j-1}, v, u_{j+1}, \dots, u_b, u_{b+1}, \dots, u_n)$$

in which, by Lemma 3.2,

$$c_{\pi'}(k) - c_{\pi}(k) = 0 \quad \forall k \in [1, i], \quad c_{\pi'}(k) - c_{\pi}(k) = 2 \quad \forall k \in [i, j], \quad \text{and} \quad c_{\pi'}(k) - c_{\pi}(k) = 0 \quad \forall k \in [j, n].$$

Then  $c_{\pi'}(k) > c_{\pi}(k)$  for all  $k \in [i, j]$  which implies that  $D_{\pi'}(G) > D_{\pi}(G)$  (Equation 8).

In case either of  $v$  or  $w$  have neighbors in the interval  $(i, j)$  then there exists another pair of vertices  $u_p$  and  $u_q$ , such that  $|p - q| < |i - j|$ , both  $p, q \in [i, j]$ ,  $u_p u_q \in E(G)$  and vertices  $u_p$  and  $u_q$  have no neighbors in the interval  $(p, q)$ . We can apply the argument above to this pair of vertices to reach the same contradiction.  $\square$



**Proposition 3.5** (Nurse and De Vos [39]). *Permuting vertices of equal level in  $\pi^*$  does not change the cost of  $\pi^*$ .*

*Proof.* Consider a maximum arrangement  $\pi$  of  $G$

$$\pi = (u_1, \dots, u_{p-1}, u_p, \dots, u_{i-1}, v, u_{i+1}, \dots, u_{j-1}, w, u_{j+1}, \dots, u_q, u_{q+1}, \dots, u_n)$$

in which  $l_\pi(u_{p-1}) > l_\pi(u_p) = l_\pi(u_q) > l_\pi(u_{q+1})$  for some  $1 \leq p < q \leq n$ . By Proposition 3.3, the vertices  $u_p, \dots, u_q$  have the same level value, that is,  $l_\pi(u_p) = \dots = l_\pi(u_q)$ . Due to Proposition 3.4,  $a_{vw} = 0$ , and also  $v$  and  $w$  do not have neighbors in the interval of positions  $(i, j)$  in  $\pi$ . Let  $\pi'$  be the result of swapping  $v$  and  $w$  in  $\pi$ . Due to Lemma 3.2  $C_{\pi'}(G) = C_\pi(G)$  and therefore, due to Equation 8,  $D_{\pi'}(G) = D_\pi(G)$ .  $\square$

Notice that Propositions 3.3 and 3.4 establish necessary conditions for an arrangement of a graph to be maximum and that Proposition 3.5 states that all orderings of equal-level vertices are equivalent cost-wise, thus greatly reducing the combinatorial exploration when finding a maximum arrangement. Also, notice that permuting vertices of equal level value yields level-isomorphic arrangements (Section 2).

## 4 A new property of maximum arrangements of graphs

Here we identify a new property of maximum arrangements of graphs concerning the distribution of the vertices of branchless paths in maximum arrangements. In these paths of  $k$  vertices,  $k - 2$  vertices have degree exactly 2, and the endpoints have degree different from 2. More formally, a branchless path  $P$  (of  $k - 1$  edges) with vertices  $(u_1, \dots, u_k)$  of a graph  $G = (V, E)$  is a maximal sequence of vertices  $u_1, \dots, u_k \in V$  such that

1.  $\{u_i, u_{i+1}\} \in E$  for all  $1 \leq i \leq k - 1$ ,
2.  $d(u_i) = 2$  for all  $2 \leq i \leq k - 1$ , and
3.  $d(u_1) \neq 2$  and  $d(u_k) \neq 2$ .

We refer to the vertices  $\{u_2, \dots, u_{k-1}\}$  of  $P$  as the *internal vertices* of the path. The *length* of these paths is measured in edges and equal to  $k - 1$ . We say that a branchless path is a *bridge path* if  $d(u_1) \geq 3$  and  $d(u_k) \geq 3$ .

Now follows a characterization of the level values of the vertices of branchless paths in maximum arrangements of a given graph.

**Lemma 4.1** (Path Optimization Lemma). *Let  $\pi^*$  be a maximum arrangement of a graph  $G = (V, E)$ . Let  $P$  be any of the branchless paths in  $G$ . Let  $u_1, \dots, u_k$  be its vertices, where  $u_1$  and  $u_k$  are its endpoints, and let  $d_1 = d(u_1)$  and  $d_k = d(u_k)$  be its degrees. Then,*

- (i) *For  $d_1 \geq 1$  and  $d_k = 1$ , none of the internal vertices of  $P$  is a thistle (that is, with level 0) in  $\pi^*$ .*
- (ii) *For  $d_1 \geq 3$  and  $d_k \geq 3$ , then*
  - *There is at most one internal vertex of  $P$  that is a thistle (that is, with level 0) in  $\pi^*$ ,*
  - *If one of the internal vertices is a thistle vertex in  $\pi^*$ , say  $u_i$ , then for any other internal vertex  $u_j$  there is a maximum arrangement  $\pi_2^*$  with  $u_j$  as a thistle vertex and  $u_i$  is not a thistle vertex.*

For this proof we assume an orientation of the edges in  $P$  in the direction from  $u_1$  to  $u_k$ . We prove Lemma 4.1(ii) by performing swaps of certain vertices in a starting arrangement  $\pi$  until we increase the cost or we reach a situation where Proposition 3.4 is contradicted. We prove Lemma 4.1(i) by performing a series of equal-cost swaps of vertices until the last swap in the series increases the cost of the arrangement. All these swaps are illustrated in Figure 4.

*Proof of Lemma 4.1(ii).* Let  $\pi$  be a maximum arrangement of  $G$  (thus it satisfies Propositions 3.3 to 3.5). Suppose that at least two internal and non-adjacent vertices of  $P$  are placed in  $\pi$  in such a way that their level value is 0. In the orientation of  $P$ , let  $v$  be the first vertex such that  $l_\pi(v) = 0$ , and let  $z$  be the next vertex after  $v$  in  $P$  such that  $l_\pi(z) = 0$ . We do not assume any particular value for the level of the other vertices. Now, traverse the vertices of the path  $P$  starting at  $u_1$  towards  $u_k$  while identifying triples of vertices  $(s, w, x)$  (edges  $(s, w)$ ,  $(w, x)$  in the orientation of  $P$ ) such that  $l_\pi(w) = 0$  and  $s$  is a vertex  $u_i$  with  $i \geq 1$ , and  $x$  is a

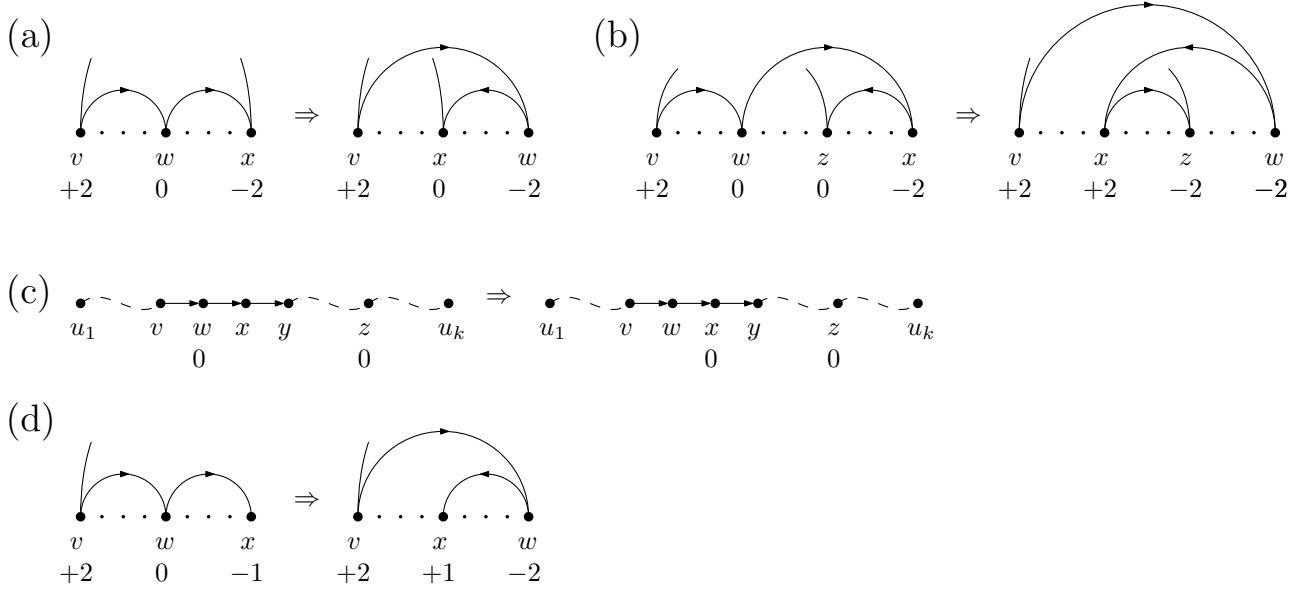


Figure 4: Proof of Lemma 4.1. Different types of swaps of the vertices of a branchless path  $P$ . (a) Equal-cost swap of vertices such that the levels of the swapped vertices remain constant position-wise;  $x$  has no neighbors to the right of  $w$ . The swap is of the same nature if the orientation is reversed. (b) Swap of two vertices that disturbs the level signature, thus increasing the cost of the arrangement; similar to case (a) but  $x$  has a neighbor to the right of  $w$ . (c) Depiction of the level 0 being 'pushed' along the path  $P$  towards vertex  $z$  when the swap in (a) is applied. (d) Increasing-cost swap applied to triples of vertices where the last vertex is a leaf.

vertex  $u_j$  with  $j < k$ . For every such triple, swap its last two vertices. This is illustrated in Figures 4(a,b). Notice that after applying the swaps in Figures 4(a,b), either (1) the level values change (Figure 4(b)) or (2) the level values remain constant position-wise (Figure 4(a)). If (1) the vertices are arranged in such a way that the levels change, then the cost of the arrangement increases (Lemma 3.2) and we are done. When (2) the level values remain constant position-wise, the cost of the arrangement does not change. In this case, notice that after every swap the vertex of  $P$  with level 0 in  $\pi$  closest to  $u_1$  (in  $P$ ) is 'pushed' one vertex closer to  $z$  (in  $P$ ); this is illustrated in Figure 4(c). By repeated application of these swaps we obtain another arrangement, denoted as  $\pi'$ , where there will be two vertices  $u_i$  and  $u_{i+1}$  of  $P$  ( $u_i u_{i+1} \in E$ ) such that  $l_{\pi'}(u_i) = l_{\pi'}(u_{i+1}) = 0$  which contradicts Proposition 3.4. Since  $\pi'$  cannot be maximum and has the same cost as  $\pi$ , we conclude that  $\pi$  cannot be maximum either and thus at most one internal vertex of  $P$  has level 0 in  $\pi$ .

Finally, notice that when there is only one internal vertex of  $P$  with level 0, we can apply the swaps in Figure 4(a) to change the thistle vertex of  $P$  for another while keeping the cost of the arrangement constant.  $\square$

*Proof of Lemma 4.1(i).* Again, let  $\pi$  be a maximum arrangement of  $G$  (thus it satisfies Propositions 3.3 to 3.5). Due to Lemma 4.1(ii), there is at most one thistle vertex with level 0. Assume that exactly one of the internal vertices of  $P$  has level value 0 in  $\pi$ . Using a reasoning very similar to the one above, traverse the vertices of  $P$  starting at  $u_1$  while identifying triples of vertices  $(v, w, x)$  such that  $l_\pi(w) = 0$ ; apply the equal-cost swaps on the triples  $(v, w, x)$  where  $v$  is a vertex  $u_i$  with  $i \geq 1$ , and  $x$  is a vertex  $u_j$  with  $j \leq k$  (Figure 4(a)). Eventually, the last such triple will be  $(v, w, x)$  with  $w = u_{k-1}$  and  $x = u_k$ , and thus  $d(x) = 1$  and  $l_\pi(x) \in \{+1, -1\}$ . The swap to be applied in this case increases the cost of the arrangement (Figure 4(d)) thus contradicting the assumption that  $\pi$  is maximum.  $\square$

Notice that Lemma 4.1 tells us the distribution of the vertices of branchless paths in a maximum arrangement without making assumptions about the overall structure of the graph. As it will be seen in the next section, Lemma 4.1 is instrumental in proving results on trees and in improving the efficiency of the Branch and Bound in Appendix A.

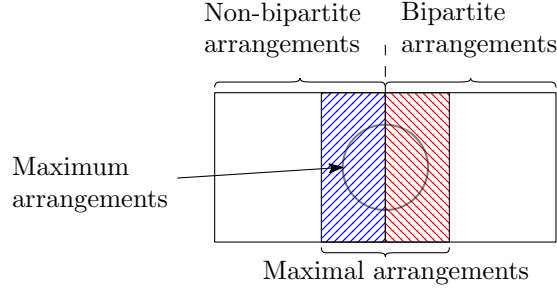


Figure 5: Diagram to illustrate the terminology concerning bipartite and non-bipartite arrangements. This figure shows all  $n!$  arrangements of a graph divided into non-bipartite (left half) and bipartite (right half) arrangements. Left and right regions indicate, respectively, *maximal* non-bipartite and *maximal* bipartite arrangements. The filled circle in the intersection marks *maximum* arrangements. Notice that the actual intersection needs not cover both sides of the division.

## 5 Bipartite and non-bipartite arrangements

In this section we introduce two types of arrangements, *bipartite* and *non-bipartite* arrangements, which split the whole set of  $n!$  arrangements of any bipartite graph and help us tackle **MaxLA** methodically. Obviously, each division contains arrangements that are maximum among arrangements of the same type. Thus, we speak of *maximal bipartite arrangement* (resp. *maximal non-bipartite arrangement*) to refer to an arrangement that is maximum among bipartite (resp. non-bipartite) arrangements. In order to ease our discourse, we say that a graph  $G$  is (resp. not) maximizable by a specific arrangement  $\pi$  if its set of maximum arrangements  $\mathcal{D}^*(G)$  contains (resp. does not contain)  $\pi$ . More specifically, we say that a graph  $G$  is *maximizable by a bipartite arrangement* (resp. *non-bipartite arrangement*) if  $\mathcal{D}^*(G)$  contains a bipartite (resp. non-bipartite) arrangement. While an arrangement (of any type) can be maximal (maximum in its own part) it needs not be maximum among all  $n!$  arrangements. Figure 5 illustrates all this terminology. Since the union of all bipartite and non-bipartite arrangements make up the whole space of  $n!$  arrangements, it is easy to see that the solution to **MaxLA** is simply the maximum between a maximal bipartite arrangement and a maximal non-bipartite arrangement. For the sake of brevity, we refer to the cost of a maximum arrangement of  $G$ , that is, the value of **MaxLA** of  $G$ , as *the maximum cost* of  $G$ ; we refer to the cost of a maximal bipartite arrangement (resp. maximal non-bipartite arrangement) of a tree  $G$  as *the maximal bipartite cost* (resp. *the maximal non-bipartite cost*) of  $G$ . The motivation for this division lies in the fact, proven later in this section, that any maximal bipartite arrangement of any  $n$ -vertex tree is constructible in time and space  $O(n)$ . And, crucially, the fact that the proportion of trees that are maximizable by a bipartite arrangement over all  $n$ -vertex trees is large as we show later.

We start by formally defining the concepts of bipartite and non-bipartite arrangements in Section 5.1. In Section 5.2 we move on to proving that maximal bipartite arrangements of  $n$ -vertex trees can be constructed in time and space  $O(n)$ ; in Section 5.3, we formally present three conjectures concerning the proportion of trees that are maximizable by a bipartite arrangement over all  $n$ -vertex trees, as  $n$  tends to infinity. In Section 5.4 we devise an algorithm to construct a special case of maximal non-bipartite arrangements which will be useful in further sections. Finally, in Section 5.5 we do an empirical study of the distance (in cost) between a maximal bipartite arrangement and a maximum arrangement (when these two do not coincide).

### 5.1 Formal definitions

We say that a linear arrangement  $\pi$  of a bipartite graph  $B = (V_1 \cup V_2, E)$  is a *bipartite arrangement* if for every pair of vertices  $u, v \in V_1$  there is no vertex  $w \in V_2$  such that  $\pi(u) < \pi(w) < \pi(v)$ . Thus

$$\max_{u \in V_1} \{\pi(u)\} < \min_{u \in V_2} \{\pi(u)\}.$$

Equivalently, let  $V_1 = \{u_1, \dots, u_{n_1}\}$  and  $V_2 = \{v_1, \dots, v_{n_2}\}$ . The linear ordering of the vertices in a bipartite arrangement of a bipartite graph  $B$  is one of the following two

$$(u_{i_1}, \dots, u_{i_p}, v_{j_1}, \dots, v_{j_q}), \quad (v_{j_1}, \dots, v_{j_q}, u_{i_1}, \dots, u_{i_p}),$$

where  $\{i_1, \dots, i_p\}$  is a permutation of  $\{1, \dots, n_1\}$ , and  $\{j_1, \dots, j_q\}$  is a permutation of  $\{1, \dots, n_2\}$ . A *non-bipartite arrangement* of a graph is simply an arrangement that is not bipartite.

We denote the set of bipartite arrangements of a graph  $G$  as  $\mathcal{B}(G)$ . The maximum sum of edge lengths over bipartite arrangements, that is, the solution to **bipartite MaxLA**, is denoted as  $M_{\text{bip}}[D(G)]$ , and the set of maximal bipartite arrangements as  $\mathcal{B}^*(G)$ . Formally,

$$M_{\text{bip}}[D(G)] = \max_{\pi \in \mathcal{B}(G)} \{D_\pi(G)\}, \quad \text{and} \quad \mathcal{B}^*(G) = \{\pi \in \mathcal{B}(G) \mid D_\pi(G) = M_{\text{bip}}[D(G)]\}.$$

Obviously, if  $G$  is not bipartite,  $\mathcal{B}(G) = \emptyset$  and thus  $M_{\text{bip}}[D(G)] = 0$ . Notice that  $\mathcal{B}^*(G)$  is the red shaded region in Figure 5.

Similarly, we denote the set of non-bipartite arrangements of a graph  $G$  as  $\bar{\mathcal{B}}(G)$ . The maximum sum of edge lengths over non-bipartite arrangements, that is, the solution to **non-bipartite MaxLA**, is denoted as  $M_{\text{no-bip}}[D(G)]$ , and the set of maximal non-bipartite arrangements as  $\bar{\mathcal{B}}^*(G)$ . Formally,

$$M_{\text{no-bip}}[D(G)] = \max_{\pi \in \bar{\mathcal{B}}(G)} \{D_\pi(G)\}, \quad \text{and} \quad \bar{\mathcal{B}}^*(G) = \{\pi \in \bar{\mathcal{B}}(G) \mid D_\pi(G) = M_{\text{no-bip}}[D(G)]\}.$$

Notice that  $\bar{\mathcal{B}}^*(G)$  is the blue shaded region in Figure 5. Then, for any given graph  $G$ ,

$$M[D(G)] = \max\{M_{\text{bip}}[D(G)], M_{\text{no-bip}}[D(G)]\}.$$

If a graph  $G$  is maximizable by a bipartite (resp. non-bipartite) arrangement then  $\mathcal{B}^*(G) \subseteq \mathcal{D}^*(G)$  (resp.  $\bar{\mathcal{B}}^*(G) \subseteq \mathcal{D}^*(G)$ ). If  $G$  is maximizable *only* by a bipartite (resp. non-bipartite) arrangement then  $\mathcal{B}^*(G) = \mathcal{D}^*(G)$  (resp.  $\bar{\mathcal{B}}^*(G) = \mathcal{D}^*(G)$ ). If  $G$  is maximizable by both bipartite and non-bipartite arrangements then  $\mathcal{B}^*(G) \cup \bar{\mathcal{B}}^*(G) = \mathcal{D}^*(G)$ .

It is easy to see that in any bipartite arrangement  $\pi$ , all vertices always have as level value their degree (or minus degree), more formally, for every  $u \in V$ ,  $|l_\pi(u)| = d(u)$ . This basic fact follows from the definition of bipartite arrangements: all neighbors of  $u$  are all arranged to either its left or to its right. Non-bipartite arrangements, however, must contain at least one vertex  $v$  whose neighbors are arranged to both sides of  $v$  in the arrangement. We call such vertices *thistle*: a vertex  $v$  is a *thistle vertex in an arrangement*  $\pi$  if  $|l_\pi(v)| < d(v)$ . Thus it follows that a non-bipartite arrangement is one in which there exists at least one thistle vertex, and a bipartite arrangement is an arrangement where there are no thistle vertices. We use  $\pi_B^*$  to denote a maximal bipartite arrangement, and  $\pi_{\bar{B}}^*$  to denote a maximal non-bipartite arrangement.

We now define yet another variant of **MaxLA** whereby the maximum is taken over all (non-bipartite) arrangements with exactly one thistle vertex, denoted as  $\bar{\mathcal{B}}_{1t}(G)$ . We call this variant **1-thistle MaxLA** and define it as

$$M_{1t}[D(G)] = \max_{\pi \in \bar{\mathcal{B}}_{1t}(G)} \{D_\pi(G)\}, \quad \text{and} \quad \bar{\mathcal{B}}_{1t}^*(G) = \{\pi \in \bar{\mathcal{B}}_{1t}(G) \mid D_\pi(G) = M_{1t}[D(G)]\}.$$

But not all vertices in a tree can be thistle vertices in a maximum arrangement. Even when a tree has many potential thistles, not all of them need to be thistles in the same maximum arrangement, nor all of them are thistles in some maximum arrangement. It is important to notice, however, that the property of being a thistle vertex depends on its position in an arrangement and it is unknown if that can be determined using the graph's structure alone in all cases. Accordingly, we define  $\Psi(T)$  as the *set of potential number of thistle vertices of a tree*.

**Property 5.1.** *The number of potential thistle vertices of a tree  $T$  is*

$$|\Psi(T)| = H(T) + I(T), \tag{22}$$

where  $H(T)$  is the number of vertices of degree  $\geq 3$  and  $I(T)$  is the number of bridge paths.

*Proof.* Due to Lemma 4.1(i), the internal vertices of leaf-ended branchless paths cannot be thistle. While all the internal vertices of a bridge path may be thistles, due to Lemma 4.1(ii) at most one of them can be a thistle in a maximum arrangement. The remaining vertices are those of degree  $\geq 3$ . Hence the property.  $\square$

## 5.2 Bipartite MaxLA

Now we prove that a maximal bipartite arrangement of any  $n$ -vertex (bipartite) graph, that is, the solution to **bipartite MaxLA**, can be constructed in time and space  $O(n)$ . This is key to many of the results proven later in this article and follows from Propositions 3.3 to 3.5.

**Theorem 5.2.** *A maximal bipartite arrangement of an  $n$ -vertex bipartite graph can be constructed in time and space  $O(n)$ .*

*Proof.* Let  $B = (V_1 \cup V_2, E)$  be an  $n$ -vertex bipartite graph, where  $V_1$  and  $V_2$  are the two partitions of vertices for which every edge  $uv \in E$  is such that  $u \in V_1$  and  $v \in V_2$ . W.l.o.g., in any bipartite arrangement  $\pi$  of  $B$  the vertices of  $V_1$  are arranged first and the vertices of  $V_2$  are arranged second in the arrangement. Therefore, for any  $u \in V_1$  we must have  $l_\pi(u) = +d(u)$ , and for  $v \in V_2$  we must have  $l_\pi(v) = -d(v)$ . By Proposition 3.3, vertices in  $V_1$  must be placed in the arrangement non-increasingly by degree, and the vertices in  $V_2$  must be placed non-decreasingly by degree. Now, since Proposition 3.3 is satisfied by construction and Proposition 3.4 is satisfied by definition of bipartite arrangement, and these describe necessary conditions for an arrangement to be maximum, the result is a maximal bipartite arrangement. Recall that the vertices with the same level value can be ordered arbitrarily (Proposition 3.5).

For the sake of clarity, the steps to construct such arrangements are given in Algorithm 5.1. The algorithm constructs a maximal bipartite arrangement by first ordering the vertices in  $V_1^*$  and in  $V_2^*$  following the description above. This sorting step can be done in time and space  $O(n)$  using counting sort [20] since we want to sort  $O(n)$  elements where the keys used to sort them (their degrees) range in the interval  $[1, n)$ . Then, it arranges first the vertices  $V_1^*$  in the order they appear in  $V_1^*$ , then continue arranging the vertices of  $V_2^*$  also in the order in which they appear in  $V_2^*$ . Both steps can be done in time  $O(n)$ .  $\square$

---

**Algorithm 5.1:** Bipartite MaxLA in time and space  $O(n)$ .

---

**Input:**  $B$  a bipartite graph.

**Output:** A maximal bipartite arrangement of  $B$ .

```

1 Function MAXIMALBIPARTITEARRANGEMENT( $B$ ) is
2    $V_1, V_2 \leftarrow$  Proper coloring of the vertices of  $B$  with two colors. // Cost:  $O(n)$ 
3    $V_1^* \leftarrow$  non-increasing ordering of  $V_1$  by vertex degree // Cost:  $O(n)$  with counting sort [20]
4    $V_2^* \leftarrow$  non-decreasing ordering of  $V_2$  by vertex degree // Cost:  $O(n)$  with counting sort [20]
5    $\pi_B^* \leftarrow (V_1^* : V_2^*)$  // Construct  $\pi_B^*$  by arranging  $V_1^*$  and  $V_2^*$  accordingly. Cost:  $O(n)$ 
6   return  $\pi_B^*$ 

```

---

Notice that when the partition  $(V_1, V_2)$  of the bipartite graph is known, Algorithm 5.1 only needs knowledge on vertex degrees, that is, connectivity information (neighborhood of vertices) is no longer required.

Algorithm 5.1 is similar to the randomized algorithm devised by Hassin and Rubinfeld [21, Figure 4], who devised a 2-approximation algorithm to solve **MaxLA** in any general weighted graph  $G = (V, E)$ . Their algorithm makes a random partition of  $V$  into two sets  $V_1$  and  $V_2$  and then arranges first the vertices in  $V_1$  and then the vertices in  $V_2$ . The placement of the vertices is done such that the sum of the weight of the edges incident to a vertex is non-increasing among  $V_1$  and non-decreasing among  $V_2$ . In our setting, the edges have all weight equal to 1 and the sorting is by degree.

It is important to point out that the known solutions of **MaxLA** for particular classes of trees cited in Section 1 are all obtained by constructing maximal bipartite arrangements.

## 5.3 Major conjectures

Perhaps against all intuition, we have observed that the proportion of  $n$ -vertex trees that are maximizable by a bipartite arrangement over all  $t_n$  trees is large. This proportion,  $p_n$ , is formally defined as

$$p_n = \frac{b_n}{t_n}, \quad (23)$$

where  $b_n$  is the number of  $n$ -vertex trees that are maximizable by a bipartite arrangement

$$b_n = |\{T \in \mathcal{F}_n \mid \mathcal{B}^*(T) \subseteq \mathcal{D}^*(T)\}|.$$

The value of  $p_n$  is shown in Figure 6 for  $n \leq 45$ . It shows its exact value for  $n \leq 23$  (solid, red line), and an approximation, denoted as  $\tilde{p}_n$ , for  $24 \leq n \leq 45$  (dashed, blue line). Notice that  $p_n \geq 0.825$  for  $n \leq 23$ , and  $\tilde{p}_n \geq 0.75$  with 99% confidence for  $24 \leq n \leq 45$ . Trees were enumerated exhaustively with the algorithm in [13]. The approximation has been calculated via uniformly random sampling of trees with the algorithm in [10]: we used  $10^5$  samples for  $24 \leq n \leq 30$ ,  $10^4$  samples for  $31 \leq n \leq 40$ , and  $10^3$  samples for  $n \geq 41$ . Table 3 presents the figures used to make Figure 6; the values  $b_n$  are shown in column ‘Admit Bip’ and  $p_n$  is the ratio between ‘Admit Bip’ and ‘Total trees’.

We now present two conjectures concerning the lower bound of  $p_n$  as  $n$  goes to infinity.

**Conjecture 5.3** (Strong bipartition). *The value of  $p_n$  as  $n$  tends to infinity is large. More formally,*

$$\lim_{n \rightarrow \infty} p_n = c.$$

*The statistical analyses in Appendix C and Figure 6(bottom) suggest  $c \approx 0.5$ .*

Figure 6(bottom) together with the statistical analyses in Appendix C suggest that the necessary conditions for Conjecture 5.3 to be true hold. We fit different models to the values of  $p_n$  and the best models all have an additive term (Equations 39 and 41), which acts as a lower bound of the function being fit to the data. The value of these models is at least 0.574. However, since  $p_n$  could fall below this value when  $n$  grows large, we pose a weaker version of the previous conjecture.

**Conjecture 5.4** (Weak bipartition). *Same as Conjecture 5.3, with  $c > 0$ .*

Although both conjectures above could be false, we could still have that  $p_n$  decays slowly; if this were true, chances of solving MaxLA correctly using Bipartite MaxLA would be quite high until  $n$  becomes large. The statistical analyses in Appendix C suggest that the decay is power-law-like with a small exponent.

**Conjecture 5.5** (Slow decay).  *$p_n$  decays “slowly”. We conjecture  $p_n = \Theta(n^{-b})$  for some  $b \in (0, 1)$ .*

We lack a proper characterization of the trees that are maximizable by bipartite arrangements. Nevertheless, the correlation tests in Tables 6 and 7 indicate a decrease in the amount of trees maximizable by a bipartite arrangement as  $|\Psi(T)|$  increases. Notice that for sufficiently small  $k = |\Psi(T)|$ ,  $p_{n|k}$ , the value of  $p_n$  when conditioning on  $k$ , satisfies  $p_{n|k} > p_n$ , showing that  $k$  contains information about whether a tree is maximizable by a bipartite arrangement.

## 5.4 Maximal non-bipartite arrangements of trees

One key observation to understand the structure of non-bipartite arrangements of a tree is that these can be split into several arrangements, each of which is restricted to the vertices of the connected components we obtain by removing all the thistle vertices from the tree. All of these smaller arrangements are bipartite arrangements: if they were not bipartite arrangements we would find more thistle vertices in the arrangement than those we used to split the tree, a contradiction. Figure 7 illustrates this with two maximum (non-bipartite) arrangements of one and two thistle vertices respectively. This observation needs not hold for bipartite graphs with cycles, or more general graphs, since the removal of these vertices may not disconnect the graph. Now, following Proposition 3.1, in a maximal non-bipartite arrangement, the connected components resulting from removing the thistle vertices from the tree must be arranged in maximal bipartite arrangements.

Next we explain how to construct a maximal non-bipartite arrangement of a tree with a unique, known thistle vertex (said vertex is given as part of the input of the algorithm). This algorithm is particularly useful to construct maximal non-bipartite arrangements of those trees that are known to have at most one thistle vertex. We use it later to tackle 1-thistle MaxLA.

**Theorem 5.6.** *Maximal non-bipartite arrangements of any  $n$ -vertex tree  $T = (V_1 \cup V_2, E)$  with a single thistle vertex  $t \in V_1 \cup V_2$  can be constructed in time  $O(n2^d)$ , where  $d = d(t)$ , and space  $O(n)$ .*

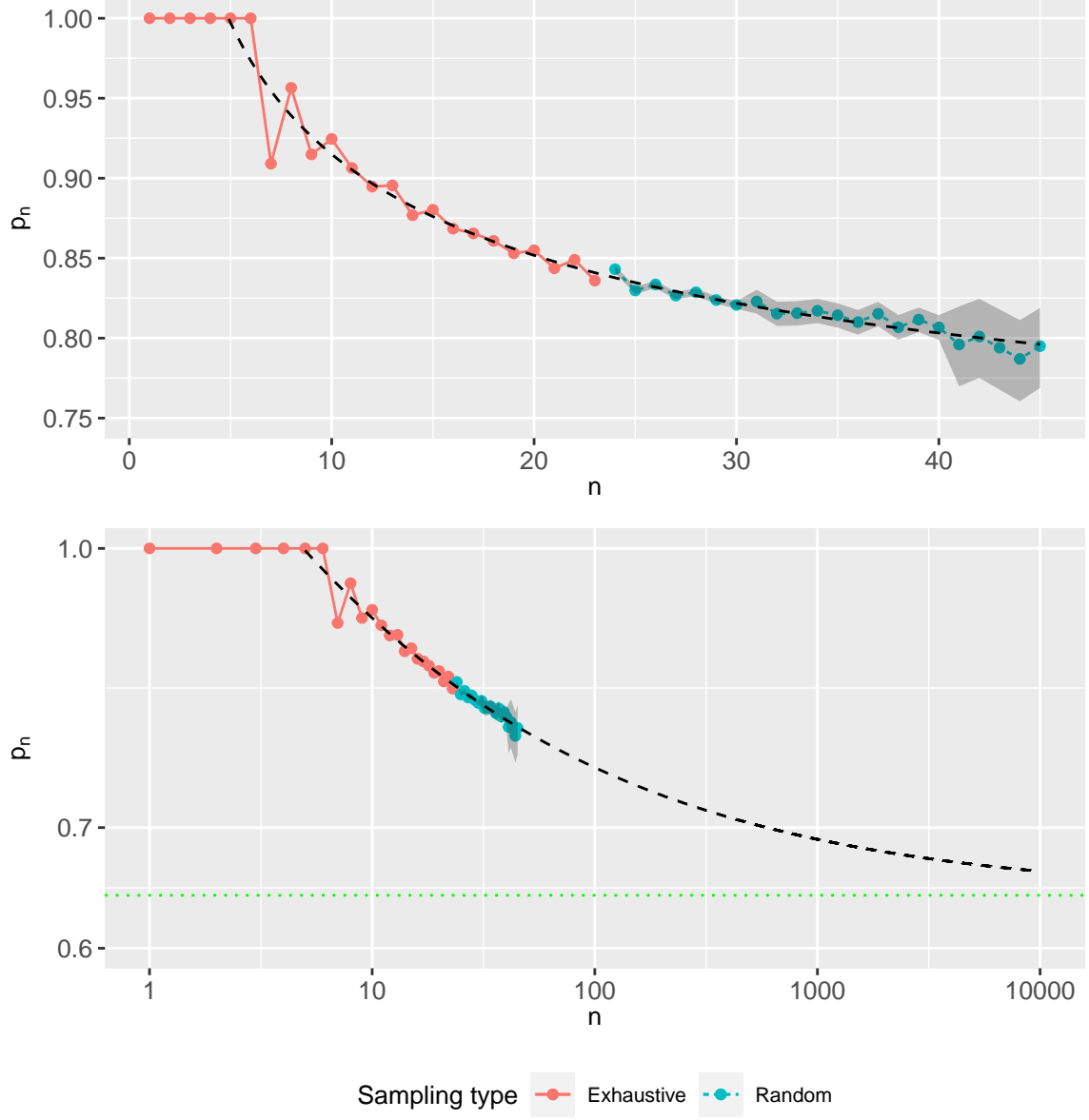


Figure 6: The exact value of  $p_n$  for  $n \leq 23$ , and an approximation of  $p_n$  via random sampling for  $24 \leq n \leq 45$ . The gray area around the random sampling data shows a confidence interval obtained with a bootstrap method [17] at 99% confidence. The dashed black line shows the prediction of a power-law model with an additive term,  $p_n = an^b + c$ ; the horizontal dotted green line indicates the value  $c = 0.642$  (Appendix C).



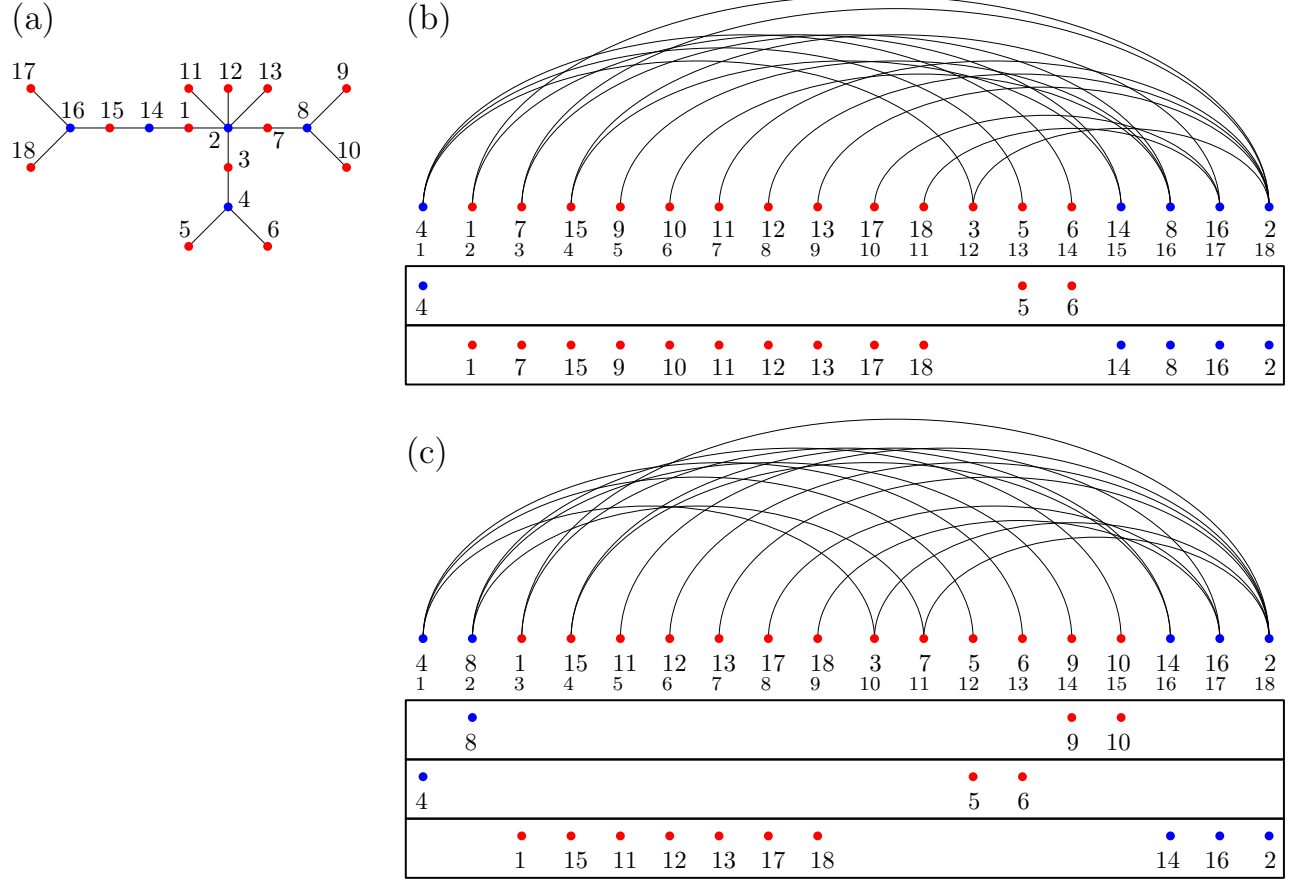


Figure 7: Maximum non-bipartite arrangements of the tree in (a) with cost 187. Numbers indicate vertex labels. (b) A maximum non-bipartite arrangement with one thistle vertex (3). (c) A maximum non-bipartite arrangement with two thistle vertices (3 and 7). In both (b) and (c), the arrangement of the vertices is split into the amount of connected components that we obtain by removing the thistle vertices from the tree.

*Proof.* The proof is based on the construction explained above together with Figure 7. Let  $T = (V_1 \cup V_2, E)$  be a tree and let  $t$  be a thistle vertex from  $T$ , with degree  $d = d(t)$ . Let its neighbors be  $\Gamma(t) = \{v_1, \dots, v_d\}$ . We assume, w.l.o.g., that  $t \in V_2$ . Let  $T_1, \dots, T_d$  be the connected components of  $T$  obtained after removing  $t$  from  $T$ ; let component  $T_i$  contain vertex  $v_i$ . The central idea behind this algorithm is to generate a maximal bipartite arrangement of each  $T_1, \dots, T_d$  (Proposition 3.1), say  $\pi_1, \dots, \pi_d$ , and list all  $2^d$  combinations of  $\pi_i$  and  $\bar{\pi}_i$ . Each combination determines the level of  $t$  in the arrangement under construction. For every combination, the arrangements are merged in time  $O(n)$  using Propositions 3.3 to 3.5 and keep track of the maximum over every combination. The steps explained below are given in more detail in Algorithm 5.2.

The algorithm first identifies the connected components  $T_1, \dots, T_d$  in time  $O(n)$  (Algorithm 5.2 (line 3)) and constructs maximal bipartite arrangements  $\pi_1, \dots, \pi_d$  (Algorithm 5.2 (line 5)) using Algorithm 5.1 (the total running time for this is  $O(n)$ ). Then, for every such arrangement, it ensures that the left half contains vertices from  $V_2$  (recall we assumed w.l.o.g. that  $t \in V_1$ ). Second, it generates all binary combinations  $\{b_1, \dots, b_d\}$  of  $d$  bits, denoted as  $b_i$ . The  $i$ -th bit indicates the side of  $t$  in  $\pi$  in which the  $i$ -th neighbor of  $t$ ,  $v_i$ , has to be placed; 0 means **left**, and 1 means **right**. Therefore, if  $b_i = 0$ , it leaves the arrangement  $\pi_i$  as it is; if  $b_i = 1$ , it mirrors  $\pi_i$  (Algorithm 5.2 (line 8)). It is easy to see that every combination corresponds to the level value of  $t$ , that is,

$$l_\pi(t) = (\text{amount of } b_i = 1) - (\text{amount of } b_i = 0).$$

Third, for a fixed combination  $\{b_1, \dots, b_d\}$ , merge the arrangements of  $T_1, \dots, T_d$  ensuring that the necessary conditions of maximum level signatures are met (Propositions 3.3 and 3.4). For this we need to know the level value that each  $v_i$  should have in  $\pi$ , which is constant-time computable since we know  $b_i$  and  $d(v_i)$ . Finally, combine (Algorithm 5.2 (line 14)) all  $\pi_i$  and  $t$ , placed among vertices of equal level value arbitrarily (Proposition 3.5). Notice that some combination cannot yield valid maximum arrangements. Depending on the choice of sides of the neighbors,  $t$  may have an invalid level value in  $\pi$  because either  $l_\pi(t) = |d|$  (and then  $t$  cannot be a thistle vertex), or it does not satisfy the inequality

$$\min_{i \in [1, d] : b_i = 0} \{l_\pi(v_i)\} > l_\pi(t) > \max_{i \in [1, d] : b_i = 1} \{l_\pi(v_i)\}.$$

□

Now we can easily tackle **1-thistle MaxLA** by applying Algorithm 5.2 to all potential thistles. The procedure is formalized in Algorithm 5.3.

**Proposition 5.7.** *The worst-case time complexity of Algorithm 5.3 is*

- $O(|\Psi(T)|n^{2\Delta_\Psi(T)}) = O(n^2 2^{\Delta(T)})$  on individual trees,
- Typically  $O(|\Psi(T)|n^2) = O(n^3)$  over  $\mathcal{F}_n$ ,

where  $\Delta_\Psi(T)$  is the maximum degree over all potential thistle vertices and  $\Delta(T)$  is the maximum degree of the tree.

*Proof.* The correctness of the algorithm follows directly from Theorem 5.6. It is easy to see that it has time complexity

$$\sum_{t \in \Psi(T)} O(n^{2^{d(t)}}) = O(|\Psi(T)|n^{2\Delta_\Psi(T)}).$$

In the worst case, the current definition of potential thistle vertices leads to  $\Delta_\Psi(T) = \Delta(T)$  and  $|\Psi(T)| = O(n)$ , a simpler upper bound of the cost is  $O(n^2 2^{\Delta(T)})$ .

Now, Goh and Schmutz [16] found that the maximum degree of an unlabeled free tree is typically  $\Theta(\log n)$  over  $\mathcal{F}_n$ . Then the exponential cost of the algorithm will typically vanish and thus have typical complexity of  $O(|\Psi(T)|n^2) = O(n^3)$ .

□

To ease our discourse, we say that a tree not maximizable by a bipartite arrangement is an *NB* tree, and that a tree maximizable by a non-bipartite arrangement of  $k$  thistles is a *k-thistle* tree; the *NB* trees are necessarily *k-thistle* trees for some  $k$ .<sup>4</sup> The motivation to tackle **1-thistle MaxLA** in trees lies in the observation that

<sup>4</sup>Notice that these trees may be maximizable by several non-bipartite arrangements each with a different number of thistle vertices.

---

**Algorithm 5.2:** MaxLA with exactly one given thistle vertex  $t$ , in time  $O(n2^{d(t)})$  and space  $O(n)$ .

---

**Input:**  $T = (V_1 \cup V_2, E)$  a free tree,  $t$  a thistle vertex.

**Output:** A maximal non-bipartite arrangement of  $T$  with vertex  $t$  as thistle vertex.

```

1 Function 1-KNOWN-THISTLE-MAXLA( $T, t$ ) is
  // In this algorithm we assume, w.l.o.g., that  $t \in V_2$ . Let  $d = d(t)$ 
2   $\pi \leftarrow \emptyset$  // empty arrangement of  $n$  positions
  // Cost:  $O(n)$ 
3   $T_1, \dots, T_d \leftarrow$  the connected components of  $T \setminus \{t\}$  ( $T$  after removing vertex  $t$ )
  // Maximal bipartite arrangements of  $T_1, \dots, T_d$ . Total cost:  $O(n)$ 
4   $\pi_1, \dots, \pi_d \leftarrow \emptyset$  // empty arrangements of  $n$  positions
5  for  $i \in [1, d]$  do  $\pi_i \leftarrow \text{MAXIMALBIPARTITEARRANGEMENT}(T_i)$ 
  // Generate all possible combinations of  $\pi_i$  and  $\tilde{\pi}_i$ . Iterations:  $O(2^d)$ 
6  for every  $\{b_1, \dots, b_d\}$  binary representation of  $d$  bits do
7     $l \leftarrow 0$  // The level of  $t$ 
    // Orient the arrangements  $\pi_i$  appropriately. Cost:  $O(n)$ 
8    for  $i \in [1, d]$  do
9      if  $b_i = 0$  then
10        $l \leftarrow l - 1$ 
11      else if  $b_i = 1$  then
12        $\pi_i \leftarrow \tilde{\pi}_i$  // Section 2 (mirroring)
13        $l \leftarrow l + 1$ 
    // Merge the arrangements  $\pi_i$  and  $t$  using the levels determined by  $C_d$ . Simply
    // dump all the vertices of  $V$  in the arrangement and sort them using Counting
    // Sort [20] using the level value as keys. Cost:  $O(n)$ 
14     $\pi' \leftarrow \text{MERGEARRANGEMENTS}(t, l, \{\pi_1, \dots, \pi_d\})$ 
    // Keep track of the maximum. Cost:  $O(n)$ 
15     $\pi \leftarrow \max(T; \pi, \pi')$ 
16 return  $\pi$ 

```

---



---

**Algorithm 5.3:** 1-thistle MaxLA in time  $O(|\Psi(T)|n2^{\Delta_\Psi(T)})$  and space  $O(n)$ .

---

**Input:**  $T = (V_1 \cup V_2, E)$  a free tree.

**Output:** A maximal non-bipartite arrangement of  $T$  with exactly one thistle vertex.

```

1 Function 1-THISTLE-MAXLA( $T$ ) is
2   $\pi \leftarrow \emptyset$  // empty arrangement of  $n$ -positions
3  for  $t \in \Psi(T)$  do
4     $\pi_1 \leftarrow \text{1-KNOWN-THISTLE-MAXLA}(T, t)$  // Algorithm 5.2
5     $\pi \leftarrow \max\{\pi, \pi_1\}$ 
6  return  $\pi$ 

```

---

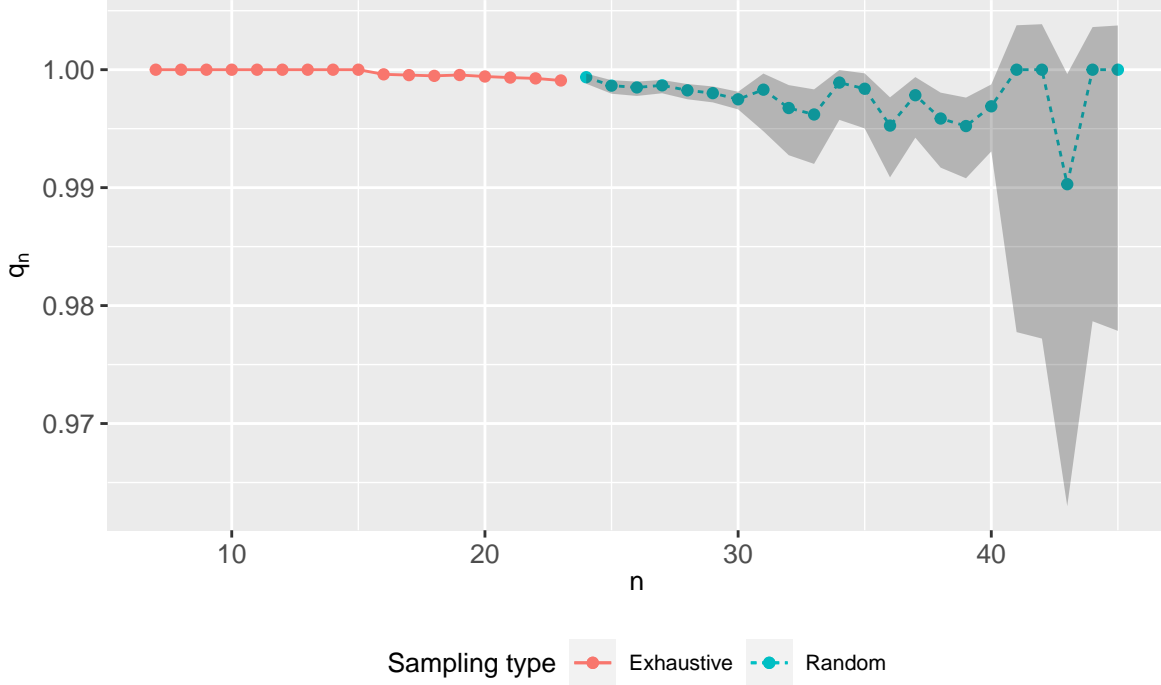


Figure 8: The exact value of  $q_n$  for  $n \leq 23$ , and an approximation of  $q_n$  via random sampling for  $24 \leq n \leq 45$ . The gray area around the random sampling data shows a confidence interval obtained with a bootstrap method [17] at 99% confidence.

**1-thistle MaxLA** solves **MaxLA** for most *NB* trees, that is, most of the  $(1 - p_n)t_n$  trees, for all  $n \leq 45$ . We support our claim by studying the proportion  $q_n$  of *NB* trees that are also *1-thistle* trees, *NB*×*1-thistle* for short, over the number of *NB* trees,

$$q_n = \frac{o_n}{t_n - b_n}$$

where  $o_n$  is the number of  $n$ -vertex *NB*×*1-thistle* trees, defined as

$$o_n = |\{T \in \mathcal{F}_n \mid \mathcal{B}^*(T) \cap \mathcal{D}^*(T) = \emptyset \wedge \overline{\mathcal{B}}_{1t}^*(T) \subseteq \mathcal{D}^*(T)\}|.$$

Figure 8 shows the values of  $q_n$  for  $n \leq 45$ . Table 3 presents the figures used to make Figure 8; the values  $q_n$  are shown in column ‘1-thistle’ and  $q_n$  is the ratio between ‘1-thistle’ and ‘Non-bip’. The value of  $o_n$  is certainly high for all  $n$ . Now it remains to assess the quality of **1-thistle MaxLA** for the *NB* trees that are *k-thistle* trees for  $k \geq 2$ . We find that  $M_{1t}[D(T)]$  approximates extremely well  $M[D(T)]$  when  $T$  is an *NB*×*k-thistle* tree, for  $k \geq 2$ , by inspecting the ratio  $M[D(T)]/M_{1t}[D(T)]$ . The maximum value of this ratio is below 1.05 for all trees sampled (Figure 9).

Nurse and De Vos [34, 39] devised an algorithm to solve **MaxLA** on directed trees, and then applied it to undirected trees; they showed that their algorithm has time complexity  $O(n^{4\Delta(T)})$ . While their algorithm solves **MaxLA** for all undirected trees, its cost is worse than exponential. Algorithm 5.3 combined with Algorithm 5.1 solves **MaxLA** for almost all trees (Figure 8) with lower worst-case time complexity. Now, when considering that the maximum degree of an unlabeled free tree is typically  $\Theta(\log n)$  [16] the complexity of the algorithm by Nurse and De Vos reduces to  $O(n^{4 \log n})$  while the complexity of Algorithm 5.3 reduces to  $O(n^3)$ . Therefore, given the low proportion of trees with high maximum degree, we expect our algorithm to perform better (both in the worst and typical cases) than that by Nurse and De Vos at the expense of not solving **MaxLA** for all trees.

## 5.5 Maximal bipartite arrangements vs maximum arrangements

Here we study how far the maximum cost of a tree  $T$  is from the maximal bipartite cost of  $T$  (needless to say, we only do this when  $\mathcal{D}^*(T) = \overline{\mathcal{B}}^*(T)$ ). Hassin and Rubinstein [21] already studied this relationship by means

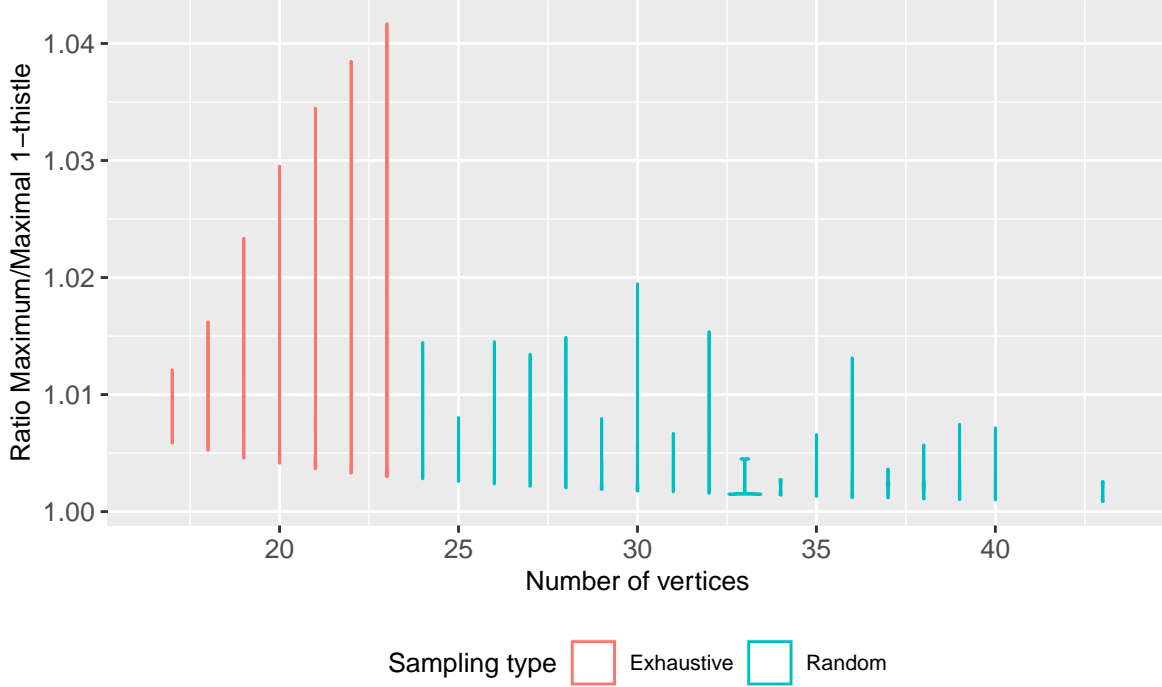


Figure 9: Distribution of the ratio  $M[D(T)]/M_{1t}[D(T)]$  for those trees  $T$  that are  $NB$  but not  $NB_1$  trees, as a function of the number of vertices.

of their 2-approximation algorithm [21, Figure 4]. They showed that for any given graph  $G$  the expected cost of the random arrangement produced by their approximation algorithm, denoted as  $\phi$ , “is asymptotically  $\frac{1}{2}opt$  with probability that approaches 1 as a function of  $n$ ” [21, Theorem 10, Figure 5], where  $opt$  denotes the optimal value of  $\text{MaxLA}$ . That is,

$$\frac{M[D(G)]}{D_\phi(G)} \leq 2. \quad (24)$$

In trees, and setting  $\phi$  to a maximal bipartite arrangement  $\pi_B^*$ , we have observed that

$$\frac{M[D(T)]}{D_{\pi_B^*}(T)} \leq \frac{3}{2} \quad (25)$$

for all  $T \in \mathcal{F}_n$  for  $n \leq 23$ . This is shown in Figure 10. Notice that maximal bipartite arrangements are a high quality approximation to the actual maximum in most of the cases.

In this section we further study this relationship by inspecting the distribution of the difference values between the maximal non-bipartite cost and the maximal bipartite cost, denoted as

$$\Delta(T) = D_{\pi_B^*}(T) - D_{\pi_B}(T), \quad (26)$$

and compare it to the distribution of the difference between  $D_{\pi_B^*}(T)$  and the sum of edge lengths obtained by modifying, heuristically, maximal bipartite arrangements  $\pi_B^*$ . Figure 12 (dashed line) shows the cumulative proportion of the number of trees  $T$  that fall into a particular value of  $\Delta(T)$ . It shows that the maximum cost is within 5 units of the maximal bipartite cost for at least 60% of the trees for all  $n \leq 23$ ; in most cases ( $n \leq 17$  and  $n = 19$ ) this proportion is at least 70%. It also shows that there are very few trees whose maximum cost is far from the maximal bipartite cost.

### 5.5.1 A heuristic

Since the maximum cost of many trees non-maximizable by bipartite arrangements seems to be relatively close to the maximal bipartite cost, we devised a heuristic algorithm that modifies a maximal bipartite arrangement

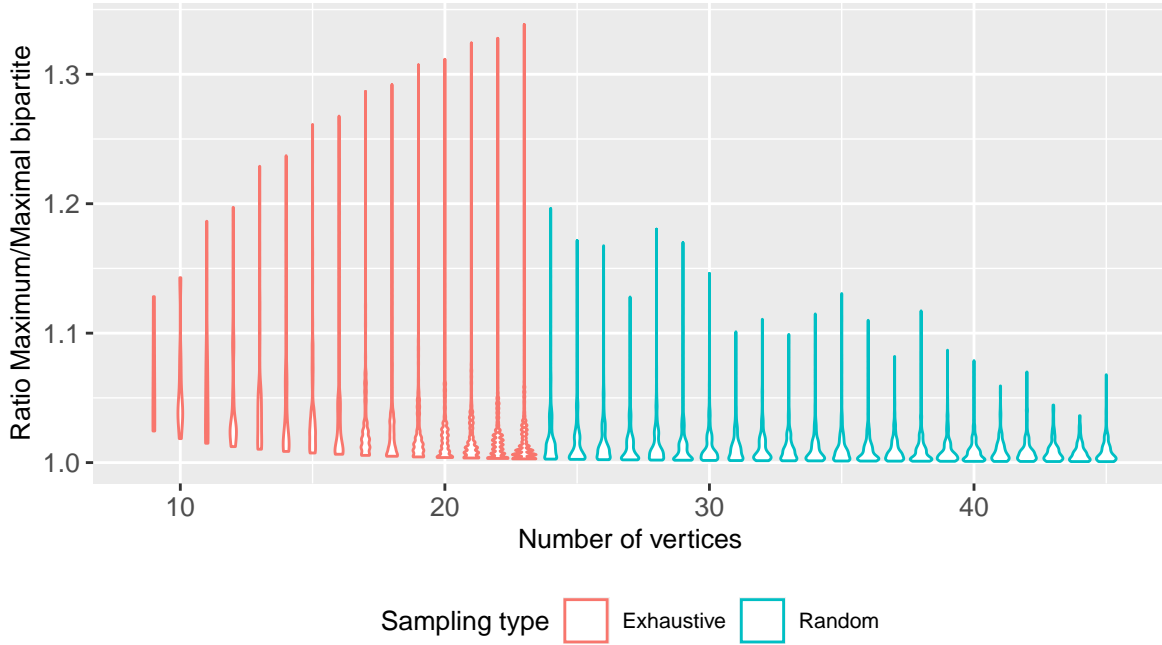


Figure 10: Distribution of the ratio  $M[D(T)]/D_{\pi_B^*}(T)$  as a function of the number of vertices.

to reach the actual maximum. This is motivated by the seemingly few changes that have to be applied to a maximal bipartite arrangement to obtain a maximum (non-bipartite) arrangement. The heuristic is based on performing several one-step rotations on the arrangement, defined as follows.

**Rotation of arrangements** A *one-step counter-clockwise rotation* of an arrangement  $\pi$  consists of moving the leftmost vertex (the vertex at position 1) to the rightmost position while shifting the position of the other vertices one unit to the left. Intuitively, given  $\pi = (u_1, u_2, \dots, u_n)$  set  $\phi = (u_2, \dots, u_n, u_1)$ . More precisely, rotating  $\pi$  produces an arrangement  $\phi$  such that  $\phi^{-1}(i) = \pi^{-1}(i+1)$  for all  $i \in [2, n-1]$  and  $\phi^{-1}(n) = \pi^{-1}(1)$ .

Rotations perturb greatly the level sequence and, in an attempt to make the arrangement satisfy Proposition 3.3, the heuristic sorts the vertices of the new arrangement according to the level value they have in the rotated arrangement; in case of ties, it sorts arbitrarily (Proposition 3.5). This, however, does not guarantee that the resulting level sequence will satisfy Proposition 3.3. Let  $\pi_+$  be the result of applying this heuristic on a maximal bipartite arrangement  $\pi_B^*$ . This is formalized in Algorithm 5.4 and illustrated in Figure 11.

---

**Algorithm 5.4:** Heuristic to improve a maximal bipartite arrangement

---

**Input:**  $T = (V, E)$  a free tree,  $\pi$  a maximal bipartite arrangement of  $T$

**Output:** An arrangement, potentially better than  $\pi$

```

1 Function ROTATIONHEURISTIC( $T, \pi$ ) is
2    $\pi^* \leftarrow \pi$ 
3   for  $i \in [1, n]$  do
4      $\pi \leftarrow$  Shift all the vertices in  $\pi$  once to the left
5      $L_\pi(T) \leftarrow$  Level signature of  $\pi$ 
6      $\pi' \leftarrow$  Sort the vertices in  $\pi$  by their level value in  $L_\pi(T)$ 
7      $\pi^* \leftarrow$  Maximum of  $\{\pi, \pi', \pi^*\}$ 
8   return  $\pi^*$ 

```

---

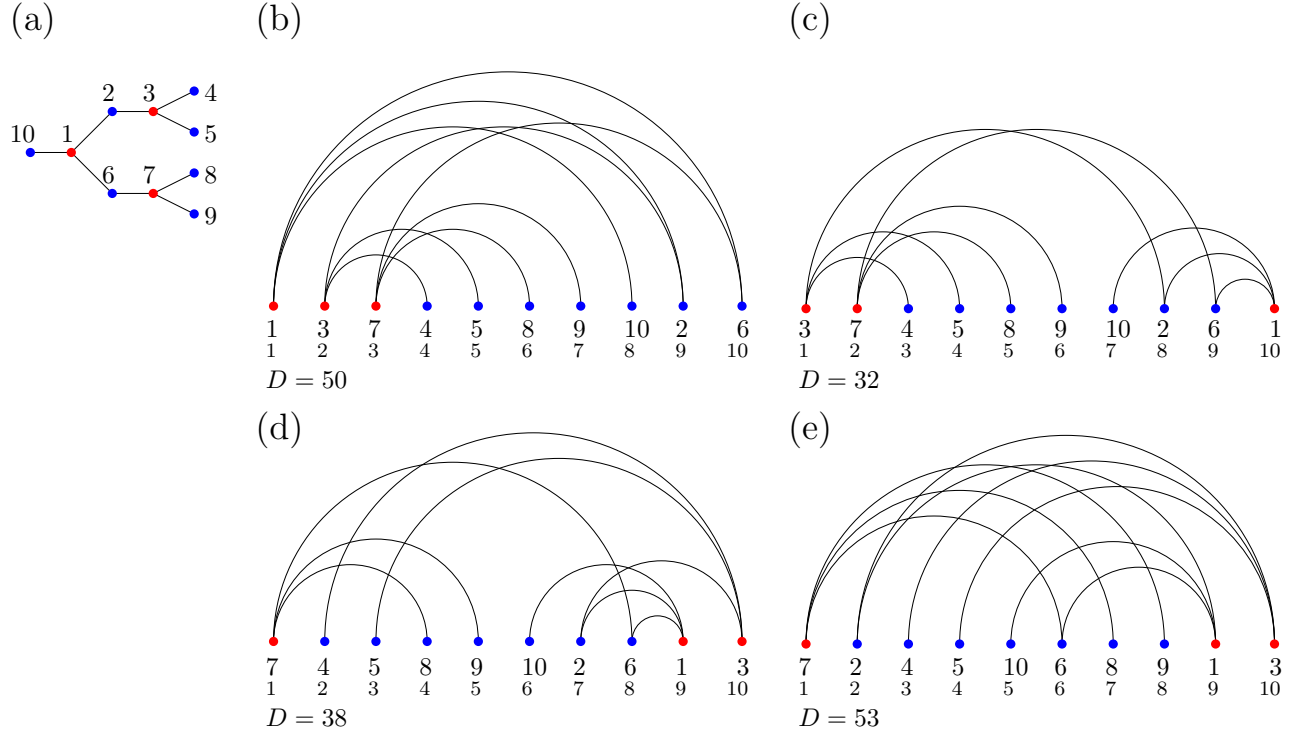


Figure 11: Illustration of the steps that the heuristic in Algorithm 5.4 performs on tree in (a). (b) Maximal bipartite arrangement of the tree in (a), denoted in the main text as  $\pi_B^*$ . (c) First rotation of the arrangement in (b). (d) Second rotation of arrangement in (b). (e) Reordering of the vertices of the arrangement in (d) by level value, denoted in the main text as  $\pi_+$ .

We now study the difference

$$\Lambda(T) = D_{\pi_B^*}(T) - D_{\pi_+}(T) \quad (27)$$

in the same way we studied  $\Delta(T)$ . Figure 12 (solid line) shows the cumulative proportion of trees for every value of  $\Lambda(T)$  relative to the amount of trees non-maximizable by bipartite arrangements of the same size. In Figure 12 we can observe that the improved maximal bipartite cost is the same as that of the maximum cost for many trees (at least 20% in all cases, at least 50% for  $n \leq 14$ ).

## 6 MaxLA for cycle, and $k$ -linear trees ( $k \leq 2$ )

In this section we identify four classes of graphs for which the solution to MaxLA can be calculated in time and space  $O(n)$ . These classes are cycle graphs  $\mathcal{C}_n$ , path graphs  $\mathcal{P}_n$ , spider graphs  $\mathcal{A}_n$ , and 2-linear trees  $\mathcal{L}_n$ . The last three classes of graphs are particular instances of  $k$ -linear trees:  $\mathcal{P}_n = \mathcal{L}_n^{(0)}$ ,  $\mathcal{A}_n = \mathcal{L}_n^{(1)}$  and  $\mathcal{L}_n = \mathcal{L}_n^{(2)}$  [41].

Cycle graphs are connected 2-regular graphs. A spider graph is a subdivision of a star graph (Figure 13(a)); when  $n \geq 3$ , the only vertex of degree 3 or higher is called the *hub*, denoted as  $h$ . Moreover, a maximal path that starts at  $h$  and ends at a leaf is called a *leg* of the spider [38]. Spider graphs are also known as *generalized stars* and the legs are known as *arms* [37]. 2-linear trees are trees where there are exactly two vertices of degree 3 or more [41] (Figure 13(b)). We call these vertices the hubs denoted, respectively,  $h$  and  $g$  where, w.l.o.g., we assume that  $d(h) \geq d(g)$ . We call the path of vertices strictly between  $h$  and  $g$  the *bridge* of the 2-linear tree; we also call each maximal path of vertices starting at a hub (excluding the bridge) a *leg* of that hub<sup>5</sup>.

In spite of being vanishingly small among all  $n$ -vertex trees as  $n$  tends to infinity, spider graphs and 2-linear trees are interesting due to their number being exponential in  $n$  [41, 50, 51]. We include cycle graphs and path graphs as illustrative, introductory exercises.

<sup>5</sup>2-linear trees can be seen as two spider graphs joined by a path connecting both hubs.



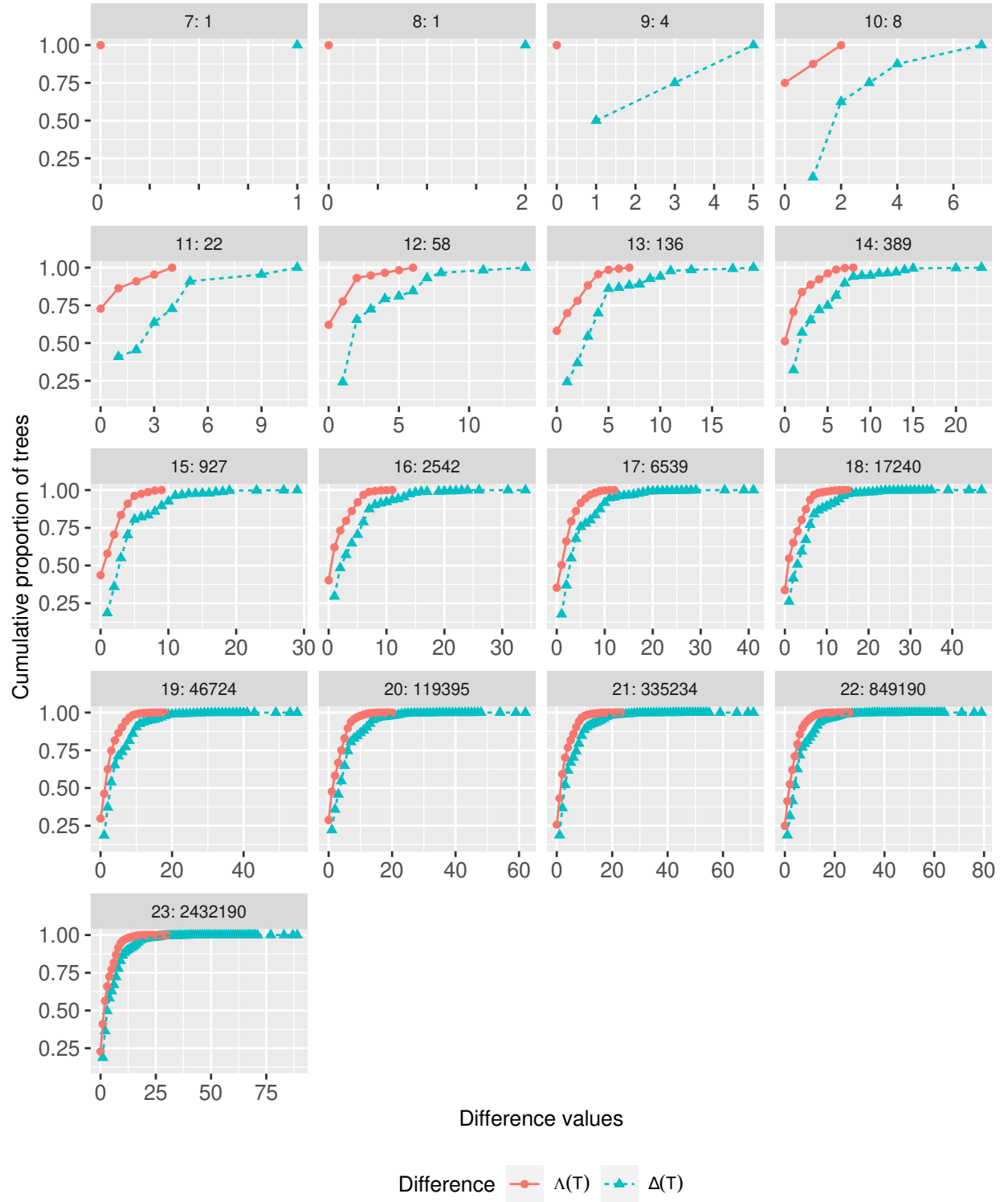


Figure 12: Cumulative proportion of trees non-maximizable by a bipartite arrangement at every difference value of  $\Delta(T)$  (Equation 26) and  $\Lambda(T)$  (Equation 27). Atop each panel is shown the number of vertices and the amount of trees of that size represented in that panel. Said amount of trees coincides with the column ‘Non-bip’ in Table 3.

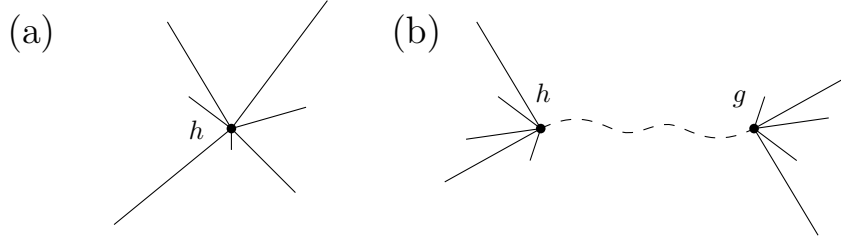


Figure 13: (a) A spider graph. Solid lines emanating from the hubs represent the legs of the spider. (b) A 2-linear tree. Solid lines indicate the legs of the ‘spiders’ whose hubs are  $h$  and  $g$ , with  $d_h, d_g \geq 3$ . The dashed curve joining the two hubs  $h$  and  $g$  depicts the bridge of the 2-linear tree, a branchless path where the endpoints have degree  $\geq 3$ .

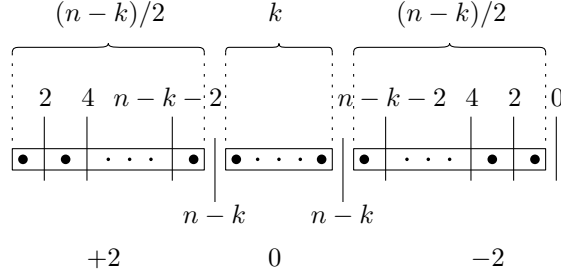


Figure 14: Proof of Theorem 6.1. An arrangement of a cycle graph  $C \in \mathcal{C}_n$  with  $k$  thistle vertices in it. The vertices are distributed in a non-increasing order by level value, forming three groups of vertices ‘+2’, ‘0’, and ‘-2’. The amount of vertices in each group is indicated atop the figure. Numbers directly above or below each vertical line indicates the cut width at that position of the arrangement.

## 6.1 Cycle graphs

Here we derive a simple formula for the value of  $\text{MaxLA}$  for cycle graphs  $C \in \mathcal{C}_n$ . This task is simple enough, but we include it as an application of the characterization of maximum arrangements in Sections 3 and 4.

**Theorem 6.1.** *Let  $C \in \mathcal{C}_n$  be a cycle graph of  $n \geq 3$  vertices. We have that*

$$M[D(C)] = \left\lfloor \frac{n^2}{2} \right\rfloor = M[D(P)] + 1$$

for any  $P \in \mathcal{P}_n$  (Equation 4), and

- (i) For  $n$  even, maximum arrangements are always bipartite, that is,  $\mathcal{D}^*(C) = \mathcal{B}^*(C)$ .
- (ii) For  $n$  odd, maximum arrangements are always non-bipartite that is,  $\mathcal{D}^*(C) = \overline{\mathcal{B}}^*(C)$ .

*Proof.* We construct a maximum arrangement with  $k$  thistle vertices. Since the sum of all level values is 0 (Equation 12) and the only level values possible are +2, -2 and 0, the number of vertices with level value +2 must be the same as the number of vertices with level value -2. Let  $x$  be said amount and note that  $2x + k = n$ . Thus when  $n$  is odd then  $k$  is odd, and when  $n$  is even then  $k$  is even.

We shall see that the construction satisfies Propositions 3.3 to 3.5. Due to Proposition 3.3, and irrespective of the parity of  $n$ , thistle vertices will be placed at the center of the arrangement with  $(n - k)/2$  vertices to both sides, those to the left have level value +2 and those to the right have level value -2 (Figure 14), thus forming three groups of vertices. By Proposition 3.5, permuting the vertices in each level group does not change the cost of the arrangement.

To calculate the cost of an arrangement  $\pi$  with  $k$  thistle vertices (Figure 14) we only need to sum the cut widths (Equation 8) which we know since these can be obtained using the level values (Equation 11). Cut widths

and level values are shown in Figure 14. The sum of all cut widths is

$$D_\pi(C) = \sum_{i=1}^{(n-k)/2} 2i + (k-1)(n-k) + \sum_{i=1}^{(n-k)/2} 2i = \frac{n^2 - k^2}{2}.$$

Now,

- (i) For  $n$  even, the maximum cost is achieved at  $k = 0$ , thus  $M[D(C)] = n^2/2$  and the arrangement is bipartite.
- (ii) For  $n$  odd, the maximum cost is achieved at  $k = 1$ , thus  $M[D(C)] = (n^2 - 1)/2$  and the arrangement is necessarily non-bipartite since cycle graphs are not bipartite for odd  $n$ .

□

## 6.2 Path graphs

We prove Equation 4 as a warm up exercise for the next two sections.

**Corollary 6.2.** *Let  $P \in \mathcal{P}_n$  be an  $n$ -vertex path graph.  $P$  is maximizable only by bipartite arrangements, more formally,  $\mathcal{D}^*(P) = \mathcal{B}^*(P)$ , and Equation 4 holds.*

*Proof.* In a maximum arrangement  $\pi$  for  $P \in \mathcal{P}_n$ , the non-leaf vertices must have level  $\pm 2$  (Lemma 4.1(i)); the leaves of  $P$  can only have level  $\pm 1$ . Therefore, we have that  $|l_\pi(v)| = d(v)$  for all vertices  $v$ , and thus every maximum arrangement is a maximal bipartite arrangement.

We derive an expression for the value of  $M[D(P)]$  in a similar way to how we did it for cycle graphs (Section 6.1). Due to Propositions 3.3 to 3.5, the vertices have to be arranged in  $\pi$  by non-increasing level value, breaking ties arbitrarily, and there are no two adjacent vertices in the tree with the same level value. For  $n$  even,

$$M[D(P)] = \sum_{i=1}^{(n-2)/2} 2i + (n-1) + \sum_{i=1}^{(n-2)/2} 2i = \frac{n^2}{2} - 1,$$

and for  $n$  odd,

$$M[D(P)] = \sum_{i=1}^{\lceil (n-2)/2 \rceil} 2i + (n-2) + \sum_{i=1}^{\lfloor (n-2)/2 \rfloor} 2i = \frac{n^2 - 1}{2} - 1,$$

hence Equation 4. □

This result had been previously derived in [42, Appendix A]. The value was obtained by constructing a maximum arrangement using a result of Chao and Liang [15] which characterizes maximum and minimum permutations  $\alpha$  of  $k$  numbers  $A_k = \{\alpha_1, \dots, \alpha_k\}$  valued with a linear, convex or concave (strictly) increasing function  $f$ . The cost of a permutation was defined in [15] as

$$L_f(\alpha) = \sum_{i=1}^{k-1} f(|\alpha_i - \alpha_{i+1}|).$$

The construction in [42, Appendix A] to calculate  $M[D(P)]$  was done by setting  $\{\alpha_1, \dots, \alpha_k\}$  to  $\{1, \dots, n\}$  (where number  $i$  denotes the  $i$ -th vertex of  $P$ , and  $\{i, i+1\} \in E(P)$ ,  $1 \leq i < n$ ), and by setting  $f$  to the identity function  $g(x) = x$ . This construction yielded a maximal bipartite arrangement.

## 6.3 Spider graphs

Prior to proving that spider graphs are maximizable only by bipartite arrangements we point out one simple, yet useful fact concerning the displacement of a single vertex.

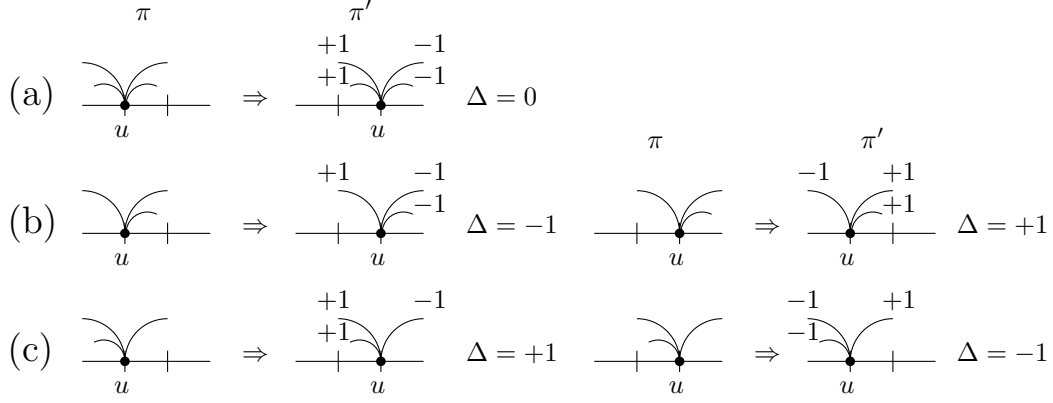


Figure 15: Increment  $\Delta = \gamma_{\pi'}(u) - \gamma_\pi(u)$  when moving  $u$  one position for three different level values of  $u$ . (a)  $l_\pi(u) = 0$ . (b)  $l_\pi(u) = +1$ . (c)  $l_\pi(u) = -1$ .

**Moving a single vertex of level  $-1, 0, 1$**  Here we want to study the rate of change of the sum of the lengths of the edges incident to a vertex  $u$  when it is moved to the left or to the right in the arrangement (by consecutive swaps with its neighboring vertex). We denote this sum as

$$\gamma_\pi(u) = \sum_{uv \in E} \delta_\pi(uv).$$

We focus on the rate of change of  $\gamma_\pi(u)$  when  $u$  is moved among vertices of its same level value, when  $|l_\pi(u)| \leq 1$ . For any arrangement  $\pi$  and we move a vertex  $u$   $k$ -many positions, if

- $l_\pi(u) = 0$  then, regardless of  $k$  and the direction in which  $u$  is moved,  $\gamma_\pi(u)$  remains constant (Figure 15(a)).
- $l_\pi(u) = +1$  (resp.  $l_\pi(u) = -1$ ) then  $\gamma_\pi(u)$  decreases (resp. increases)  $k$  units when  $u$  is moved to the right, but increases (resp. decreases) by  $k$  units when  $u$  is moved to the left (Figures 15(b,c)).

**Theorem 6.3.** *Let  $A \in \mathcal{A}_n$  be a spider graph.  $A$  is maximizable only by bipartite arrangements. More formally,  $\mathcal{D}^*(A) = \mathcal{B}^*(A)$ .*

*Proof.* Let  $A \in \mathcal{A}_n$  be any spider graph. Let  $h$  be its hub, the only vertex such that  $d_h = d(h) \geq 3$ , and let  $\pi$  be a maximum arrangement of  $A$ . Recall that every maximum arrangement must satisfy Propositions 3.3 to 3.5 and that the vertices in the legs of the spider (which are located in branchless paths emanating from  $h$  of length  $k-1$  in  $A$ ) cannot be thistle vertices due to Lemma 4.1(i). Therefore, in order to prove the claim it only remains to prove that  $h$  is not a thistle vertex in  $\pi$ . The possible values for the level of  $h$  are:  $\pm d_h, \pm 2, \pm 1, 0$ . We prove the claim by dealing with each case separately. Due to symmetry, we deal only with the positive values.

- (i)  $l_\pi(h) = d_h$ . In this case,  $h$  is not a thistle vertex and  $\pi$  is a bipartite arrangement.
- (ii)  $l_\pi(h) = 2$ . Notice that  $\pi$  cannot be maximum since there must be a vertex  $u \in \Gamma(h)$  such that  $l_\pi(u) = 2$ , which contradicts Proposition 3.4.
- (iii)  $l_\pi(h) = 0$ . We show that such an arrangement is not maximum by obtaining one with higher cost. Now, due to Propositions 3.3 to 3.5 we assume w.l.o.g. that the starting distribution of the hub's neighbors is as indicated in Figure 16(O). In the whole of Figure 16, the values  $n_{+2}, n_{+1}, n_{-1}$  and  $n_{-2}$  indicate both the set and amount of neighbors of  $h$  of level  $+2, +1, -1$ , and  $-2$  respectively; the values  $n_{+2}, n_{+1}, n_{-1}$  and  $n_{-2}$  indicate both the set and amount of vertices, non-neighbors of  $h$ , with level  $+2, +1, -1$ , and  $-2$  respectively. Therefore  $\Gamma(h) = n_{+2} \cup n_{+1} \cup n_{-1} \cup n_{-2}$ , and  $V = \{h\} \cup n_{+2} \cup n_{+1} \cup n_{-1} \cup n_{-2} \cup n_{+2} \cup n_{+1} \cup n_{-1} \cup n_{-2}$ . Since we assumed that  $l_\pi(h) = 0$ , we have  $n_{+2} + n_{+1} = n_{-1} + n_{-2}$ . Notice we cannot have  $n_{+2} = n_{+1} = 0$  or  $n_{-2} = n_{-1} = 0$ . Moreover, the values  $n_{+1}$  and  $n_{+2}$  denote the amount of vertices of level 1 and 2, respectively, in  $\pi$  not connected to  $h$  with an edge in  $A$ . Figure 16 illustrates a sequence of steps (labeled from (A) to (E)) to move  $h$  from the 'middle' of  $\pi$  (O) to the leftmost end of  $\pi$  (E)<sup>6</sup>. In Figure 16, every

<sup>6</sup>Symmetric steps can be applied to move  $h$  to the rightmost end.

‘local’ increment is indicated next to each set of edges involved in the step. We denote the resulting arrangement (E) with  $\pi'$ . The sums of local increments at each step of Figure 16 are the following.

- A)  $A - O = n_{+1}^2 \geq 0$ ,
- B)  $B - A = n_{+1}(2n_{+1} - 1)$ ,
- C)  $C - B = n_{+2}(n_{+2} + 2n_{+1} - 1) \geq 0$ , because we cannot have  $n_{+2} = n_{+1} = 0$ ,
- D)  $D - C = n_{+1}n_{+2} \geq 0$ ,
- E)  $E - D = n_{+2}(d_h - 2) \geq 0$ , because  $d_h \geq 3$ .

Notice that in step (D), the value  $\gamma_\pi(v)$  for those  $v \in n_{+2}$  does not change. Now, it is easy to see that when  $n_{+1} > 0$  we have  $A - O > 0$  and  $B - A \geq 0$ . Therefore, when  $n_{+1} > 0$ ,  $\pi'$  always has a higher cost than  $\pi$ . In case  $n_{+1} = 0$  it easily follows that the total sum of the increments is  $R = n_{+1}(n_{+2} - 1) + n_{+2}(n_{+2} - 1) + n_{+2}(d_h - 2)$ . Since  $n_{+1} = 0$  we must have  $n_{+2} > 0$  and thus  $R \geq 0$ . Whether  $R = 0$  or  $R > 0$ , there will be at least one thistle vertex in  $\pi'$ , located in the legs, which arose from moving the vertices in  $n_{+2}$ , therefore  $\pi'$  cannot be maximum (Lemma 4.1(i)) and thus neither is  $\pi$ <sup>7</sup>.

- (iv)  $l_\pi(h) = 1$ . This case is similar to case (iii) and thus we only show the initial and final arrangements in Figure 17. The format of Figure 17 is the same as that of Figure 16, except that now  $\Gamma(h) = n_{+2} \cup n_{-1} \cup n_{-2}$  and  $n_{+2} + 1 = n_{-1} + n_{-2}$  since we assumed that  $l_\pi(h) = 1$ . The increments we obtain for every step in Figure 17 are the following

- A)  $A - O = n_{+2}^2 \geq 0$ ,
- B)  $B - A = n_{+1}n_{+2} \geq 0$ ,
- C)  $C - B = n_{+2}(d_h - 2) \geq 0$ , because  $d_h \geq 3$ .

The analysis is straightforward. We only need to show that in this case  $n_{+2} > 0$ . This follows from the fact that if  $n_{+2} = 0$  then  $1 = n_{-1} + n_{-2}$ . But that implies  $n_{-1} = 1$  and  $n_{-2} = 0$ , or the other way around, which cannot satisfy  $d_h = n_{-1} + n_{-2} \geq 3$ . Thus it is sufficient to see that the first and last increments are strictly positive and thus  $\pi$  cannot be maximum.

The case-by-case analysis above show that a maximum arrangement of  $A$  cannot have thistle vertices in a maximum arrangement of its vertices.  $\square$

Notice that  $k$ -quasi star graphs and quasi star graphs (introduced in Section 1) are special types of spider graphs. Finally, Theorem 6.3 has a direct implication on the solution to MaxLA for spider graphs.

**Corollary 6.4.** *MaxLA is solvable in time and space  $O(n)$  for any  $A \in \mathcal{A}_n$ .*

*Proof.* Theorem 6.3 says that every maximum arrangement of all spider graphs is a maximal bipartite arrangement. From Theorem 5.2 (and Algorithm 5.1) we know that maximal bipartite arrangements can be constructed in time and space  $O(n)$  for all trees.  $\square$

## 6.4 2-linear trees

Now we prove that MaxLA is polynomial-time solvable for all 2-linear trees. We first prove that the hubs cannot be thistle vertices in maximum arrangements, which we use later to prove that MaxLA is solvable in time  $O(n)$  for 2-linear trees.

**Theorem 6.5.** *Let  $L \in \mathcal{L}_n$  be a 2-linear tree and let  $\pi^*$  be any of its maximum arrangements. There is at most one thistle vertex in  $\pi^*$  and said vertex is located in the bridge of  $L$ .*

*Proof.* Let  $L \in \mathcal{L}_n$  be a 2-linear tree, let  $h$  and  $g$  be its two hubs, let  $d_h = d(h) \geq 3$  and  $d_g = d(g) \geq 3$  be their degrees, respectively, and let  $\pi$  be any of its maximum arrangements. Let  $P$  be the bridge of  $L$ , the only branchless path in which the endpoints are not leaves; let  $k$  be its length in edges. Notice that in order to prove

<sup>7</sup>Notice that in order to prove that  $R \geq 0$  we needed the ‘readjustment’ step in (D) where we move vertices in  $n_{+2}$  to the region in the arrangement corresponding to vertices of level 0. Without it, we would have  $R' = -n_{+1} + n_{+2}(n_{+2} - 1) + n_{+2}(d_h - 2)$  thus having to deal with the negative term  $-n_{+1}$  unfolding an unnecessarily complicated analysis.

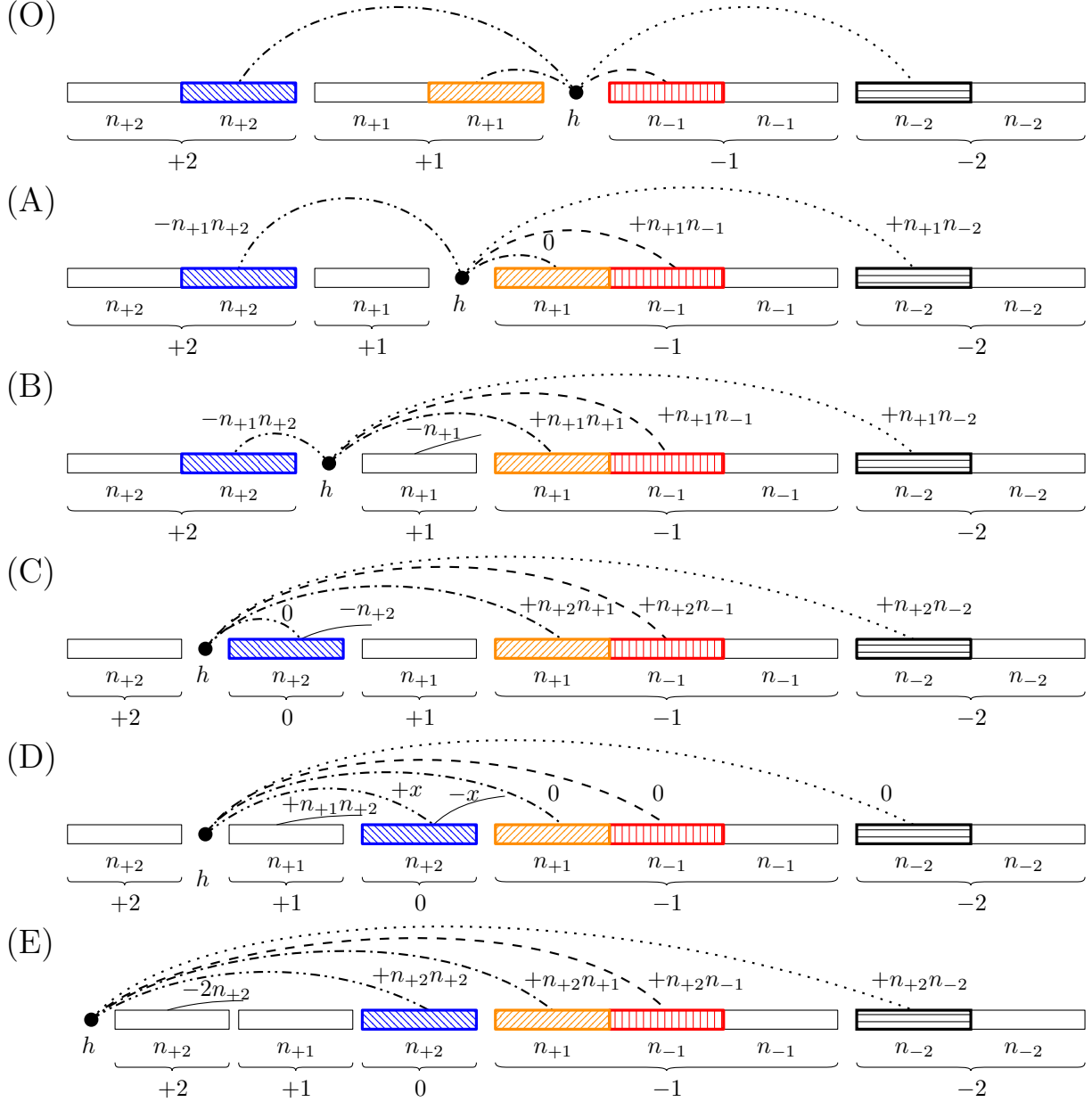


Figure 16: Proof of Theorem 6.3. Steps to increase the cost of an arrangement  $\pi$  of a spider graph  $A \in \mathcal{A}_n$  with  $l_\pi(h) = 0$ . At every step we indicate the increase (or decrease) in length of the edges with respect the previous step. The values  $n_{+2}$ ,  $n_{+1}$ ,  $n_{-1}$  and  $n_{-2}$  indicate both the set and amount of neighbors of  $h$  of level  $+2$ ,  $+1$ ,  $-1$ , and  $-2$  respectively. The values  $n_{+2}$ ,  $n_{+1}$ ,  $n_{-1}$  and  $n_{-2}$  indicate both the set and amount of vertices in the tree non-neighbors of  $h$  with level  $+2$ ,  $+1$ ,  $-1$ , and  $-2$  respectively.

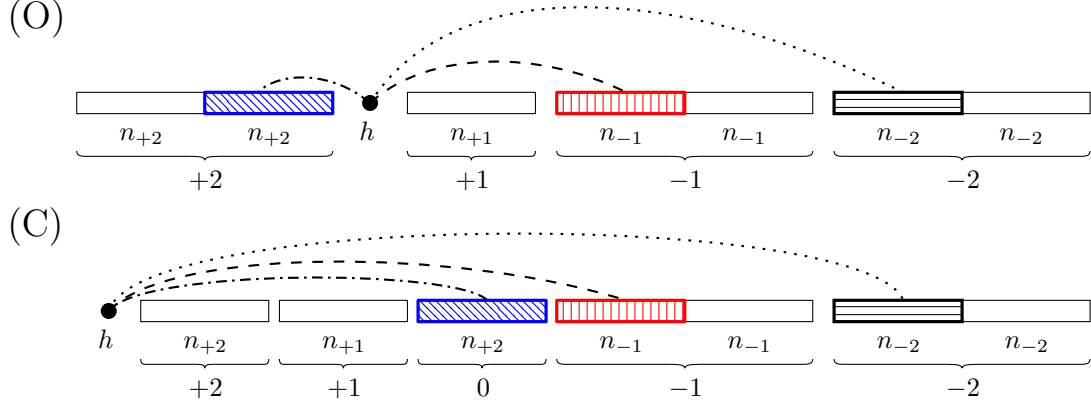


Figure 17: Proof of Theorem 6.3. Initial and final arrangements of case (iv). Intermediate steps A and B are not shown. The format of the figure is the same as that of Figure 16.

the claim we only need to prove that  $h$  nor  $g$  are not thistle vertices in  $\pi$  since (Lemma 4.1(i)) the vertices located in the legs of  $L$  cannot be thistle vertices in  $\pi$  and (Lemma 4.1(ii)) at most one internal vertex of  $P$  can be a thistle vertex.

The proof is very similar to the proof of Theorem 6.3 for spider graphs, but we apply it to the hubs  $h$  and  $g$ . Hub  $h$  can only have level values  $\pm d_h$ ,  $\pm 2$ ,  $\pm 1$ ,  $0$ , and hub  $g$  can only have level values  $\pm d_g$ ,  $\pm 2$ ,  $\pm 1$ ,  $0$ . We do not consider the cases when  $h$  and  $g$  have level  $\pm d_h$  and  $\pm d_g$  at the same time. Moreover, recall that the cases  $\pm 2$  are not possible in maximum arrangements for the same reasons explained in part (ii) of the proof of Theorem 6.3. We now list the cases  $\rho_i = (a, b)$  to be solved based on the level values  $a$  and  $b$  of the leftmost hub and the rightmost hub.

$\rho_1$	$(d_g, 1)$	$\textcircled{c}$	$\rho_4$	$(1, 1)$	$\textcircled{a}$				$\rho_8$	$(0, 0)$	$\textcircled{b}$			
$\rho_2$	$(d_g, 0)$	$\textcircled{b}$	$\rho_5$	$(1, 0)$	$\textcircled{b}$		$\rho_9$	$(0, -1)$	$\textcircled{a}$	$\rho_{11}$	$(-1, -1)$	$\textcircled{a}$		
$\rho_3$	$(d_g, -1)$	$\textcircled{a}$	$\rho_6$	$(1, -1)$	$\textcircled{a}$		$\rho_{10}$	$(0, -d_h)$	$\textcircled{b}$	$\rho_{12}$	$(-1, -d_h)$	$\textcircled{c}$		
			$\rho_7$	$(1, -d_h)$	$\textcircled{a}$									

In the list of cases above we assume that  $g$  is the leftmost hub and  $h$  is the rightmost hub. The circled letters  $\textcircled{a}$ ,  $\textcircled{b}$ ,  $\textcircled{c}$  indicate the group of cases to which each particular case belongs. The cases are grouped based on how they are solved. In order to solve a case  $\rho$ , that is, prove that the cost of an arrangement  $\pi$  of  $\rho$  can be improved,  $\pi$  is first mirrored ( $m$ ), if needed, so that the level of the rightmost hub has the same level value as the rightmost hub of the other cases in the same group.

- (a) The rightmost hub has level  $-1$  (Figure 18(a)),
- (b) The rightmost hub has level  $0$  (Figure 18(b)),
- (c) The rightmost hub has level  $+1$  (Figure 18(c)).

Second, the resulting rightmost hub is moved to the desired end of the arrangement: either to the leftmost end of the arrangement ( $\leftarrow$ ) or to the rightmost end of the arrangement ( $\rightarrow$ ). Now follows, for each case, the operations to be performed in order to solve them.

$(a)$			$(b)$			$(c)$		
$\rho_3$	$(d_g, -1)$	$\rightarrow$	$\rho_2$	$(d_g, 0)$	$\rightarrow$	$\rho_1$	$(d_g, 1)$	$\leftarrow$
$\rho_4$	$(1, 1)$	$m, \rightarrow$	$\rho_5$	$(1, 0)$	$\rightarrow$	$\rho_{12}$	$(-1, -d_h)$	$m, \leftarrow$
$\rho_6$	$(1, -1)$	$\rightarrow$	$\rho_8$	$(0, 0)$	$\rightarrow$			
$\rho_7$	$(1, -d_h)$	$m, \rightarrow$	$\rho_{10}$	$(0, -d_h)$	$m, \rightarrow$			
$\rho_9$	$(0, -1)$	$\rightarrow$						
$\rho_{11}$	$(-1, -1)$	$\rightarrow$						



All groups are shown in Figure 18 which is organized in pairs of initial and final arrangements. In that figure we use  $g$  and  $h$  to label the leftmost and rightmost hubs, respectively. Moreover, the values  $n_{+2}$ ,  $n_{+1}$ ,  $n_{-1}$  and  $n_{-2}$  indicate both the set and amount of neighbors of  $h$  of level  $+2$ ,  $+1$ ,  $-1$ , and  $-2$  respectively; none of these vertices is in  $P$ . The values  $n_{+2}$ ,  $n_{+1}$ ,  $n_{-1}$  and  $n_{-2}$  indicate both the set and amount of vertices non-neighbors of  $h$  with level  $+2$ ,  $+1$ ,  $-1$ , and  $-2$  respectively.  $n_0$  denotes both the set and amount of vertices of level 0 not including  $h$ . Notice that  $n_0 \subseteq \{g, w_0\}$ , where  $w_0$  is one of the internal vertices of  $P$  which, due to Lemma 4.1(ii), can have level 0 in a maximum arrangement. If  $k > 2$  then we can assume, w.l.o.g. thanks to Lemma 4.1(ii), that  $w_0$  is a neighbor of  $g$  and thus  $n_0 \cap \Gamma(h) = \emptyset$ . We deal with the cases  $k = 1$  and  $k = 2$  in the analysis of each group.

Now we show that for each group of arrangements, the cost can always be improved. As in the proof of Theorem 6.3, for each group we move a hub to a desired location where it is no longer a thistle vertex and show that either the result has a higher cost, or the cost is the same but the result is not maximum; while moving the hub, we rearrange the necessary vertices to occupy the appropriate positions in the arrangement according to their level value. In each group, we denote the initial arrangement as  $\pi$ , and the final arrangement as  $\pi'$ . In the following analyses, we use  $a_{xy} \in \{0, 1\}$  to denote whether or not  $xy \in E$  for any two vertices  $x, y$ .

- Ⓐ  $l_\pi(h) = -1$ ; it is illustrated in Figure 18(a) and has three steps ( $A$  to  $C$ ). Here,  $n_{+2} \cup n_{+1} \cup n_{-2} \subseteq \Gamma(h)$  and  $n_{+2} + n_{+1} = 1 + n_{-2}$ . If  $l_\pi(g) = -1$ , then  $g \in n_{-1}$  and the position of  $g$  is affected when the vertices in  $n_{-2}$  are readjusted. However,  $g$  is moved to the right, whereby we deduce that  $\gamma_{\pi'}(g) > \gamma_\pi(g)$ . Now, if  $k = 1$  and  $l_\pi(g) = 0$  then  $n_0 = \{g\}$  and  $n_{+2} \cup n_{+1} \cup n_{-2} \cup n_0 = \Gamma(h)$ ; if  $k = 1$  and  $l_\pi(g) \neq 0$  then  $n_0 = \emptyset$  and  $n_{+2} \cup n_{+1} \cup n_{-2} = \Gamma(h)$ ; if  $k = 2$  then  $w_0 \in n_0$  and  $a_{w_0h} = 1$ ; plus,  $\delta_{\pi'}(w_0h) - \delta_\pi(w_0h) \geq 0$ . Disregarding the increment of  $\gamma(g)$  (when  $l_\pi(g) = -1$ ) and the (strictly positive) increment of the length of  $w_0h$  (except in the last step), now follow lower bounds of the increments in every step.

- A)  $A - O \geq a_{gh}n_{-2} + n_{-2}^2 \geq 0$ ,
- B)  $B - A \geq n_{-1}n_{-2} \geq 0$ ,
- C)  $C - B \geq a_{gh}n_{-2} + n_{-2}(d_h - 2) \geq 0$ , because  $d_h \geq 3$ .

Notice that the vertices in  $n_{-2}$  have now level 0 in  $\pi'$ . Since we must have  $n_{-2} > 0$ ,  $\pi'$  cannot be maximum due to Lemma 4.1(i). Therefore, since the cost of  $\pi'$  is at least the cost of  $\pi$ , then  $\pi$  cannot be maximum either.

- Ⓑ  $l_\pi(h) = 0$ ; it is illustrated in Figure 18(b) and has six steps ( $A$  to  $F$ ). Here,  $\Gamma(h) = n_{+2} \cup n_{+1} \cup n_{-1} \cup n_{-2}$  and  $n_{+2} + n_{+1} = n_{-1} + n_{-2}$ . If  $l_\pi(g) = 0$ , the position of  $g$  is affected when the neighbors  $n_{-1}$  are readjusted. However, when  $l_\pi(g) = 0$ ,  $\gamma_{\pi'}(g) = \gamma_\pi(g)$  (Section 6.3). If  $k = 1$  then  $n_0 = \emptyset$  (Proposition 3.4) and thus  $l_\pi(g) \geq 1$  and the position of  $g$  is never affected. In case  $k = 2$  then  $w_0 \in n_0$  and  $a_{w_0h} = 1$ . Notice that the length of edge  $w_0h$  would only increase in case it existed. Disregarding the (strictly positive) increment of the length of edge  $w_0h$  (except in the last step), now follow lower bounds of the increments in every step.

- A)  $A - O \geq a_{gh}n_{-1} + n_{-1}^2 \geq 0$ ,
- B)  $B - A \geq n_0n_{-2} \geq 0$ ,
- C)  $C - B \geq a_{gh}n_{-1} + n_{-1}(2n_{-1} - 1)$ ,
- D)  $D - C \geq a_{gh}n_{-2} + n_{-2}(n_{-2} + 2n_{-1} - 1) \geq 0$ , because we cannot have  $n_{-2} = n_{-1} = 0$ ,
- E)  $E - D \geq n_{-1}n_{-2} \geq 0$ ,
- F)  $F - E \geq a_{gh}n_{-2} + n_{-2}(d_h - 2) \geq 0$ , because  $d_h \geq 3$ .

If  $n_{-1} > 0$  then  $A - O > 0$  and  $C - B > 0$ . If  $n_{-1} = 0$  then  $n_{-2} > 0$  and the total sum of increments is  $R = n_{-1}(n_{-2} - 1 + a_{gh}) + n_{-2}(n_{-2} - 1) + n_{-2}(d_h - 2) + a_{gh}n_{-2} + a_{gh}n_{-2}$ . It is easy to see that  $R \geq 0$ . Since  $\pi'$  is not maximum (due to the vertices in  $n_{-2}$  having level 0 in  $\pi'$  and Lemma 4.1(i)) then  $\pi$  is not maximum.

- Ⓒ  $l_\pi(h) = 1$ ; it is illustrated in Figure 18(c) and has four steps ( $A$  to  $D$ ). Here,  $l_\pi(g) = d_g$ , and  $n_{+2} + 1 = n_{-1} + n_{-2}$ . The position of  $g$  is always affected since we assume that for any 2-linear tree,  $d_h \geq d_g$ . Here, if  $k = 1$  then  $n_0 = \emptyset$  and  $\Gamma(h) = n_{+2} \cup n_{+1} \cup n_{-1} \cup n_{-2}$ . If  $k = 2$  then  $h$  may have a neighbor  $w \in n_0$ , and, as before,  $\delta_{\pi'}(w_0h) - \delta_\pi(w_0h) \geq 0$ . Disregarding this edge (except in the second-to-last step), the increments of the four steps we identified are the following.

- A)  $A - O \geq -a_{gh}n_{+2} + n_{+2}^2 \geq 0$ ,
- B)  $B - A \geq n_{+1}n_{+2}^2 \geq 0$ ,
- C)  $C - B \geq -a_{gh}n_{+2} + n_{+2}(d_h - 2) \geq 0$ , because  $d_h \geq 3$ ,
- D)  $D - C \geq d_h - d_g \geq 0$ , because  $d_h \geq d_g$ .

As before, since  $\pi'$  is not maximum (due to the vertices in  $n_{-2}$  having level 0 in  $\pi'$  and Lemma 4.1(i)) and the cost of  $\pi'$  is at least the cost of  $\pi$ , then  $\pi$  is not maximum.

The case-by-case analysis above shows that an arrangement  $\pi$  cannot be maximum if the hubs of  $L$  are thistle vertices in  $\pi$ ; thus the hubs cannot be thistle vertices.  $\square$

Theorem 6.5 tells us which vertices of a 2-linear tree have the *potential* to be thistle vertices in a maximum arrangement. Some 2-linear trees are only maximizable by bipartite arrangements (Tables 4 and 5) and thus there are no thistle vertices in their maximum arrangements.

It is easy to see now that MaxLA is solvable for any  $L \in \mathcal{L}_n$  in time  $O(n)$  based on the characterization of its maximum arrangements given in Theorem 6.5 and Lemma 4.1. The algorithm (Algorithm 6.1) simply takes the maximum between a maximal bipartite arrangement and a maximal non-bipartite arrangement where the thistle vertex is an arbitrary vertex in the bridge of  $L$ . This is formalized in Corollary 6.6.

**Corollary 6.6.** *MaxLA is solvable in time and space  $O(n)$  for any  $L \in \mathcal{L}_n$ .*

*Proof.* Let  $L \in \mathcal{L}_n$  be a 2-linear tree. A maximum arrangement is the arrangement with the higher cost between a maximal bipartite arrangement and a maximal non-bipartite arrangement. Recall that maximal bipartite arrangements of  $n$ -vertex bipartite graphs can be constructed in time and space  $O(n)$  (Theorem 5.2 and Algorithm 5.1).

It remains to show that the construction of a maximal non-bipartite arrangement of  $L$  can be done in time  $O(n)$ . Theorem 6.5 states that the only potential thistle vertex of  $L$  is located in its bridge, a branchless path. Recall that a maximal non-bipartite arrangement of a single thistle vertex of degree 2 can be constructed in time and space  $O(n)$  (Theorem 5.6 and Algorithm 5.2). Therefore, the time and space needed to construct a maximal non-bipartite arrangement of  $L$  is  $O(n)$ .  $\square$

---

**Algorithm 6.1:** MaxLA for every 2-linear trees in time  $O(n)$  and space  $O(n)$ .

---

**Input:**  $L \in \mathcal{L}_n$  a 2-linear tree.

**Output:** A maximum arrangement of  $L$ .

```

1 Function MAXIMUMARRANGEMENTTWO LINEAR( $L$ ) is
  // Maximal bipartite arrangement of  $L$ . Algorithm 5.1.
2    $\pi_B^* \leftarrow \text{BIPARTITEMAXLA}(L)$  // Cost:  $O(n)$ 
3    $t \leftarrow$  an arbitrary internal vertex from the bridge of  $L$  // Cost:  $O(n)$ 
  // Maximal non-bipartite arrangement of  $L$  with exactly one thistle. Algorithm 5.2.
4    $\pi_{\bar{B}}^* \leftarrow \text{1-KNOWN-THISTLE-MAXLA}(L, t)$  // Cost:  $O(n)$ 
  // Return the maximum arrangement, breaking ties arbitrarily.
5   return  $\max(L; \pi_B^*, \pi_{\bar{B}}^*)$  // Cost:  $O(n)$ 

```

---

Now we use Lemma 4.1 to quantify the number of potential thistles and bound their number in  $k$ -linear trees.

**Property 6.7.** *Given any  $L \in \mathcal{L}_n^{(k)}$  be a  $k$ -linear tree with  $k \geq 1$ , we have that*

$$|\Psi(L)| = 2k - 1. \quad (28)$$

*Proof.* We simply apply Property 5.1. Given any tree  $L \in \mathcal{L}_n^{(k)}$ , it is easy to see that, by definition,  $H(L) = k$  and  $I(L) = k - 1$ .  $\square$

It is interesting to notice that we can further refine the previous result: a sizable subclass of  $\mathcal{L}_n$ , determined by the parity of the length of the bridge, may be maximizable only by bipartite arrangements. Tables 4 and 5

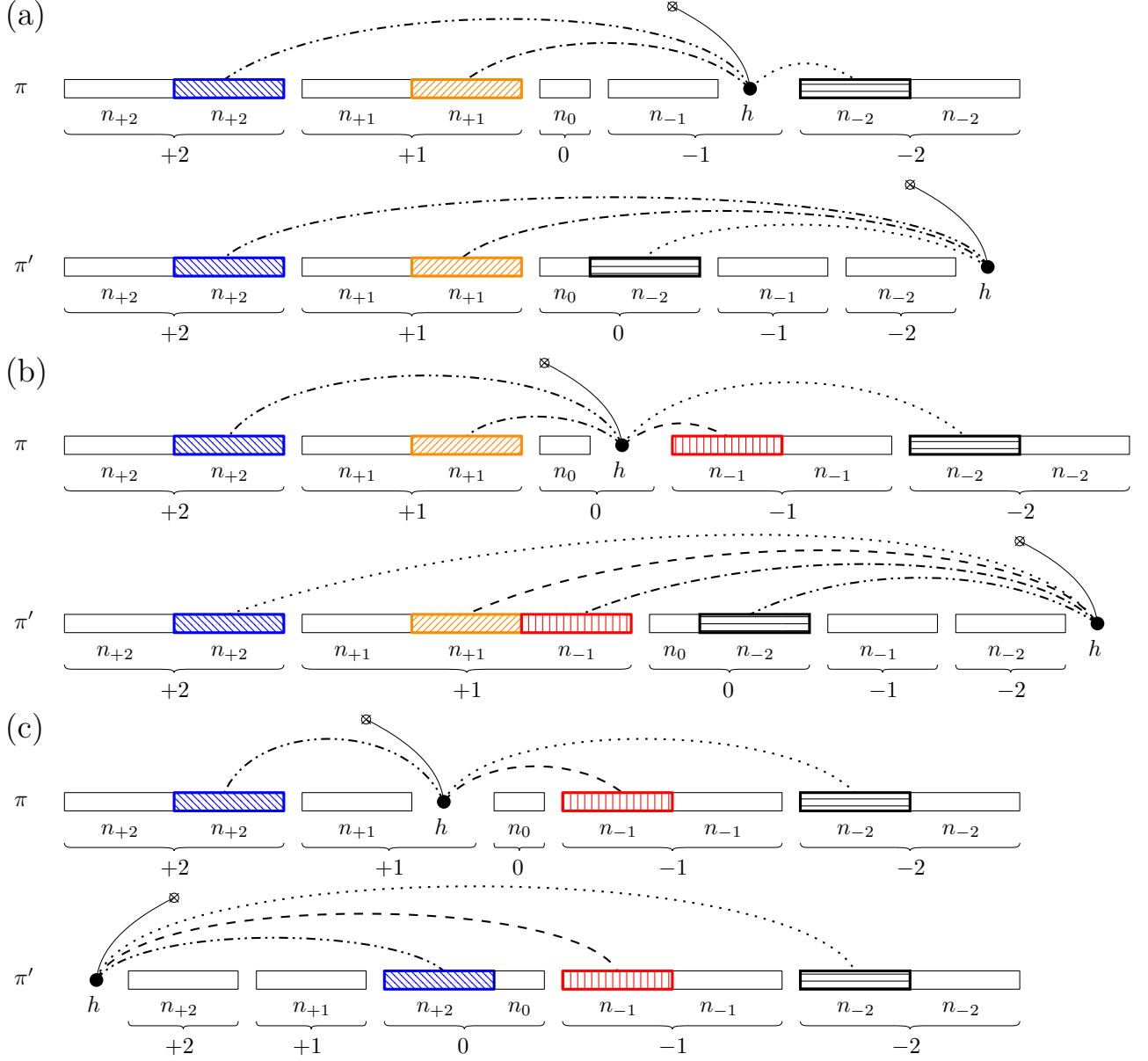


Figure 18: Proof of Theorem 6.5. Pairs of arrangement before moving  $h$ , and final arrangement after moving  $h$ . In the figure, hub  $g$  is not shown, but is assumed to be such that  $\pi(g) < \pi(h)$ ; the edge connecting  $g$  and  $h$  (when it exists in the tree) is depicted with a solid line emanating from  $h$  and ending at a crossed circle. The values  $n_{+2}$ ,  $n_{+1}$ ,  $n_{-1}$  and  $n_{-2}$  indicate both the set and amount of neighbors of  $h$  of level  $+2$ ,  $+1$ ,  $-1$ , and  $-2$  respectively. The values  $n_{+2}$ ,  $n_{+1}$ ,  $n_{-1}$  and  $n_{-2}$  indicate both the set and amount of vertices in the tree non-neighbors of  $h$  with level  $+2$ ,  $+1$ ,  $0$ ,  $-1$ , and  $-2$  respectively. (a)  $l_\pi(h) = -1$ . (b)  $l_\pi(h) = 0$ . (c)  $l_\pi(h) = 1$ .

show the amount of  $n$ -vertex 2-linear trees maximizable only by bipartite or non-bipartite arrangements, and maximizable by both, for several values of  $n$ , classified by bridge length. The fact that the 2-linear trees of odd-length bridge for  $n \leq 23$  are maximizable only by bipartite arrangements motivates the following conjecture.

**Conjecture 6.8.** *Let  $L \in \mathcal{L}_n$  be a 2-linear tree whose bridge has length odd. None of the maximal non-bipartite arrangements for  $L$  is a maximum arrangement. More formally,  $\mathcal{D}^*(L) = \mathcal{B}^*(L)$ .*

## 7 Conclusions

In this article we have put forward a new property of maximum arrangements of graphs. In Section 4, we have shown that the vertices of leaf-ended branchless paths cannot be thistle vertices in maximum arrangements (Lemma 4.1(i)), and that at most one of the internal vertices of bridge paths can be a thistle vertex in a maximum arrangement (Lemma 4.1(ii)).

In Section 5 we have presented a division of the  $n!$  arrangements of any graph into *bipartite* and *non-bipartite* arrangements, which encompasses previous known solutions of **MaxLA**. We have devised an optimal algorithm to solve **Bipartite MaxLA** for any bipartite graph in time  $O(n)$  (Section 5.2). Interestingly, this classification of the types of solutions and the solutions of **MaxLA** themselves (obtained for all trees for  $n \leq 23$  and for trees selected u.a.r. for  $24 \leq n \leq 45$ ) led us to conjecture, in Section 5.3, that **MaxLA** can be solved via **Bipartite MaxLA** for most trees even for large  $n$  (Conjectures 5.3 and 5.4). This has the potential to characterize **MaxLA** as being solvable in time  $O(n)$  for a large class of trees. In the event that such proportion vanishes for large  $n$ , we also conjectured that the decrease of  $p_n$  is slow and power-law-like (Conjecture 5.5). Furthermore, we have found that the maximal bipartite cost constitutes a high quality approximation to the maximum cost all trees for  $n \leq 23$  (Section 5.5). Finally, we have observed that, more often than not, those trees not maximizable by bipartite arrangements are maximizable by non-bipartite arrangements with just one thistle vertex. Accordingly, we introduced **1-thistle MaxLA** as a new variant of **MaxLA** and devised an algorithm to solve it for trees that runs in time  $O(n^2 2^{\Delta(T)})$  (Section 5.4). The combination of our algorithms for **Bipartite MaxLA** and **1-thistle MaxLA** is advantageous with respect to the algorithm by Nurse and De Vos for **MaxLA**: ours has lower worst-case time complexity on individual trees and typically over unlabeled trees. Furthermore, although this combination does not solve **MaxLA** for all trees, we have observed it produces a high quality approximation.

Concerning results on specific classes of graphs, we applied, in Section 6, the new characterization presented in Section 4 to solve **MaxLA** in four classes of graphs. We have (1) proven that cycle graphs are maximizable only by bipartite (resp. non-bipartite) arrangements when  $n$  is even (resp. odd) (Theorem 6.1), (2) proven that path graphs and spider graphs are maximizable only by bipartite arrangements (Corollary 6.2, and Theorem 6.3 and Corollary 6.4 respectively), (3) proven that **MaxLA** can be solved in time  $O(n)$  for 2-linear trees (Theorem 6.5 and Corollary 6.6) and (4) put forward Conjecture 6.8.

### 7.1 Future work

In this paper we do not solve **MaxLA** completely, and there is still more work to be done to find a polynomial time algorithm that solves **MaxLA** for trees, should such an algorithm exist. Future research should strive to devise said algorithm. Other equally interesting lines of research are first the characterization of the trees that are maximizable by bipartite arrangements, and then investigating Conjectures 5.3 and 5.4. On the one hand, we have learned that these trees have a low number of potential thistle vertices (Sections 5.3 and 6.4, Properties 5.1 and 6.7, and Tables 6 and 7). On the other hand, we have learned that non-bipartite arrangements that solve **MaxLA** can be obtained from maximal bipartite arrangements applying a simple rotation heuristic (Section 5.5.1), suggesting that the linear arrangements that solve **Bipartite MaxLA** are close to certain non-bipartite arrangements that solve **MaxLA** in the space of possible solutions, thus suggesting a possible line of research to obtain an algorithm to solve **MaxLA** for trees. In addition to the major conjectures above, a proof or a counterexample for Conjecture 6.8 will complete our understanding of **MaxLA** on 2-linear trees. Finally, the 2-approximation factor by Hassin and Rubinstein [21] (Equation 24) may be improvable in trees (Figure 10).

## Acknowledgments

The authors' research is supported by a recognition 2021SGR-Cat (01266 LQMC) from AGAUR (Generalitat de Catalunya) and the grants AGRUPS-2022 and AGRUPS-2023 from Universitat Politècnica de Catalunya. LAP is supported by Secretaria d'Universitats i Recerca de la Generalitat de Catalunya and the Social European Fund and a Ph.D. contract extension funded by Banco Santander. JLE is supported by grant PID2022-138506NB-C22 funded by Agencia Estatal de Investigación.

## A Branch and Bound algorithm for trees

In this section we outline how we adapted the Branch and Bound (B&B) algorithmic paradigm, a well-known algorithmic strategy applied to discrete combinatorial optimization first introduced by Land and Doig [1], to MaxLA. It is summarized in Algorithm A.1. Its execution time<sup>8</sup> is shown in Table 1.

The exploration of the search space is simply the (implicit) enumeration of all  $n!$  arrangements. We enumerate arrangements by constructing one recursively, adding vertices to it one at a time and in consecutive positions starting at position 1. When a vertex is in the arrangement we say it is *assigned*; when a vertex is not in the arrangement, that is, it is not assigned to any position of the arrangement, we say it is *unassigned*. The algorithm has an internal state that defines several data structures, including the arrangement, used to keep track of the construction of the arrangement (Appendix A.1). In order to reduce the search space, a vertex is added to the arrangement only if it satisfies all constraints (Appendix A.3) related to maximum arrangements (Appendix A.3.1) and satisfies all symmetry constraints (Appendix A.3.2). When an arrangement has been completed we keep it if its cost is larger than or equal to the current maximum found. We only keep one representative arrangement for every isomorphism class under level-isomorphism of arrangements (Section 2).

In order to make further explanations clearer, we say that the set of positions  $1, \dots, r-1$  in the arrangement of the internal state with a vertex assigned to them up to a certain point is the *prefix* of the arrangement, and the set of positions with no vertex assigned is the *suffix* of the arrangement. For the sake of brevity, we say that *a vertex is in the prefix* if it is assigned to a position in the arrangement. Moreover, in the following analyses we assume that the next vertex to be placed, say  $u$ , will be put at position  $r$ . Therefore, the prefix has size  $n_p = r-1$  and the suffix has size  $n_s = n-r+1$ , where  $n$  is the number of vertices of the tree. Let  $v = \pi^{-1}(r-1)$ .

Now, given a partially-constructed arrangement, the algorithm decides whether or not it is worth trying to assign more vertices by determining an optimistic upper bound of the cost of the best arrangement that can be made with the current prefix (Appendix A.4). If this upper bound is larger than the cost of the current maximum, then the algorithm continues the exploration (we *branch*). If the upper bound is lower than the current maximum, it does not continue the enumeration of arrangements with the given prefix (*bound*). In order to ensure these bounds help as much as possible, the algorithm is initialized with an arrangement whose cost is believed to be large enough (Appendix A.2). Furthermore, in case the algorithm branches and, depending on the current state of the prefix, the algorithm completes the suffix with much faster, specialized algorithms than B&B itself (Appendix A.5).

For all the explanations below, assume that we are arranging a tree  $T = (V, E)$  where  $V$  can be partitioned into  $V = V_1 \cup V_2$  where all  $uv \in E$  are such that  $u \in V_1$  and  $v \in V_2$  or vice versa. Finally, it is important to note that vertices of any graph  $G$  are often labeled (or indexed) in the data structure that implements them, even when the graph is said to be unlabeled. Therefore, any vertex  $w$  of  $G$  carries with it an index that is implicit in the implementation. We heavily rely on these indices to break symmetries (Appendix A.3.2) by imposing a relative order among certain subsets of vertices. We say that  $w$  is a *lower-indexed vertex* with respect to  $u$  if, in the implementation,  $w$  has an index lower than the index of  $u$ .

### A.1 Internal state of the algorithm

The internal state is made up of structural information of the tree, and 'structural' information of the arrangement.

One crucial piece of information is that of *vertex orbit* of a graph [29, 32, 40]. This concept comes from Algebraic Graph Theory and is defined on the basis of *graph automorphism*  $G$  [32]. An automorphism  $g$  of a graph  $G$  is an *isomorphism* from  $G$  to itself. Recall, an isomorphism between two graphs  $G$  and  $H$  is a bijective

---

<sup>8</sup>When measuring execution time, we run the B&B on an Intel Core i5-10600 CPU, compiled with g++ version 11.4.0 and optimization level -O3, parallelized with 6 threads.

---

**Algorithm A.1:** Main steps of our adaption of the B&B paradigm to MaxLA.

---

**Input:**  $T$  an  $n$ -vertex free tree.  $r$ , the next position where to assign a vertex, an integer in  $[1, n]$ . An implicit, internal state of the algorithm, including the arrangement under construction.

**Output:** All maximum arrangements of  $T$ .

```

1 Function BRANCH_AND_BOUND_REC( $T, r$ ) is
2   Let  $\pi$  be the arrangement in the current state of the algorithm. The positions  $1, \dots, r-1$  of  $\pi$  have
   a vertex assigned. The others do not
3   if  $\pi$  is complete, that is, if  $r = n$  then
4     Put  $\pi$  in the set of maximum arrangements, when appropriate.
5     return
6   Estimate an upper bound of the cost of  $\pi$  upon completion. If the upper bound is larger than the
   current maximum, continue completing the arrangement (branch). If the upper bound is less than
   the current maximum, stop (bound).
7   If the remaining, unassigned vertices are easy to arrange in the suffix, then deal with this case with a
   specialized algorithm and stop.
8   for all unassigned vertices  $u \in V$  do
9     if vertex  $u$  satisfies all constraints then
10      Update internal state of the algorithm: vertex  $u$  is assigned at position  $r$  in  $\pi$ .
11      BRANCH_AND_BOUND_REC( $T, r+1$ )
12      Update internal state of the algorithm: vertex  $u$  is removed from position  $r$  in  $\pi$ .

```

**Input:**  $T$  an  $n$ -vertex free tree.

**Output:** All maximum arrangements of  $T$ .

```

13 Function BRANCH_AND_BOUND( $T$ ) is
14   Compute a maximal bipartite arrangement. Add this arrangement to the set of maximum
   arrangements.
15   Initialize the internal state appropriately
16   BRANCH_AND_BOUND_REC( $T, 1$ )

```

---

$n$	Time (ms)	$n$	Time (ms)	$n$	Time (ms)	$n$	Time (ms)	$n$	Time	$n$	Time
1	0.00	8	0.03	15	0.21	22	8.76	29	468 ms	36	27.8 s
2	0.02	9	0.04	16	0.35	23	15.4	30	838 ms	37	46.7 s
3	0.02	10	0.04	17	0.56	24	29.5	31	1.41 s	38	1 m 33 s
4	0.02	11	0.05	18	0.99	25	43.2	32	2.88 s	39	2 m 42 s
5	0.02	12	0.09	19	1.66	26	86.2	33	5.06 s	40	4 m 51 s
6	0.02	13	0.10	20	2.92	27	146	34	8.69 s		
7	0.03	14	0.14	21	4.82	28	253	35	15.3 s		

Table 1: The average execution time of the B&B algorithm we implemented on a single tree of  $n$  vertices. The algorithm was run on 500 trees selected u.a.r. from  $\mathcal{F}_n$  all  $n$ .

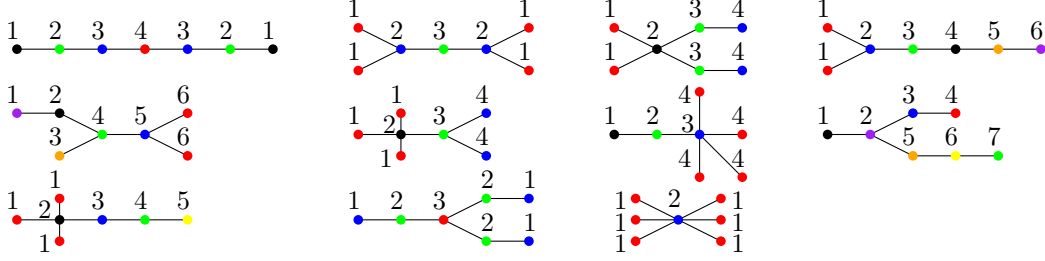


Figure 19: All 7-vertex trees up to isomorphism. Orbits are indicated with colors and numeric labels.

function  $\varphi : V(G) \rightarrow V(H)$  from the vertices of  $G$  to the vertices of  $H$  so that  $uv \in E(G) \leftrightarrow \varphi(u)\varphi(v) \in E(H)$  [3]. We write  $G \cong H$  to denote that  $G$  and  $H$  are isomorphic. The set of all automorphisms  $g$  of  $G$  forms a group under composition, called the *automorphism group* of  $G$ , denoted here as  $Aut(G)$ . Now, the orbit of a vertex  $w$  is simply the set of vertices  $z$  that are mapped to  $w$  by some automorphism in  $Aut(G)$ . The vertex orbit of vertex  $w$ , denoted as  $Orb(w)$ , can be formally defined as

$$Orb(w) = \{z \in V(G) \mid \exists g \in Aut(G) : z = g(w)\},$$

where  $g(w)$  is the vertex to which  $w$  is mapped by the automorphism  $g$ . Henceforth, ‘vertex orbits’ are referred to simply as ‘orbits’. See Figure 19 for an illustrative example which shows all vertex orbits in all 7-vertex trees up to isomorphism. Further, we define  $OrbRep(T) = \{u_1, \dots, u_k\} \subseteq V$  be a maximal set of vertices of the tree such that  $Orb(u_i) \neq Orb(u_j)$  for all pairs of  $u_i, u_j \in OrbRep(T)$ . For example,  $OrbRep(T) = \{\text{center}, \text{leaf}\}$  when  $T$  is a star graph. We can see  $OrbRep(T)$  as a set of representatives of all vertex orbits, where the representative is chosen arbitrarily. We use Nauty [32, 48] to compute these orbits.

Now, in any given rooted tree  $T^w$ , any two sibling vertices  $z_1, z_2$  are said to be isomorphic ( $T_{z_1}^w \cong T_{z_2}^w$ ) if, and only if  $z_1$  and  $z_2$  are in the same orbit, that is, if  $Orb(z_1) = Orb(z_2)$ . We call such pair of vertices  $z_1$  and  $z_2$  *isomorphic siblings*. Given a vertex  $z$  we say that  $y$  is an *isomorphic sibling* of  $z$  if  $T_z^w \cong T_y^w$ .

### A.1.1 Structural information of the tree

This information is built by the algorithm before starting its execution. This consists of:

- The partition  $V_1$  or  $V_2$  every vertex belongs to. This is implemented using a simple array of  $n$  Boolean values.
- The number of vertices in each  $V_1$  and  $V_2$ .
- The set of leaves for every vertex.
- The orbit sets of the tree, with two arrays. One of as many positions as  $|OrbRep(T)|$  where each corresponds to the set of vertices of a unique orbit. The other is an array of  $n$  indices mapping each vertex to its orbit in the first array.
- An array containing all the branchless paths in the tree as defined in Section 4. This is implemented using an array of several structured values. Each structured value encodes a branchless path  $P = (u_1, \dots, u_k)$  in the tree with the following information
  - The set of vertices in this path, implemented as an array of  $n$  Boolean values for constant-time querying, and as an array which lists the vertices in the order they were found when searching for the path in a Breadth-First Search traversal.
  - The endpoints of the path, and the vertex with the smallest index (not including the endpoints) are readily available so that they can be queried in constant time.

We use another array to locate every vertex in its corresponding path in constant time; it is an array of indices. Furthermore, the internal state also defines an array that relates every vertex to its corresponding path.



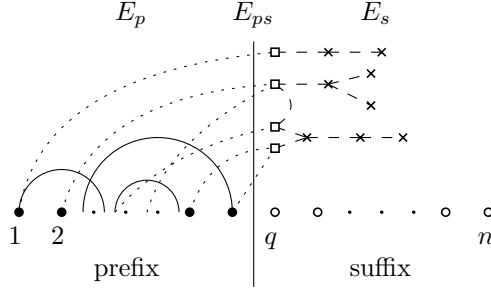


Figure 20: Illustration of the prefix and suffix of the arrangement (at each side of the vertical line). Filled circles (●) are vertices of the tree assigned to the prefix. Solid edges are the edges in  $E_p$ ; dotted edges (the only edges that intersect the vertical line) are the edges in  $E_{ps}$ ; dashed edges are the edges in  $E_s$ . Empty circles (○) indicate empty positions in the arrangement. Crosses (×) and empty squares (□) denote unassigned vertices. Empty squares highlight border vertices.

All this information is built in time  $O(n^c)$  per tree where the time spent to construct the vertex orbits dominates the whole initialization step. Although constructing these orbits is difficult in general graphs [32], computing vertex orbits in a tree can be done in time  $O(n)$  [9]. For simplicity, we use Nauty [32, 48] and the algorithm that it implements solves this task for general graphs. Nevertheless, when the input graph is a tree the implementation in Nauty takes polynomial time in  $n$  [46]. Even though the exact value of  $c$  is not clear, in our implementation of these steps we have that  $c \geq 2$  due to the construction of all the branchless paths in the tree. The amount of space needed to store all this information is  $O(n)$ .

### A.1.2 Structural information of the arrangement

In this B&B we also store and keep track of the state of the arrangement at any given time. That is, the internal state of the algorithm is updated after adding (Algorithm A.1 (line 10)) or removing (Algorithm A.1 (line 12)) a vertex from the arrangement, at a given position  $r$ . This enlarges or shortens the prefix of the arrangement by one position. We now describe the information that is kept track of in the internal state of the algorithm to ensure efficient evaluation of upper bounds and efficient constraint checking.

**Assigned and unassigned vertices** We keep track of the assigned and unassigned vertices in an array of  $n$  positions. Moreover, we track the sets of edges whose endpoints are

- Both assigned, denoted as  $E_p$ . This is the set of edges that are completely contained in the prefix. We denote its size as  $m_p$ .
- One is assigned, the other is not, denoted as  $E_{ps}$ . This is the set of edges that hover over the border that separates the prefix and the suffix. We denote its size as  $m_{ps}$ .
- Both endpoints are unassigned, denoted as  $E_s$ . This is the set of edges that are completely contained in the suffix. We denote its size as  $m_s$ .

These sets are illustrated in Figure 20. They are implemented using linear sets for each  $E_i$  where  $i \in \{p, s, ps\}$ . A *linear set* is a simple data structure that implements constant time addition and removal of elements, and is implemented using 3 arrays. One is used to store the elements of size at most  $N_1$ , and the other two are used to keep track of the presence (binary) of the elements in the first array and their position, of size  $N_2$ . Elements stored in the set have to be mapped to a specific, constant position in the last two arrays by a constant-time computable function  $F$ . For two different elements  $e_1$  and  $e_2$ ,  $F$  must be such that  $F(e_1) \neq F(e_2)$ . To store edges, we set  $N_1 = n$  and  $N_2 = n^2$  and the function  $F$  is defined to be  $F(uv) = vn + u$  where vertices  $u$  and  $v$  are interpreted as integer numbers equal to their indices; edges are always added with their vertices sorted by index ( $u < v$ ).

We also keep track of the unassigned vertices with some neighbor assigned to the prefix using a linear set for which we set  $N_1 = N_2 = n$  and  $F(u) = u$ . We refer to these vertices as *border vertices* which are depicted as white squares in Figure 20. Keeping track of these vertices is done while the sets  $E_i$  are updated.

When  $u$  is added to the arrangement all edges incident to  $u$  in  $E_{ps}$  are moved to  $E_p$  and all edges incident to  $u$  in  $E_s$  are moved to  $E_{ps}$ . When  $u$  is removed the direction of the ‘movement’ reverses. The cost of updating all sets  $E_i$  when vertex  $u$  is added to or removed from the prefix can be expressed as

$$O(l_\pi(u)) + O(r_\pi(u)) = O(d(u)).$$

Moreover, the algorithm keeps track of the amount of vertices of each partition  $V_1$  and  $V_2$  of the vertex set of the tree that have been assigned. This is done in constant time.

Now, we denote the total sum of the lengths of the edges in  $E_p$ ,  $E_{ps}$  and  $E_s$  as  $D_p$ ,  $D_{ps}$  and  $D_s$ , respectively. Thus, trivially,  $D = D_p + D_{ps} + D_s$ . The value of  $D_p$  is, by definition, the cost of the prefix of the arrangement

$$D_p = \sum_{uv \in E_p} |\pi(u) - \pi(v)|.$$

Notice that  $D_p$  is the only value that can be completely calculated at any point in the algorithm,  $D_{ps}$  can only be calculated partially, and  $D_s$  is unknown.  $D_{ps}$  can be known partially because each edge in  $E_{ps}$  can be split into the part of the edge over the prefix (plus position  $r$ ) and the part of the edge over the suffix (minus position  $r$ ). The two parts are called the *left anchor* and the *right anchor* of the edge. Thus, we can set  $D_{ps} = D_{ps}^{\rightarrow} + D_{ps}^{\leftarrow}$ , where  $D_{ps}^{\rightarrow}$  (resp.  $D_{ps}^{\leftarrow}$ ) is defined as the sum of the lengths of the left (resp. right) anchors of the edges in  $E_{ps}$ . The former is the only part that is known and is calculated as follows

$$D_{ps}^{\rightarrow} = \sum_{uv \in E_{ps}} r - \pi(u).$$

The algorithm keeps track of the values of  $D_p$  and  $D_{ps}^{\rightarrow}$  and are calculated while updating the sets  $E_i$  and does not increase that cost since it is implemented with constant-time operations.

Finally, for each vertex, we also keep track of the number of assigned and unassigned neighbors. For the sake of brevity, we define the *assigned degree*, (resp. *unassigned degree*) denoted as  $d_\pi^a(w)$  (resp.  $d_\pi^u(w)$ ) of a vertex as the number of assigned (resp. unassigned) neighbors:

$$d_\pi^a(w) = |\{v \in \Gamma(w) \mid \pi(v) < r\}|, \quad (29)$$

$$d_\pi^u(w) = |\{v \in \Gamma(w) \mid \pi(v) \geq r\}|. \quad (30)$$

The sum of the two quantities equals the degree of the vertex.

**Level and cut signatures** While building the sets  $E_i$  the algorithm counts how many neighbors of  $u$  are to its left (that is, in the prefix). This amount is, by definition, the left directional degree; the right directional degree is calculated as  $r_\pi(u) = d(u) - l_\pi(u)$ . With this, the algorithm builds the level signature of the arrangement under construction. We also calculate the cut signature of the arrangement using the level values (Equation 11). These two steps are carried out in constant time.

## A.2 Initial maximal arrangement

We use as initial ‘maximum’ arrangement given to the B&B arrangement a maximal bipartite arrangement (Algorithm A.1 (line 14)). It is built in time and space  $O(n)$ . We do not apply the heuristic explained in Section 5.5.1 due to its high computational cost which causes an unnecessary increase in execution time since most trees are maximizable by bipartite arrangements (and thus running the heuristic would not have any effect on most trees (Section 5.3)).

## A.3 Constraints to be satisfied

Here we list the constraints that a vertex has to satisfy so that it can be added to the prefix of the arrangement (Algorithm A.1 (line 9)). The order in which the constraints are listed here does not necessarily reflect the order in which they are checked in the actual implementation.

### A.3.1 Concerning optimality

First, the algorithm ensures that Propositions 3.3 and 3.4 and Lemma 4.1 will hold if  $u$  is added. The former can be asserted easily in constant time. The latter is done in time  $O(d(u))$  since it has to be checked against all its (assigned) neighbors. The algorithm also ensures that the largest level value of the unassigned neighbors of  $u$  is smaller than that of  $u$ ; this is done in time  $O(d(u))$ . All these checks use the data structures that are updated after every addition/removal of a vertex (Appendix A.1.2). Furthermore, the largest cut  $c_*$  must satisfy [34]

$$c_* \geq \frac{n^2 - 1}{2},$$

which is checked in constant time.

Besides, the algorithm does not let the arrangement become bipartite: since the algorithm already contains a maximal bipartite arrangement (or a better one) in its set of maximum arrangements found, no bipartite arrangement will ever surpass the initial maximum. This is also checked in constant time.

### A.3.2 Concerning symmetries

Now follow the constraints implemented for symmetry breaking, a strategy applied to avoid constructing level-isomorphic arrangements.

First, the first vertex added to the arrangement is the lowest-indexed vertex in its vertex orbit of the tree. That is, the B&B is started only at as many vertices as orbits there are in the tree, and only the lowest-indexed vertex is used. Notice that, by definition of orbit, the search space that unfolds by starting at a vertex of an orbit yields arrangements that are edge-isomorphic to those yielded by the search space that unfolds by starting at any other vertex of the same orbit. For instance, for the path tree in Figure 19 (top left) the algorithm will only use 4 vertices for the first position of the arrangement (one of the vertices labeled with 1, one of 2, one of 3, and the only vertex labeled with 4). The B&B algorithm is parallelized only here at the vertex orbit level.

In a permutation where the non-leaf vertices of the tree are fixed, the  $l(w)$ -many leaves of a vertex  $w$  can be placed in  $l(w)!$  different ways. Since all of these different orderings yield edge-isomorphic arrangements, a relative ordering is imposed among them using their indices. That is, the algorithm break symmetries by ensuring that the  $l(w)$  leaves adjacent to vertex  $w$  are placed in the arrangement in only one of the  $l(w)!$  possible orderings (accounting for arbitrary spaces between pairs of leaves). A new leaf  $u$  of vertex  $w$  is added to the arrangement only if all its lower-indexed siblings have already been assigned. This is checked in time  $O(l(w))$ .

The algorithm uses Proposition 3.5 to break symmetries among all vertices  $v$  with the same level value by forcing these vertices to be ordered by their indices. Thus, a new vertex  $u$  is added only if the previous vertex with the same level value has a lower index. This is checked in constant time.

Finally, the algorithm considers symmetries with respect to subtree isomorphism. Let  $x$  be the first vertex of the arrangement and assume  $u \neq x$ . Recall, two sibling vertices  $z_1, z_2$  are isomorphic ( $T_{z_1}^x \cong T_{z_2}^x$ ) if, and only if,  $Orb(z_1) = Orb(z_2)$ . Let  $y$  be an isomorphic sibling vertex of  $u$ . Crucially, in any arrangement  $\pi$  of  $T$  with  $\pi(x) = 1$  we can swap the vertices of  $T_y^x$  and  $T_u^x$  and the resulting arrangement would be edge-isomorphic to the first. More formally, if  $\phi : V(T_y^x) \rightarrow V(T_u^x)$  is the isomorphism function, then swapping all pairs of vertices  $w \in V(T_y^x)$  and  $\phi(w) \in V(T_u^x)$  produces an arrangement  $\pi'$  that is edge-isomorphic to  $\pi$ . Therefore, vertex  $u$  is added to the prefix only when all its lower-indexed isomorphic siblings have already been assigned. This is implemented in time linear in the number of isomorphic siblings of  $u$ .

## A.4 Upper bounds

Here is explained how the algorithm decides to bound (or branch) based on the prefix built so far. For this, the algorithm estimates (optimistically) an upper bound for the cost of the arrangement with a given prefix (Algorithm A.1 (line 6)). This is done by estimating upper bounds of  $D_{ps}$  and  $D_s$ , denoted as  $D_{ps}^*$  and  $D_s^*$  respectively.

- $D_{ps}^*$  is calculated as

$$D_{ps} \leq D_{ps}^* = D_{ps}^{\rightarrow} + D_{ps}^{\leftarrow*}.$$

where  $D_{ps}^{\rightarrow}$  is known and  $D_{ps}^{\leftarrow*}$  is an upper bound of  $D_{ps}^{\leftarrow}$ .  $D_{ps}^{\leftarrow*}$  is calculated as the sum of the right anchors of the edges in  $E_{ps}$  where the border vertices  $w_1, \dots, w_k$  in  $E_{ps}$  (where  $k$  here denotes the number of border vertices) are sorted non-decreasingly by their assigned degree  $d_\pi^a(w)$  (thus  $d_\pi^a(w_1) \leq \dots \leq d_\pi^a(w_k)$ ),

and arranged at the last  $k$  positions of the suffix, where  $w_i$  is placed at position  $n + k - i$  (following Proposition 3.3). Ties are broken arbitrarily thanks to Proposition 3.5. The length of the right anchor for a single edge  $uw_i \in E_{ps}$  is  $\pi(w_i) - r$ . Sorting is implemented using counting sort [20], thus it runs in time  $O(k)$ . Then

$$D_{ps}^{\leftarrow} \leq D_{ps}^{\leftarrow*} = \sum_{i=n-k}^n (i - r) d_{\pi}^a(w_i).$$

- To calculate  $D_s^*$ , first recall that the amount of vertices in  $E_s$  equals  $n_s$  and it is easy to see that the graph induced by the edges in  $E_s$  is a forest, hence  $m_s \leq n_s - 1$ . Here we follow a strategy borrowed from [42, Theorem 1, Appendix D] that consists of computing a maximum spanning tree with Prim's algorithm to obtain the maximum value of  $M[D(T)]$  over all  $n_s$ -vertex trees  $T$ . That maximum value (Equation 6) [42] is achieved by a balanced bistar graph of  $n_s$  vertices [42, Theorem 1]. Now, to calculate  $D_s^*$ , the method above is adapted to the computation of a maximum spanning forest of  $m_s$  edges. This adaption consists of simply choosing the  $m_s$  edges of highest length in the maximum linear arrangement of the balanced bistar graph. Usually,  $m_s < n_s - 1$ , but when  $m_s = n_s - 1$  the result is precisely a balanced bistar graph of  $n_s$  vertices. The sum of the weights is, for  $m_s$  odd,

$$D_s^* = n_s - 1 + \sum_{i=2}^{(m_s+1)/2} 2(n_s - i) = \frac{4n_s m_s - m_s^2 - 4m_s + 1}{4},$$

and, for  $m_s$  even, is

$$D_s^* = n_s - 1 + \sum_{i=2}^{m_s/2} 2(n_s - i) + (n_s - (m_s/2 + 1)) = \frac{4n_s m_s - m_s^2 - 4m_s}{4}.$$

Then,

$$D_s^* = \frac{m_s(4(n_s - 1) - m_s) + (m_s \bmod 2)}{4}.$$

It is easy to see that these bounds do not take into account the dependencies between the sets  $E_{ps}$  and  $E_s$ . These bounds are calculated in time linear in the size of the suffix, which is  $O(m_{ps} + m_s)$ .

If the upper bound, calculated as  $D_s + D_{ps}^* + D_s^*$ , falls strictly below the current maximum we bound.

## A.5 Special cases

There are two scenarios that are processed with specialized algorithms to improve the efficiency of the B&B algorithm (Algorithm A.1 (line 7)). Both arise when  $E_s = \emptyset$ , that is, when all unassigned vertices have all of their neighbors in the prefix of the arrangement. The general case arises when at least one of the unassigned vertices is not a leaf, that is, when its degree is larger than 1. In this case the algorithm simply arranges the vertices in the suffix so that they follow Proposition 3.3. If it is not possible to do so, it bounds: it may not be possible when the lowest degree of the unassigned vertices in  $E_{ps}$ , denoted as  $\delta_*$ , is such that  $l_{\pi}(v) < \delta_*$ . The particular case is simply when the unassigned vertices are all leaves. Both cases are dealt with quite similarly, and both constructions run in time  $O(m_{ps})$ . The more general case requires sorting (we use counting sort [20]) and the latter does not; when all unassigned vertices are leaves, the arrangement can be completed by arranging them in any arbitrary way.

## A.6 Estimation of the reduction of the search space

Deriving an expression for the exact reduction of the search space in this B&B is difficult. However, we can estimate an upper bound of this reduction as follows. Each of the following expressions denote the amount of permutations that are *subtracted* from the total search space of  $n!$  permutations.

The first reduction of the search space is due to breaking symmetries using vertex orbits. Let  $OrbRep(T) = \{u_1, \dots, u_k\}$ . It is easy to see that breaking symmetries using vertex orbits reduces the search space by

$$(n-1)! \sum_{i=1}^k (|Orb(u_i)| - 1) \quad (31)$$

permutations. Obviously, the more ‘symmetric’ a tree is, the less orbits the tree will have and thus the greater the reduction of the search space.

We also reduce the exploration of the search space by avoiding bipartite arrangements. Since one maximal bipartite arrangement is produced in the initialization step and none of this kind is explored, the search space is also reduced by all corresponding permutations, that is, by at most,

$$|V_1|! \cdot |V_2|! \quad (32)$$

permutations. Notice, however, that some of these permutations are already accounted for in Equation 31. Therefore, Equations 31 and 32 count many permutations twice.

Recall we also apply symmetry breaking among the leaves of a vertex by imposing a relative order as a function of their indices. That is, for every permutation where the non-leaf vertices of the tree are fixed and the leaves adjacent to the same vertex are allowed to permute freely among themselves, there is a total of  $\prod_{w \in V} l(w)!$  possible orderings of the leaves of the tree. Then, the search space is reduced by

$$\prod_{\substack{w \in V: \\ l(w) \geq 2}} (l(w)! - 1) \quad (33)$$

permutations, for every possible ordering of the non-leaf vertices that are actually explored.

It is easy to see that large portions of the search space are removed from the exploration thanks to Propositions 3.3 to 3.5. However, quantifying this reduction is out of the scope of this paper. The best we can say about the reduction due to Proposition 3.5 is that the longer the intervals of vertices of equal level in an arrangement, the more permutations are avoided. Long intervals are more likely to arise when there are few different vertex degrees in the tree. This can be assessed using the variance of vertex degree of a tree defined as  $\mathbb{V}[d_T] = \mathbb{E}[d_T^2] - \mathbb{E}[d_T]^2$ , where  $\mathbb{E}[d_T] = 2 - 2/n$  is the expected vertex degree in a tree. The lower the variance of vertex degree of a tree, the more permutations are likely to be avoided in the search space of that tree. Notice that the variance of vertex degree seems to be concentrated around low values, regardless of  $n$  (Figure 21(a)). This can be assessed better by normalizing the variance. For this, we use the minimum and maximum values of the variance among  $n$ -vertex trees, that is, of linear trees (minimum) and star graphs (maximum) [31],

$$\begin{aligned} \mathbb{V}[d_{\text{linear}}] &= \frac{2}{n} \left(1 - \frac{2}{n}\right), \\ \mathbb{V}[d_{\text{star}}] &= n - 5 + \frac{4}{n} \left(2 - \frac{1}{n}\right) \end{aligned}$$

to borrow the so-called *hubiness coefficient* of a tree [35], defined as

$$hs(T) = \frac{\mathbb{V}[d_T] - \mathbb{V}[d_{\text{linear}}]}{\mathbb{V}[d_{\text{star}}] - \mathbb{V}[d_{\text{linear}}]}.$$

Notice that  $0 \leq hs(T) \leq 1$  by definition. The distribution of the hubiness coefficient is shown in Figure 21(b) and confirms that the distribution of variance concentrates around small values, and hints at a tendency of variance to become smaller as  $n$  increases.

## B Proof of Lemma 3.2

This section is devoted to the proof of Lemma 3.2. To this aim, we use Figure 22 as a visual aid to the proofs. As in its formulation, let  $G = (V, E)$  be any graph where  $V = \{u_1, \dots, u_n\}$ , and  $\pi$  an arrangement of its vertices

$$\pi = (u_1, \dots, u_{i-1}, v, u_{i+1}, \dots, u_{j-1}, w, u_{j+1}, \dots, u_n)$$

where  $v = u_i$  and  $w = u_j$  for two fixed  $i, j \in [n]$ , and let

$$\pi' = (u_1, \dots, u_{i-1}, w, u_{i+1}, \dots, u_{j-1}, v, u_{j+1}, \dots, u_n)$$

be the resulting arrangement of swapping vertices  $w$  and  $v$  and leaving the other vertices in their original positions.

We first prove the equations related to level values.

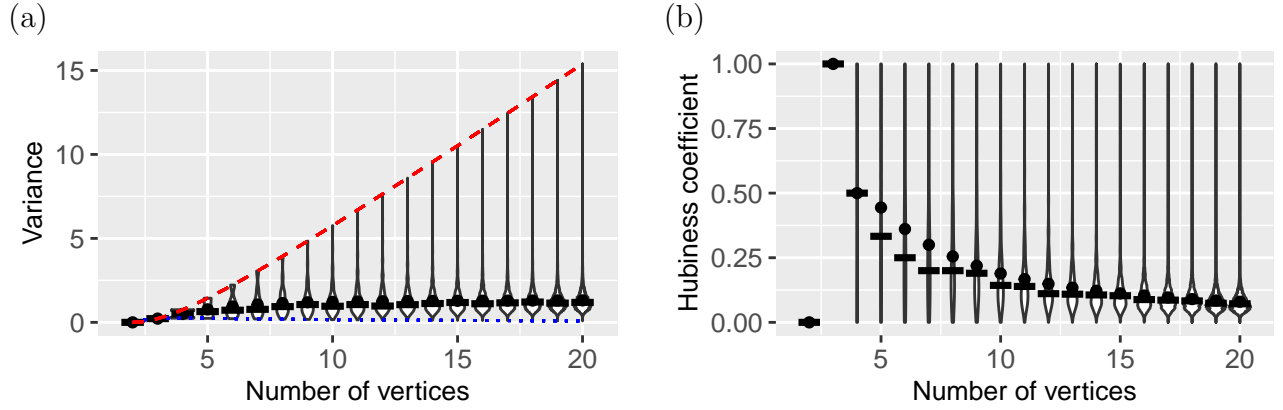


Figure 21: Distribution of the variance of degree over all  $n$ -vertex trees for  $1 \leq n \leq 20$ . (a) Variance as a function of  $n$ . The red dashed line indicates maximum variance and the blue dotted line indicates minimum variance. (b) Hubness coefficient as a function of  $n$ . In (a) and (b), the big black dots indicate mean values of variance, and the black segments indicate the median.

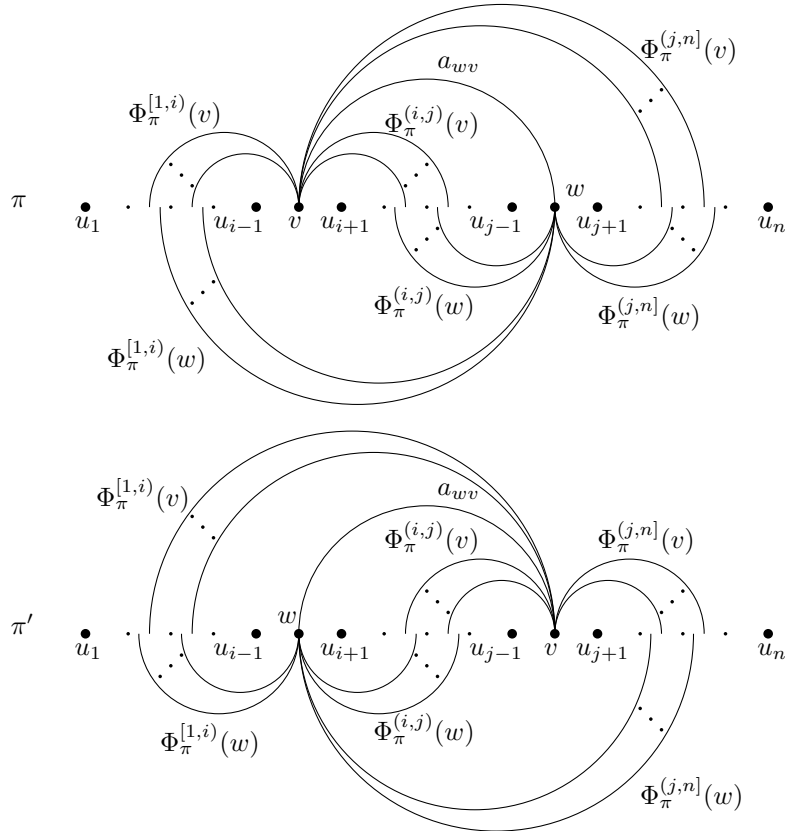


Figure 22: Proof of Lemma 3.2.

*Proof of Equations 14 and 18.* It is easy to see that the levels of the vertices in  $[1, i) \cup (j, n]$  do not change: the only vertices that change positions are  $v$  and  $w$  but these do not perturb the directional degree of any vertex in  $[1, i) \cup (j, n]$ .  $\square$

*Proof of Equation 16.* For this, simply consider any vertex  $u_k$ , for  $k \in (i, j)$ , and the four cases of existence of edge  $vu_k$  and of edge  $wu_k$ :

$$\begin{aligned} (1) \quad & a_{vu_k} = 0, \quad a_{wu_k} = 0, \quad l_{\pi'}(u_k) - l_{\pi}(u_k) = 0, \\ (2) \quad & a_{vu_k} = 0, \quad a_{wu_k} = 1, \quad l_{\pi'}(u_k) - l_{\pi}(u_k) = -2, \\ (3) \quad & a_{vu_k} = 1, \quad a_{wu_k} = 0, \quad l_{\pi'}(u_k) - l_{\pi}(u_k) = +2, \\ (4) \quad & a_{vu_k} = 1, \quad a_{wu_k} = 1, \quad l_{\pi'}(u_k) - l_{\pi}(u_k) = 0. \end{aligned}$$

With these results, Equation 16 follows easily.  $\square$

*Proof of Equation 15.* First, notice that

$$l_{\pi}(w) = |\Phi_{\pi}^{(j,n]}(w)| - \left( a_{vw} + |\Phi_{\pi}^{(i,j)}(w)| + |\Phi_{\pi}^{[1,i)}(w)| \right) \quad (34)$$

$$l_{\pi'}(w) = |\Phi_{\pi'}^{(j,n]}(w)| + a_{vw} + |\Phi_{\pi'}^{(i,j)}(w)| - |\Phi_{\pi'}^{[1,i)}(w)|. \quad (35)$$

Then, it is easy to see that Equation 15 follows from the difference of Equation 35 and Equation 34.  $\square$

*Proof of Equation 17.* As before, first notice that

$$l_{\pi}(v) = |\Phi_{\pi}^{(j,n]}(v)| + a_{vw} + |\Phi_{\pi}^{(i,j)}(v)| - |\Phi_{\pi}^{[1,i)}(v)| \quad (36)$$

$$l_{\pi'}(v) = |\Phi_{\pi'}^{(j,n]}(v)| - \left( a_{vw} + |\Phi_{\pi'}^{(i,j)}(v)| + |\Phi_{\pi'}^{[1,i)}(v)| \right). \quad (37)$$

Then, it is easy to see that Equation 17 follows from the difference of Equation 37 and Equation 36.  $\square$

Now we prove the equations related to cut widths.

*Proof of Equations 19 and 21.* It is easy to see that the edges in the cuts in the positions in  $[1, i)$  and in  $(j, n]$  do not change after swapping vertices  $v$  and  $w$ .  $\square$

*Proof of Equation 20.* First, recall that (Equation 11), for any  $k \in (i, j)$ ,

$$\begin{aligned} c_{\pi}(k) &= l_{\pi}(u_1) + \dots + l_{\pi}(u_{i-1}) + l_{\pi}(v) + l_{\pi}(u_{i+1}) + \dots + l_{\pi}(u_k) \\ c_{\pi'}(k) &= l_{\pi'}(u_1) + \dots + l_{\pi'}(u_{i-1}) + l_{\pi'}(w) + l_{\pi'}(u_{i+1}) + \dots + l_{\pi'}(u_k). \end{aligned}$$

Applying Equations 14 and 16 we get that

$$c_{\pi'}(k) - c_{\pi}(k) = l_{\pi'}(w) - l_{\pi}(v) + 2 \sum_{p=i+1}^k (a_{vu_p} - a_{wu_p}).$$

By further applying Equation 15 and regrouping terms inside the summation we get that

$$c_{\pi'}(k) - c_{\pi}(k) = l_{\pi}(w) - l_{\pi}(v) + 2 \left( a_{vw} + |\Phi_{\pi}^{(i,j)}(w)| + |\Phi_{\pi}^{(i,k]}(v)| - |\Phi_{\pi}^{(i,k]}(w)| \right).$$

$\square$

## C Statistical support for the major conjectures

In this section we provide statistical analyses to support Conjectures 5.3 to 5.5. We analyze the goodness of fit of models for  $p_n$  of the following kinds:

- Two power-law models

$$p_n = an^b, \quad (38)$$

$$p_n = an^b + c, \quad (39)$$

- Two exponential models

$$p_n = ae^{nb}, \quad (40)$$

$$p_n = ae^{nb} + c, \quad (41)$$

- One logarithmic model

$$p_n = b \log n + a, \quad (42)$$

where  $a, b, c \in \mathbb{R}$  are constants and ‘log’ denotes the natural logarithm. For the exponential and power-law models we provide models with and without additive term ( $c$ ). The case of the logarithmic model is special as it has an explicit additive term ( $a$ ) but can be easily expressed equivalently as a model without an explicit additive term, i.e.  $p_n = \log(n^b e^a)$ .

Since the actual curve is initially constant, namely  $p_n = 1$  for  $n \leq 6$ , we focus on the best model for  $n \geq n_0$  with  $n_0 \geq 6$ .

### C.1 Visual diagnostic

Let us assume  $n_0 = 6$ . An initial insight into the best model for  $p_n$  can be obtained by visualizing the curve in a scale where the model should produce a straight line: a logarithmic model for the log-linear scale, an exponential model with  $c = 0$  for the linear-log scale, and a power-law model (with  $c = 0$ ) for the log-log scale.

We observe that the linear-log scale is the setting where the actual curve shows the largest curvature (Figure 23), strongly suggesting that the exponential model is the worst model. A quantitative evaluation the goodness of fit follows.

### C.2 Model selection

We apply information-theoretic models selection to find the best model in a non-linear regression setting [49]. This selection procedure is based on Akaike Information Criterion (AIC), that integrates the quality of the fit of the model (residual sum of squares) and a reward for models with less parameters [22]. The best model is the one with smallest AIC.

We use non-linear regression with R function `nls` from package `stats` [49] to find the best values of  $a$ ,  $b$  and  $c$  for each model in Equations 38 to 42. The initial values for these parameters (required by the `nls` method) were obtained via linear regression (calculated with the method `lm` from package `stats`) as explained in [49, Section 3.3.2]. The method consists of inferring the initial values of parameters  $a$  and  $b$  from the values of the best fit of a straight line to the data after applying the logarithmic transformations such that the model should produce a straight line. The initial value of  $c$  is zero for all models.

The summary of the goodness of fit of each models is shown in Table 2. A comparison of original curve of  $p_n$  and best models is shown in Figure 23. According to AIC, the best model is always a power-law model. That best model is the one with an additive term except for  $n_0 = 7$  and  $n_0 = 12$ . Thus, the power-law model with additive term is the best predictor for the asymptotic behavior of  $p_n$ . Thus we use this finding to support Conjecture 5.5. As for Conjectures 5.3 and 5.4, setting  $n_0 \geq 8$  leads to conclude that the two best models according to AIC are power-law models, being the model with the additive term the best model except for  $n_0 = 12$ . In that range of  $n_0$ , the best fit of the power-law model with additive (Equation 39) term produces a constant  $c$  for Conjecture 5.3 that is larger than 0.58, that is achieved for  $n_0 = 12$ . We take that value of  $c$  as a reference for Conjecture 5.3. Conjecture 5.4 is motivated by the fact that the estimation of such a constant



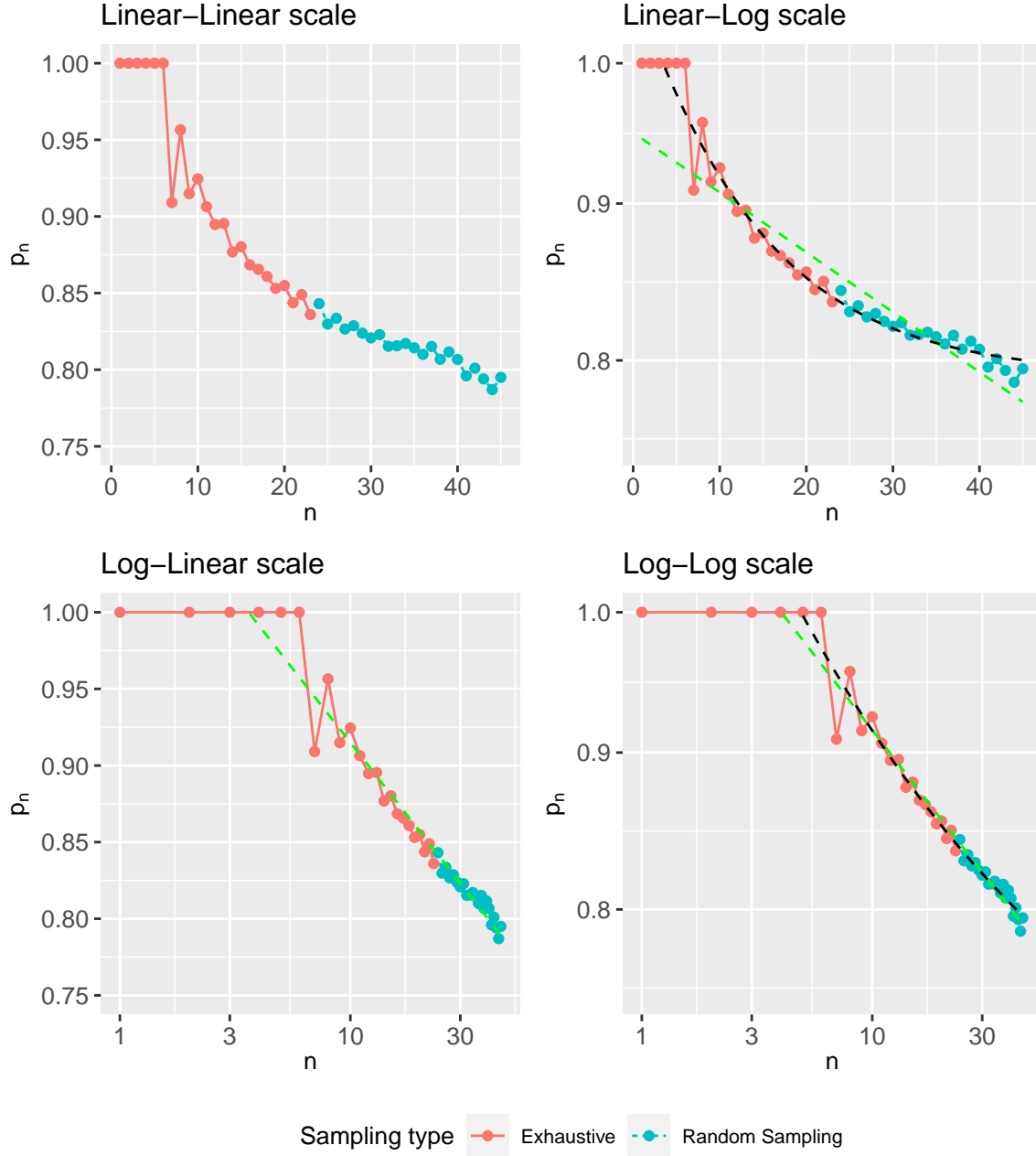


Figure 23: The four combinations of logarithmic scales of Figure 6 along with the best fits of the target model in that scale: each panel contains the model that becomes a straight line in its scale (in green, the models with no additive term ‘ $c$ ’) and the model that becomes a straight line when  $c = 0$  (in black, the models with additive term ‘ $c$ ’). That is, in the linear-log scale we show the exponential models (Equation 41); in the log-linear scale we show the logarithmic model (Equation 42); and in the log-log scale we show the power-law models (Equation 39); all for  $n_0 = 6$ .

clearly depends on the choice of  $n_0$  (Table 2) and is expected to depend on the maximum value of  $n$  in the actual curve. The choice of the power-law model with additive term as a reference for the conjectures is supported by the fact it is the best model in terms of scores other than AIC (except for  $n_0 = 7$ ): residual sum of squares ( $RSS$ ), log likelihood ( $\log\text{Lik}$ ) and residual standard error ( $s$ ) as shown in Table 2.

## D Statistics of arrangements

$n_0$	Model for $p_n$	$a$	$b$	$c$	$RSS$	Log likelihood	$AIC$	$s$
6	$an^b$	1.145	-0.097		0.00436750	125.691	-244.716	0.01072
	$an^b + c$	0.655	-0.381	0.642	<b>0.00385660</b>	<b>128.179</b>	<b>-247.216</b>	<b>0.01021</b>
	$ae^{bn}$	0.949	-0.004		0.01270919	104.329	-201.991	0.01829
	$ae^{bn} + c$	0.271	-0.075	0.791	0.00445383	125.300	-241.457	0.01097
	$b \log n + a$	1.108	-0.084		0.00476946	123.930	-241.194	0.01120
7	$an^b$	1.122	-0.091		0.00258329	132.295	<b>-257.905</b>	0.00836
	$an^b + c$	1.164	-0.087	-0.044	0.00258321	132.296	-255.415	0.00847
	$ae^{bn}$	0.938	-0.004		0.00625456	115.053	-223.419	0.01300
	$ae^{bn} + c$	0.235	-0.057	0.779	<b>0.00243480</b>	<b>133.450</b>	-257.723	<b>0.00822</b>
	$b \log n + a$	1.089	-0.078		0.00261581	132.051	-257.417	0.00841
8	$an^b$	1.142	-0.096		0.00142840	139.667	-272.629	0.00630
	$an^b + c$	0.706	-0.463	0.675	<b>0.00099903</b>	<b>146.460</b>	<b>-283.708</b>	<b>0.00534</b>
	$ae^{bn}$	0.938	-0.004		0.00624898	111.626	-216.546	0.01318
	$ae^{bn} + c$	0.266	-0.072	0.789	0.00135245	140.705	-272.199	0.00622
	$b \log n + a$	1.102	-0.082		0.00167857	136.601	-266.496	0.00683
9	$an^b$	1.127	-0.092		0.00084236	145.268	-283.809	0.00491
	$an^b + c$	0.655	-0.286	0.574	<b>0.00075853</b>	<b>147.208</b>	<b>-285.165</b>	<b>0.00472</b>
	$ae^{bn}$	0.930	-0.004		0.00358761	118.461	-230.195	0.01012
	$ae^{bn} + c$	0.238	-0.060	0.781	0.00084910	145.121	-280.992	0.00500
	$b \log n + a$	1.090	-0.078		0.00094022	143.235	-279.743	0.00518
10	$an^b$	1.130	-0.093		0.00081364	141.473	-276.197	0.00489
	$an^b + c$	0.699	-0.444	0.667	<b>0.00061532</b>	<b>146.502</b>	<b>-283.714</b>	<b>0.00432</b>
	$ae^{bn}$	0.927	-0.004		0.00328129	116.373	-225.996	0.00982
	$ae^{bn} + c$	0.247	-0.064	0.784	0.00080439	141.679	-274.068	0.00494
	$b \log n + a$	1.091	-0.079		0.00093139	139.041	-271.331	0.00523
11	$an^b$	1.120	-0.091		0.00061741	141.880	-276.987	0.00433
	$an^b + c$	0.650	-0.323	0.605	<b>0.00055514</b>	<b>143.741</b>	<b>-278.149</b>	<b>0.00417</b>
	$ae^{bn}$	0.921	-0.004		0.00215706	119.988	-233.203	0.00808
	$ae^{bn} + c$	0.229	-0.056	0.778	0.00065157	140.938	-272.542	0.00451
	$b \log n + a$	1.082	-0.076		0.00067487	140.323	-273.872	0.00452
12	$an^b$	1.116	-0.090		0.00058634	138.212	<b>-269.623</b>	0.00428
	$an^b + c$	0.650	-0.292	0.581	<b>0.00055201</b>	<b>139.237</b>	-269.095	<b>0.00422</b>
	$ae^{bn}$	0.917	-0.003		0.00167545	120.363	-233.925	0.00724
	$ae^{bn} + c$	0.222	-0.052	0.775	0.00062524	137.120	-264.860	0.00449
	$b \log n + a$	1.078	-0.075		0.00062320	137.175	-267.551	0.00441

Table 2: The best parameters of each model and the goodness of fit scores for each model for the curve  $p_n$ .  $n \geq n_0$  is the minimum value of  $n$  included in the fit. ‘ $RSS$ ’ is the residual sum of squares, ‘ $AIC$ ’ is the Akaike’s Information Criterion, and ‘ $s$ ’ is the residual standard error. The minimum value of a score given  $n_0$  is highlighted in boldface.

$n$	Total trees	%	Bip	Bip & Non-Bip	Admit Bip	Non-Bip	1-thistle
1	1		1	0	1	0	0
2	1		1	0	1	0	0
3	1		1	0	1	0	0
4	2		2	0	2	0	0
5	3		3	0	3	0	0
6	6		6	0	6	0	0
7	11		10	0	10	1	1
8	23		22	0	22	1	1
9	47		42	1	43	4	4
10	106		98	0	98	8	8
11	235		204	9	213	22	22
12	551		482	11	493	58	58
13	1,301		1,116	49	1,165	136	136
14	3,159		2,662	108	2,770	389	389
15	7,741		6,519	295	6,814	927	927
16	19,320		15,921	857	16,778	2,542	2,541
17	48,629		40,386	1,704	42,090	6,539	6,536
18	123,867		101,108	5,519	106,627	17,240	17,231
19	317,955		260,909	10,322	271,231	46,724	46,703
20	823,065		666,668	37,002	703,670	119,395	119,326
21	2,144,505		1,739,040	70,231	1,809,271	335,234	335,010
22	5,623,756		4,533,137	241,429	4,774,566	849,190	848,563
23	14,828,074		11,915,103	480,781	12,395,884	2,432,190	2,429,966
24	$10^5$	0.25	80,436	3,874	84,310	15,690	15,680
25	$10^5$	$10^{-2}$	79,827	3,153	82,980	17,020	16,997
26	$10^5$	$10^{-2}$	79,880	3,475	83,355	16,645	16,620
27	$10^5$	$10^{-2}$	79,282	3,377	82,659	17,341	17,318
28	$10^5$	$10^{-3}$	79,830	3,040	82,870	17,130	17,100
29	$10^5$	$10^{-3}$	78,866	3,517	82,383	17,617	17,582
30	$10^5$	$10^{-4}$	79,229	2,847	82,076	17,924	17,879
31	$10^4$	$10^{-5}$	7,884	345	8,229	1,771	1,768
32	$10^4$	$10^{-6}$	7,907	246	8,153	1,847	1,841
33	$10^4$	$10^{-6}$	7,850	306	8,156	1,844	1,837
34	$10^4$	$10^{-6}$	7,900	271	8,171	1,829	1,827
35	$10^4$	$10^{-7}$	7,835	308	8,143	1,857	1,854
36	$10^4$	$10^{-7}$	7,837	263	8,100	1,900	1,891
37	$10^4$	$10^{-8}$	7,853	299	8,152	1,848	1,844
38	$10^4$	$10^{-8}$	7,806	262	8,068	1,932	1,924
39	$10^4$	$10^{-9}$	7,815	301	8,116	1,884	1,875
40	$10^4$	$10^{-9}$	7,831	236	8,067	1,933	1,927
41	$10^3$	$10^{-11}$	771	25	796	204	204
42	$10^3$	$10^{-11}$	786	15	801	199	199
43	$10^3$	$10^{-11}$	770	24	794	206	204
44	$10^3$	$10^{-12}$	767	20	787	213	213
45	$10^3$	$10^{-12}$	776	19	795	205	205

Table 3: Number of trees classified by the type of arrangement by which they are maximizable. From left to right:  $n$ , the number of vertices; total amount of trees explored, equal to  $t_n$  for  $n \leq 23$ ; ‘%’: the percentage of trees explored with respect to  $t_n$ ; ‘Bip’: number of trees maximizable only by bipartite arrangements; ‘Bip & Non-Bip’: number of trees maximizable by both bipartite and non-bipartite arrangements; ‘Admit Bip’, the sum of the previous two columns; ‘Non-Bip’: number of trees maximizable only by non-bipartite arrangements; ‘1-thistle’: the number of trees maximizable only by non-bipartite arrangements with just one thistle vertex.

$n$	$l$	Bip	Non-bip	Both	$n$	$l$	Bip	Non-bip	Both	$n$	$l$	Bip	Non-bip	Both	$n$	$l$	Bip	Non-bip	Both
6	1	1			14	1	322			17	7	58			20	4	536	654	112
7	1	2				2	93	81	13		8	15	14	3		5	839		
	2		1			3	110				9	14				6	235	241	43
8	1	7				4	31	24	3		10	3	3	1		7	322		
	2	1	1			5	32				11	2				8	93	81	13
	3	1				6	8	6			12		1			9	110		
9	1	14				7	7			18	1	2,015				10	31	24	3
	2	3	3	1		8	1	1			2	536	654	112		11	32		
	3	2				9	1				3	839				12	8	6	
	4		1		15	1	519				4	235	241	43		13	7		
10	1	32				2	152	147	23		5	322				14	1	1	
	2	8	6			3	187				6	93	81	13		15	1		
	3	7				4	55	46	9		7	110			21	1	6,668		
	4	1	1			5	58				8	31	24	3		2	1,672	2633	237
	5	1				6	15	14	3		9	32				3	3,032		
11	1	58				7	14				10	8	6			4	815	1084	116
	2	15	14	3		8	3	3	1		11	7				5	1,302		
	3	14				9	2				12	1	1			6	372	414	53
	4	3	3	1		10		1			13	1				7	519		
	5	2			16	1	839			19	1	3,032				8	152	147	23
	6		1			2	235	241	43		2	815	1084	116		9	187		
12	1	110				3	322				3	1,302				10	55	46	9
	2	31	24	3		4	93	81	13		4	372	414	53		11	58		
	3	32				5	110				5	519				12	15	14	3
	4	8	6			6	31	24	3		6	152	147	23		13	14		
	5	7				7	32				7	187				14	3	3	1
	6	1	1			8	8	6			8	55	46	9		15	2		
	7	1				9	7				9	58				16		1	
13	1	187				10	1	1			10	15	14	3					
	2	55	46	9		11	1				11	14							
	3	58			17	1	1,302				12	3	3	1					
	4	15	14	3		2	372	414	53		13	2							
	5	14				3	519				14		1						
	6	3	3	1		4	152	147	23	20	1	4,542							
	7	2				5	187				2	1,129	1643	260					
	8		1			6	55	46	9		3	2,015							

Table 4: (Part 1 of 2) Amount of  $n$ -vertex 2-linear trees, classified by bridge length ( $l$ ), that are maximizable only by bipartite arrangements ('Bip'), are maximizable only by non-bipartite arrangements ('Non-bip') and are maximizable by both types of arrangements ('Both'). Zeroes are not shown.

$n$	$l$	Bip	Non-bip	Both	$n$	$L$	Bip	Non-bip	Both
22	1	9,738			23	1	14,006		
	2	2,245	3880	543		2	3,235	6,042	461
	3	4,542				3	6,668		
	4	1,129	1643	260		4	1,672	2,633	237
	5	2,015				5	3,032		
	6	536	654	112		6	815	1,084	116
	7	839				7	1,302		
	8	235	241	43		8	372	414	53
	9	322				9	519		
	10	93	81	13		10	152	147	23
	11	110				11	187		
	12	31	24	3		12	55	46	9
	13	32				13	58		
	14	8	6			14	15	14	3
	15	7				15	14		
	16	1	1			16	3	3	1
	17	1				17	2		
						18		1	

Table 5: (Part 2 of 2) The format is the same as that of Table 4.

$n$	$p_n$	$ \Psi(T) $													Kendall $\tau$	$p$ -value	
		0	1	2	3	4	5	6	7	8	9	10	11	12	13		
1	100.00	100.00 100.00															
2	100.00	100.00 100.00															
3	100.00	100.00 100.00															
4	100.00	100.00 100.00	100.00														
5	100.00	100.00 100.00	100.00														
6	100.00	100.00 16.67	100.00 66.67	100.00 16.67													
7	90.91	100.00 9.09	100.00 63.64	100.00 18.18	0.00 9.09											-0.7071	0.1797
8	95.65	100.00 4.35	100.00 47.83	100.00 30.43	75.00 17.39											-0.7071	0.1797
9	91.49	100.00 2.13	100.00 36.17	100.00 29.79	71.43 29.79	100.00 2.13										-0.3162	0.4775
10	92.45	100.00 0.94	100.00 23.58	100.00 30.19	81.58 35.85	100.00 8.49	0.00 0.94									-0.6025	0.1145
11	90.64	100.00 0.43	100.00 15.32	100.00 24.68	81.05 40.43	100.00 15.74	50.00 3.40									-0.6025	0.1145
12	89.47	100.00 0.18	100.00 9.07	100.00 19.96	84.43 38.48	93.89 23.77	61.36 7.99	100.00 0.54								-0.3944	0.2412
13	89.55	100.00 0.08	100.00 5.38	100.00 14.37	84.60 34.44	95.51 29.13	75.00 14.45	96.15 2.00	0.00 0.15							-0.6425	0.0304
14	87.69	100.00 0.03	100.00 2.98	100.00 10.19	86.05 28.14	93.71 31.69	75.11 20.99	84.21 5.14	44.44 0.57							-0.7937	0.0075

Table 6: (Part 1 of 2) Statistics of  $n$ -vertex trees classified by  $|\Psi(T)|$ , the number of potential thistle vertices. The first two columns show  $n$  and the second column displays  $p_n$ , the proportion of trees maximizable by bipartite arrangements over all free trees. Then two rows follow. The first row displays  $p_{n|k}$  the proportion of trees maximizable by bipartite arrangements with  $k = |\Psi(T)|$  potential thistles; the second row displays the proportion of trees with the given number of potential thistle vertices over all free trees. The other columns display the proportion of trees with as a function of  $|\Psi(T)|$ . Blank spaces indicate that no trees with that many thistle vertices exist.

$n$	$p_n$	$ \Psi(T) $															Kendall $\tau$	$p$ -value
		0	1	2	3	4	5	6	7	8	9	10	11	12	13			
15	88.02	100.00 0.01	100.00 1.64	100.00 6.70	86.13 21.97	93.66 30.95	80.09 26.60	89.97 10.18	65.52 1.87	100.00 0.06						-0.4260	0.1251	
16	86.84	100.00 0.01	100.00 0.87	100.00 4.34	87.42 16.17	93.75 28.05	80.83 29.83	86.59 15.94	68.56 4.36	68.35 0.41	0.00 0.01					-0.8740	0.0006	
17	86.55	100.00 0.00	100.00 0.46	100.00 2.68	87.08 11.49	92.79 23.76	82.25 30.70	87.68 21.30	76.54 8.19	83.90 1.34	53.66 0.08					-0.7361	0.0337	
18	86.08	100.00 0.00	100.00 0.23	100.00 1.63	87.96 7.84	93.15 19.11	83.31 29.24	87.55 25.47	78.35 12.87	79.15 3.24	58.84 0.36	50.00 0.01				-0.8602	0.0003	
19	85.30	100.00 0.00	100.00 0.12	100.00 0.95	87.69 5.21	92.49 14.67	83.62 26.22	86.92 27.72	79.81 17.76	81.95 6.19	72.06 1.09	70.51 0.07	0.00 0.00			-0.8840	$8 \cdot 10^{-5}$	
20	85.49	100.00 0.00	100.00 0.06	100.00 0.55	88.45 3.35	92.69 10.83	84.56 22.29	87.57 28.03	81.98 22.00	82.95 10.06	75.27 2.52	68.83 0.29	41.94 0.01			-0.8840	0.0001	
21	84.37	100.00 0.00	100.00 0.03	100.00 0.31	88.58 2.11	92.35 7.73	84.81 18.13	86.87 26.59	81.60 25.00	82.02 14.36	76.56 4.83	74.38 0.84	63.50 0.06	52.17 0.00		-0.9021	$2 \cdot 10^{-5}$	
22	84.90	100.00 0.00	100.00 0.01	100.00 0.17	88.95 1.30	92.55 5.35	85.34 14.17	87.29 23.92	83.34 26.42	83.96 18.50	80.28 7.97	78.11 1.94	69.68 0.24	55.85 0.01	0.00 0.00	-0.1633	$6 \cdot 10^{-6}$	
23	83.60	100.00 0.00	100.00 0.01	100.00 0.09	89.02 0.79	92.16 3.61	85.54 10.70	86.93 20.55	82.84 26.25	82.68 21.89	79.05 11.66	77.02 3.74	71.90 0.66	65.31 0.06	44.09 0.00	-0.9387	$3 \cdot 10^{-6}$	

Table 7: (Part 2 of 2) The format is the same as that of Table 6.



## References

- [1] Ailsa H. Land and Alison G. Doig. “An Automatic Method of Solving Discrete Programming Problems”. In: *Econometrica* 28.3 (July 1960), p. 497. DOI: [10.2307/1910129](https://doi.org/10.2307/1910129).
- [2] Alexander Rosa. “On certain valuations of the vertices of a graph”. In: *Journal of Graph Theory* (Jan. 1967), pp. 349–355.
- [3] Frank Harary. *Graph Theory*. 2nd. Boca Raton, FL, USA: CRC Press, 1969.
- [4] Solomon W. Golomb. “How to number a graph”. In: *Graph Theory and Computing*. Ed. by Ronald C. Read. Academic Press, 1972, pp. 23–37. ISBN: 978-1-4832-3187-7. DOI: [10.1016/B978-1-4832-3187-7.50008-8](https://doi.org/10.1016/B978-1-4832-3187-7.50008-8). URL: <https://www.sciencedirect.com/science/article/pii/B9781483231877500088>.
- [5] Shimon Even and Yossi Shiloach. *NP-Completeness of several arrangement problems*. Technical Report (CS0043). Technion, Israel Institute of Technology, 1975. URL: <http://www.cs.technion.ac.il/users/wwwb/cgi-bin/tr-info.cgi/1975/CS/CS0043>.
- [6] Michael R. Garey, David Stifler Johnson, and Larry J. Stockmeyer. “Some Simplified NP-Complete Graph Problems”. In: *Theoretical Computer Science* 1.3 (1976), pp. 237–267. DOI: [10.1016/0304-3975\(76\)90059-1](https://doi.org/10.1016/0304-3975(76)90059-1).
- [7] Mark K. Goldberg and I. A. Klipker. *A Minimal Placement of a Tree on the Line*. Tech. rep. in Russian. Physico-Technical Institute of Low Temperatures. Academy of Sciences of Ukrainian SSR, USSR, 1976.
- [8] Yossi Shiloach. “A Minimum Linear Arrangement Algorithm for Undirected Trees”. In: *SIAM Journal on Computing* 8.1 (1979), pp. 15–32. DOI: [10.1137/0208002](https://doi.org/10.1137/0208002).
- [9] Charles J. Colbourn and Kellogg S. Booth. “Linear Time Automorphism Algorithms for Trees, Interval Graphs, and Planar Graphs”. In: *SIAM Journal on Computing* 10.1 (1981), pp. 203–225. DOI: [10.1137/0210015](https://doi.org/10.1137/0210015).
- [10] Herbert S. Wilf. “The uniform selection of free trees”. In: *Journal of Algorithms* 2 (2 1981), pp. 204–207. ISSN: 0196-6774. DOI: [10.1016/0196-6774\(81\)90021-3](https://doi.org/10.1016/0196-6774(81)90021-3).
- [11] Fan R. K. Chung. “On optimal linear arrangements of trees”. In: *Computers & Mathematics with Applications* 10.1 (1984), pp. 43–60. ISSN: 0898-1221. DOI: [10.1016/0898-1221\(84\)90085-3](https://doi.org/10.1016/0898-1221(84)90085-3).
- [12] Mihalis Yannakakis. “A Polynomial Algorithm for the Min-Cut Linear Arrangement of Trees”. In: *Journal of the Association for Computing Machinery* 32.4 (Oct. 1985), pp. 950–988. ISSN: 0004-5411. DOI: [10.1145/4221.4228](https://doi.org/10.1145/4221.4228).
- [13] Robert Alan Wright et al. “Constant Time Generation of Free Trees”. In: *SIAM Journal on Computing* 15 (May 1986), pp. 540–548. DOI: [10.1137/0215039](https://doi.org/10.1137/0215039).
- [14] Mikhail Anatolievich Iordanskii. “Minimal numberings of the vertices of trees — Approximate approach”. In: *Fundamentals of Computation Theory*. Ed. by Lothar Budach, Rais Gatič Bukharajev, and Oleg Borisovič Lupanov. Berlin, Heidelberg: Springer Berlin Heidelberg, 1987, pp. 214–217. ISBN: 978-3-540-48138-6.
- [15] Chern-Ching Chao and Wen-Qi Liang. “Arranging  $n$  distinct numbers on a line or a circle to reach extreme total variations”. In: *European Journal of Combinatorics* 13.5 (1992), pp. 325–334. DOI: [10.1016/S0195-6698\(05\)80011-3](https://doi.org/10.1016/S0195-6698(05)80011-3).
- [16] William M. Y. Goh and Eric Schmutz. “Unlabeled Trees: Distribution of the Maximum Degree”. In: *Random Structures and Algorithms* 5.3 (1994), pp. 411–440. DOI: [10.1002/rsa.3240050304](https://doi.org/10.1002/rsa.3240050304).
- [17] Alan Agresti and Brent A. Coull. “Approximate is Better than “Exact” for Interval Estimation of Binomial Proportions”. In: *The American Statistician* 52.2 (1998), pp. 119–126. DOI: [10.2307/2685469](https://doi.org/10.2307/2685469).
- [18] Josep Díaz et al. “Layout Problems on Lattice Graphs”. In: *Computing and Combinatorics*. Ed. by Takano Asano et al. Berlin, Heidelberg: Springer Berlin Heidelberg, 1999, pp. 103–112. ISBN: 978-3-540-48686-2.
- [19] Steven Horton. “The Optimal Linear Arrangement problem: Algorithms and Approximation”. PhD thesis. Georgia Institute of Technology, 2000. URL: <https://api.semanticscholar.org/CorpusID:118162661>.
- [20] Thomas H. Cormen et al. *Introduction to Algorithms*. 2nd. Cambridge, MA, USA: The MIT Press, 2001.

- [21] Refael Hassin and Shlomi Rubinstein. “Approximation Algorithms for Maximum Linear Arrangement”. In: *Information Processing Letters* 80.4 (2001), pp. 171–177. ISSN: 0020-0190. DOI: [10.1016/S0020-0190\(01\)00159-4](https://doi.org/10.1016/S0020-0190(01)00159-4).
- [22] Kenneth P. Burnham and David R. Anderson. *Model selection and multimodel inference. A practical information-theoretic approach*. 2nd. New York: Springer, 2002. ISBN: 978-0-387-95364-9. DOI: [10.1007/b97636](https://doi.org/10.1007/b97636).
- [23] Josep Díaz, Jordi Petit, and Maria Serna. “A Survey of Graph Layout Problems”. In: *ACM Computing Surveys* 34.3 (Sept. 2002), pp. 313–356. ISSN: 0360-0300. DOI: [10.1145/568522.568523](https://doi.org/10.1145/568522.568523).
- [24] Robert A. Hochberg and Matthias F. Stallmann. “Optimal one-page tree embeddings in linear time”. In: *Information Processing Letters* 87.2 (2003), pp. 59–66. ISSN: 0020-0190. DOI: [10.1016/S0020-0190\(03\)00261-8](https://doi.org/10.1016/S0020-0190(03)00261-8).
- [25] Ramon Ferrer-i-Cancho. “Euclidean distance between syntactically linked words”. In: *Physical Review E* 70 (5 Nov. 2004), p. 056135. DOI: [10.1103/PhysRevE.70.056135](https://doi.org/10.1103/PhysRevE.70.056135).
- [26] Jordi Petit. “Experiments on the Minimum Linear Arrangement Problem”. In: *ACM J. Exp. Algorithmics* 8 (Dec. 2004). ISSN: 1084-6654. DOI: [10.1145/996546.996554](https://doi.org/10.1145/996546.996554).
- [27] Anna de Mier. “ $k$ -noncrossing and  $k$ -nonnesting graphs and fillings of Ferrers diagrams”. In: *Electronic Notes in Discrete Mathematics* 28 (2007). 6th Czech-Slovak International Symposium on Combinatorics, Graph Theory, Algorithms and Applications, pp. 3–10. ISSN: 1571-0653. DOI: [10.1016/j.endm.2007.01.002](https://doi.org/10.1016/j.endm.2007.01.002).
- [28] Daniel Gildea and David Temperley. “Optimizing Grammars for Minimum Dependency Length”. In: *Proceedings of the 45th Annual Meeting of the Association of Computational Linguistics*. Prague, Czech Republic: Association for Computational Linguistics, June 2007, pp. 184–191. URL: <https://www.aclweb.org/anthology/P07-1024>.
- [29] Nataša Pržulj. “Biological Network Comparison Using Graphlet Degree Distribution”. In: *Bioinformatics* 23.2 (Jan. 2007), e177–e183. ISSN: 1367-4803. DOI: [10.1093/bioinformatics/btl1301](https://doi.org/10.1093/bioinformatics/btl1301).
- [30] Jordi Petit. “Addenda to the Survey of Layout Problems”. In: *Bulletin of the EATCS* 105 (2011), pp. 177–201. URL: <http://albcom.lsi.upc.edu/ojs/index.php/beatcs/article/view/30>.
- [31] Ramon Ferrer-i-Cancho. “Hubiness, length, crossings and their relationships in dependency trees”. In: *Glottometrics* 25 (2013), pp. 1–21. URL: <http://hdl.handle.net/2117/176972>.
- [32] Brendan D. McKay and Adolfo Piperno. “Practical graph isomorphism, II”. In: *Journal of Symbolic Computation* 60 (2014), pp. 94–112. ISSN: 0747-7171. DOI: [10.1016/j.jsc.2013.09.003](https://doi.org/10.1016/j.jsc.2013.09.003). URL: <https://www.sciencedirect.com/science/article/pii/S0747717113001193>.
- [33] Rafael Andrade et al. “Minimum Linear Arrangements”. In: *Electronic Notes in Discrete Mathematics* 62 (2017). LAGOS’17 – IX Latin and American Algorithms, Graphs and Optimization, pp. 63–68. ISSN: 1571-0653. DOI: [10.1016/j.endm.2017.10.012](https://doi.org/10.1016/j.endm.2017.10.012). URL: <https://www.sciencedirect.com/science/article/pii/S1571065317302500>.
- [34] Matt DeVos and Kathryn Nurse. “A Maximum Linear Arrangement Problem on Directed Graphs”. In: *arXiv* (2018). arXiv: [1810.12277](https://arxiv.org/abs/1810.12277) [cs.DS].
- [35] Ramon Ferrer-i-Cancho, Carlos Gómez-Rodríguez, and Juan Luis Esteban. “Are crossing dependencies really scarce?” In: *Physica A: Statistical Mechanics and its Applications* 493 (2018), pp. 311–329. DOI: [10.1016/j.physa.2017.10.048](https://doi.org/10.1016/j.physa.2017.10.048).
- [36] Joseph A. Gallian. “Graph Labeling”. In: *The Electronic Journal of Combinatorics* 1000 (Dec. 2018). DOI: [10.37236/27](https://doi.org/10.37236/27).
- [37] Charles R. Johnson and Carlos M. Saiago. *Eigenvalues, Multiplicities and Graphs*. Cambridge Tracts in Mathematics. Cambridge University Press, 2018. DOI: [10.1017/9781316155158](https://doi.org/10.1017/9781316155158).
- [38] Patrick Bennett, Sean English, and Maria Talanda-Fisher. “Weighted Turán problems with applications”. In: *Discrete Mathematics* 342 (8 Aug. 2019), pp. 2165–2172. ISSN: 0012365X. DOI: [10.1016/j.disc.2019.04.007](https://doi.org/10.1016/j.disc.2019.04.007).
- [39] Kathryn Nurse. “Maximum linear arrangement of directed graphs”. MA thesis. Simon Fraser University, 2019. URL: <https://summit.sfu.ca/item/19406>.

- [40] Noujan Pashanasangi and C. Seshadhri. “Efficiently Counting Vertex Orbits of All 5-Vertex Subgraphs, by EVOKE”. In: *Proceedings of the 13th International Conference on Web Search and Data Mining. WSDM '20*. Houston, TX, USA: Association for Computing Machinery, 2020, pp. 447–455. ISBN: 9781450368223. DOI: [10.1145/3336191.3371773](https://doi.org/10.1145/3336191.3371773).
- [41] Tanay Wakhare, Eric Wityk, and Charles R. Johnson. “The proportion of trees that are linear”. In: *Discrete Mathematics* 343.10 (2020), p. 112008. ISSN: 0012-365X. DOI: [10.1016/j.disc.2020.112008](https://doi.org/10.1016/j.disc.2020.112008). URL: <https://www.sciencedirect.com/science/article/pii/S0012365X20301941>.
- [42] Ramon Ferrer-i-Cancho, Carlos Gómez-Rodríguez, and Juan Luis Esteban. “Bounds of the sum of edge lengths in linear arrangements of trees”. In: *Journal of Statistical Mechanics: Theory and Experiment* 2021 (2 Feb. 2021), p. 023403. ISSN: 1742-5468. DOI: [10.1088/1742-5468/abd4d7](https://doi.org/10.1088/1742-5468/abd4d7). URL: <https://arxiv.org/abs/2006.14069>.
- [43] Lluís Alemany-Puig, Juan Luis Esteban, and Ramon Ferrer-i-Cancho. “Minimum projective linearizations of trees in linear time”. In: *Information Processing Letters* 174 (2022), p. 106204. ISSN: 0020-0190. DOI: [10.1016/j.ipl.2021.106204](https://doi.org/10.1016/j.ipl.2021.106204). URL: <https://arxiv.org/abs/2102.03277>.
- [44] Ramon Ferrer-i-Cancho et al. “Optimality of syntactic dependency distances”. In: *Physical Review E* 105 (1 Jan. 2022), p. 014308. DOI: [10.1103/PhysRevE.105.014308](https://doi.org/10.1103/PhysRevE.105.014308). URL: <https://arxiv.org/abs/2007.15342>.
- [45] Michael Zündorf. “Minimum Linear Arrangement revisited”. MA thesis. Karlsruhe Institute of Technology, 2022. URL: [https://scale.iti.kit.edu/\\_media/resources/theses/ma\\_zuendorf.pdf](https://scale.iti.kit.edu/_media/resources/theses/ma_zuendorf.pdf).
- [46] Brendan McKay. Personal communication. Sept. 14, 2023.
- [47] Lluís Alemany-Puig, Juan Luis Esteban, and Ramon Ferrer-i-Cancho. “The maximum linear arrangement problem for trees under projectivity and planarity”. In: *Information Processing Letters* 183 (2024), p. 106400. ISSN: 0020-0190. DOI: [10.1016/j.ipl.2023.106400](https://doi.org/10.1016/j.ipl.2023.106400). URL: <https://arxiv.org/abs/2206.06924>.
- [48] Brendan D. McKay and Adolfo Piperno. *nauty and Traces*. <https://pallini.di.uniroma1.it/>. Accessed: 2021-06-10.
- [49] Christian Ritz and Jens Carl Streibig. *Non-linear regression with R*. 1st. Use R! New York: Springer. ISBN: 978-0-387-09615-5. DOI: [10.1007/978-0-387-09616-2](https://doi.org/10.1007/978-0-387-09616-2).
- [50] Neil James Alexander Sloane. *The On-Line Encyclopedia of Integer Sequences - A338706 - Number of 2-linear trees on n nodes*. <https://oeis.org/A338706>. Accessed: 2022-10-07. 1964-2023.
- [51] Neil James Alexander Sloane. *The On-Line Encyclopedia of Integer Sequences - Amount of spider trees*. <https://oeis.org/A004250>. Accessed: 2020-11-08. 1964-2023.
- [52] Neil James Alexander Sloane. *The On-Line Encyclopedia of Integer Sequences - Amount of unlabeled free trees*. <https://oeis.org/A000055>. Accessed: 2020-11-23. 1964-2023.