

On the Maximum Linear Arrangement Problem for Trees

Lluís Alemany-Puig^{*1}, Juan Luis Esteban^{†1}, and Ramon Ferrer-i-Cancho^{‡1}

¹Quantitative, Mathematical and Computational Linguistics Research Group, Department of Computer Science, Universitat Politècnica de Catalunya, Jordi Girona 1-3, 08034, Barcelona, Catalonia, Spain

July 10, 2024

Abstract

Linear arrangements of graphs are a well-known type of graph labeling and are found in many important computational problems, such as the Minimum Linear Arrangement Problem (**minLA**). A linear arrangement is usually defined as a permutation of the n vertices of a graph. An intuitive geometric setting is that of vertices lying on consecutive integer positions in the real line, starting at 1; edges are often drawn as semicircles above the real line. In this paper we study the Maximum Linear Arrangement problem (**MaxLA**), the maximization variant of **minLA**. We devise a new characterization of maximum arrangements of general graphs, and prove that **MaxLA** can be solved for cycle graphs in constant time, and for k -linear trees ($k \leq 2$) in time $O(n)$. We present two constrained variants of **MaxLA** we call **bipartite MaxLA** and **1-thistle MaxLA**. We prove that the former can be solved in time $O(n)$ for any bipartite graph; the latter, by an algorithm that typically runs in time $O(n^4)$ on unlabelled trees. The combination of the two variants has two promising characteristics. First, it solves **MaxLA** for almost all trees consisting of a few tenths of nodes. Second, we prove that it constitutes a $3/2$ -approximation algorithm for **MaxLA** for trees. Furthermore, we conjecture that **bipartite MaxLA** solves **MaxLA** for at least 50% of all free trees.

1 Introduction

There exist many graph labeling problems in the literature [36]. One notorious example is the *Graceful Tree Conjecture*, first posed by Rosa [2] under the term ‘ β -valuation’, and coined later as ‘graceful’ by Golomb [4]. This conjecture claims that all trees are *graceful*, that is, that every tree admits a *graceful labeling*. To see that a tree $T = (V, E)$, where V ($n = |V|$) and E are the vertex and edge sets respectively, admits a graceful labeling, one only needs to find a bijection $\pi : V \rightarrow [n]$ such that every edge $uv \in E$ is uniquely identified by the value

$$\delta_\pi(uv) = |\pi(u) - \pi(v)|. \quad (1)$$

Figure 1(a) illustrates a caterpillar tree and a graceful labeling.

Another notorious example of a labeling problem is the Minimum Linear Arrangement Problem,¹ henceforth abbreviated as **minLA**, where the vertices of a graph $G = (V, E)$ are also labeled with a bijection $\pi : V \rightarrow [n]$, called *linear arrangement*, but the goal of the problem is to find the labeling that minimizes the *cost* associated to the labeling, $D_\pi(G)$, defined as

$$D_\pi(G) = \sum_{uv \in E} \delta_\pi(uv). \quad (2)$$

More formally, the solution to **minLA** is

$$m[D(G)] = \min_{\pi} \{D_\pi(G)\},$$

^{*}lluis.alemany.puig@upc.edu

[†]esteban@cs.upc.edu

[‡]rferrericanch@cs.upc.edu

¹The Minimum Linear Arrangement Problem is also said to be a graph layout problem [18, 26, 30].

where the minimum is taken over all $n!$ linear arrangements. Figure 1(b) illustrates a minimum arrangement of the tree in Figure 1(a).

Both labeling problems share the same geometric setting: place the vertices of the graph along consecutive integer positions of the real line, starting at 1 and ending at n , where every vertex u is placed at position $\pi(u)$, and draw the edges of the graph as semicircles above the line. The value δ associated to an edge $uv \in E$ can be interpreted as the length of said edge in the arrangement; this is why the cost of an arrangement is often called the *sum of edge lengths* (e.g., [43]). Figure 1(c) illustrates the graceful labeling in Figure 1(a) as a linear arrangement.

There exists sizable literature regarding **minLA**. It is known to be **NP-Hard** for general graphs [6], but there exist several polynomial-time algorithms for specific classes of graphs. For instance, **minLA** is polynomial-time (in n) solvable in trees [7, 8, 11]; the fastest algorithm is, to the best of our knowledge, due to Chung [11] with cost $O(n^\lambda)$, where λ is the smallest number such that $\lambda > \log 3 / \log 2 \approx 1.58$. In [23, 30] readers will find a comprehensive survey of polynomial-time algorithms for **minLA** on several classes of graphs, including, but not limited to, rectangular grids, square grids, outerplanar graphs and chord graphs. There also exist promising linear programming approaches to solve **minLA** [33]. There are studies concerning upper and lower bounds of **minLA** for general graphs [18] and also several heuristic methods have been investigated [26]. There exist several variants of **minLA**. For instance, there exists the *planar* variant for free trees (**planar minLA**) where the minimum is taken over all *planar arrangements*, where edges are not allowed to cross [14, 24]. There also exists the *projective* variant for rooted trees (**projective minLA**) where the minimum is taken over all *projective arrangements*, planar arrangements where the root cannot be covered [28, 44]. **minLA** also features in language research acting as a universal linguistic principle [25, 45].

Comparatively less research exists on the Maximum Linear Arrangement Problem, the maximum variant of **minLA**, henceforth abbreviated as **MaxLA** and formally defined as

$$M[D(G)] = \max_{\pi} \{D_{\pi}(G)\}, \quad (3)$$

where the maximum is taken over all $n!$ linear arrangements. Figure 1(d) illustrates a maximum arrangement of the tree in Figure 1(a). It is also known to be **NP-Hard** for general graphs [5], but in this case very few polynomial-time algorithms for classes of graphs are known [31, 43, 45]. Bounds have been studied via direct construction of solutions [31, 43, 45], and also via the probabilistic method [21], and there exist linear programming approaches to solve it for general graphs [46]. Characterizations of maximum arrangements of graphs were only recently put forward by Nurse and De Vos [34, 39]. Moreover, they devised a $O(n^d)$ -time algorithm for rooted trees with maximum degree bounded by a constant d . **MaxLA** for trees has also been studied in the *planar* and *projective* variants (**projective/planar MaxLA**) [48]. For example, Figure 1(c) illustrates a maximum planar arrangement (in which edges are not allowed to cross) of the tree in Figure 1(a).

Although **MaxLA** has not been studied as extensively as **minLA** there also exist known solutions on particular classes of trees [43, 45]. For path graphs $P \in \mathcal{P}_n$ [43],

$$M[D(P)] = \left\lfloor \frac{n^2}{2} \right\rfloor - 1. \quad (4)$$

A bistar graph $H \in \mathcal{H}_n$ ($n \geq 2$) is a tree that consists of two star graphs joined at their *hubs*, denoted as h_1 and h_2 , that is $h_1 h_2 \in E(H)$. For any $H \in \mathcal{H}_n$ [43],

$$M[D(H)] = d_1 d_2 + \binom{n-1}{2}, \quad (5)$$

where d_1, d_2 denote the degrees of h_1 and h_2 respectively. Three types of bistar graphs are relevant. First, balanced bistar graphs \mathcal{O}_n , trees where $|d_1 - d_2| \leq 1$. For any $O \in \mathcal{O}_n$ [43],

$$M[D(O)] = \frac{3(n-1)^2 + 1 - (n \bmod 2)}{4}.$$

Second, star graphs $S \in \mathcal{S}_n$ (bistar graphs in which $d_1 = n - 1$ and $d_2 = 1$) [43]

$$M[D(S)] = \binom{n}{2}$$

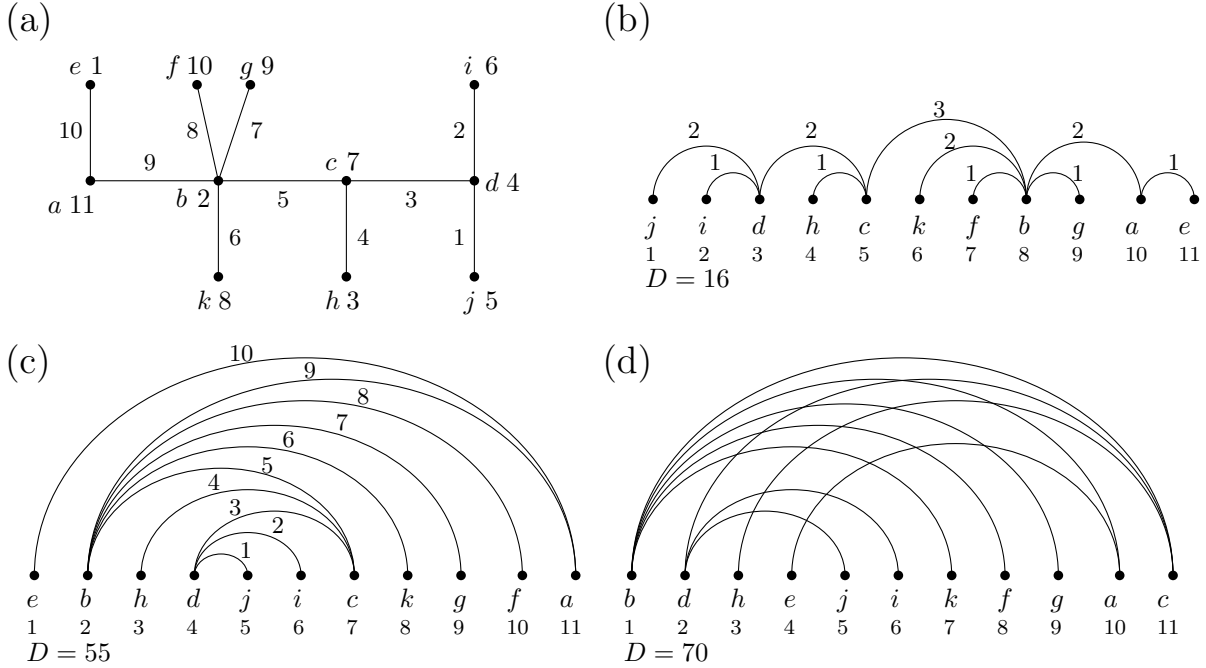


Figure 1: (a) A tree, whose vertices are labeled with letters a, \dots, h , and its graceful labeling, in numbers next to the vertices. Edges are labeled with the difference of the values in their endpoints. (b) A minimum arrangement of the tree in (a). (c) Linear arrangement of the graceful labeling in (a); it is also a maximum planar arrangement of the same tree [48]. (d) A maximum arrangement of the tree in (a).

and, third, quasi-star graphs (bistar graphs in which $d_1 = n - 2$ and $d_2 = 2$). These trees have received special attention in Quantitative Linguistics research [31, 35, 45]; their value of MaxLA can be easily obtained by instantiating Equation 5.

In [45], we also find the solution to MaxLA for k -quasistar graphs $Q^{(k)} \in \mathcal{Q}_n^{(k)}$, star graphs where k edges have been subdivided once (thus $0 \leq k \leq n - 1$ and $n = 2k + l + 1$, where $l \geq 0$ is the number of edges of the star that are not subdivided). The quasistar graph above is an instance with $k = 1$. It was shown that

$$M[D(Q^{(k)})] = \frac{(n - 1 - k)(n + 3k)}{2}.$$

All of these results were accompanied by a construction of the linear arrangement that yields the corresponding cost.

Finally, thanks to the characterization of the trees that maximize MaxLA over all n -vertex free trees \mathcal{F}_n , it was found that the maximum MaxLA is achieved by a balanced bistar graph $O \in \mathcal{O}_n$ [43]

$$\max_{T \in \mathcal{F}_n} \{M[D(T)]\} = M[D(O)]. \quad (6)$$

Moreover, it was also found that MaxLA is minimized by star graphs [43]

$$\min_{T \in \mathcal{F}_n} \{M[D(T)]\} = M[D(S)]. \quad (7)$$

In this paper we provide theoretical results of MaxLA , and also empirical results of a study of the solutions of MaxLA obtained for all trees of $n \leq 24$ vertices, and for trees of size $25 \leq n \leq 49$ sampled uniformly at random (u.a.r), with a Branch and Bound (B&B) algorithm (Appendix A).

Among the theoretical results we find a new characterization of maximum arrangements, and the solution to MaxLA in cycle graphs and a recently introduced class of trees, k -linear trees $\mathcal{L}_n^{(k)}$, trees in which all of its vertices of degree ≥ 3 lie on a single induced path [41]. For that class, we cover $k \leq 2$, which comprises path graphs ($k = 0$), spider graphs ($k = 1$) and 2-linear trees ($k = 2$). Given a bipartite graph $B = (V_1 \cup V_2; E)$, we present a constrained variant of MaxLA we call **bipartite MaxLA** whereby the maximum sum of edge lengths

is computed among all *bipartite arrangements*, namely arrangements where the first vertices are those from V_1 followed then by those from V_2 (or vice versa). We devise an algorithm that solves **bipartite MaxLA** in time and space $O(n)$. Moreover, we present another constrained variant we call **1-thistle MaxLA**, defined for any graph, whereby the maximum is taken over all arrangements that contain exactly one vertex (which we call *thistle*) whose neighbors are arranged to either side in the arrangement and thus makes the arrangement *non-bipartite*, and devise an algorithm that typically runs, for unlabeled trees, in time $O(n^3)$ to solve it. The combination of the two algorithms solves **MaxLA** in almost all trees and yields a high quality approximation to **MaxLA** on trees when it fails to do so.

Empirical results were obtained from the analyses of solutions of **MaxLA** calculated with the B&B algorithm, which applies the new characterization of maximum arrangements presented in this paper, as well as the previous results put forward by Nurse and De Vos [34, 39]; henceforth, the reader should assume that exact solutions of **MaxLA** mentioned in the text were obtained using said algorithm. These empirical results show that the solution to **MaxLA** coincides with that of **bipartite MaxLA** in at least 82.5% of all trees for $n \leq 24$ vertices, and in at least 75% of all randomly sampled trees for $25 \leq n \leq 49$ vertices at 99% confidence. This seems to indicate that the solution to **MaxLA** can be calculated in time $O(n)$ for a vast amount of trees even when n is large; we present two major conjectures on such proportion, in particular on its lower bound and its speed of decay. This is at odds with **minLA** for trees: to the best of our knowledge, there does not exist a non-negligible class of trees for which **minLA** is solvable in time $O(n)$. Although **minLA** can be solved in caterpillar trees in time $O(n)$ [19], this class vanishes as n increases. We have also observed that more than 90% of the ‘deviant’ cases in which **bipartite MaxLA** does not solve **MaxLA** are solved by **1-thistle MaxLA**. More precisely, **1-thistle MaxLA** solves more than 99% of the deviant cases for $n \leq 24$, and more than 96% of the deviant cases for $25 \leq n \leq 49$ vertices at 99% confidence.

Finally, our algorithms can be applied in Quantitative Linguistics research since the average sentence length is at most 23 words in many languages² [35, Table 5]. We provide two methods: the B&B algorithm, which is fast enough for small trees, and in case **MaxLA** had to be solved on large trees and/or many trees, one could use the solution to **bipartite MaxLA** alone or in combination with **1-thistle MaxLA** as a high quality approximation to the actual solution. The implementations of the Branch and Bound algorithm, **bipartite MaxLA** and **1-thistle MaxLA** are all available in the Linear Arrangement Library [42].³

The remaining of the article is structured as follows. In Section 2, we introduce core definitions and notation. In Section 3.1, we review past research on **MaxLA**: we list and prove known characterizations of maximum arrangements. In Section 3.2 we present a new property of maximum linear arrangements of graphs, which is used throughout the remaining sections of the article. In Section 4, we describe the division of arrangements into two types: bipartite and non-bipartite arrangements, which allows us to calculate **MaxLA** as the maximum between a maximal bipartite arrangement (the solution to **bipartite MaxLA**) and a maximal non-bipartite arrangement. We show that the maximal bipartite arrangement of any bipartite graph can be calculated in time $O(n)$. Furthermore, we use the solutions of **MaxLA** obtained with the B&B algorithm to put forward the aforementioned major conjectures. In Section 5 are characterized the solution to **MaxLA** for cycle graphs and k -linear trees ($k \leq 2$). In this section we directly apply the aforementioned property of maximum linear arrangements. In Section 6, we draw some concluding remarks and suggest future lines of research for **MaxLA**.

2 Preliminaries

Graphs are always assumed to be simple and are denoted as $G = (V, E)$ where V and E are, respectively, the set of vertices and edges; unless stated otherwise $n = |V|$. Edges $\{u, v\} \in E$ are denoted as uv . Bipartite graphs $B = (V, E) = (V_1 \cup V_2, E)$ make up a special class of graphs in which the vertex set V can be partitioned into the sets V_1 and V_2 such that for every edge $uv \in E(B)$ we have that $u \in V_1$ and $v \in V_2$ or vice versa. The vertices in V_1 (resp. V_2) are colored in blue (resp. red) in the figures of this paper.

The neighbors of a vertex u in a graph G is the set of vertices v adjacent to u in G , denoted as $\Gamma(u) = \Gamma_G(u)$; the degree of a vertex u in G is the number of neighbors it has $d(u) = d_G(u) = |\Gamma_G(u)|$. We omit the graph when it is clear from the context. The maximum degree over a set of vertices $S \subseteq V$ is denoted as $\Delta_S(G) = \max_{v \in S} \{d_G(v)\}$; that of a graph is denoted as $\Delta(G) = \Delta_V(G)$. Recall that graphs can be represented using an $n \times n$ adjacency matrix $A = \{a_{uv}\}$ where $u, v \in V$ and $a_{uv} = 1 \leftrightarrow uv \in E$.

²Sentences of human languages are often modeled using syntactic dependency *trees* in which vertices represent words and edges represent syntactic relationships [45].

³<https://github.com/LAL-project/linear-arrangement-library>

We denote *free trees* (simply referred to as *trees*) as T . *Rooted trees* are denoted as T^r where r is the root of the tree. In free trees, edges are undirected; in rooted trees edges are directed away from the root, and every vertex of the tree has a set of children which are said to be *siblings*. We denote the subtree of T^r rooted at $u \in V$, with $u \neq r$, as T_u^r . We denote the set of n -vertex free trees up to isomorphism as \mathcal{F}_n ; we denote its size as $t_n = |\mathcal{F}_n|$. See [52] for a list of values of t_n .

A *linear arrangement* π of a graph $G = (V, E)$ is a bijection $\pi : V \rightarrow [n]$. We use $\pi(u)$ to denote the position of vertex u in π , and $\pi^{-1}(p)$ to denote the vertex at position p in π . For simplicity, we also denote the arrangement of the vertices of an n -vertex graph G , where $V = \{u_1, \dots, u_n\}$ as an n -tuple $\pi = (u_1, \dots, u_n)$. For example, if $V = \{u, v, w, x\}$ and $\pi = (x, w, u, v)$ then $\pi(x) = 1$, $\pi(w) = 2$, and so on. We use the notation $(L_1 : L_2 : \dots : L_{k-1} : L_k)$ from [11] to denote an arrangement as the concatenation of the elements in the lists $L_1, L_2, \dots, L_{k-1}, L_k$ in the order they appear in each list.

For any given graph G and an arrangement π of its vertices, we denote the length of any edge $uv \in E(G)$ as $\delta_\pi(uv)$ (Equation 1). We define the arrangement's cost as the sum of all edge lengths $\delta_\pi(uv)$, denoted as $D_\pi(G)$ (Equation 2). We denote the maximum $D_\pi(G)$ over all arrangements of G as $M[D(G)]$ (Equation 3). Furthermore, we denote the set of maximum arrangements of G as

$$\mathcal{D}^*(G) = \{\pi \mid D_\pi(G) = M[D(G)]\}.$$

It will be useful to define *directional degrees* [27] of a vertex in π . We can define the *left* (resp. *right*) *directional degree* of vertex u as the number of neighbors of u to the left (resp. right) of u in π . More formally,

$$l_\pi(u) = |\{v \in \Gamma(u) \mid \pi(v) < \pi(u)\}|, \quad r_\pi(u) = |\{v \in \Gamma(u) \mid \pi(u) < \pi(v)\}|.$$

Furthermore, we denote the set of neighbors of a vertex u of a graph G in a given interval of positions $I \subseteq [1, n]$ as

$$\Phi_\pi^I(u) = \{v \in \Gamma(u) \mid \pi(v) \in I\}.$$

In order to tackle MaxLA, Nurse and De Vos [34, 39] identified two key features of arrangements of graphs: the *cut signature* and *level signature* of an arrangement.

Cut signature For a given arrangement π of G , Nurse and De Vos [34, 39] defined the *cut signature* of π as the $(n-1)$ -tuple

$$C_\pi(G) = (c_\pi(1), \dots, c_\pi(n-1))$$

where $c_\pi(p)$ denotes the *width of the p -th cut*. Each cut is located halfway between the p -th and the $(p+1)$ -st positions of the arrangement. Cuts are a well-known concept in arrangements of graphs;⁴ the width of a cut is defined as the number of edges that cross the infinite line that goes through the midpoint between said positions and is perpendicular to the line of the arrangement (Figure 2(b,c) shows an example of the cut signature). The width of the p -th cut can be defined as

$$c_\pi(p) = |\{uv \in E(G) \mid \pi(u) \leq p, p < \pi(v)\}|. \quad (8)$$

Notice that $D_\pi(G)$ can be calculated as the sum of cut width values in the cut signature

$$D_\pi(G) = \sum_{p=1}^{n-1} c_\pi(p). \quad (9)$$

A simple argument to prove this equality is that every unit of edge length contributes to a unit of width for all the cuts an edge goes through (Figure 2(c)).

Level signature For a given arrangement π of G , Nurse and De Vos [34, 39] defined the *level signature* of an arrangement $\pi = (u_1, u_2, \dots, u_{n-1}, u_n)$ as the n -tuple

$$L_\pi(G) = (l_\pi(u_1), l_\pi(u_2), \dots, l_\pi(u_{n-1}), l_\pi(u_n))$$

where $l_\pi(u_i)$ is the *level value* of vertex $\pi^{-1}(i)$, defined as the difference of consecutive cut widths [34, 39],

$$l_\pi(u_i) = c_\pi(i) - c_\pi(i-1), \quad (10)$$

⁴See, for instance, [12].

where $c_\pi(0) = c_\pi(n) = 0$. While this concept was defined in [34, 39] in the context of arrangements of directed graphs, the definition also applies to undirected graphs. It is easy to see that an equivalent definition of level can be obtained with the difference of right and left directional degrees [27]

$$l_\pi(u) = \mathbf{r}_\pi(u) - \mathbf{l}_\pi(u). \quad (11)$$

Figure 2(b) shows an example of a level signature. As noted in [34, 39], the p -th cut width value can be written as a function of the previous level values by applying Equation 10 recursively

$$c_\pi(p) = l_\pi(u_p) + c_\pi(p-1) = l_\pi(u_p) + l_\pi(u_{p-1}) + c_\pi(p-2) = \cdots = \sum_{q=1}^p l_\pi(u_q). \quad (12)$$

Now, notice that the sum of all level values in any given arrangement π of any given graph G always equals 0 since

$$\sum_{i=1}^n l_\pi(u_i) = c_\pi(n) = 0. \quad (13)$$

Finally, after straightforward calculations, one can see that the cost of an arrangement can also be calculated using only the level values

$$D_\pi(G) = \sum_{p=1}^{n-1} c_\pi(p) = \sum_{p=1}^{n-1} \sum_{q=1}^p l_\pi(u_q) = \sum_{p=1}^{n-1} (n-p)l_\pi(u_p). \quad (14)$$

Mirroring an arrangement We use $\tilde{\pi}$ to denote the *mirroring of an arrangement*. That is, if π is an arrangement of the vertices of a graph G ,

$$\pi = (u_1, u_2, \dots, u_{n-1}, u_n)$$

then $\tilde{\pi}$ is simply the reverse ordering of the vertices, that is,

$$\tilde{\pi} = (u_n, u_{n-1}, \dots, u_2, u_1).$$

It is easy to see that $l_\pi(u_i) = -l_{\tilde{\pi}}(u_i)$ and $c_\pi(k) = c_{\tilde{\pi}}(n-k)$.

Arrangement isomorphism Since we consider two arrangements π_1 and π_2 of a graph G to be equal if, and only if, $\pi_1(u) = \pi_2(u)$ for all $u \in V$, it will be useful to define the concept of *arrangement isomorphism*. We say that π_1 and π_2 are *edge-isomorphic* if all edges overlap when one arrangement is drawn on top of the other. More formally, two arrangements π_1 and π_2 are edge-isomorphic if for every pair of positions p, q , $1 \leq p < q \leq n$, it holds that

$$\begin{aligned} \pi_1^{-1}(p)\pi_1^{-1}(q) \in E(G) &\iff \pi_2^{-1}(p)\pi_2^{-1}(q) \in E(G) \quad \text{or} \\ \pi_1^{-1}(p)\pi_1^{-1}(q) \in E(G) &\iff \tilde{\pi}_2^{-1}(p)\tilde{\pi}_2^{-1}(q) \in E(G) \end{aligned}$$

Thus, in any arrangement of a graph G , exchanging vertices of degree 1 connected to the same vertex produces a different, yet edge-isomorphic arrangement of G . Furthermore, we say that two arrangements π_1 and π_2 are *level-isomorphic* if $L_{\pi_1}(G) = L_{\pi_2}(G)$ or $L_{\pi_1}(G) = L_{\tilde{\pi}_2}(G)$. Figure 3 illustrates this. Notice that edge-isomorphism implies level-isomorphism, but not the other way around. As a corollary to this property, notice that two edge-isomorphic arrangements, or level-isomorphic arrangements, yield the same cost due to Equation 12.

Prior to proving that spider graphs are maximizable only by bipartite arrangements we point out one simple, yet useful fact concerning the displacement of a single vertex.

3 Properties of maximum linear arrangements

We first list four known properties of maximum arrangements in Section 3.1, found by Nurse and De Vos [34, 39], of any n -vertex graph $G = (V, E)$, where $V = \{u_1, \dots, u_n\}$. We include their proofs to make the paper more self-contained. In all the properties presented below, let π^* be a maximum arrangement taken from the set of all (unconstrained) arrangements. In Section 3.2 we prove a new property of maximum arrangements.

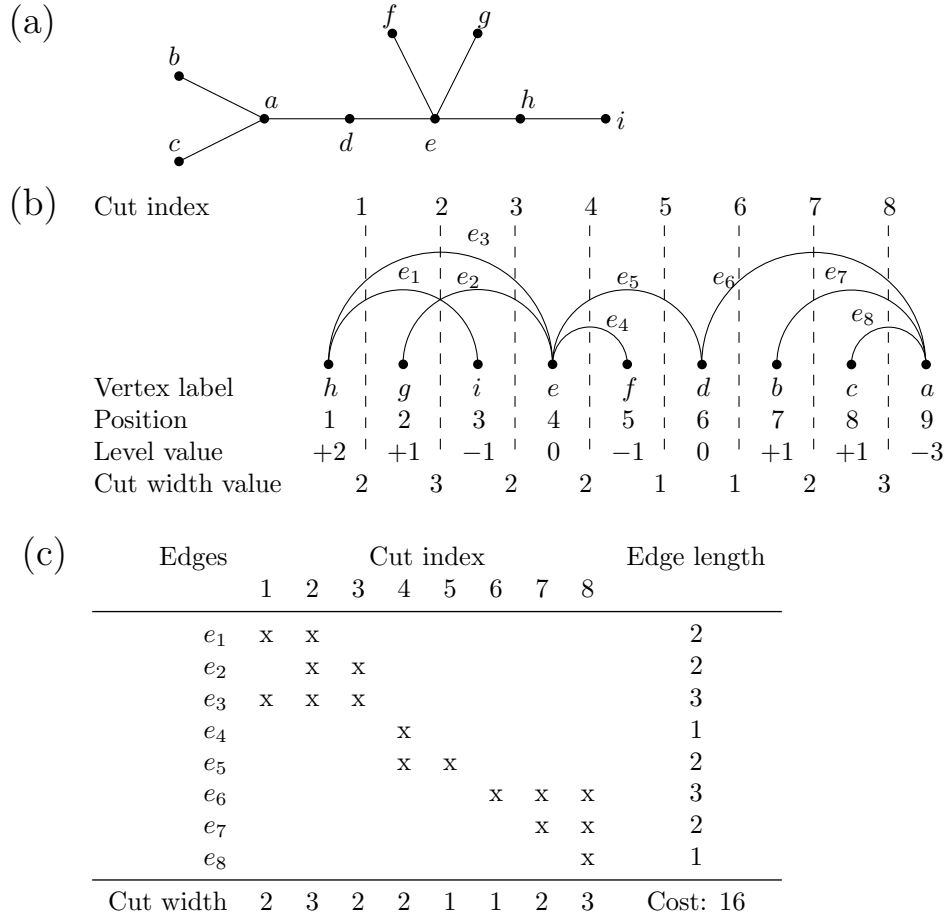


Figure 2: (a) A tree and (b) one of its arrangements. Under the arrangement are indicated, from top to bottom, the vertex labels of the tree, the positions of the vertices (from 1 to n), the values of the levels per vertex, and the values of the cut widths. (c) Table indicating the cuts each vertex goes through, the length of each edge (rightmost column), the width of each cut (last row), and the total cost of the arrangement (bottom-right value).

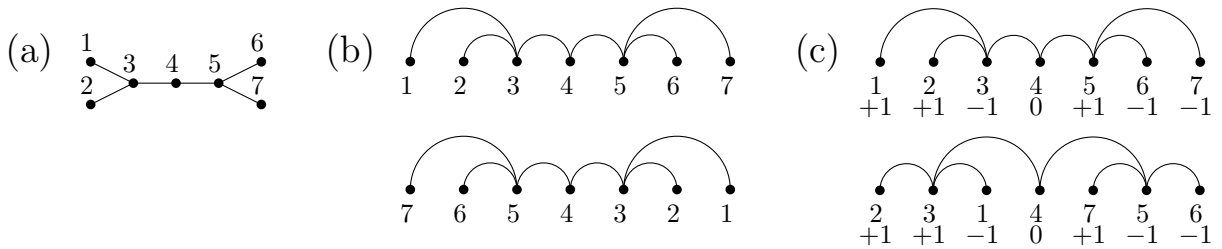


Figure 3: (a) A tree T . (b) A pair of edge-isomorphic arrangements of T . (c) A pair of level-isomorphic arrangements of T that are not edge-isomorphic.

3.1 Known properties

In order to prove Nurse' and De Vos's properties, it will be useful to first establish a relationship between two arrangements π and π' , where π' results from swapping two arbitrary vertices v and w in π . This relationship establishes that the level and cut values of π' can be written as a function of the level and cut values of π and the number of neighbor vertices that v and w have in the interval of positions $[\pi(v), \pi(w)]$. This relationship is independent of the graph structure.

Lemma 3.1. *Let $G = (V, E)$ be any graph where $V = \{u_1, \dots, u_n\}$, and π an arrangement of its vertices*

$$\pi = (u_1, \dots, u_{i-1}, v, u_{i+1}, \dots, u_{j-1}, w, u_{j+1}, \dots, u_n)$$

where $v = u_i$ and $w = u_j$ for two fixed $i, j \in [n]$, $i \neq j$. Now, let

$$\pi' = (u_1, \dots, u_{i-1}, w, u_{i+1}, \dots, u_{j-1}, v, u_{j+1}, \dots, u_n)$$

be the arrangement where the positions of v and w have been swapped with respect to arrangement π and the other vertices are not moved. Due to Equations 11 and 12, we find the following relationships between the level values in π and π' :

$$l_{\pi'}(u_k) - l_{\pi}(u_k) = 0, \quad \forall k \in [1, i] \quad (15)$$

$$l_{\pi'}(w) - l_{\pi}(w) = 2(|\Phi_{\pi}^{(i,j)}(w)| + a_{vw}), \quad (16)$$

$$l_{\pi'}(u_k) - l_{\pi}(u_k) = 2(a_{vu_k} - a_{wu_k}), \quad \forall k \in (i, j) \quad (17)$$

$$l_{\pi'}(v) - l_{\pi}(v) = -2(|\Phi_{\pi}^{(i,j)}(v)| + a_{vw}), \quad (18)$$

$$l_{\pi'}(u_k) - l_{\pi}(u_k) = 0, \quad \forall k \in (j, n] \quad (19)$$

and the following relationships between the cut widths in π and π' :

$$c_{\pi'}(k) - c_{\pi}(k) = 0, \quad \forall k \in [1, i] \quad (20)$$

$$c_{\pi'}(k) - c_{\pi}(k) = l_{\pi}(w) - l_{\pi}(v) + 2(a_{vw} + |\Phi_{\pi}^{(i,j)}(w)| + |\Phi_{\pi}^{(i,k]}(v)| - |\Phi_{\pi}^{(i,k]}(w)|), \quad \forall k \in [i, j] \quad (21)$$

$$c_{\pi'}(k) - c_{\pi}(k) = 0, \quad \forall k \in (j, n), \quad (22)$$

where, recall, $a_{vw} = 1 \leftrightarrow vw \in E$.

Proof. The proof follows from straightforward calculations (Appendix B). \square

Proposition 3.2 (Nurse and De Vos [34, 39]). *Let G be a disconnected graph. The components of G , denoted as H_i , are arranged maximally in π^* . That is, π^* restricted to H_i , denoted as $\pi^*(H_i)$, is a maximum arrangement of H_i .*

Proof. By contrapositive. Let π be an arrangement of G where $\pi(H_i)$, the arrangement π restricted to H_i , is not maximum. Then we can choose an arrangement of H_i with higher cost than that of $\pi(H_i)$, and rearrange the vertices of H_i within π accordingly. The resulting arrangement has a higher cost than π thus contradicting its maximality. \square

The proofs of the remaining properties are all by contradiction.

Proposition 3.3 (Nurse and De Vos [34, 39]). *The level signature of π^* is monotonically non-increasing, that is, $l_{\pi^*}(u_1) \geq \dots \geq l_{\pi^*}(u_n)$.*

Proof. Consider a maximum arrangement π of G ,

$$\pi = (u_1, \dots, u_{i-1}, v, u_{i+1}, \dots, u_{j-1}, w, u_{j+1}, \dots, u_n),$$

where, by way of contradiction, $l_{\pi}(v) < l_{\pi}(w)$. First, assume that $i + 1 = j$. Swap vertices v and w to obtain

$$\pi' = (u_1, \dots, u_{i-1}, w, v, u_{j+1}, \dots, u_n).$$

Due to Lemma 3.1 we have that

$$\begin{aligned} c_{\pi'}(k) - c_{\pi}(k) &= 0, & \forall k \in [1, i] \cup [j, n] \\ c_{\pi'}(i) - c_{\pi}(i) &= l_{\pi}(w) - l_{\pi}(v) + 2a_{vw}. \end{aligned}$$

Since we assumed that $l_{\pi}(v) < l_{\pi}(w)$, we have that $c_{\pi'}(i) - c_{\pi}(i) > 0$. Therefore $D_{\pi'}(G) > D_{\pi}(G)$ (Equation 9).

In case $i + 1 < j$ then can find a pair of vertices u_p and u_{p+1} with $p \in [i, j]$ such that $l_{\pi}(u_p) < l_{\pi}(u_{p+1})$. We can apply the same reasoning above to vertices u_p and u_{p+1} to reach the same contradiction. \square

Proposition 3.4 (Nurse and De Vos [39]). *There is no edge $uv \in E(G)$ such that $l_{\pi^*}(u) = l_{\pi^*}(v)$.*

Proof. Consider a maximum arrangement π of G ,

$$\pi = (u_1, \dots, u_{a-1}, u_a, \dots, u_{i-1}, v, u_{i+1}, \dots, u_{j-1}, w, u_{j+1}, \dots, u_b, u_{b+1}, \dots, u_n),$$

in which $l_{\pi}(u_{a-1}) > l_{\pi}(u_a) = l_{\pi}(u_b) > l_{\pi}(u_{b+1})$ for some a, b such that $1 \leq a \leq i < j \leq b \leq n$, and assume that $vw \in E(G)$. By Proposition 3.3 we have that $l_{\pi}(u_a) = \dots = l_{\pi}(u_b)$.

First, consider the case in which v and w have no neighbors in the interval (i, j) . Swapping v and w produces

$$\pi' = (u_1, \dots, u_{a-1}, u_a, \dots, u_{i-1}, w, u_{i+1}, \dots, u_{j-1}, v, u_{j+1}, \dots, u_b, u_{b+1}, \dots, u_n)$$

in which, by Lemma 3.1,

$$c_{\pi'}(k) - c_{\pi}(k) = 0 \quad \forall k \in [1, i], \quad c_{\pi'}(k) - c_{\pi}(k) = 2 \quad \forall k \in [i, j], \quad \text{and} \quad c_{\pi'}(k) - c_{\pi}(k) = 0 \quad \forall k \in [j, n].$$

Then $c_{\pi'}(k) > c_{\pi}(k)$ for all $k \in [i, j]$ which implies that $D_{\pi'}(G) > D_{\pi}(G)$ (Equation 9).

In case either of v or w have neighbors in the interval (i, j) then there exists another pair of vertices u_p and u_q , such that $|p - q| < |i - j|$, both $p, q \in [i, j]$, $u_p u_q \in E(G)$ and vertices u_p and u_q have no neighbors in the interval (p, q) . We can apply the argument above to this pair of vertices to reach the same contradiction. \square

Proposition 3.5 (Nurse and De Vos [39]). *Permuting vertices of equal level in a maximum arrangement π^* does not change the cost of π^* .*

Proof. Consider a maximum arrangement π^* of G ,

$$\pi = (u_1, \dots, u_{p-1}, u_p, \dots, u_{i-1}, v, u_{i+1}, \dots, u_{j-1}, w, u_{j+1}, \dots, u_q, u_{q+1}, \dots, u_n),$$

in which $l_{\pi}(u_{p-1}) > l_{\pi}(u_p) = l_{\pi}(u_q) > l_{\pi}(u_{q+1})$ for some $1 \leq p < q \leq n$. By Proposition 3.3, the vertices u_p, \dots, u_q have the same level value, that is, $l_{\pi}(u_p) = \dots = l_{\pi}(u_q)$. Due to Proposition 3.4, $a_{vw} = 0$, and also v and w do not have neighbors in the interval of positions (i, j) in π . Let π' be the result of swapping v and w in π . Due to Lemma 3.1, $C_{\pi'}(G) = C_{\pi}(G)$ and therefore, due to Equation 9, $D_{\pi'}(G) = D_{\pi}(G)$. \square

Notice that Propositions 3.3 and 3.4 establish necessary conditions for an arrangement of a graph to be maximum, and Proposition 3.5 states that all orderings of equal-level vertices are equivalent cost-wise in a maximum arrangement, thus greatly reducing the combinatorial exploration when looking for a maximum arrangement. Moreover, besides arrangements of equal cost, permuting vertices of equal level value also yields level-isomorphic arrangements (Section 2). Finally, notice that the proofs of Propositions 3.2 to 3.5 are all independent of the graph's structure.

3.2 A new property

Here we identify a new property of maximum arrangements of graphs concerning the distribution of the vertices of branchless paths in maximum arrangements. In these paths of k vertices, $k - 2$ vertices have degree exactly 2, and the endpoints have degree different from 2. More formally, a branchless path P (of $k - 1$ edges) with vertices (u_1, \dots, u_k) of a graph $G = (V, E)$ is a maximal sequence of vertices $u_1, \dots, u_k \in V$ such that

1. $\{u_i, u_{i+1}\} \in E$ for all $1 \leq i \leq k - 1$,
2. $d(u_i) = 2$ for all $2 \leq i \leq k - 1$, and

3. $d(u_1) \neq 2$ and $d(u_k) \neq 2$.

We refer to the vertices $\{u_2, \dots, u_{k-1}\}$ of P as the *internal vertices* of the path. The *length* of these paths is measured in edges and equal to $k - 1$. We say that a branchless path is a *bridge* if $d(u_1) \geq 3$ and $d(u_k) \geq 3$. We say that a branchless path is an *antenna* if $d(u_1) = 1$ or $d(u_k) = 1$.

Now follows a characterization of the level values of the vertices of branchless paths in a maximum arrangement of a given graph. In particular, we focus on the internal vertices of paths (those of degree 2). For this, we define *thistle* vertices v as those vertices whose neighbors are arranged to both sides of v in the arrangement. More formally, a vertex v is a *thistle vertex in an arrangement π* if $|l_\pi(v)| < d(v)$. Notice that a vertex u of degree 2 can only have three possible level values in an arbitrary arrangement: ± 2 , and 0 (the only case in which u is a thistle). Leaves, by definition, can only have level values ± 1 .

Lemma 3.6 (Path Optimization Lemma). *Let π^* be a maximum arrangement of a graph $G = (V, E)$. Let $P = (u_1, \dots, u_k)$ be any of the branchless paths in G . Then,*

(i) *When P is an antenna, none of its internal vertices is a thistle (that is, with level 0) in π^* . Therefore, we have that $|l_{\pi^*}(u)| = 2$ for all internal vertices u of P .*

(ii) *When P is a bridge, then*

- *There is at most one internal vertex of P that is a thistle (that is, with level 0) in π^* ,*
- *If one of the internal vertices is a thistle vertex in π^* , say u , then for any other internal vertex v there is a maximum arrangement π_2^* with v as a thistle vertex and where u is not a thistle vertex.*

Therefore, for a bridge $P = (u_1, \dots, u_{j-1}, u_j, u_{j+1}, \dots, u_k)$ there are two possible configurations of level values in π^ . Either*

- *$|l_{\pi^*}(u)| = 2$ for all $u \in \{u_2, \dots, u_{k-1}\}$ and thus there are no thistles, or*
- *given any $j \in [2, k - 1]$, then $l_{\pi^*}(u_j) = 0$ and $|l_{\pi^*}(u)| = 2$ for all $u \in \{u_2, \dots, u_{j-1}, u_{j+1}, \dots, u_{k-1}\}$ and thus there is only one thistle (u_j).*

For this proof we assume an orientation of the edges in P in the direction from u_1 to u_k . We prove Lemma 3.6(ii) by performing swaps of certain vertices in a starting arrangement π until we increase the cost or we reach a situation where Proposition 3.4 is contradicted. We prove Lemma 3.6(i) by performing a series of swaps of vertices until the last swap in the series increases the cost of the arrangement. All these swaps are illustrated in Figure 4. Their cost can be calculated applying Lemma 3.1.

Proof of Lemma 3.6(ii). Let π be a maximum arrangement of G (thus it satisfies Propositions 3.3 to 3.5). Suppose that at least two internal and non-adjacent vertices of P are placed in π in such a way that their level value is 0. In the orientation of P , let v be the first vertex such that $l_\pi(v) = 0$, and let z be the next vertex after v in P such that $l_\pi(z) = 0$. We do not assume any particular value for the level of the other vertices. Now, traverse the vertices of the path P starting at u_1 towards u_k while identifying triples of vertices (s, w, x) (edges (s, w) , (w, x) in the orientation of P) such that $l_\pi(w) = 0$ and s is a vertex u_i with $i \geq 1$, and x is a vertex u_j with $j < k$. For every such triple, swap its last two vertices. This is illustrated in Figures 4(a,b). Notice that after applying the swaps in Figures 4(a,b), either (1) the level values change (Figure 4(b)) or (2) the level values remain constant position-wise (Figure 4(a)). If (1) the vertices are arranged in such a way that the levels change, then the cost of the arrangement increases (Lemma 3.1) and we are done. When (2) the level values remain constant position-wise, the cost of the arrangement does not change. In this case, notice that after every swap the vertex of P with level 0 in π closest to u_1 (in P) is ‘pushed’ one vertex closer to z (in P); this is illustrated in Figure 4(c). By repeated application of these swaps we obtain another arrangement, denoted as π' , where there will be two vertices u_i and u_{i+1} of P ($u_i u_{i+1} \in E$) such that $l_{\pi'}(u_i) = l_{\pi'}(u_{i+1}) = 0$ which contradicts Proposition 3.4. Since π' cannot be maximum and has the same cost as π , we conclude that π cannot be maximum either and thus at most one internal vertex of P has level 0 in π .

Now, notice that the above implies that, when there is only one internal vertex of P with level 0, we can apply the swaps in Figure 4(a) to change the thistle vertex of P for another while keeping the cost of the arrangement constant.

Finally, it is easy to see that when there is one thistle in π^* , say z , we have that $l_{\pi^*}(z) = 0$ since there is no other possibility for a degree-2 vertex to be a thistle, and the remaining internal vertices u of P are arranged such that $|l_{\pi^*}(u)| = 2$. \square

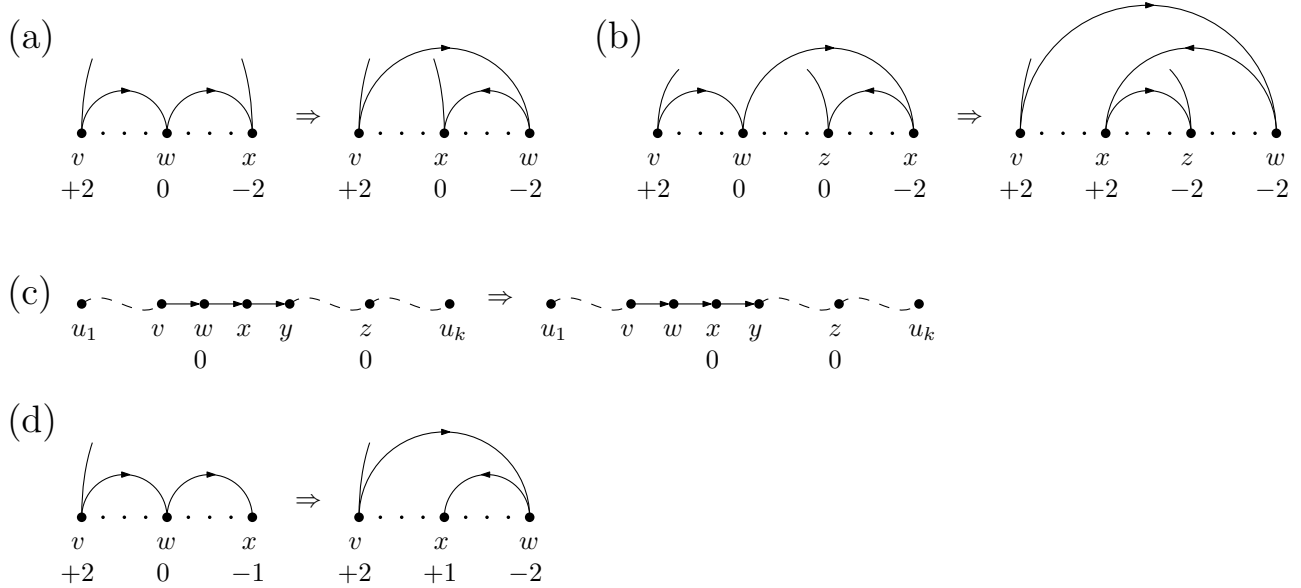


Figure 4: Proof of Lemma 3.6. Different types of swaps of the vertices of a branchless path P . (a) Equal-cost swap of vertices such that the levels of the swapped vertices remain constant position-wise; x has no neighbors to the right of w . The swap is of the same nature if the orientation is reversed. (b) Swap of two vertices that disturbs the level signature, thus increasing the cost of the arrangement; similar to case (a) but x has a neighbor to the right of w . (c) Depiction of the level 0 being ‘pushed’ along the path P towards vertex z when the swap in (a) is applied. (d) Increasing-cost swap applied to triples of vertices where the last vertex is a leaf.

Proof of Lemma 3.6(i). Again, let π be a maximum arrangement of G (thus it satisfies Propositions 3.3 to 3.5). Due to Lemma 3.6(ii), there is at most one thistle vertex with level 0. Assume that exactly one of the internal vertices of P has level value 0 in π . Using a reasoning very similar to the one above, traverse the vertices of P starting at u_1 while identifying triples of vertices (v, w, x) such that $l_\pi(w) = 0$; apply the equal-cost swaps on the triples (v, w, x) where v is a vertex u_i with $i \geq 1$, and x is a vertex u_j with $j \leq k$ (Figure 4(a)). Eventually, the last such triple will be (v, w, x) with $w = u_{k-1}$ and $x = u_k$, and thus $d(x) = 1$ and $l_\pi(x) \in \{+1, -1\}$. The swap to be applied in this case increases the cost of the arrangement (Figure 4(d)) thus contradicting the assumption that π is maximum.

Finally, the internal vertices u of P are arranged such that $|l_{\pi^*}(u)| = 2$ since the other possibility (level value equal to 0) would make them thistles. \square

From now on, given a bridge path $P = (u_1, \dots, u_{i-1}, z, u_{i+1}, \dots, u_k)$ of any graph G , we designate a vertex z to be the only vertex of P allowed to be a thistle in a maximum arrangement. Recall that by Lemma 3.6(ii), we can consider z to be the ‘only’ vertex that can be a thistle in a maximum arrangement since it is interchangeable with other internal vertices of P as thistles while keeping the cost constant.

As it will be seen in the next sections, Lemma 3.6 is instrumental in proving results on trees, since it tells us the distribution of the vertices of branchless paths of any graph in any maximum arrangement without making assumptions about the overall structure of the graph. We make this distribution more precise in Lemma 3.7 where we show that level values alternate sign along branchless paths.

Lemma 3.7. *Let π^* be a maximum arrangement of a graph $G = (V, E)$. Let $P = (u_1, \dots, u_k)$ be any of the branchless paths in G .*

- (i) *If P is an antenna, where, w.l.o.g., $d(u_k) = 1$, then the sign of the level value alternates from vertex to vertex, as in, w.l.o.g., $+2, -2, \dots, +2, -2, +1$. In particular,*
 - (a) *When $d(u_1) \geq 3$ we have that $l_{\pi^*}(u_j)l_{\pi^*}(u_{j+1}) < 0$, for $1 < j < k$.*
 - (b) *When $d(u_1) = 1$ we have that $l_{\pi^*}(u_j)l_{\pi^*}(u_{j+1}) < 0$, for $1 \leq j < k$.*
- (ii) *If $P = (u_1, \dots, u_{i-1}, z, u_{i+1}, \dots, u_k)$ is a bridge, then*

- (a) In case $|l_{\pi^*}(z)| = 2$ then the level values alternate as in, w.l.o.g., $+2, -2, \dots, +2$. More precisely, $l_{\pi^*}(u_j)l_{\pi^*}(u_{j+1}) < 0$ for all $1 < j < k$.
- (b) In case $l_{\pi^*}(z) = 0$ then the pattern of level values follows, w.l.o.g., $+2, -2, \dots, +2, 0, -2, +2, \dots, -2$. More formally,
- $l_{\pi^*}(u_{i-1})l_{\pi^*}(u_{i+1}) < 0$,
 - $l_{\pi^*}(u_j)l_{\pi^*}(u_{j+1}) < 0$ for all $1 < j < i - 1$,
 - $l_{\pi^*}(u_j)l_{\pi^*}(u_{j+1}) < 0$ for all $i + 1 < j < k - 1$.

Proof. We prove only Lemma 3.7(ia). By Lemma 3.6(i), none of the internal vertices of an antenna P can have level value 0. Now, let $u_j \in \{u_2, \dots, u_k\}$ be a vertex such that $l_{\pi^*}(u_j) > 0$. Then, it is easy to see that all its neighbors $v \in \Gamma(u_j) \setminus \{u_1\} = \{u_{j-1}, u_{j+1}\} \setminus \{u_1\}$ must be such that $l_{\pi^*}(v) < 0$; the situation in which $l_{\pi^*}(v) > 0$ is simply not possible. Moreover, the sign of level value also changes again for subsequent vertices $w \in \{u_{j-2}, u_{j+2}\} \setminus \{u_1\}$ in P , that is, $l_{\pi^*}(w) > 0$, and so on. Vertex u_1 is not included since we assumed that $d(u_1) \geq 3$. The case Lemma 3.7(ib) follows immediately since u_1 is a leaf.

The case Lemma 3.7(ii) can be proven with similar arguments. Lemma 3.7(iia) is proven with the same arguments above, not including u_k since that is a vertex of degree ≥ 3 (by definition) and there are no thistles. Lemma 3.7(iib) is proven while taking into account that there may be a thistle in P , that is, the arguments can be applied to the vertices to each side of the thistle, and never including it. \square

It is easy to see that one can determine the level values of many vertices given the level value of one of the internal vertices of a branchless path in a maximum arrangement π . We define this as a *propagation of level values* which follows almost trivially from Lemma 3.7. More precisely, consider any process of construction of a maximum arrangement π of a graph G and let $P = (u_1, \dots, x, \dots, u_i, \dots, y, \dots, u_k)$ be a branchless path of G such that the level values of its vertices are unknown in π . Under the assumption that π is maximum and that the level value of some internal vertex of P can be ascertained say, u_i , then the sign of level value of u_i can be propagated in π through the vertices of P starting at u_i towards the endpoints as per Lemma 3.8. Sometimes the propagation cannot include the endpoints, and has to stop at, say, x , or y .

Lemma 3.8. *Let G be any graph and let P be any branchless path of G . Define $\lambda(i, j) = (-1)^{|i-j|} \cdot l_{\pi^*}(u_i)$, where u_i is a vertex of P . Let π^* be a maximum arrangement of G .*

- (i) Consider first the case where $P = (u_1, u_2, \dots, u_i, \dots, u_k)$ is an antenna with $d(u_k) = 1$. Given the value of $l_{\pi^*}(u_i)$ for $i \in [2, k]$ then
- $l_{\pi^*}(u_j) = \lambda(i, j)$ for all $j \in [2, k]$ when $d(u_1) \geq 3$, or
 - $l_{\pi^*}(u_j) = \lambda(i, j)$ for all $j \in [1, k]$ when $d(u_1) = 1$.
- (ii) Consider now the case where P is a bridge whose vertices are $P = (u_1, \dots, u_{i-1}, z, u_{i+1}, \dots, u_k)$.
- (a) Given $l_{\pi^*}(u_s)$ where $s \in [2, i - 1]$ then $l_{\pi^*}(u_j) = \lambda(s, j)$ for all $j \in [2, i - 1]$.
- (b) Given $l_{\pi^*}(u_s)$ where $s \in [i + 1, k - 1]$ then $l_{\pi^*}(u_j) = \lambda(s, j)$ for all $j \in [i + 1, k - 1]$.
- (c) Given $|l_{\pi^*}(z)| = 2$, then $l_{\pi^*}(u_j) = \lambda(i, j)$ for all $j \in [2, k - 1]$, and $-l_{\pi^*}(u_{i-1}) = l_{\pi^*}(z) = -l_{\pi^*}(u_{i+1})$.
- (d) Given $l_{\pi^*}(z) = 0$, then $l_{\pi^*}(u_{i-1}) = -l_{\pi^*}(u_{i+1})$.
- (e) Given $l_{\pi^*}(u_{i-1})$ and $l_{\pi^*}(u_{i+1})$, then
- If $l_{\pi^*}(u_{i-1}) = l_{\pi^*}(u_{i+1})$ then $-l_{\pi^*}(u_{i-1}) = l_{\pi^*}(z) = -l_{\pi^*}(u_{i+1})$.
 - If $l_{\pi^*}(u_{i-1}) = -l_{\pi^*}(u_{i+1})$ then $l_{\pi^*}(z) = 0$.

Proof. Lemma 3.8(i) easily follows from Lemma 3.7(i). The level values of the internal vertices of a bridge can also be expressed as a function of other internal vertices.

- Lemma 3.8(iia, iib) follow easily from Lemma 3.7(ii). Notice, however, that a single level value of an internal vertex at either side of z is not enough to determine the level value of z .
- Lemma 3.8(iic) follows directly from Lemma 3.7(iia).
- Lemma 3.8(iid) follows from Lemma 3.7(iib).

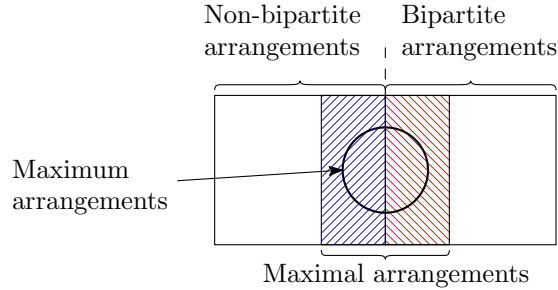


Figure 5: Diagram to illustrate the terminology concerning bipartite and non-bipartite arrangements. This figure shows all $n!$ arrangements of a graph divided into non-bipartite (left half) and bipartite (right half) arrangements. Left and right regions indicate, respectively, *maximal* non-bipartite and *maximal* bipartite arrangements. The filled circle in the intersection marks *maximum* arrangements. Notice that the actual intersection needs not cover both sides of the division.

- To prove Lemma 3.8(iie), first recall that $|l_{\pi^*}(u_{i-1})| = |l_{\pi^*}(u_{i+1})| = 2$ (Lemma 3.7(ii)). If $l_{\pi^*}(u_{i-1}) = l_{\pi^*}(u_{i+1})$ then the only possible values for z is ± 2 ; following Lemma 3.7(iia), the level value of z has to have opposite sign to that of $l_{\pi^*}(u_{i-1})$ and $l_{\pi^*}(u_{i+1})$. If $l_{\pi^*}(u_{i-1}) = -l_{\pi^*}(u_{i+1})$ then the only possible value for z is 0.

□

Lemma 3.8 is crucial in improving the efficiency of the Branch and Bound algorithm in Appendix A.

4 Bipartite and non-bipartite arrangements

In this section we introduce two types of arrangements, *bipartite* and *non-bipartite* arrangements, which split the whole set of $n!$ arrangements of any bipartite graph and help us tackle **MaxLA** methodically. Obviously, each division contains arrangements that are maximum among arrangements of the same type. Thus, we speak of *maximal bipartite arrangement* (resp. *maximal non-bipartite arrangement*) to refer to an arrangement that is maximum among bipartite (resp. non-bipartite) arrangements. In order to ease our discourse, we say that a graph G is (resp. not) maximizable by a specific arrangement π if its set of maximum arrangements $\mathcal{D}^*(G)$ contains (resp. does not contain) π . More specifically, we say that *a graph G is maximizable by a bipartite arrangement* (resp. *non-bipartite arrangement*) if $\mathcal{D}^*(G)$ contains a bipartite (resp. non-bipartite) arrangement. While an arrangement (of any type) can be maximal (maximum in its own part) it needs not be maximum among all $n!$ arrangements. Figure 5 illustrates all this terminology. Since the union of all bipartite and non-bipartite arrangements make up the whole space of $n!$ arrangements, it is easy to see that the solution to **MaxLA** is simply the maximum between a maximal bipartite arrangement and a maximal non-bipartite arrangement. For the sake of brevity, we refer to the cost of a maximum arrangement of G , that is, the value of **MaxLA** of G , as *the maximum cost* of G ; we refer to the cost of a maximal bipartite arrangement (resp. maximal non-bipartite arrangement) of a tree G as *the maximal bipartite cost* (resp. *the maximal non-bipartite cost*) of G . The motivation for this division lies in the fact, proven later in this section, that any maximal bipartite arrangement of any n -vertex tree is constructible in time and space $O(n)$. And, crucially, the fact that the proportion of trees that are maximizable by a bipartite arrangement over all n -vertex trees is large as we show later.

We start by formally defining the concepts of bipartite and non-bipartite arrangements in Section 4.1. In Section 4.2 we move on to proving that maximal bipartite arrangements of n -vertex trees can be constructed in time and space $O(n)$; in Section 4.3, we formally present two conjectures concerning the proportion of trees that are maximizable by a bipartite arrangement over all n -vertex trees, as n tends to infinity. In Section 4.4 we devise an algorithm to construct a special case of maximal non-bipartite arrangements which will be useful in further sections. Finally, in Section 4.5 we do an empirical study of the distance (in cost) between a maximal bipartite arrangement and a maximum arrangement (when these two do not coincide).

4.1 Formal definitions

We say that a linear arrangement π of a bipartite graph $B = (V_1 \cup V_2, E)$ is a *bipartite arrangement* if for every pair of vertices $u, v \in V_1$ there is no vertex $w \in V_2$ such that $\pi(u) < \pi(w) < \pi(v)$. Thus

$$\max_{u \in V_1} \{\pi(u)\} < \min_{v \in V_2} \{\pi(v)\} \quad \text{or} \quad \max_{v \in V_2} \{\pi(v)\} < \min_{u \in V_1} \{\pi(u)\}.$$

Equivalently, let $V_1 = \{u_1, \dots, u_{n_1}\}$ and $V_2 = \{v_1, \dots, v_{n_2}\}$. The linear ordering of the vertices in a bipartite arrangement of a bipartite graph B is one of the following two

$$(u_{i_1}, \dots, u_{i_p}, v_{j_1}, \dots, v_{j_q}), \quad (v_{j_1}, \dots, v_{j_q}, u_{i_1}, \dots, u_{i_p}),$$

where $\{i_1, \dots, i_p\}$ is a permutation of $\{1, \dots, n_1\}$, and $\{j_1, \dots, j_q\}$ is a permutation of $\{1, \dots, n_2\}$. A *non-bipartite arrangement* of a graph is simply an arrangement that is not bipartite.

We denote the set of bipartite arrangements of a graph G as $\mathcal{B}(G)$. The maximum sum of edge lengths over bipartite arrangements, that is, the solution to **bipartite MaxLA**, is denoted as $M_{\text{bip}}[D(G)]$, and the set of maximal bipartite arrangements as $\mathcal{B}^*(G)$. Formally,

$$M_{\text{bip}}[D(G)] = \max_{\pi \in \mathcal{B}(G)} \{D_\pi(G)\}, \quad \text{and} \quad \mathcal{B}^*(G) = \{\pi \in \mathcal{B}(G) \mid D_\pi(G) = M_{\text{bip}}[D(G)]\}.$$

Obviously, if G is not bipartite, $\mathcal{B}(G) = \emptyset$ and thus $M_{\text{bip}}[D(G)] = 0$.

Similarly, we denote the set of non-bipartite arrangements of a graph G as $\overline{\mathcal{B}}(G)$. The maximum sum of edge lengths over non-bipartite arrangements, that is, the solution to **non-bipartite MaxLA**, is denoted as $M_{\text{non-bip}}[D(G)]$, and the set of maximal non-bipartite arrangements as $\overline{\mathcal{B}}^*(G)$. Formally,

$$M_{\text{non-bip}}[D(G)] = \max_{\pi \in \overline{\mathcal{B}}(G)} \{D_\pi(G)\}, \quad \text{and} \quad \overline{\mathcal{B}}^*(G) = \{\pi \in \overline{\mathcal{B}}(G) \mid D_\pi(G) = M_{\text{non-bip}}[D(G)]\}.$$

Then, for any given graph G ,

$$M[D(G)] = \max\{M_{\text{bip}}[D(G)], M_{\text{non-bip}}[D(G)]\}.$$

If a graph G is maximizable by a bipartite (resp. non-bipartite) arrangement then $\mathcal{B}^*(G) \subseteq \mathcal{D}^*(G)$ (resp. $\overline{\mathcal{B}}^*(G) \subseteq \mathcal{D}^*(G)$). If G is maximizable *only* by a bipartite (resp. non-bipartite) arrangement then $\mathcal{B}^*(G) = \mathcal{D}^*(G)$ (resp. $\overline{\mathcal{B}}^*(G) = \mathcal{D}^*(G)$). If G is maximizable by both bipartite and non-bipartite arrangements then $\mathcal{B}^*(G) \cup \overline{\mathcal{B}}^*(G) = \mathcal{D}^*(G)$.

It is easy to see that vertices in any bipartite arrangement π always have as level value their degree (or minus degree). More formally, for every $u \in V$, $|l_\pi(u)| = d(u)$. This basic fact follows from the definition of bipartite arrangements: all neighbors of u are all arranged to either its left or to its right. On the other hand, many non-bipartite arrangements will contain at least one thistle vertex. Notice that there exist non-bipartite arrangements that do not contain thistle vertices.⁵ However, non-bipartite arrangements with no thistle vertices do not have a monotonic level signature, thus do not satisfy Proposition 3.3, and therefore cannot be maximum. Because of this, non-bipartite arrangements with no thistle vertices do not play any role in this article. Henceforth we use π_B^* to denote a maximal bipartite arrangement, and $\pi_{\overline{B}}^*$ to denote a maximal non-bipartite arrangement.

We now define yet another variant of **MaxLA**, a generalization of **bipartite MaxLA**, whereby the maximum is taken over all (non-bipartite) arrangements with exactly one thistle vertex, the set of which is denoted as $\overline{\mathcal{B}}_{1t}(G)$. We call this variant **1-thistle MaxLA** and define it as

$$M_{1t}[D(G)] = \max_{\pi \in \overline{\mathcal{B}}_{1t}(G)} \{D_\pi(G)\}, \quad \text{and} \quad \overline{\mathcal{B}}_{1t}^*(G) = \{\pi \in \overline{\mathcal{B}}_{1t}(G) \mid D_\pi(G) = M_{1t}[D(G)]\}.$$

But not all vertices of a tree can be thistle vertices in a maximum arrangement. We say that a vertex of a tree has the potential to be a thistle (in a maximum arrangement) if no reason is known to discard it as one; for example, the leaves of a tree cannot be thistles by definition of leaf, and neither can the internal vertices of antennas (Lemma 3.6(i)). In the case of bridges, every vertex has the potential of being a thistle (Lemma 3.6(ii)). Even when a tree has many potential thistles, not all of them need to be thistles in the same maximum

⁵Consider, for instance, the 4-vertex path graph $\{1, 2\}, \{2, 3\}, \{3, 4\}$ and the arrangement $(2, 1, 4, 3)$. This arrangement is not bipartite but it does not contain any thistle vertex.

arrangement, nor all of them are thistles in some maximum arrangement. It is important to bear in mind that the property of being a thistle vertex depends on its position in an arrangement and it is unknown if that can be determined using the graph's structure alone in all cases. Accordingly, we define $\Psi(T)$ as the *number of potential thistle vertices of a tree*.

Property 4.1. *The number of potential thistle vertices of a tree T is*

$$\Psi(T) = H(T) + I(T), \quad (23)$$

where $H(T)$ is the number of vertices of degree ≥ 3 and $I(T)$ is the number of bridges.

Proof. The leaves of the tree cannot be thistles by definition. Due to Lemma 3.6(i), the internal vertices of antennas cannot be thistles. While all the internal vertices of a bridge may be thistles, due to Lemma 3.6(ii) at most one of them can be a thistle in a maximum arrangement. The remaining vertices are those of degree ≥ 3 . Hence the property. \square

4.2 Bipartite MaxLA

Now we prove that a maximal bipartite arrangement of any n -vertex connected bipartite graph, that is, the solution to `bipartite MaxLA`, can be constructed in time and space $O(n)$. This is key to many of the results proven later in this article and follows from Propositions 3.3 to 3.5.

Theorem 4.2. *Algorithm 4.1 solves Bipartite MaxLA for any connected bipartite graph in time and space $O(n)$.*

Proof. Let $B = (V_1 \cup V_2, E)$ be an n -vertex connected bipartite graph, where V_1 and V_2 are the two partitions of vertices for which every edge $uv \in E$ is such that $u \in V_1$ and $v \in V_2$. W.l.o.g., in any bipartite arrangement π of B the vertices of V_1 are arranged first and the vertices of V_2 are arranged second in the arrangement. Therefore, for any $u \in V_1$ we must have $l_\pi(u) = +d(u)$, and for $v \in V_2$ we must have $l_\pi(v) = -d(v)$. By recalling the proof of Proposition 3.3, it is easy to see that vertices in V_1 must be placed in the arrangement non-increasingly by degree, and the vertices in V_2 must be placed non-decreasingly by degree, in order to construct a maximal bipartite arrangement. By construction of the arrangement, no two adjacent vertices will ever have the same level value. Given these two facts, and by recalling the proof of Proposition 3.5, it is easy to see that the vertices with the same level value can also be ordered arbitrarily while keeping the cost constant. Finally, these conditions are also sufficient since a connected bipartite graph has a unique proper bicoloring.

For the sake of clarity, the steps to construct such arrangements are given in Algorithm 4.1. The algorithm constructs a maximal bipartite arrangement by first ordering the vertices in V_1 and in V_2 following the description above; the result is denoted as V_1^* and V_2^* respectively. This sorting step can be done in time and space $O(n)$ using counting sort [20] since we want to sort $O(n)$ elements where the keys used to sort them (their degrees) range in the interval $[1, n)$. Then, it arranges first the vertices V_1^* in the order they appear in V_1^* , then continue arranging the vertices of V_2^* also in the order in which they appear in V_2^* . Both steps can be done in time $O(n)$. \square

Algorithm 4.1: Bipartite MaxLA in time and space $O(n)$.

Input: B a connected bipartite graph.

Output: A maximal bipartite arrangement of B .

```

1 Function MAXIMALBIPARTITEARRANGEMENT( $B$ ) is
2    $V_1, V_2 \leftarrow$  Proper coloring of the vertices of  $B$  with two colors. // Cost:  $O(n)$ 
   // Cost: time and space  $O(n)$  with counting sort [20]
3    $V_1^* \leftarrow$  a list, non-increasing ordering of  $V_1$  by vertex degree
4    $V_2^* \leftarrow$  a list, non-decreasing ordering of  $V_2$  by vertex degree
5    $\pi_B^* \leftarrow (V_1^* : V_2^*)$  // Construct  $\pi_B^*$  by arranging  $V_1^*$  and  $V_2^*$  accordingly. Cost:  $O(n)$ 
6   return  $\pi_B^*$ 

```

Notice that when the partition (V_1, V_2) of the bipartite graph is known, Algorithm 4.1 only needs knowledge on vertex degrees, that is, connectivity information (neighborhood of vertices) is no longer required.

Algorithm 4.1 is similar to the randomized algorithm devised by Hassin and Rubinstein [21, Figure 4], who devised a 2-approximation algorithm to solve **MaxLA** in any general weighted graph $G = (V, E)$. Their algorithm makes a random partition of V into two sets V_1 and V_2 and then arranges first the vertices in V_1 and then the vertices in V_2 . The placement of the vertices is done such that the sum of the weight of the edges incident to a vertex is non-increasing among V_1 and non-decreasing among V_2 . In our setting, the edges have all weight equal to 1 and the sorting is by degree.

It is important to point out that the known solutions of **MaxLA** for particular classes of trees cited in Section 1 are all obtained by constructing maximal bipartite arrangements.

4.3 Major conjectures

Perhaps against all intuition, we have observed that the proportion of n -vertex trees that are maximizable by a bipartite arrangement over all t_n trees is large. This proportion, p_n , is formally defined as

$$p_n = \frac{b_n}{t_n}, \quad (24)$$

where b_n is the number of n -vertex trees that are maximizable by a bipartite arrangement

$$b_n = |\{T \in \mathcal{F}_n \mid \mathcal{B}^*(T) \subseteq \mathcal{D}^*(T)\}|.$$

The value of p_n is shown in Figure 6 for $n \leq 49$. Notice that $p_n \geq 0.825$ for $n \leq 24$, and $\tilde{p}_n \geq 0.75$ with 99% confidence for $25 \leq n \leq 49$.

We now present the conjecture concerning the lower bound of p_n as n goes to infinity.

Conjecture 4.3. *The value of p_n as n tends to infinity is large. More formally,*

$$\lim_{n \rightarrow \infty} p_n = c,$$

with c a large constant proportion. The statistical analyses in Appendix C and Figure 6(bottom) suggest $c \approx 0.5$.

Figure 6(bottom) together with the statistical analyses in Appendix C suggest that the necessary conditions for Conjecture 4.3 to be true hold. We fit different models to the values of p_n and the best models all have an additive term (Equations 41 and 43), which acts as a lower bound of the function being fit to the data. The value of these models is at least 0.588.

Although the conjecture above could be false, we could still have that p_n decays slowly; if this were true, chances of solving **MaxLA** correctly using **bipartite MaxLA** would be quite high until n becomes large. The statistical analyses in Appendix C suggest that the decay is power-law-like with a small exponent.

Conjecture 4.4 (Slow decay). *p_n decays “slowly”. We conjecture $p_n = \Theta(n^{-b})$ for some $b \in (0, 1)$.*

We lack a proper characterization of the trees that are maximizable by bipartite arrangements. In order to shed some light into this unknown, we study

$$p_n^{(k)} = \frac{b_n^{(k)}}{t_n^{(k)}}, \quad (25)$$

where $b_n^{(k)}$ is the number of n -vertex trees with $k = \Psi(T)$ potential thistles maximizable by bipartite arrangements, and $t_n^{(k)}$ is the number of n -vertex trees with k potential thistles. Notice that $p_n^{(k)}$ is the conditional probability that a tree is maximizable by a bipartite arrangement given its number of vertices and its number of potential thistles. The correlation tests between $p_n^{(k)}$ and k in Tables 6 and 7 indicate a decrease in the number of trees maximizable by a bipartite arrangement as k increases thus showing that $\Psi(T)$ contains information about whether a tree is maximizable by a bipartite arrangement.

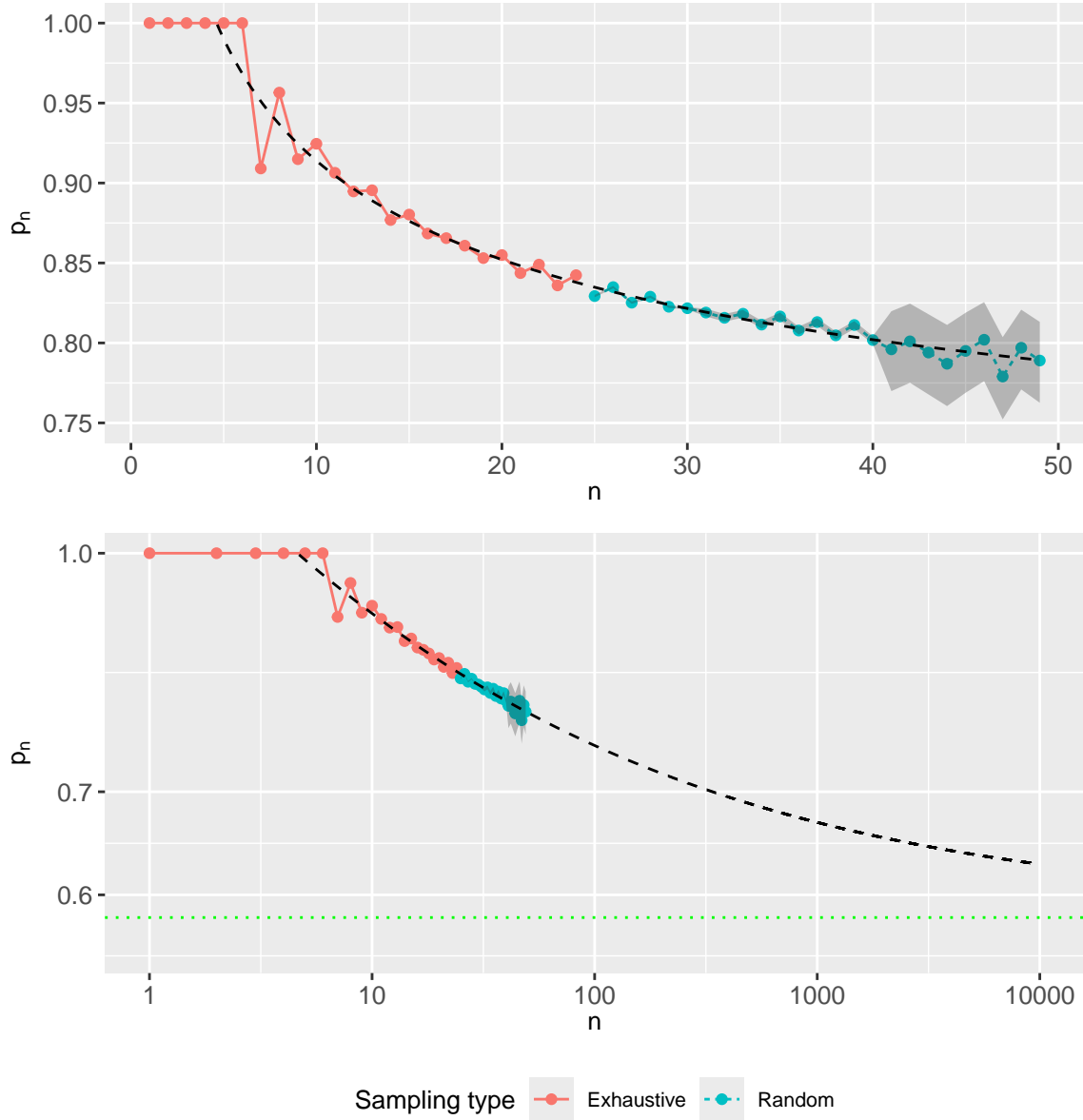


Figure 6: The exact value of p_n for $n \leq 24$ (solid, red line), and an approximation of p_n via random sampling for $25 \leq n \leq 49$ (dashed, blue line). The gray area around the random sampling data shows a confidence interval obtained with a bootstrap method [17] at 99% confidence. The dashed black line shows the prediction of a power-law model with an additive term, $p_n = an^b + c$; the horizontal dotted green line indicates the value $c = 0.580$ (Appendix C).

4.4 Maximal non-bipartite arrangements of trees

It is easy to see that maximal non-bipartite arrangements with k thistle vertices form (possibly empty) sequences of consecutive non-thistle vertices that satisfy Propositions 3.3 to 3.5 individually. By ‘satisfy’ we mean that these sequences have the same properties as those stated in Propositions 3.3 to 3.5. Notice, however, that a maximal arrangement of k thistles needs not be maximum, and thus whether or not Propositions 3.3 to 3.5 hold in these arrangements, globally or in individual sequences, is not straightforward. We formalize this claim as follows.

Proposition 4.5. *Let G be any graph and let $\pi_{\overline{B}}^*$ be any of its maximal (not necessarily maximum) non-bipartite arrangements in which vertices $t_1, \dots, t_k \in V$ are the only thistle vertices, such that, w.l.o.g., $\pi_{\overline{B}}^*(t_1) < \dots < \pi_{\overline{B}}^*(t_k)$, that is, let*

$$\pi_{\overline{B}}^* = \left(u_1^1, \dots, u_{i_1}^1, t_1, u_1^2, \dots, u_{i_2}^2, t_2, \dots, u_1^k, \dots, u_{i_k}^k, t_k, u_1^{k+1}, \dots, u_{i_{k+1}}^{k+1} \right),$$

where $i_1, \dots, i_{k+1} \geq 0$ are the number of non-thistle vertices in each sequence. Then for each $j \in [1, k+1]$,

- The sequence of level values $l_{\pi_{\overline{B}}^*}(u_1^j), \dots, l_{\pi_{\overline{B}}^*}(u_{i_j}^j)$ satisfies Proposition 3.3.
- The edges with both endpoints within the j -th sequence satisfy Proposition 3.4.
- The two previous claims imply that the sequence $l_{\pi_{\overline{B}}^*}(u_1^j), \dots, l_{\pi_{\overline{B}}^*}(u_{i_j}^j)$ also satisfies Proposition 3.5.

The proof of Proposition 4.5 is similar to that of Propositions 3.3 to 3.5, but applied only to each sequence individually. Notice that applying the swaps in the proofs of Propositions 3.3 and 3.4 to sequences that include a thistle vertex, may move the thistle vertex in such a way that it is no longer a thistle vertex in the new arrangement. For example, notice that Proposition 3.4 is not satisfied in a maximal non-bipartite arrangement of a star graph of 4 vertices when taking the entire arrangement into consideration: the thistle vertex (the center) and one of its leaves have both level value equal to 1 in absolute value.

We now prove that, in maximal non-bipartite arrangements of only 1 thistle vertex t , the vertices that are not the thistle and are not neighbors of any of the thistle must be arranged so that they form a non-increasing level sequence. As before, this is obvious in arrangements with 1 thistle vertex that are *maximum*, but not so obvious in *maximal* arrangements of 1 thistle vertex, which need not be maximum.

Lemma 4.6. *Let G be any graph and let $\pi_{\overline{B}}^*$ be any of its maximal non-bipartite arrangements as in Proposition 4.5 with exactly one thistle vertex. Let $t \in V$ be the only thistle vertex in $\pi_{\overline{B}}^*$. The vertices in V'*

$$V' = V \setminus (\{t\} \cup \Gamma(t)) = \{r_1, \dots, r_\omega\}$$

for which we assume, w.l.o.g., that $\pi_{\overline{B}}^*(r_1) < \dots < \pi_{\overline{B}}^*(r_\omega)$, are arranged in $\pi_{\overline{B}}^*$ so that

$$l_{\pi_{\overline{B}}^*}(r_1) \geq \dots \geq l_{\pi_{\overline{B}}^*}(r_\omega).$$

Notice that the vertices in V' need not be consecutive in the arrangement.

Proof. Let π be a maximal non-bipartite arrangement of the form described above. First, recall that, by construction of π , we must have that $|l_\pi(u)| = d(u)$ for any $u \in V'$. Let u_1, \dots, u_x be all the vertices to the left of t , and let v_1, \dots, v_y be all the vertices to the right of t (Figure 7). By Proposition 4.5

$$l_\pi(u_1) \geq \dots \geq l_\pi(u_x) \quad \text{and} \quad l_\pi(v_1) \geq \dots \geq l_\pi(v_y).$$

and thus we have that the vertices in V' to each side of t satisfy the claim.

Now, let $u \in V'$ be the closest vertex to t to its left in the arrangement; let $v \in V'$ be the closest vertex to t to its right in the arrangement. In order to prove the claim it remains to show that $l_\pi(u) \geq l_\pi(v)$. Let $\{w_1, \dots, w_\alpha\} \subseteq \Gamma(t)$ be the set of vertices between u and t in π ; similarly, let $\{z_1, \dots, z_\beta\} \subseteq \Gamma(t)$ be the set of vertices between t and v in π (Figure 7). α and β denote the number of vertices between u and t , and between t and v respectively.

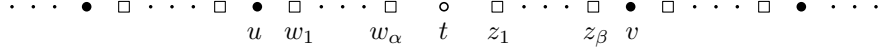


Figure 7: Proof of Lemma 4.6. Squares denote vertices from $\Gamma(t)$ and filled dots denote vertices in V' .

By way of contradiction, suppose that π is a maximal non-bipartite arrangement with only one thistle vertex in which $l_\pi(v) > l_\pi(u)$. We have to show that by either moving u to the right of v or moving v to the left of u the cost of the arrangement increases and therefore π is not maximal. This displacement is implemented as a sequence of swaps of consecutive vertices in the arrangement. For this, we apply Lemma 3.1 (Equation 21), in which the value of Φ is always 0.

- Consider the case in which $l_\pi(u) > 0$. Then, we have that $l_\pi(v) > 0$ as well, and $\alpha \geq 0$. It is easy to see that $\beta = 0$: if $\beta > 0$ we would have that $l_\pi(z_j) < 0$ (for all $j \in [1, \beta]$) but also $l_\pi(v) > 0$ which would contradict Proposition 4.5. Notice that $uv \notin E$, otherwise v would be a thistle, and $uw_i \notin E$, $vw_i \notin E$ for all $i \in [1, \alpha]$. Moving v to the left of u consists of swapping first v with t , then swapping v with w_α , and so on. This changes the cost of the arrangement by (Lemma 3.1 – Equation 21)

$$\begin{aligned} \varphi_\pi(u \leftarrow v) &= l_\pi(v) - l_\pi(t) + \sum_{i=1}^{\alpha} (l_\pi(v) - l_\pi(w_{\alpha-i+1})) + l_\pi(v) - l_\pi(u) \\ &= (\alpha + 2)l_\pi(v) - l_\pi(u) - l_\pi(t) - \sum_{i=1}^{\alpha} l_\pi(w_i). \end{aligned}$$

Notice that since $vw_i \notin E$, the terms of the form a_{vw_i} in Equation 21 do not contribute to the equation above. Similarly, moving u to the right of v , changes the cost of the arrangement by

$$\begin{aligned} \varphi_\pi(u \rightarrow v) &= \sum_{i=1}^{\alpha} (l_\pi(w_i) - l_\pi(u)) + l_\pi(t) - l_\pi(u) + l_\pi(v) - l_\pi(u) \\ &= l_\pi(v) - (\alpha + 2)l_\pi(u) + l_\pi(t) + \sum_{i=1}^{\alpha} l_\pi(w_i). \end{aligned}$$

Recall that we assumed $l_\pi(v) > l_\pi(u)$: if one of the changes $\varphi_\pi(u \leftarrow v)$ or $\varphi_\pi(u \rightarrow v)$ is positive then the arrangement is not maximal and thus we cannot have $l_\pi(v) > l_\pi(u)$. Now we show that one of the changes is positive by showing that both cannot be negative. If both were indeed negative, then

$$\begin{aligned} \varphi_\pi(u \leftarrow v) + \varphi_\pi(u \rightarrow v) &< 0, \\ (\alpha + 3)l_\pi(v) - (\alpha + 3)l_\pi(u) &< 0, \\ l_\pi(v) &< l_\pi(u), \end{aligned}$$

which contradicts our initial assumption that $l_\pi(v) > l_\pi(u)$. Therefore, these two changes do not *both* decrease the cost of the arrangement, and thus *at least one of the two* increases it.

- Consider now the case in which $l_\pi(u) < 0$. Here we distinguish two cases.
 - If $l_\pi(v) < 0$ then we just have to mirror the arrangement and apply the arguments above to the result.
 - In case $l_\pi(v) > 0$ then we have to notice that $\alpha = 0$ and $\beta = 0$ and $uv \notin E$ (otherwise u and v would be thistles). Applying arguments similar to the ones above we see that,

$$\begin{aligned} \varphi_\pi(u \rightarrow v) &= l_\pi(t) + l_\pi(v) - 2l_\pi(u), \\ \varphi_\pi(u \leftarrow v) &= 2l_\pi(v) - l_\pi(t) - l_\pi(u). \end{aligned}$$

Again, assuming both changes are negative we reach the conclusion that

$$\varphi_\pi(u \rightarrow v) + \varphi_\pi(u \leftarrow v) = 3l_\pi(v) - 3l_\pi(u) < 0 \iff l_\pi(v) < l_\pi(u)$$

which also contradicts our initial assumption.

□

Next we prove a result that highlights an interesting substructural organization of the vertices in maximal non-bipartite arrangements of exactly one thistle vertex.

Corollary 4.7. *Let π be a maximal arrangement of a tree T with exactly one thistle vertex, say t . By removing t from T we obtain $d(t)$ connected components T_i each of which is arranged in a maximal bipartite arrangement in π . That is, the arrangements $\pi(T_i)$ are maximal bipartite arrangements.*

Proof. Recall that T is a connected bipartite graph and thus exists a unique proper two-coloring. To prove the statement in the corollary, we focus on a specific T_i ; let w_i be such that $w_i \in \Gamma(t)$ and $w_i \in T_i$. Let sgn be the sign function so that $\text{sgn}(x)$ denotes the sign of $x \in \mathbb{R}$. It is easy to see that $\text{sgn}(l_\pi(w_i)) = \text{sgn}(l_\pi(u))$, for all $u \in T_i \setminus \{w_i\}$ of the same color as w_i , and $\text{sgn}(l_\pi(w_i)) = -\text{sgn}(l_\pi(v))$ for all $v \in T_i \setminus \{w_i\}$ of the other color. Now, all non-neighbors of t are arranged by non-increasing degree (Lemma 4.6), thus no vertex v is found between two vertices u , and vice versa. Since all the vertices to each side of t are arranged by non-increasing degree (Proposition 4.5), vertex w_i is arranged in π in the correct position as per a non-increasing degree order among all vertices to the same side of t as w_i and thus among all vertices of T_i of the same color as w_i . Thus $\pi(T_i)$ is a maximal bipartite arrangement. □

This observation needs not hold for bipartite graphs with cycles, or more general graphs, since the removal of these vertices may not disconnect the graph. Notice that Corollary 4.7 does not involve maximal non-bipartite arrangements with more than one thistle vertex. Furthermore, although Corollary 4.7 applies only to *maximal* non-bipartite arrangements with one thistle vertex, it is easy to see that the same property also holds in *maximum* arrangements regardless of its number of thistle vertices. This last claim is illustrated in Figure 8 with two maximum (non-bipartite) arrangements of one and two thistle vertices respectively.

Next we devise an algorithm to construct a maximal non-bipartite arrangement of a tree such that the arrangement only has one thistle vertex which is given as part of the input. This algorithm is particularly useful to construct maximum arrangements of trees that are known to have at most one thistle vertex (2-linear trees, Section 5.4). We use it later to tackle `1-thistle MaxLA`.

Theorem 4.8. *Algorithm 4.2 constructs a maximal non-bipartite arrangement of any n -vertex tree $T = (V, E)$ with a single, given thistle vertex $t \in V$ in time $O(n^2 2^d)$, where $d = d(t)$, and space $O(n)$.*

Proof. Let $\Gamma(t) = \{v_1, \dots, v_d\}$ be the neighbors of t and let T_1, \dots, T_d be the connected components of T obtained after removing t from T ; let component T_i contain vertex v_i . The central idea behind this algorithm is, given an assignment $b : \Gamma(t) \rightarrow \{-1, +1\}$ of the side of the thistle to which each v_i goes (-1 means **left**, $+1$ means **right**), to construct a maximal arrangement in which the neighbors of t are placed according to b . As explained in Corollary 4.7, the remaining vertices are distributed so that T_1, \dots, T_d are arranged in maximal bipartite arrangements. To construct this maximal non-bipartite arrangement with b one has to figure out the optimal placement of the vertices in $V' = V \setminus (\{t\} \cup \Gamma(t))$ with respect to t . The maximal non-bipartite arrangement of T with t as its only thistle vertex is the arrangement with the highest cost over all possible assignments b .

Each assignment b determines the level value each vertex has to have; we use $l_b : V \rightarrow \mathbb{Z}$ to denote such level values. The level of t is, simply,

$$l_b(t) = \sum_{i=1}^d b(v_i).$$

Since the best assignment of sides to the neighbors of t is not known, the algorithm tries all 2^d possible assignments. However, some of these assignments can be filtered out, such as those for which $|l_b(t)| = d$ since t is not a thistle, and those for which $l_b(t) < 0$ since there exists a symmetric assignment b' (by simple mirroring) such that $b'(u) = -b(u)$ (for any $u \in V$) and thus $l_b(t) = -l_{b'}(t)$. Notice that the vertices in $V \setminus \{t\}$ cannot be thistles by assumption and, as such, we must have that $|l_b(u)| = d(u)$; we only have to determine the sign of the level value. For any $v_i \in \Gamma(t)$, let $l_b(v_i) = -b(v_i) \cdot d(v_i)$. The level value of the rest of the vertices switches sign at every level of a breadth first traversal in the subtree $T_{v_i}^t$, starting at v_i , compared to that in the previous level.

Therefore, the goal is, for a fixed thistle vertex t and assignment b , to construct an arrangement π that is maximal among those arrangements such that

- The neighbors of t are placed in the arrangement according to b , and thus t has level value $l_b(t)$.

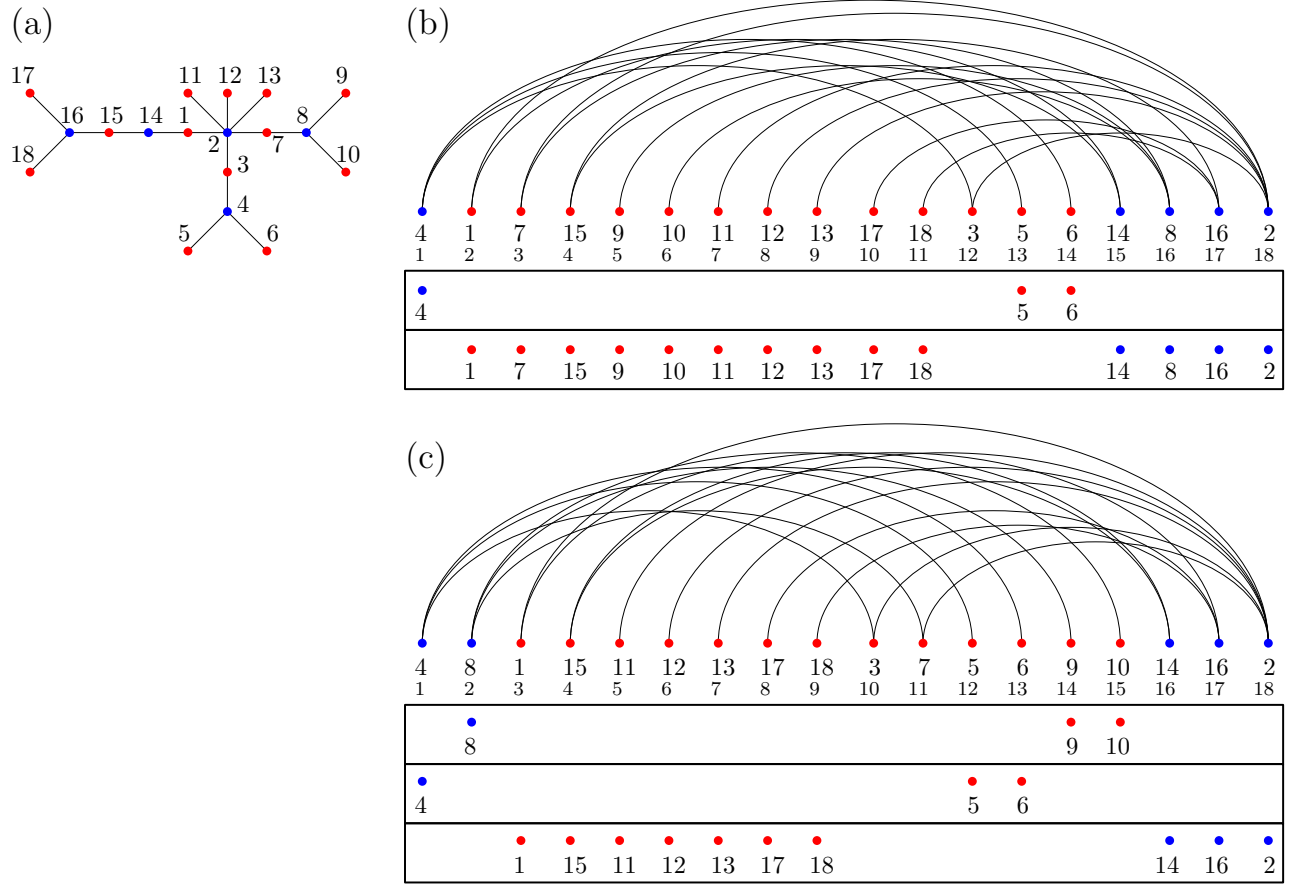


Figure 8: Maximum non-bipartite arrangements of the tree in (a) with cost 187. Numbers indicate vertex labels. (b) A maximum non-bipartite arrangement with one thistle vertex (3). (c) A maximum non-bipartite arrangement with two thistle vertices (3 and 7). In both (b) and (c), the arrangement of the vertices is split into the number of connected components that we obtain by removing the thistle vertices from the tree.

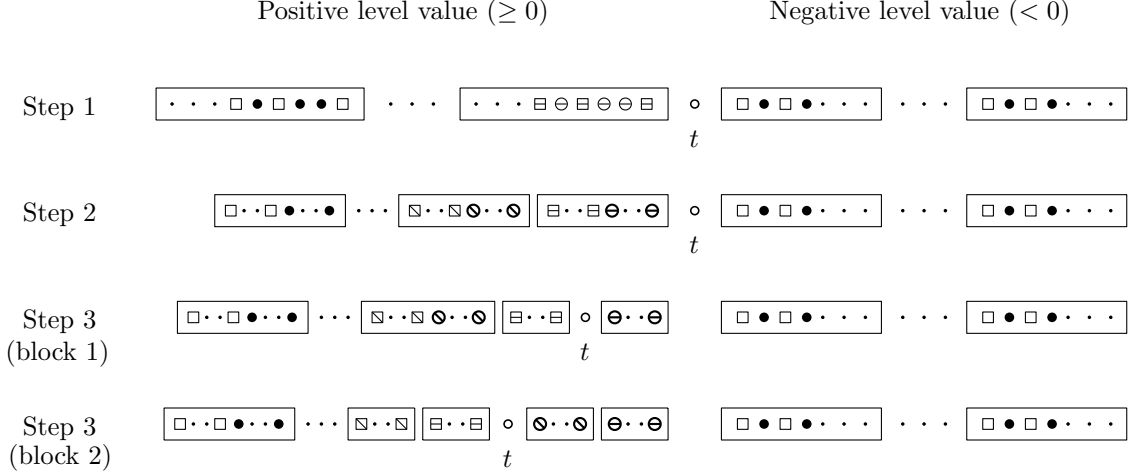


Figure 9: Steps to construct a maximal arrangement with one thistle vertex t . Squares (empty or stricken) denote vertices in $\Gamma(t)$, and circles (filled or stricken) denote vertices in $V \setminus (\{t\} \cup \Gamma(t))$. Vertices in the same rectangle are vertices of the same level value.

- The rest of the vertices have level value as specified by l_b (otherwise, other thistles would be present).
- Proposition 4.5 and Lemma 4.6.

The construction of the arrangement with t as a thistle vertex and fixed assignment b consists of several steps (Figure 9). W.l.o.g., we assume that $l_b(t) \geq 0$.

1. First, place the vertices in $V \setminus \{t\}$ with positive level value in non-increasing order. Then, place t and, lastly, place the vertices in $V \setminus \{t\}$ with negative level value in non-increasing order. Let π be the resulting arrangement. Notice that this initial arrangement satisfies the three conditions above. This step can be done in time $O(n)$ using counting sort [20].
2. Permute all sequences of consecutive vertices of equal, and positive level value in π so that we first find the neighbors of the thistle (if any) and then the non-neighbors (if any). Notice that t can be in one of these sequences if the vertex immediately to its left in π has the same level value as t . In this case, t is to be placed between its neighbors and the non-neighbors of that level value. This keeps the relative order of the thistle and its neighbors and does not change the level signature of π . This step can be seen as a normalization step that guarantees correctness of the next step. This can be done in time $O(n)$ using counting sort [20], by assigning the value 0 to the neighbors of the thistle, the value 1 to the thistle, and the value 2 to the other vertices.

After Steps 1 and 2, all vertices in V' are arranged in a maximal bipartite arrangement with respect to their connected component, and vertex t is placed so that its level value coincides with that given by b , but t may not be in its optimal position with respect to the vertices in V' . In order to find the maximal arrangement for fixed t and b , one has to figure out how to slide vertices in V' in the arrangement while keeping their relative order among them as per Lemma 4.6. To achieve this, it is sufficient to move vertices in V' located at the left side of t to the right of t , one vertex at a time, and starting at the rightmost vertex in V' located at the left side of t (Step 3). For the sake of clarity, we call this operation *relocation*.

Notice that there is no need to also try and move vertices from V' to the left of t since we either have that $l_b(t) > 0$ and this would decrease the cost of the arrangement, or $l_b(t) = 0$ and there exists another assignment b' for which all the neighbors of t to its right in b are assigned to its left in b' and vice versa.

3. Now, let π be the result of the previous two steps, and of the form

$$\pi = (\dots, \underbrace{u_1, \dots, u_\alpha}_{\in \Gamma(t)}, \overbrace{v_1, \dots, v_\beta}^{\in V'}, \underbrace{w_1, \dots, w_\gamma}_{\in \Gamma(t)}, \overbrace{y_1, \dots, y_\delta}^{\in V'}, t, \dots),$$

where $v_i, y_i \in V'$, $u_i, w_i \in \Gamma(t)$, and

$$l_b(u_1) = \cdots = l_b(u_\alpha) = l_b(v_1) = \cdots = l_b(v_\beta) > l_b(w_1) = \cdots = l_b(w_\gamma) = l_b(y_1) = \cdots = l_b(y_\delta).$$

For the sake of brevity, we use $l_b(u)$ to denote $l_b(u_k)$ for all $k \in [1, \alpha]$, $l_b(v)$ to denote $l_b(v_k)$ for all $k \in [1, \beta]$, $l_b(w)$ to denote $l_b(w_k)$ for all $k \in [1, \gamma]$ and $l_b(y)$ to denote $l_b(y_k)$ for all $k \in [1, \delta]$.

The next step is to relocate vertices in V' , so as to increase the cost of the arrangement. That is, in π , find the vertex in V' closest to t to its left and relocate it. The first such vertex in π is y_δ , the second is $y_{\delta-1}$ and so on until reaching y_1 . Then, the next such vertex before y_1 is v_β , and so on. Notice that relocating a v_j (or other vertex in V' of higher level value than $l_b(v)$) before all y_k have been relocated would contradict Lemma 4.6 since $l_b(v) > l_b(y)$. During the process, keep track of the best arrangement after each vertex is relocated. Relocating a single vertex can be done in time $O(d)$. Thus this step can be done in time $O(n^2)$.

In fact, there is no need to relocate all vertices in V' located at the left of t . One can stop relocating vertices as soon as the cost decreases since relocating more vertices will further decrease the cost. To show this, first notice that relocating a vertex y_k will increase the cost of the arrangement only when $l_b(y_k) < l_b(t)$ since the cost of swapping y_k and t is (Equation 21)

$$\varphi_\pi(y_k \rightarrow t) = l_b(t) - l_b(y_k) = l_b(t) - l_b(y).$$

Obviously, if relocating any y_k increases the cost of π , then so does relocating all y_1, \dots, y_{k-1} since they all have the same level value. On the other hand, if relocating any y_k decreases the cost, then so does relocating all y_1, \dots, y_{k-1} . Therefore, it is easy to see that one can relocate all vertices of the same level value in block. After relocating all y_k , we obtain (Equation 21)

$$\pi_2 = (\dots, u_1, \dots, u_\alpha, v_1, \dots, v_\beta, w_1, \dots, w_\gamma, t, y_1, \dots, y_\delta, \dots),$$

and the change in cost is

$$\varphi_\pi(y_* \rightarrow t) = \sum_{k=1}^{\delta} (l_b(t) - l_b(y_k)) = \delta (l_b(t) - l_b(y)).$$

We now prove the correctness of the stopping criterion. First, assume that relocating all y_i (thus producing π_2) decreases the cost of the arrangement, that is, $D_\pi(T) > D_{\pi_2}(T)$. Under this assumption, it is easy to see that $l_b(y) > l_b(t)$ and thus $l_b(v) > l_b(y) > l_b(t)$. We now show that further relocating any of v_k , thus producing π_3

$$\pi_3 = (\dots, u_1, \dots, u_\alpha, w_1, \dots, w_\gamma, t, v_1, \dots, v_\beta, y_1, \dots, y_\delta, \dots),$$

further decreases the cost, that is, $D_{\pi_2}(T) > D_{\pi_3}(T)$. The cost of relocating a single v_k is

$$\varphi_{\pi_2}(v_k \rightarrow t) = \sum_{i=1}^{\gamma} (l_b(w_i) - l_b(v_k)) + l_b(t) - l_b(v_k) = \gamma(l_b(w) - l_b(v_k)) + l_b(t) - l_b(v_k).$$

It is easy to see that $\varphi_{\pi_2}(v_j \rightarrow t) < 0$ since

- $l_b(v) > l_b(w)$ by construction of π , and
- $l_b(v) > l_b(t)$ since $l_b(v) > l_b(t)$ due to our assumption that $\varphi_\pi(y_* \rightarrow t)$.

Therefore, the cost of relocating all v_j ,

$$\varphi_{\pi_2}(v_* \rightarrow t) = \sum_{k=1}^{\beta} \varphi_{\pi_2}(v_k \rightarrow t) = \beta (\gamma(l_b(w) - l_b(v)) + l_b(t) - l_b(v)).$$

Relocating more vertices further decreases the cost.

Finally, we need to prove the correctness of the criterion after performing all the relocations that increase the cost of the arrangement. Consider the result

$$\pi' = (\dots, \underbrace{p_1, \dots, p_\varepsilon}_{\in V'}, \underbrace{q_1, \dots, q_\theta}_{\in \Gamma(t)}, \underbrace{r_1, \dots, r_\mu}_{\in V'}, \underbrace{s_1, \dots, s_\nu}_{\in \Gamma(t)}, t, \dots),$$

such that $D_{\pi'}(T) > D_\pi(T)$, $p_i, r_i \in V'$, $q_i, s_i \in \Gamma(t)$, where

$$l_b(p_1) = \dots = l_b(p_\varepsilon) > l_b(q_1) = \dots = l_b(q_\theta) = l_b(r_1) = \dots = l_b(r_\mu) > l_b(s_1) = \dots = l_b(s_\nu).$$

and the vertices r_k are the first vertices in π that will decrease the cost of π' if relocated. We prove now that if relocating all r_k in π' , thus producing

$$\pi'' = (\dots, p_1, \dots, p_\varepsilon, q_1, \dots, q_\theta, s_1, \dots, s_\nu, t, r_1, \dots, r_\mu, \dots),$$

does not increase the cost of π' ($D_{\pi'}(T) \geq D_{\pi''}(T)$) then further relocating p_i in π'' , thus producing

$$\pi''' = (\dots, q_1, \dots, q_\theta, s_1, \dots, s_\nu, t, p_1, \dots, p_\varepsilon, r_1, \dots, r_\mu, \dots),$$

will decrease the cost of π'' (thus $D_{\pi''}(T) > D_{\pi'''}(T)$). First (Equation 21),

$$\begin{aligned} \varphi_{\pi'}(r_k \rightarrow t) &= \sum_{i=1}^{\nu} (l_b(s_i) - l_b(r_k)) + l_b(t) - l_b(r_k) \\ &= -(\nu + 1)l_b(r) + \nu \cdot l_b(s) + l_b(t), \\ \varphi_{\pi''}(p_k \rightarrow t) &= \sum_{i=1}^{\theta} (l_b(q_i) - l_b(p_k)) + \sum_{i=1}^{\nu} (l_b(s_i) - l_b(p_k)) + l_b(t) - l_b(p_k) \\ &= -(\theta + \nu + 1)l_b(p) + \theta \cdot l_b(q) + \nu \cdot l_b(s) + l_b(t). \end{aligned}$$

We now show that if $\varphi_{\pi'}(r_k \rightarrow t) \leq 0$ then $\varphi_{\pi''}(p_k \rightarrow t) < 0$ for a single p_k . Quite simply, notice that

$$\begin{aligned} \varphi_{\pi''}(p_k \rightarrow t) &= -(\nu + 1)l_b(p) + \nu \cdot l_b(s) + l_b(t) \\ &\quad + \theta(l_b(q) - l_b(p)), \end{aligned}$$

for which it is easy to see that $\theta(l_b(q) - l_b(p)) < 0$ since $l_b(p) > l_b(q)$, and, easily, enough,

$$-(\nu + 1)l_b(p) + \nu \cdot l_b(s) + l_b(t) < -(\nu + 1)l_b(r) + \nu \cdot l_b(s) + l_b(t) = \varphi_{\pi'}(r_k \rightarrow t) \leq 0$$

since $l_b(p) > l_b(r)$. Thus moving a single p_k decreases the cost of the arrangement, and so does moving all p_k .

Therefore, the exploration of all possible arrangements with t as a thistle vertex with level value determined by b is complete and Steps 1, 2, 3 find the maximal arrangement with t and b fixed. \square

Figure 10 shows an example of the step-by-step construction of a maximal arrangement with 1 thistle vertex.

Now we can easily tackle 1-thistle MaxLA by applying Algorithm 4.2 to potential thistles. For this, we define a set of vertices to test as thistle vertices. This set, denoted as $\psi(T)$, includes all potential thistles as defined above, and one internal vertex from antenna.

Theorem 4.9. *Algorithm 4.3 solves 1-thistle MaxLA in space $O(n)$ and time*

- $O(|\psi(T)|n^2 2^{\Delta_\psi(T)}) = O(n^3 2^{\Delta(T)})$ on individual trees,
- Typically $O(|\psi(T)|n^3) = O(n^4)$ over \mathcal{F}_n ,

where $\Delta_\psi(T)$ is the maximum degree over the vertices in $\psi(T)$, and $\Delta(T)$ is the maximum degree of the tree.

Algorithm 4.2: MaxLA with exactly one given thistle vertex t , in time $O(n^2 2^{d(t)})$ and space $O(n)$.

Input: $T = (V_1 \cup V_2, E)$ a free tree, t a thistle vertex.

Output: A maximal non-bipartite arrangement of T with vertex t as thistle vertex.

```

1 Function 1-GIVEN-THISTLE-MAXLA( $T, t$ ) is
2    $\pi \leftarrow \emptyset$  // empty arrangement of  $n$  positions
   // Generate all assignments of left- and right-side of  $\Gamma(t)$ .  $O(2^d)$  iterations
3   for every assignment  $b$  do
4      $l_b \leftarrow$  computation of the level value to every vertex in the tree // Cost  $O(n)$ 
5     if  $l_b(t) < 0$  then skip to the next assignment
6      $\pi_1 \leftarrow$  Step 1: construct an initial arrangement using  $l_b$ :
7       | Make it of the form (vertices with positive level :  $t$  : vertices with negative level)
8       | Sort the vertices in  $\pi_1$  non-decreasingly by (positive) level value
9       | Sort the vertices in  $\pi_1$  non-decreasingly by (negative) level value
10     $\pi_2 \leftarrow$  Step 2: normalize  $\pi_1$  by sorting the sequences of vertices of equal level value.
11     $\pi_3 \leftarrow$  Step 3: on  $\pi_2$ , move vertices  $u \in V'$  that are found to the left of  $t$  immediately to the right
        of  $t$  as long as that increases the cost of the arrangement.
12     $\pi \leftarrow \max(\pi, \pi_3)$  // Keep the arrangement with maximum cost
13  return  $\pi$ 

```

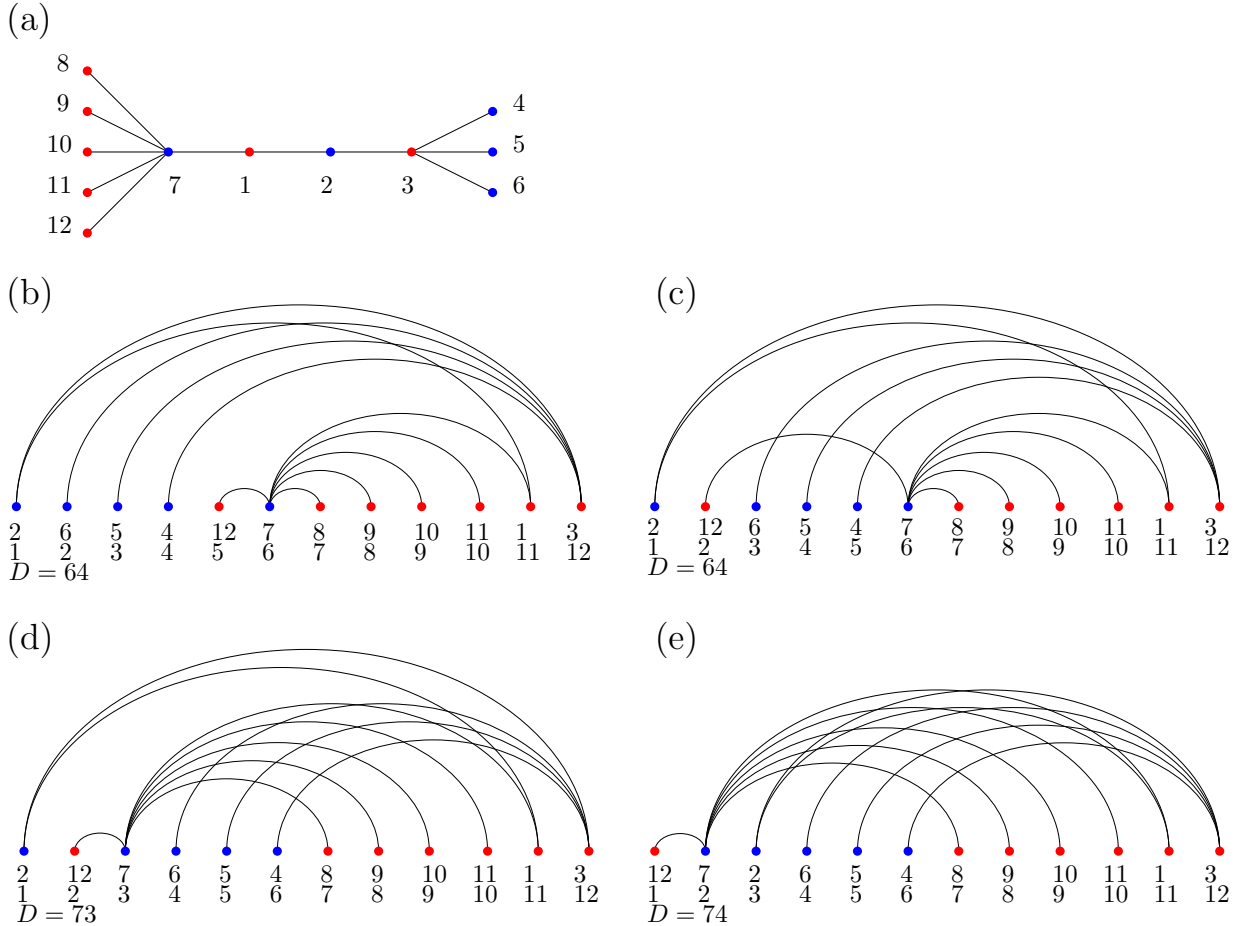


Figure 10: Step-by-step illustration of Algorithm 4.2 on the tree in (a), for which we choose $t = 7$ and assignment b such that $b(12) = -1$ and $b(8) = b(9) = b(10) = b(11) = 1$. (b) The arrangement that results after placing the vertices in maximal bipartite arrangements and placing t between the vertices with positive level value and those with negative value (Step 1). (c) Normalization of the arrangement (Step 2). (d) Relocating the first block of non-neighbors of the thistle (Step 3). (e) Relocating the second block of non-neighbors of the thistle (Step 3).

Proof. Recall that $\psi(T)$ includes one degree-2 vertex from each antenna of the tree as vertices to inspect; the proof of Lemma 3.6(i) applies to *maximum* arrangements. We just need one internal vertex of each branchless path since, when it acts as a thistle, it can be exchanged with other internal vertices of the same branchless path by swapping vertices as in the proof of Lemma 3.6. The correctness of the algorithm follows directly from Theorem 4.8.

It is easy to see that it has time complexity

$$\sum_{t \in \psi(T)} O(n^2 2^{d(t)}) = O(|\psi(T)| n^2 2^{\Delta_\psi(T)}).$$

In the worst case, the current definition of potential thistle vertices leads to $\Delta_\psi(T) = \Delta(T)$ and $|\psi(T)| = O(n)$, a simpler upper bound of the cost is $O(n^3 2^{\Delta(T)})$.

Now, Goh and Schmutz [16] found that the maximum degree of an unlabeled free tree is typically $\Theta(\log n)$ over \mathcal{F}_n . Then the exponential cost of the algorithm will typically vanish and thus have typical complexity of $O(|\psi(T)| n^3) = O(n^4)$. □

Algorithm 4.3: 1-thistle MaxLA in time $O(|\psi(T)| n^2 2^{\Delta_\psi(T)})$ and space $O(n)$.

Input: $T = (V_1 \cup V_2, E)$ a free tree.

Output: A maximal non-bipartite arrangement of T with exactly one thistle vertex.

```

1 Function 1-THISTLE-MAXLA( $T$ ) is
2    $\pi \leftarrow \emptyset$  // empty arrangement of  $n$ -positions
3   for  $t \in \psi(T)$  do
4      $\pi_1 \leftarrow$  1-GIVEN-THISTLE-MAXLA( $T, t$ ) // Algorithm 4.2
5      $\pi \leftarrow \max\{\pi, \pi_1\}$ 
6   return  $\pi$ 

```

To ease our discourse, we say that a tree not maximizable by a bipartite arrangement is an *NB* tree, and that a tree maximizable by a non-bipartite arrangement of k thistles is a *k-thistle* tree; the *NB* trees are necessarily *k-thistle* trees for some k .⁶ The motivation to tackle 1-thistle MaxLA in trees lies in the observation that 1-thistle MaxLA solves MaxLA for most *NB* trees, that is, most of the $(1 - p_n)t_n$ trees, for all $n \leq 49$. We support our claim by studying the proportion q_n of *NB* trees that are also 1-thistle trees, *NB*×1-thistle for short, over the number of *NB* trees,

$$q_n = \frac{o_n}{t_n - b_n}$$

where o_n is the number of n -vertex *NB*×1-thistle trees, defined as

$$o_n = |\{T \in \mathcal{F}_n \mid \mathcal{B}^*(T) \cap \mathcal{D}^*(T) = \emptyset \wedge \overline{\mathcal{B}}_{1t}^*(T) \subseteq \mathcal{D}^*(T)\}|.$$

Figure 11 shows the values of q_n for $n \leq 49$. Table 2 presents the figures used to make Figure 11; the values q_n are shown in column ‘1-thistle’ and q_n is the ratio between ‘1-thistle’ and ‘Non-bip’. The value of o_n is certainly high for all n . Now it remains to assess the quality of 1-thistle MaxLA for the *NB* trees that are *k-thistle* trees for $k \geq 2$. We find that $M_{1t}[D(T)]$ approximates extremely well $M[D(T)]$ when T is an *NB*×*k-thistle* tree, for $k \geq 2$, by inspecting the ratio $M[D(T)]/M_{1t}[D(T)]$. The maximum value of this ratio is below 1.05 for all trees sampled (Figure 12).

Nurse and De Vos [34, 39] devised an algorithm to solve MaxLA on directed trees, and then applied it to undirected trees; they showed that their algorithm has time complexity $O(n^{4\Delta(T)})$. While their algorithm solves MaxLA for all undirected trees, its cost is worse than exponential. Algorithm 4.3 combined with Algorithm 4.1 solves MaxLA for almost all trees (Figure 11) with lower worst-case time complexity. Now, when considering that the maximum degree of an unlabeled free tree is typically $\Theta(\log n)$ [16] the complexity of the algorithm by Nurse and De Vos reduces to $O(n^{4 \log n})$ while the complexity of Algorithm 4.3 reduces to $O(n^3)$. Therefore, given the low proportion of trees with high maximum degree, we expect our algorithm to perform better (both in the worst and typical cases) than that by Nurse and De Vos at the expense of not solving MaxLA for all trees.

⁶Notice that these trees may be maximizable by several non-bipartite arrangements each with a different number of thistle vertices.

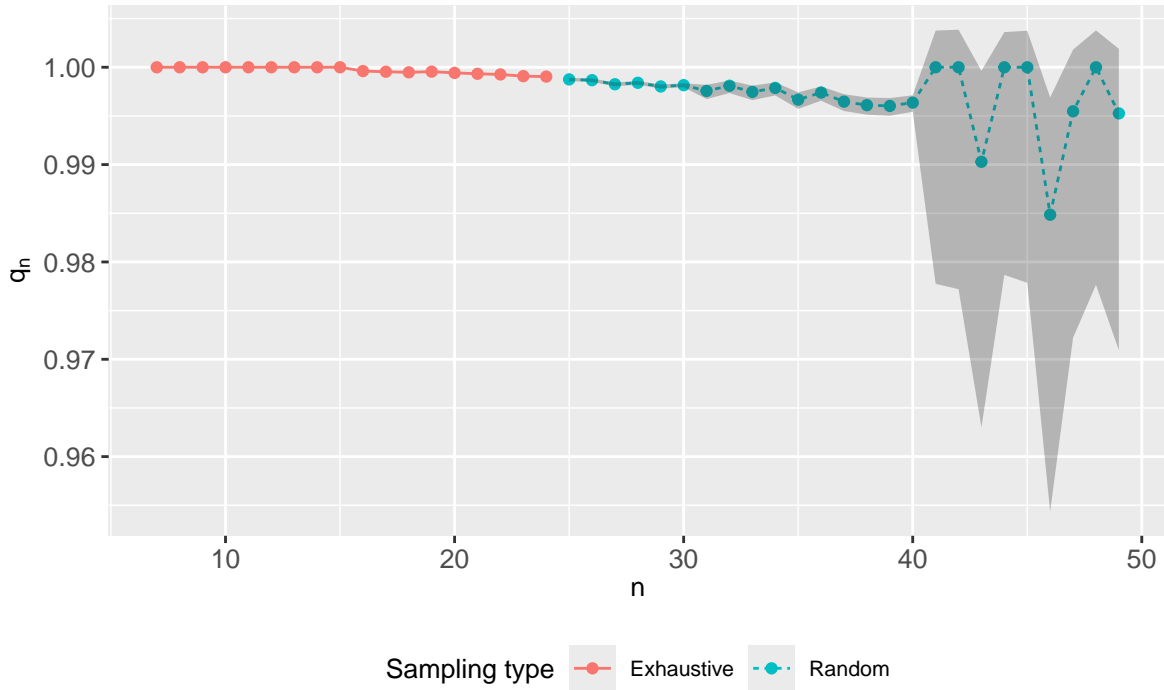


Figure 11: The exact value of q_n for $n \leq 24$, and an approximation of q_n via random sampling for $25 \leq n \leq 49$. The gray area around the random sampling data shows a confidence interval obtained with a bootstrap method [17] at 99% confidence.

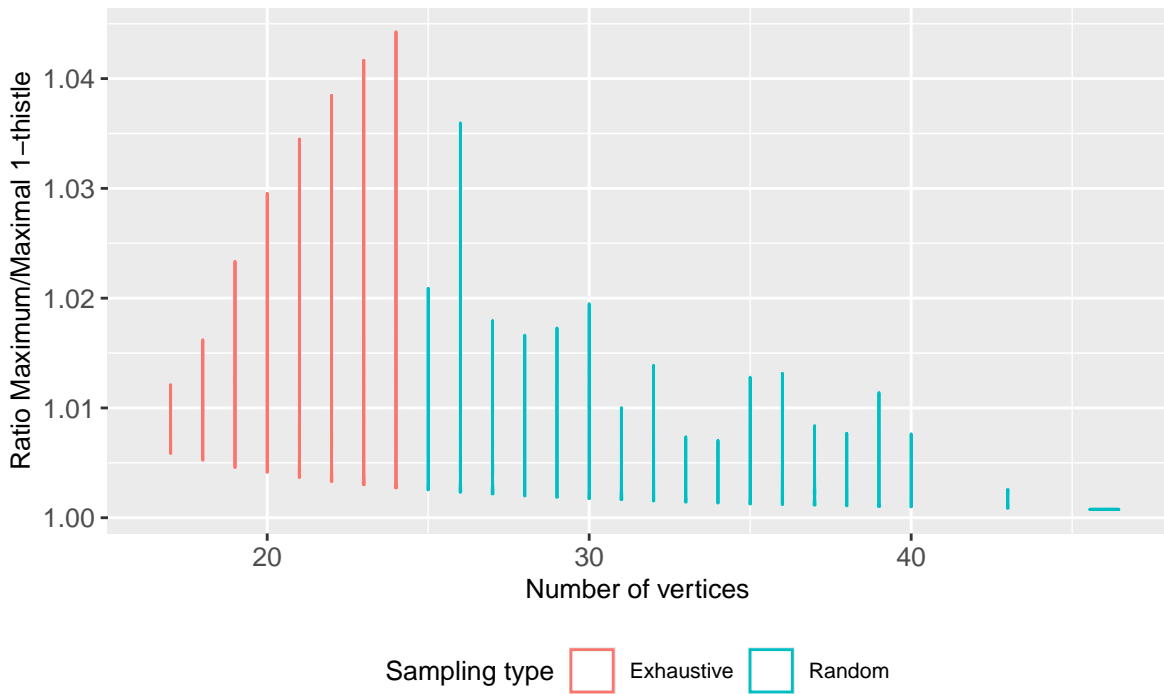


Figure 12: Distribution of the ratio $M[D(T)]/M_{1t}[D(T)]$ for those trees T that are NB but not NB_1 trees, as a function of the number of vertices.

4.5 Maximal bipartite arrangements vs maximum arrangements

Here we study how far the maximum cost of a tree T is from the maximal bipartite cost of T (needless to say, we only do this when $\mathcal{D}^*(T) = \overline{\mathcal{B}}^*(T)$). Hassin and Rubinfeld [21] already studied this relationship by means of their 2-approximation algorithm [21, Figure 4]. They showed that for any given graph G the expected cost of the random arrangement produced by their approximation algorithm, denoted as $\phi(G)$, “*is asymptotically $\frac{1}{2}opt$ with probability that approaches 1 as a function of n* ” [21, Theorem 10, Figure 5], where opt denotes the optimal value of MaxLA. That is,

$$\frac{M[D(G)]}{\phi(G)} \leq 2. \quad (26)$$

This approximation factor can be improved easily in trees as an immediate consequence of previous results by Ferrer-i-Cancho et al. [43].

Corollary 4.10. *Given any tree T ,*

$$\frac{M[D(T)]}{M_{\text{bip}}[D(T)]} \leq \frac{3}{2}. \quad (27)$$

Proof. It is easy to see that for any given $T \in \mathcal{F}_n$

$$\frac{M[D(T)]}{M_{\text{bip}}[D(T)]} \leq \frac{\max_{T'}\{M[D(T')]\}}{\min_{T'}\{M_{\text{bip}}[D(T')]\}}.$$

The numerator is the maximum MaxLA (Equation 6). The denominator is the minimum MaxLA, which is achieved by a star graph whose maximum is a bipartite arrangement (Equation 7). Then

$$\frac{\max_{T'}\{M[D(T')]\}}{\min_{T'}\{M_{\text{bip}}[D(T')]\}} = \frac{M[D(O)]}{M[D(S)]} \leq \frac{3n^2 - 6n + 4}{2n^2 - 2n}.$$

Finally,

$$\frac{M[D(T)]}{M_{\text{bip}}[D(T)]} \leq \lim_{n \rightarrow \infty} \frac{3n^2 - 6n + 4}{2n^2 - 2n} = \frac{3}{2}.$$

□

Figure 13 presents an empiric account of this upper bound. Then maximal bipartite arrangements are a high quality approximation to the actual maximum in most of the cases.

In this section we further study the relationship between maximum arrangements and maximal bipartite arrangements by inspecting the distribution of the difference values between the maximal non-bipartite cost and the maximal bipartite cost, denoted as

$$\Delta(T) = M_{\text{non-bip}}[D(G)] - M_{\text{bip}}[D(G)], \quad (28)$$

and later compare it to the distribution $\Lambda(T)$ of the difference between $M_{\text{non-bip}}[D(G)]$ and the sum of edge lengths obtained by modifying, heuristically, maximal bipartite arrangements π_B^* . Figure 15 (dashed line) shows the cumulative proportion of the number of trees T that fall into a particular value of $\Delta(T)$. It shows that the maximum cost is within 5 units of the maximal bipartite cost for at least 60% of the trees for all $n \leq 24$; in most cases ($n \leq 17$ and $n = 19$) this proportion is at least 70%. It also shows that there are very few trees whose maximum cost is far from the maximal bipartite cost.

4.5.1 A heuristic

Since the maximum cost of many trees non-maximizable by bipartite arrangements seems to be relatively close to the maximal bipartite cost, we devised a heuristic algorithm that modifies a maximal bipartite arrangement to reach the actual maximum. This is motivated by the seemingly few changes that have to be applied to a maximal bipartite arrangement to obtain a maximum (non-bipartite) arrangement. The heuristic is based on performing several one-step rotations on the arrangement, defined as follows.

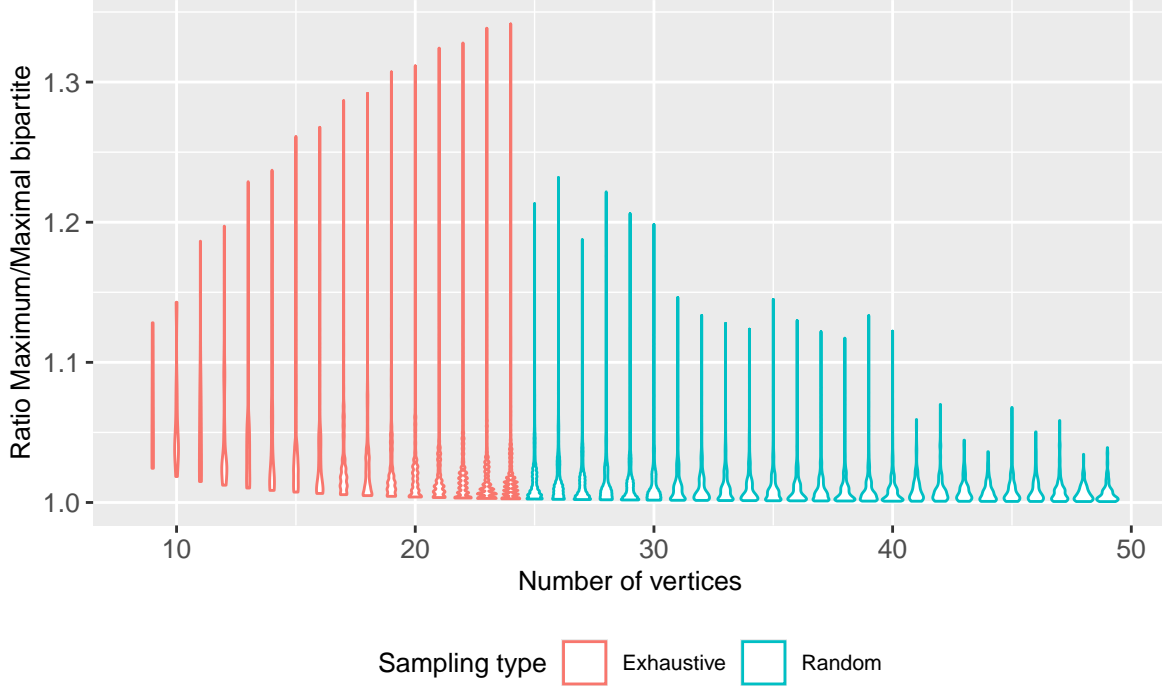


Figure 13: Distribution of the ratio $M[D(T)]/M_{\text{bip}}[D(T)]$ as a function of the number of vertices.

Rotation of arrangements A *one-step counter-clockwise rotation* of an arrangement π consists of moving the leftmost vertex (the vertex at position 1) to the rightmost position while shifting the position of the other vertices one unit to the left. Intuitively, given $\pi = (u_1, u_2, \dots, u_n)$ set $\phi = (u_2, \dots, u_n, u_1)$. More precisely, rotating π produces an arrangement ϕ such that $\phi^{-1}(i) = \pi^{-1}(i + 1)$ for all $i \in [2, n - 1]$ and $\phi^{-1}(n) = \pi^{-1}(1)$.

Rotations perturb greatly the level sequence and, in an attempt to make the arrangement satisfy Proposition 3.3, the heuristic sorts the vertices of the new arrangement according to the level value they have in the rotated arrangement; in case of ties, it sorts arbitrarily (Proposition 3.5). This, however, does not guarantee that the resulting level sequence will satisfy Proposition 3.3. Let π_+ be the result of applying this heuristic on a maximal bipartite arrangement π_B^* . This is formalized in Algorithm 4.4 and illustrated in Figure 14.

Algorithm 4.4: Heuristic to improve a maximal bipartite arrangement

Input: $T = (V, E)$ a free tree, π a maximal bipartite arrangement of T

Output: An arrangement, potentially better than π

```

1 Function ROTATIONHEURISTIC( $T, \pi$ ) is
2    $\pi^* \leftarrow \pi$ 
3   for  $i \in [1, n]$  do
4      $\pi \leftarrow$  Shift all the vertices in  $\pi$  once to the left
5      $L_\pi(T) \leftarrow$  Level signature of  $\pi$ 
6      $\pi' \leftarrow$  Sort the vertices in  $\pi$  by their level value in  $L_\pi(T)$ 
7      $\pi^* \leftarrow$  Maximum of  $\{\pi, \pi', \pi^*\}$ 
8   return  $\pi^*$ 

```

We now study the difference

$$\Lambda(T) = M_{\text{non-bip}}[D(G)] - D_{\pi_+}(T) \tag{29}$$

in the same way we studied $\Delta(T)$. Figure 15 (solid line) shows the cumulative proportion of trees for every value of $\Lambda(T)$ relative to the number of trees non-maximizable by bipartite arrangements of the same size. In Figure 15 we can observe that the improved maximal bipartite cost is the same as that of the maximum cost

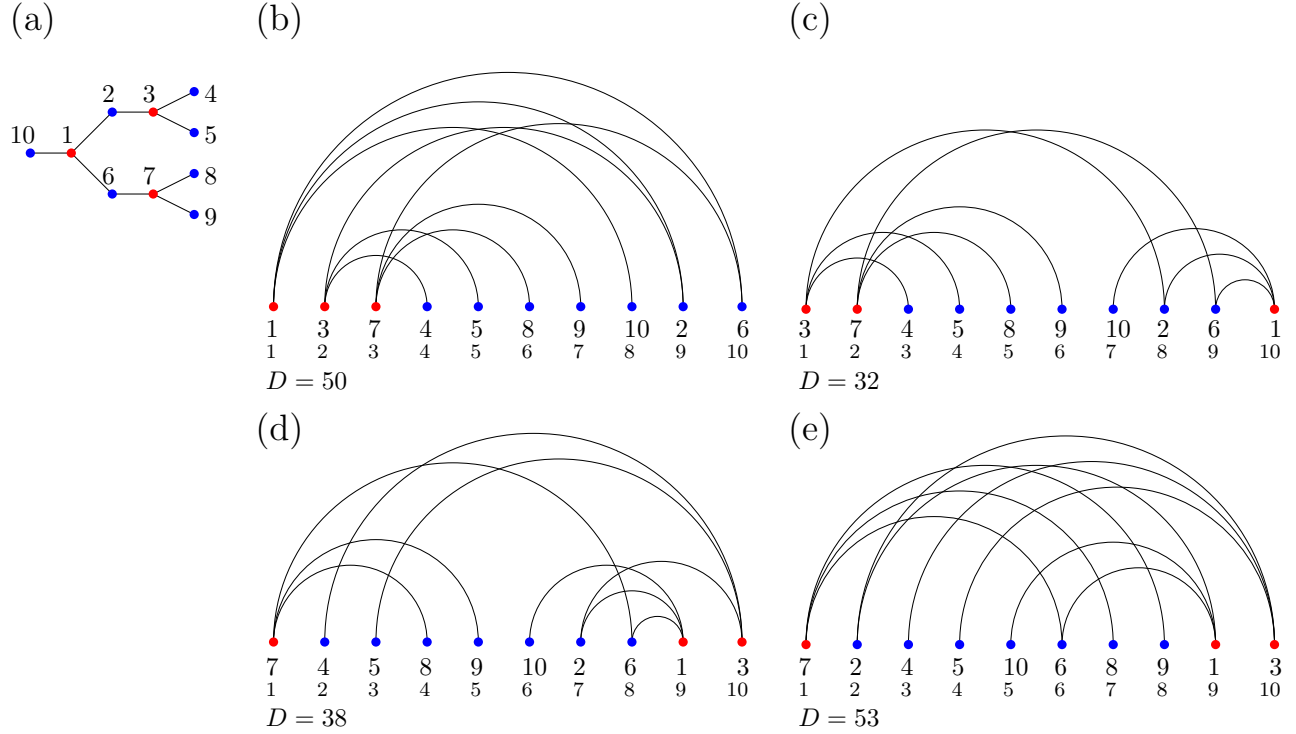


Figure 14: Illustration of the steps that the heuristic in Algorithm 4.4 performs on tree in (a). (b) Maximal bipartite arrangement of the tree in (a), denoted in the main text as π_B^* . (c) First rotation of the arrangement in (b). (d) Second rotation of arrangement in (b). (e) Reordering of the vertices of the arrangement in (d) by level value, denoted in the main text as π_+ .

for many trees (at least 20% in all cases, at least 50% for $n \leq 14$).

5 MaxLA for cycle, and k -linear trees ($k \leq 2$)

In this section we identify four classes of graphs for which the solution to MaxLA can be calculated in time and space $O(n)$. These classes are cycle graphs \mathcal{C}_n , path graphs \mathcal{P}_n , spider graphs \mathcal{A}_n , and 2-linear trees \mathcal{L}_n . The last three classes of graphs are particular instances of k -linear trees: $\mathcal{P}_n = \mathcal{L}_n^{(0)}$, $\mathcal{A}_n = \mathcal{L}_n^{(1)}$ and $\mathcal{L}_n = \mathcal{L}_n^{(2)}$ [41].

Cycle graphs are connected 2-regular graphs. A spider graph is a subdivision of a star graph (Figure 16(a)); when $n \geq 3$, the only vertex of degree 3 or higher is called the *hub*, denoted as h . Moreover, a maximal path that starts at h and ends at a leaf is called a *leg* of the spider [38]. Spider graphs are also known as *generalized stars* and the legs are also known as *arms* [37]. 2-linear trees are trees where there are exactly two vertices of degree 3 or more [41] (Figure 16(b)). We call these vertices the hubs denoted, respectively, h and g where, w.l.o.g., we assume that $d(h) \geq d(g)$. We call the path of vertices strictly between h and g the *bridge* of the 2-linear tree; we also call each maximal path of vertices starting at a hub (excluding the bridge) a *leg* of that hub.⁷

In spite of being vanishingly small among all n -vertex trees as n tends to infinity, spider graphs and 2-linear trees are interesting due to their number being exponential in n [41, 51, 53]. We include cycle graphs and path graphs as illustrative, introductory exercises.

5.1 Cycle graphs

Here we derive a simple formula for the value of MaxLA for cycle graphs $C \in \mathcal{C}_n$. This task is simple enough, but we include it as an application of the characterization of maximum arrangements in Sections 3.1 and 3.2.

⁷2-linear trees can be seen as two spider graphs joined by a path connecting both hubs.

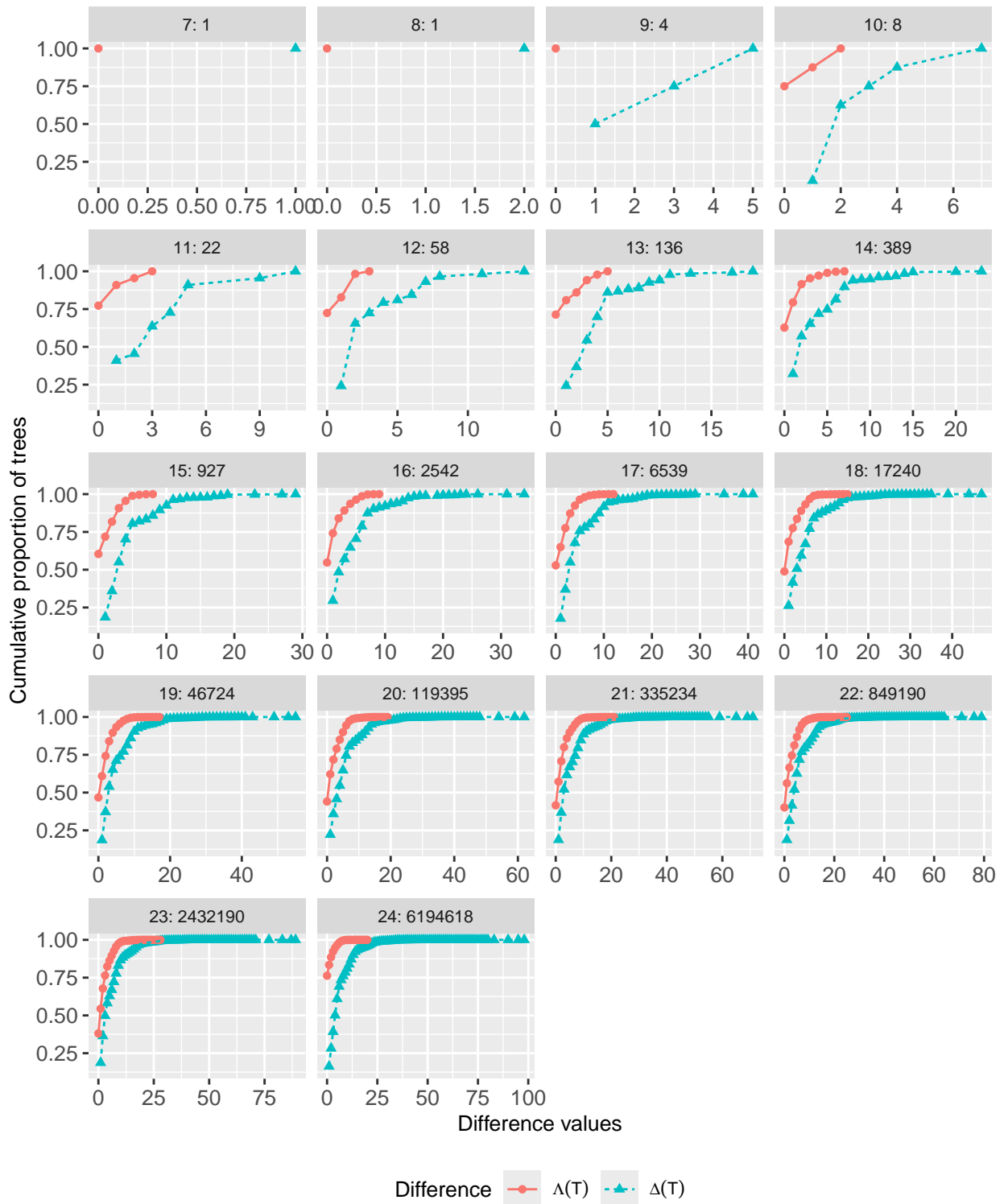


Figure 15: Cumulative proportion of trees non-maximizable by a bipartite arrangement at every difference value of $\Delta(T)$ (Equation 28) and $\Lambda(T)$ (Equation 29). Atop each panel is shown the number of vertices and the number of trees of that size represented in that panel. Said number of trees coincides with the column ‘Non-bip’ in Table 2.

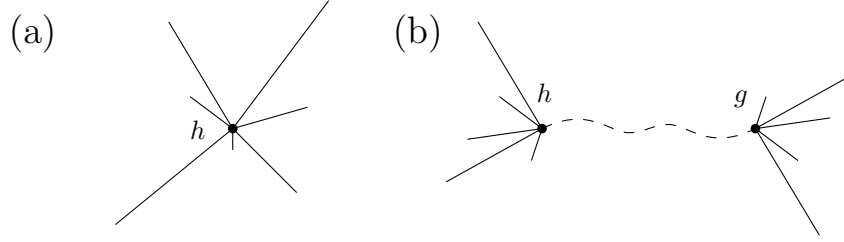


Figure 16: (a) A spider graph. Solid lines emanating from the hubs represent the legs of the spider. (b) A 2-linear tree. Solid lines indicate the legs of the ‘spiders’ whose hubs are h and g , with $d_h, d_g \geq 3$. The dashed curve joining the two hubs h and g depicts the bridge of the 2-linear tree, a branchless path where the endpoints have degree ≥ 3 .

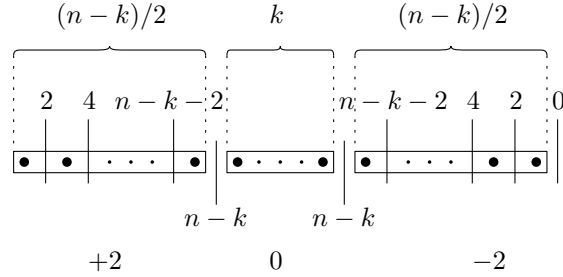


Figure 17: Proof of Theorem 5.1. An arrangement of a cycle graph $C \in \mathcal{C}_n$ with k thistle vertices in it. The vertices are distributed in a non-increasing order by level value, forming three groups of vertices ‘+2’, ‘0’, and ‘-2’. The number of vertices in each group is indicated atop the figure. Numbers directly above or below each vertical line indicates the cut width at that position of the arrangement.

Theorem 5.1. *Let $C \in \mathcal{C}_n$ be a cycle graph of $n \geq 3$ vertices. We have that*

$$M[D(C)] = \left\lfloor \frac{n^2}{2} \right\rfloor = M[D(P)] + 1$$

for any $P \in \mathcal{P}_n$ (Equation 4), and

- (i) For n even, maximum arrangements are always bipartite, that is, $\mathcal{D}^*(C) = \mathcal{B}^*(C)$.
- (ii) For n odd, maximum arrangements are always non-bipartite that is, $\mathcal{D}^*(C) = \overline{\mathcal{B}}^*(C)$.

Proof. We construct a maximum arrangement with k thistle vertices. Since the sum of all level values is 0 (Equation 13) and the only level values possible are +2, -2 and 0, the number of vertices with level value +2 must be the same as the number of vertices with level value -2. Let x be said number and note that $2x + k = n$. Thus when n is odd then k is odd, and when n is even then k is even.

We shall see that the construction satisfies Propositions 3.3 to 3.5. Due to Proposition 3.3, and irrespective of the parity of n , thistle vertices will be placed at the center of the arrangement with $(n - k)/2$ vertices to both sides, those to the left have level value +2 and those to the right have level value -2 (Figure 17), thus forming three groups of vertices. By Proposition 3.5, permuting the vertices in each level group does not change the cost of the arrangement.

To calculate the cost of an arrangement π with k thistle vertices (Figure 17) we only need to sum the cut widths (Equation 9) which we know since these can be obtained using the level values (Equation 12). Cut widths and level values are shown in Figure 17. The sum of all cut widths is

$$D_\pi(C) = \sum_{i=1}^{(n-k)/2} 2i + (k-1)(n-k) + \sum_{i=1}^{(n-k)/2} 2i = \frac{n^2 - k^2}{2}.$$

Now,

- (i) For n even, the maximum cost is achieved at $k = 0$, thus $M[D(C)] = n^2/2$ and the arrangement is bipartite.
- (ii) For n odd, the maximum cost is achieved at $k = 1$, thus $M[D(C)] = (n^2 - 1)/2$ and the arrangement is necessarily non-bipartite since cycle graphs are not bipartite for odd n .

□

5.2 Path graphs

We prove Equation 4 as a warm up exercise for the next two sections.

Corollary 5.2. *Let $P \in \mathcal{P}_n$ be an n -vertex path graph. P is maximizable only by bipartite arrangements, more formally, $\mathcal{D}^*(P) = \mathcal{B}^*(P)$, and Equation 4 holds.*

Proof. In a maximum arrangement π for $P \in \mathcal{P}_n$, the non-leaf vertices must have level ± 2 (Lemma 3.6(i)); the leaves of P can only have level ± 1 (by definition). Also, recall that the level values must alternate sign (Lemma 3.7(ib)). Therefore, we have that $|l_\pi(v)| = d(v)$ for all vertices v , and thus every maximum arrangement is a maximal bipartite arrangement, hence $\mathcal{D}^*(P) = \mathcal{B}^*(P)$.

We derive an expression for the value of $M[D(P)]$ in a similar way to how we did it for cycle graphs (Section 5.1). Due to Propositions 3.3 to 3.5, the vertices have to be arranged in π by non-increasing level value, breaking ties arbitrarily, and there are no two adjacent vertices in the tree with the same level value. For n even,

$$M[D(P)] = \sum_{i=1}^{(n-2)/2} 2i + (n-1) + \sum_{i=1}^{(n-2)/2} 2i = \frac{n^2}{2} - 1,$$

and for n odd,

$$M[D(P)] = \sum_{i=1}^{\lceil (n-2)/2 \rceil} 2i + (n-2) + \sum_{i=1}^{\lfloor (n-2)/2 \rfloor} 2i = \frac{n^2 - 1}{2} - 1,$$

hence Equation 4. □

This result had been previously derived in [43, Appendix A]. The value was obtained by constructing a maximum arrangement using a result of Chao and Liang [15] which characterizes maximum and minimum permutations α of k numbers $A_k = \{\alpha_1, \dots, \alpha_k\}$ valued with a linear, convex or concave (strictly) increasing function f . The cost of a permutation was defined in [15] as

$$L_f(\alpha) = \sum_{i=1}^{k-1} f(|\alpha_i - \alpha_{i+1}|).$$

The construction in [43, Appendix A] to calculate $M[D(P)]$ was done by setting $\{\alpha_1, \dots, \alpha_k\}$ to $\{1, \dots, n\}$ (where number i denotes the i -th vertex of P , and $\{i, i+1\} \in E(P)$, $1 \leq i < n$), and by setting f to the identity function $g(x) = x$. This construction yielded a maximal bipartite arrangement.

5.3 Spider graphs

Prior to proving that spider graphs are maximizable only by bipartite arrangements we define a simple, yet useful tool concerning the displacement of a single vertex.

Moving a single vertex Here we want to study the rate of change of the sum of the lengths of the edges incident to a vertex u when it is moved to the left or to the right in the arrangement (by consecutive swaps with its neighboring vertex), assuming that u is not adjacent to any of the vertices it is swapped with. We denote this sum as

$$\gamma_\pi(u) = \sum_{uw \in E} \delta_\pi(uw).$$

In any arrangement $\pi = (\dots, u, v, \dots)$ of a graph $G = (V, E)$, where $uv \notin E$, moving u one position to the right (that is, swapping u and v) produces an arrangement $\pi' = (\dots, v, u, \dots)$ such that

$$\gamma_{\pi'}(u) - \gamma_\pi(u) = -l_\pi(u).$$

We now show that maximum arrangements of spider graphs are all bipartite arrangements.

Theorem 5.3. *Let $A \in \mathcal{A}_n$ be a spider graph. A is maximizable only by bipartite arrangements. More formally, $\mathcal{D}^*(A) = \mathcal{B}^*(A)$.*

Proof. Let $A \in \mathcal{A}_n$ be any spider graph. Let h be its hub, the only vertex such that $d_h = d(h) \geq 3$, and let π be a maximum arrangement of A . Recall that every maximum arrangement must satisfy Propositions 3.3 to 3.5 and that the vertices in the legs of the spider (which are antennas emanating from h of length $k-1$ in A) cannot be thistle vertices due to Lemma 3.6(i). Therefore, in order to prove the claim it only remains to prove that h is not a thistle vertex in π . The possible values for the level of h are: $\pm d_h, \pm 2, \pm 1, 0$. We prove the claim by dealing with each case separately. Due to symmetry, we deal only with the positive values.

- (i) $l_\pi(h) = d_h$. In this case, h is not a thistle vertex and π is a bipartite arrangement.
- (ii) $l_\pi(h) = 2$. Notice that π cannot be maximum since there must be a vertex $u \in \Gamma(h)$ such that $l_\pi(u) = 2$, which contradicts Proposition 3.4.
- (iii) $l_\pi(h) = 0$. We show that such an arrangement is not maximum by obtaining one with higher cost. Now, due to Propositions 3.3 to 3.5 we assume w.l.o.g. that the starting distribution of the hub's neighbors is as indicated in Figure 18(O). In the whole of Figure 18, the values n_{+2}, n_{+1}, n_{-1} and n_{-2} indicate both the set and number of neighbors of h of level +2, +1, -1, and -2 respectively; the values n_{+2}, n_{+1}, n_{-1} and n_{-2} indicate both the set and number of non-neighbor vertices of h , with level +2, +1, -1, and -2 respectively. Therefore $\Gamma(h) = n_{+2} \cup n_{+1} \cup n_{-1} \cup n_{-2}$, and $V = \{h\} \cup n_{+2} \cup n_{+1} \cup n_{-1} \cup n_{-2} \cup n_{+2} \cup n_{+1} \cup n_{-1} \cup n_{-2}$. Since we assumed that $l_\pi(h) = 0$, we have $n_{+2} + n_{+1} = n_{-1} + n_{-2}$. Notice we cannot have $n_{+2} = n_{+1} = 0$ or $n_{-2} = n_{-1} = 0$. Moreover, the values n_{+1} and n_{+2} denote the number of vertices of level 1 and 2, respectively, in π not connected to h with an edge in A . Figure 18 illustrates a sequence of steps (labeled from (A) to (E)) to move h from the 'middle' of π (O) to the leftmost end of π (E).⁸ In Figure 18, every 'local' increment is indicated next to each set of edges involved in the step. We denote the resulting arrangement (E) with π' . The sums of local increments at each step of Figure 18 are the following.

- A) $A - O = n_{+1}^2 \geq 0$,
- B) $B - A = n_{+1}(2n_{+1} - 1)$,
- C) $C - B = n_{+2}(n_{+2} + 2n_{+1} - 1) \geq 0$, because we cannot have $n_{+2} = n_{+1} = 0$,
- D) $D - C = n_{+1}n_{+2} \geq 0$,
- E) $E - D = n_{+2}(d_h - 2) \geq 0$, because $d_h \geq 3$.

Notice that in step (D), the value $\gamma_\pi(v)$ for those $v \in n_{+2}$ does not change. Now, it is easy to see that when $n_{+1} > 0$ we have $A - O > 0$ and $B - A \geq 0$. Therefore, when $n_{+1} > 0$, π' always has a higher cost than π . In case $n_{+1} = 0$ it easily follows that the total sum of the increments is $R = n_{+1}(n_{+2} - 1) + n_{+2}(n_{+2} - 1) + n_{+2}(d_h - 2)$. Since $n_{+1} = 0$ we must have $n_{+2} > 0$ and thus $R \geq 0$. Whether $R = 0$ or $R > 0$, there will be at least one thistle vertex in π' , located in the legs, which arose from moving the vertices in n_{+2} , therefore π' cannot be maximum (Lemma 3.6(i)) and thus neither is π .⁹

- (iv) $l_\pi(h) = 1$. This case is similar to case (iii) and thus we only show the initial and final arrangements in Figure 19. The format of Figure 19 is the same as that of Figure 18, except that now $\Gamma(h) = n_{+2} \cup n_{-1} \cup n_{-2}$ and $n_{+2} + 1 = n_{-1} + n_{-2}$ since we assumed that $l_\pi(h) = 1$. The increments we obtain for every step in Figure 19 are the following

- A) $A - O = n_{+2}^2 \geq 0$,
- B) $B - A = n_{+1}n_{+2} \geq 0$,
- C) $C - B = n_{+2}(d_h - 2) \geq 0$, because $d_h \geq 3$.

The analysis is straightforward. We only need to show that in this case $n_{+2} > 0$. This follows from the fact that if $n_{+2} = 0$ then $1 = n_{-1} + n_{-2}$. But that implies $n_{-1} = 1$ and $n_{-2} = 0$, or the other way around, which cannot satisfy $d_h = n_{-1} + n_{-2} \geq 3$. Thus it is sufficient to see that the first and last increments are strictly positive and thus π cannot be maximum.

⁸Symmetric steps can be applied to move h to the rightmost end.

⁹Notice that in order to prove that $R \geq 0$ we needed the 'readjustment' step in (D) where we move vertices in n_{+2} to the region in the arrangement corresponding to vertices of level 0. Without it, we would have $R' = -n_{+1} + n_{+2}(n_{+2} - 1) + n_{+2}(d_h - 2)$ thus having to deal with the negative term $-n_{+1}$ unfolding an unnecessarily complicated analysis.

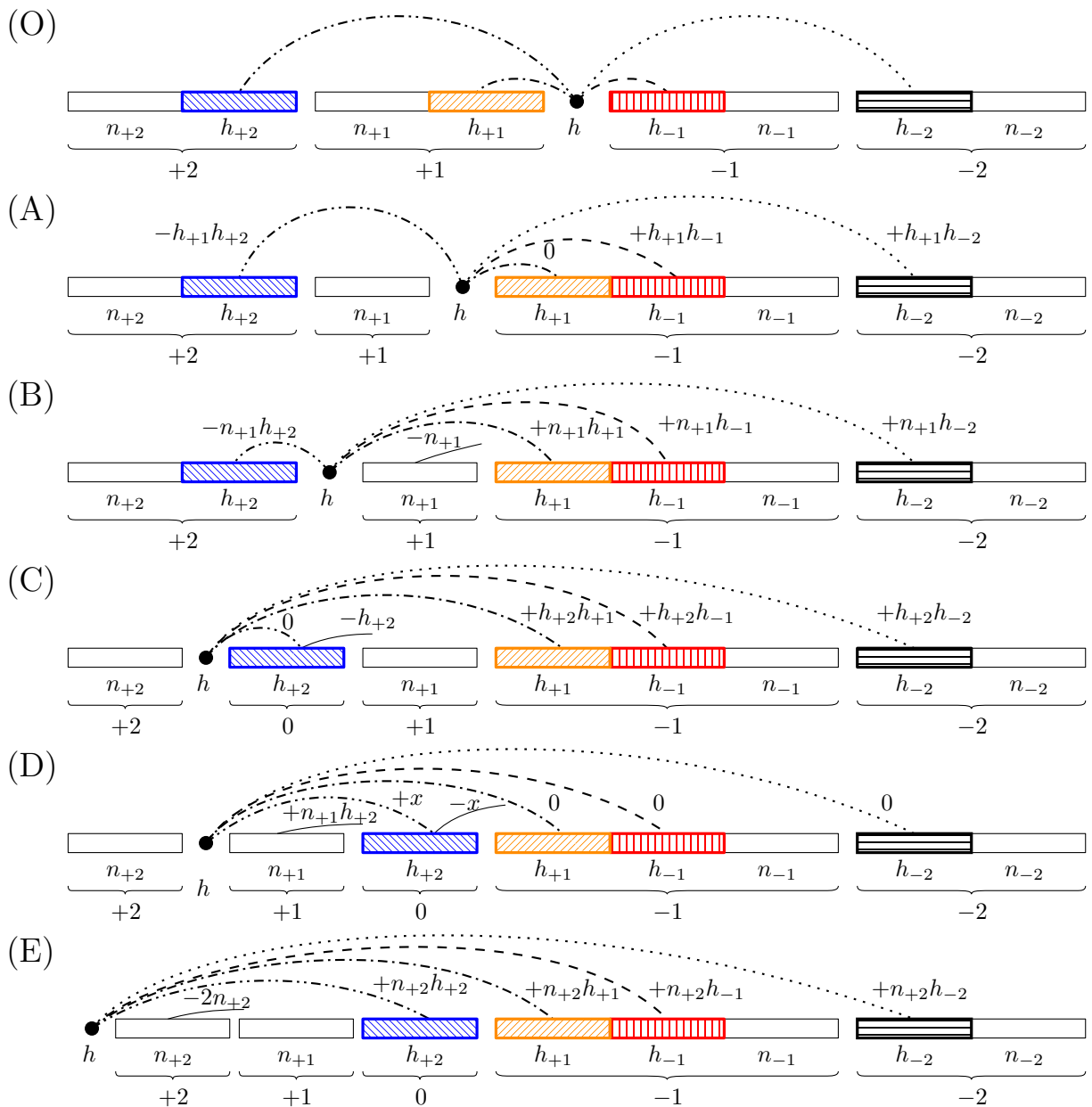


Figure 18: Proof of Theorem 5.3. Steps to increase the cost of an arrangement π of a spider graph $A \in \mathcal{A}_n$ with $l_\pi(h) = 0$. At every step we indicate the increase (or decrease) in length of the edges with respect the previous step. The values n_{+2} , n_{+1} , n_{-1} and n_{-2} indicate both the set and number of neighbors of h of level $+2$, $+1$, -1 , and -2 respectively. The values n_{+2} , n_{+1} , n_{-1} and n_{-2} indicate both the set and number of vertices in the tree non-neighbors of h with level $+2$, $+1$, -1 , and -2 respectively.

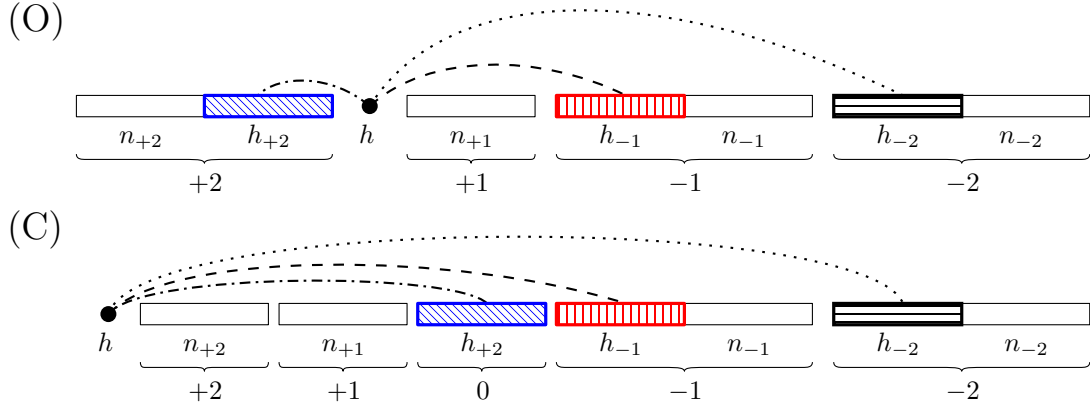


Figure 19: Proof of Theorem 5.3. Initial and final arrangements of case (iv). Intermediate steps A and B are not shown. The format of the figure is the same as that of Figure 18.

The case-by-case analysis above show that a maximum arrangement of A cannot have thistle vertices in a maximum arrangement of its vertices. \square

Notice that k -quasi star graphs and quasi star graphs (introduced in Section 1) are special types of spider graphs. Finally, Theorem 5.3 has a direct implication on the solution to MaxLA for spider graphs.

Corollary 5.4. *MaxLA is solvable in time and space $O(n)$ for any $A \in \mathcal{A}_n$.*

Proof. Theorem 5.3 says that every maximum arrangement of all spider graphs is a maximal bipartite arrangement. From Theorem 4.2 (and Algorithm 4.1) we know that maximal bipartite arrangements can be constructed in time and space $O(n)$ for all trees. \square

5.4 2-linear trees

Now we prove that MaxLA is polynomial-time solvable for all 2-linear trees. We first prove that the hubs cannot be thistle vertices in maximum arrangements, which we use later to prove that MaxLA is solvable in time $O(n)$ for 2-linear trees.

Theorem 5.5. *Let $L \in \mathcal{L}_n$ be a 2-linear tree and let π^* be any of its maximum arrangements. There is at most one thistle vertex in π^* and said vertex is located in the bridge of L .*

Proof. Let $L \in \mathcal{L}_n$ be a 2-linear tree, let h and g be its two hubs, let $d_h = d(h) \geq 3$ and $d_g = d(g) \geq 3$ be their degrees, respectively, and let π be any of its maximum arrangements. Let P be the bridge of L , the only branchless path that is not an antenna; let k be its length in edges. Notice that in order to prove the claim we only need to prove that h nor g are not thistle vertices in π since (Lemma 3.6(i)) the vertices located in the legs of L cannot be thistle vertices in π and (Lemma 3.6(ii)) at most one internal vertex of P can be a thistle vertex.

The proof is very similar to the proof of Theorem 5.3 for spider graphs, but we apply it to the hubs h and g . Hub h can only have level values $\pm d_h, \pm 2, \pm 1, 0$, and hub g can only have level values $\pm d_g, \pm 2, \pm 1, 0$. We do not consider the cases when h and g have level $\pm d_h$ and $\pm d_g$ at the same time. Moreover, recall that the cases ± 2 are not possible in maximum arrangements for the same reasons explained in part (ii) of the proof of Theorem 5.3. We now list the cases $\rho_i = (a, b)$ to be solved based on the level values a and b of the leftmost hub and the rightmost hub.

$$\begin{array}{l}
 \rho_1 \quad (d_g, 1) \quad \textcircled{c} \\
 \rho_2 \quad (d_g, 0) \quad \textcircled{b} \\
 \rho_3 \quad (d_g, -1) \quad \textcircled{a}
 \end{array}
 \left| \begin{array}{l}
 \rho_4 \quad (1, 1) \quad \textcircled{a} \\
 \rho_5 \quad (1, 0) \quad \textcircled{b} \\
 \rho_6 \quad (1, -1) \quad \textcircled{a} \\
 \rho_7 \quad (1, -d_h) \quad \textcircled{a}
 \end{array} \right|
 \begin{array}{l}
 \rho_8 \quad (0, 0) \quad \textcircled{b} \\
 \rho_9 \quad (0, -1) \quad \textcircled{a} \\
 \rho_{10} \quad (0, -d_h) \quad \textcircled{b}
 \end{array}
 \left| \begin{array}{l}
 \rho_{11} \quad (-1, -1) \quad \textcircled{a} \\
 \rho_{12} \quad (-1, -d_h) \quad \textcircled{c}
 \end{array} \right.$$

In the list of cases above we assume that g is the leftmost hub and h is the rightmost hub. The circled letters \textcircled{a} , \textcircled{b} , \textcircled{c} indicate the group of cases to which each particular case belongs. The cases are grouped based on

how they are solved. In order to solve a case ρ , that is, prove that the cost of an arrangement π of ρ can be improved, π is first mirrored (m), if needed, so that the level of the rightmost hub has the same level value as the rightmost hub of the other cases in the same group.

- (a) The rightmost hub has level -1 (Figure 20(a)),
- (b) The rightmost hub has level 0 (Figure 20(b)),
- (c) The rightmost hub has level $+1$ (Figure 20(c)).

Second, the resulting rightmost hub is moved to the desired end of the arrangement: either to the leftmost end of the arrangement (\leftarrow) or to the rightmost end of the arrangement (\rightarrow). Now follows, for each case, the operations to be performed in order to solve them.

(a)		(b)		(c)				
ρ_3	$(d_g, -1)$	\rightarrow	ρ_2	$(d_g, 0)$	\rightarrow	ρ_1	$(d_g, 1)$	\leftarrow
ρ_4	$(1, 1)$	m, \rightarrow	ρ_5	$(1, 0)$	\rightarrow	ρ_{12}	$(-1, -d_h)$	m, \leftarrow
ρ_6	$(1, -1)$	\rightarrow	ρ_8	$(0, 0)$	\rightarrow			
ρ_7	$(1, -d_h)$	m, \rightarrow	ρ_{10}	$(0, -d_h)$	m, \rightarrow			
ρ_9	$(0, -1)$	\rightarrow						
ρ_{11}	$(-1, -1)$	\rightarrow						

All groups are shown in Figure 20 which is organized in pairs of initial and final arrangements. In that figure we use g and h to label the leftmost and rightmost hubs, respectively. Moreover, the values n_{+2} , n_{+1} , n_{-1} and n_{-2} indicate both the set and number of neighbors of h of level $+2$, $+1$, -1 , and -2 respectively; none of these vertices is in P . The values n_{+2} , n_{+1} , n_{-1} and n_{-2} indicate both the set and number of vertices non-neighbors of h with level $+2$, $+1$, -1 , and -2 respectively. n_0 denotes both the set and number of vertices of level 0 not including h . Notice that $n_0 \subseteq \{g, w_0\}$, where w_0 is one of the internal vertices of P which, due to Lemma 3.6(ii), can have level 0 in a maximum arrangement. If $k > 2$ then we can assume, w.l.o.g. thanks to Lemma 3.6(ii), that w_0 is a neighbor of g and thus $n_0 \cap \Gamma(h) = \emptyset$. We deal with the cases $k = 1$ and $k = 2$ in the analysis of each group.

Now we show that for each group of arrangements, the cost can always be improved. As in the proof of Theorem 5.3, for each group we move a hub to a desired location where it is no longer a thistle vertex and show that either the result has a higher cost, or the cost is the same but the result is not maximum; while moving the hub, we rearrange the necessary vertices to occupy the appropriate positions in the arrangement according to their level value. In each group, we denote the initial arrangement as π , and the final arrangement as π' . In the following analyses, we use $a_{xy} \in \{0, 1\}$ to denote whether or not $xy \in E$ for any two vertices x, y .

- (a) $l_\pi(h) = -1$; it is illustrated in Figure 20(a) and has three steps (A to C). Here, $n_{+2} \cup n_{+1} \cup n_{-2} \subseteq \Gamma(h)$ and $n_{+2} + n_{+1} = 1 + n_{-2}$. If $l_\pi(g) = -1$, then $g \in n_{-1}$ and the position of g is affected when the vertices in n_{-2} are readjusted. However, g is moved to the right, whereby we deduce that $\gamma_{\pi'}(g) > \gamma_\pi(g)$. Now, if $k = 1$ and $l_\pi(g) = 0$ then $n_0 = \{g\}$ and $n_{+2} \cup n_{+1} \cup n_{-2} \cup n_0 = \Gamma(h)$; if $k = 1$ and $l_\pi(g) \neq 0$ then $n_0 = \emptyset$ and $n_{+2} \cup n_{+1} \cup n_{-2} = \Gamma(h)$; if $k = 2$ then $w_0 \in n_0$ and $a_{w_0h} = 1$; plus, $\delta_{\pi'}(w_0h) - \delta_\pi(w_0h) \geq 0$. Disregarding the increment of $\gamma(g)$ (when $l_\pi(g) = -1$) and the (strictly positive) increment of the length of w_0h (except in the last step), now follow lower bounds of the increments in every step.

- A) $A - O \geq a_{gh}n_{-2} + n_{-2}^2 \geq 0$,
- B) $B - A \geq n_{-1}n_{-2} \geq 0$,
- C) $C - B \geq a_{gh}n_{-2} + n_{-2}(d_h - 2) \geq 0$, because $d_h \geq 3$.

Notice that the vertices in n_{-2} have now level 0 in π' . Since we must have $n_{-2} > 0$, π' cannot be maximum due to Lemma 3.6(i). Therefore, since the cost of π' is at least the cost of π , then π cannot be maximum either.

- (b) $l_\pi(h) = 0$; it is illustrated in Figure 20(b) and has six steps (A to F). Here, $\Gamma(h) = n_{+2} \cup n_{+1} \cup n_{-1} \cup n_{-2}$ and $n_{+2} + n_{+1} = n_{-1} + n_{-2}$. If $l_\pi(g) = 0$, the position of g is affected when the neighbors n_{-1} are readjusted. However, when $l_\pi(g) = 0$, $\gamma_{\pi'}(g) = \gamma_\pi(g)$. If $k = 1$ then $n_0 = \emptyset$ (Proposition 3.4) and thus $l_\pi(g) \geq 1$ and the position of g is never affected. In case $k = 2$ then $w_0 \in n_0$ and $a_{w_0h} = 1$. Notice that the

length of edge w_0h would only increase in case it existed. Disregarding the (strictly positive) increment of the length of edge w_0h (except in the last step), now follow lower bounds of the increments in every step.

- A) $A - O \geq a_{gh}n_{-1} + n_{-1}^2 \geq 0$,
- B) $B - A \geq n_0n_{-2} \geq 0$,
- C) $C - B \geq a_{gh}n_{-1} + n_{-1}(2n_{-1} - 1)$,
- D) $D - C \geq a_{gh}n_{-2} + n_{-2}(n_{-2} + 2n_{-1} - 1) \geq 0$, because we cannot have $n_{-2} = n_{-1} = 0$,
- E) $E - D \geq n_{-1}n_{-2} \geq 0$,
- F) $F - E \geq a_{gh}n_{-2} + n_{-2}(d_h - 2) \geq 0$, because $d_h \geq 3$.

If $n_{-1} > 0$ then $A - O > 0$ and $C - B > 0$. If $n_{-1} = 0$ then $n_{-2} > 0$ and the total sum of increments is $R = n_{-1}(n_{-2} - 1 + a_{gh}) + n_{-2}(n_{-2} - 1) + n_{-2}(d_h - 2) + a_{gh}n_{-2} + a_{gh}n_{-2}$. It is easy to see that $R \geq 0$. Since π' is not maximum (due to the vertices in n_{-2} having level 0 in π' and Lemma 3.6(i)) then π is not maximum.

- ⊙ $l_\pi(h) = 1$; it is illustrated in Figure 20(c) and has four steps (A to D). Here, $l_\pi(g) = d_g$, and $n_{+2} + 1 = n_{-1} + n_{-2}$. The position of g is always affected since we assume that for any 2-linear tree, $d_h \geq d_g$. Here, if $k = 1$ then $n_0 = \emptyset$ and $\Gamma(h) = n_{+2} \cup n_{+1} \cup n_{-1} \cup n_{-2}$. If $k = 2$ then h may have a neighbor $w \in n_0$, and, as before, $\delta_{\pi'}(w_0h) - \delta_\pi(w_0h) \geq 0$. Disregarding this edge (except in the second-to-last step), the increments of the four steps we identified are the following.

- A) $A - O \geq -a_{gh}n_{+2} + n_{+2}^2 \geq 0$,
- B) $B - A \geq n_{+1}n_{+2}^2 \geq 0$,
- C) $C - B \geq -a_{gh}n_{+2} + n_{+2}(d_h - 2) \geq 0$, because $d_h \geq 3$,
- D) $D - C \geq d_h - d_g \geq 0$, because $d_h \geq d_g$.

As before, since π' is not maximum (due to the vertices in n_{-2} having level 0 in π' and Lemma 3.6(i)) and the cost of π' is at least the cost of π , then π is not maximum.

The case-by-case analysis above shows that an arrangement π cannot be maximum if the hubs of L are thistle vertices in π ; thus the hubs cannot be thistle vertices. \square

Theorem 5.5 tells us which vertices of a 2-linear tree have the *potential* to be thistle vertices in a maximum arrangement. Some 2-linear trees are only maximizable by bipartite arrangements (Tables 4 and 5) and thus there are no thistle vertices in their maximum arrangements.

It is easy to see now that MaxLA is solvable for any $L \in \mathcal{L}_n$ in time $O(n)$ based on the characterization of its maximum arrangements given in Theorem 5.5 and Lemma 3.6. The algorithm (Algorithm 5.1) simply takes the maximum between a maximal bipartite arrangement and a maximal non-bipartite arrangement where the thistle vertex is an arbitrary vertex in the bridge of L . This is formalized in Corollary 5.6.

Corollary 5.6. *MaxLA is solvable in time and space $O(n)$ for any $L \in \mathcal{L}_n$.*

Proof. Let $L \in \mathcal{L}_n$ be a 2-linear tree. A maximum arrangement is the arrangement with the higher cost between a maximal bipartite arrangement and a maximal non-bipartite arrangement. Recall that maximal bipartite arrangements of n -vertex bipartite graphs can be constructed in time and space $O(n)$ (Theorem 4.2 and Algorithm 4.1).

It remains to show that the construction of a maximal non-bipartite arrangement of L can be done in time $O(n)$. Theorem 5.5 states that the only potential thistle vertex of L is located in its bridge, a branchless path. Recall that a maximal non-bipartite arrangement of a single thistle vertex of degree 2 can be constructed in time and space $O(n)$ (Theorem 4.8 and Algorithm 4.2). Therefore, the time and space needed to construct a maximal non-bipartite arrangement of L is $O(n)$. \square

Now we use Lemma 3.6 to quantify the number of potential thistles and bound their number in k -linear trees.

Property 5.7. *Given any $L \in \mathcal{L}_n^{(k)}$ be a k -linear tree with $k \geq 1$, we have that*

$$\Psi(L) = 2k - 1. \tag{30}$$

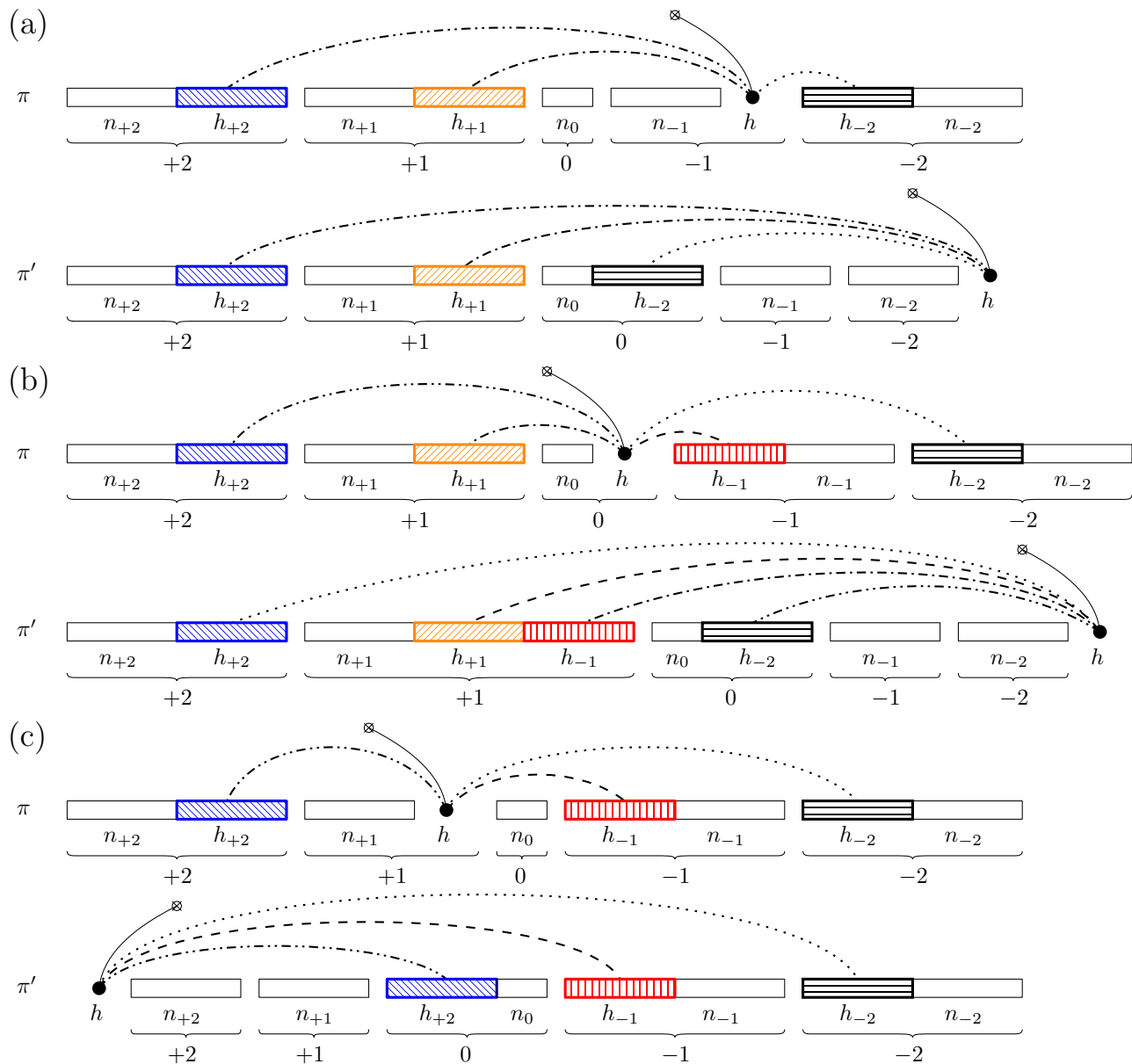


Figure 20: Proof of Theorem 5.5. Pairs of arrangement before moving h , and final arrangement after moving h . In the figure, hub g is not shown, but is assumed to be such that $\pi(g) < \pi(h)$; the edge connecting g and h (when it exists in the tree) is depicted with a solid line emanating from h and ending at a crossed circle. The values n_{+2} , n_{+1} , n_{-1} and n_{-2} indicate both the set and number of neighbors of h of level $+2$, $+1$, -1 , and -2 respectively. The values n_{+2} , n_{+1} , n_{-1} and n_{-2} indicate both the set and number of vertices non-neighbors of h with level $+2$, $+1$, 0 , -1 , and -2 respectively. (a) $l_\pi(h) = -1$. (b) $l_\pi(h) = 0$. (c) $l_\pi(h) = 1$.

Algorithm 5.1: MaxLA for every 2-linear trees in time $O(n)$ and space $O(n)$.

Input: $L \in \mathcal{L}_n$ a 2-linear tree.

Output: A maximum arrangement of L .

```

1 Function MAXIMUMARRANGEMENTTWO LINEAR( $L$ ) is
  // Maximal bipartite arrangement of  $L$ . Algorithm 4.1.
2    $\pi_B^* \leftarrow$  BIPARTITEMAXLA( $L$ ) // Cost:  $O(n)$ 
3    $t \leftarrow$  an arbitrary internal vertex from the bridge of  $L$  // Cost:  $O(n)$ 
  // Maximal non-bipartite arrangement of  $L$  with exactly one thistle. Algorithm 4.2.
4    $\pi_B^* \leftarrow$  1-KNOWN-THISTLE-MAXLA( $L, t$ ) // Cost:  $O(n)$ 
  // Return the maximum arrangement, breaking ties arbitrarily.
5   return  $\max(L; \pi_B^*, \pi_B^*)$  // Cost:  $O(n)$ 

```

Proof. We simply apply Property 4.1. Given any tree $L \in \mathcal{L}_n^{(k)}$, it is easy to see that, by definition, $H(L) = k$ and $I(L) = k - 1$. \square

It is interesting to notice that we can further refine the previous result: a sizable subclass of \mathcal{L}_n , determined by the parity of the length of the bridge, may be maximizable only by bipartite arrangements. Tables 4 and 5 show the number of n -vertex 2-linear trees maximizable only by bipartite or non-bipartite arrangements, and maximizable by both, for several values of n , classified by bridge length. The fact that the 2-linear trees of odd-length bridge for $n \leq 24$ are maximizable only by bipartite arrangements motivates the following conjecture.

Conjecture 5.8. *Let $L \in \mathcal{L}_n$ be a 2-linear tree whose bridge has length odd. None of the maximal non-bipartite arrangements for L is a maximum arrangement. More formally, $\mathcal{D}^*(L) = \mathcal{B}^*(L)$.*

6 Conclusions

In this article we have put forward a new property of maximum arrangements of graphs. In Section 3.2, we have shown that the vertices of antennas cannot be thistle vertices in maximum arrangements (Lemma 3.6(i)), and that at most one of the internal vertices of bridges can be a thistle vertex in a maximum arrangement (Lemma 3.6(ii)). In Lemma 3.7 we have specified how the level values are distributed along the vertices of a branchless path and in Lemma 3.8 we have shown that the level values of vertices in a branchless path can be expressed as a function of the level values of other vertices. We have also presented some properties of maximal non-bipartite arrangements (Proposition 4.5 and Lemma 4.6).

In Section 4 we have presented a division of the $n!$ arrangements of any graph into *bipartite* and *non-bipartite* arrangements, which encompasses previous known solutions of MaxLA. We have devised an optimal algorithm to solve **bipartite** MaxLA for any connected bipartite graph in time $O(n)$ (Section 4.2). We have improved the 2-approximation factor for **bipartite** MaxLA by Hassin and Rubinfeld [21] down to $3/2$ in trees (Corollary 4.10). Interestingly, this classification of the types of solutions and the solutions of MaxLA themselves (obtained for all trees for $n \leq 24$ and for trees selected u.a.r. for $25 \leq n \leq 49$) led us to conjecture, in Section 4.3, that MaxLA can be solved via **bipartite** MaxLA for most trees even for large n (Conjecture 4.3). This has the potential to characterize MaxLA as being solvable in time $O(n)$ for a large class of trees. In the event that such proportion vanishes for large n , we also conjectured that the decrease of p_n is slow and power-law-like (Conjecture 4.4). Furthermore, we have found that the maximal bipartite cost constitutes a high quality approximation to the maximum cost all trees for $n \leq 24$ (Section 4.5). Finally, we have observed that, more often than not, those trees not maximizable by bipartite arrangements are maximizable by non-bipartite arrangements with just one thistle vertex. Accordingly, we introduced **1-thistle** MaxLA as a new variant of MaxLA and devised an algorithm to solve it for trees that runs in time $O(n^3 2^{\Delta(T)})$ (Section 4.4). The combination of our algorithms for **bipartite** MaxLA and **1-thistle** MaxLA is advantageous with respect to the algorithm by Nurse and De Vos for MaxLA: ours has lower worst-case time complexity on individual trees and typically over unlabeled trees. Furthermore, although this combination does not solve MaxLA for all trees, it is easy to see it approximates MaxLA within a factor of at most $3/2$.

Concerning results on specific classes of graphs, we applied, in Section 5, the new characterization presented in Section 3.2 to solve MaxLA in four classes of graphs. We have (1) proven that cycle graphs are maximizable

only by bipartite (resp. non-bipartite) arrangements when n is even (resp. odd) (Theorem 5.1), (2) proven that path graphs and spider graphs are maximizable only by bipartite arrangements (Corollary 5.2, and Theorem 5.3 and Corollary 5.4 respectively), (3) proven that **MaxLA** can be solved in time $O(n)$ for 2-linear trees (Theorem 5.5 and Corollary 5.6) and (4) put forward Conjecture 5.8.

6.1 Future work

In this paper we could not solve **MaxLA** completely, and there is still more work to be done to find a polynomial time algorithm that solves **MaxLA** for trees, should such an algorithm exist. Future research should strive to devise said algorithm. Other equally interesting lines of research are the generalization of Algorithm 4.1 to disconnected bipartite graphs which may help improve the complexity of **1-thistle MaxLA** and, perhaps more importantly, the characterization of the trees that are maximizable by bipartite arrangements, and, furthermore, investigating Conjecture 4.3. On the one hand, we have learned that these trees have a low number of potential thistle vertices (Sections 4.3 and 5.4, Properties 4.1 and 5.7, and Tables 6 and 7). On the other hand, we have learned that maximum non-bipartite arrangements can be obtained from maximal bipartite arrangements applying a simple rotation heuristic (Section 4.5.1), suggesting that maximal bipartite arrangements are close to certain maximum non-bipartite arrangements in the space of possible solutions, thus opening a possible line of research to obtain an algorithm to solve **MaxLA** for trees. In addition to the major conjectures above, a proof or a counterexample for Conjecture 5.8 will complete our understanding of **MaxLA** on 2-linear trees. Finally, although we improved Hassin’ and Rubinstein’s [21] approximation factor, we obtained a generous upper bound; future work should investigate tighter upper bounds on the approximation factor of **bipartite MaxLA** or its combination with **1-thistle MaxLA**.

Acknowledgments

The authors’ research is supported by a recognition 2021SGR-Cat (01266 LQMC) from AGAUR (Generalitat de Catalunya) and the grants AGRUPS-2022 and AGRUPS-2023 from Universitat Politècnica de Catalunya. LAP is supported by Secretaria d’Universitats i Recerca de la Generalitat de Catalunya and the Social European Fund and a Ph.D. contract extension funded by Banco Santander. JLE is supported by grant PID2022-138506NB-C22 funded by Agencia Estatal de Investigación.

Declarations

Conflict of interest The authors declare that they have no conflict of interest.

A Branch and Bound algorithm for trees

In this section we outline how we adapted the Branch and Bound (B&B) algorithmic paradigm, a well-known algorithmic strategy applied to discrete combinatorial optimization first introduced by Land and Doig [1], to **MaxLA**. It is summarized in Algorithm A.1. Its execution time¹⁰ is shown in Table 1.

The exploration of the search space is simply the (implicit) enumeration of all $n!$ arrangements. We enumerate arrangements by constructing one recursively, adding vertices to it one at a time and in consecutive positions starting at position 1. When a vertex is in the arrangement we say it is *assigned*; when a vertex is not in the arrangement, that is, it is not assigned to any position of the arrangement, we say it is *unassigned*. The algorithm has an internal state that defines several data structures, including the arrangement, used to keep track of the construction of the arrangement (Appendix A.1). In order to reduce the search space, a vertex is added to the arrangement only if it satisfies all constraints (Appendix A.3) related to maximum arrangements (Appendix A.3.1) and satisfies all symmetry constraints (Appendix A.3.2). For every vertex added to the suffix, we implemented a look ahead method that predicts what level value the vertices in the same branchless path should have (Appendix A.4). When an arrangement has been completed we keep it if its cost is larger than or equal to the current maximum found. We only keep one representative arrangement for every isomorphism class under level-isomorphism of arrangements (Section 2).

¹⁰When measuring execution time, we run the B&B on an Intel Core i5-10600 CPU, compiled with **g++** version 11.4.0 and optimization level `-O3`, parallelized with 6 threads.

In order to make further explanations clearer, we say that the set of positions $1, \dots, r-1$ in the arrangement of the internal state with a vertex assigned to them up to a certain point is the *prefix* of the arrangement, and the set of positions with no vertex assigned is the *suffix* of the arrangement. For the sake of brevity, we say that *a vertex is in the prefix* if it is assigned to a position in the arrangement. Moreover, in the following analyses we assume that the next vertex to be placed, say u , will be put at position r . Therefore, the prefix has size $n_p = r-1$ and the suffix has size $n_s = n-r+1$, where n is the number of vertices of the tree. Let $v = \pi^{-1}(r-1)$.

Now, given a partially-constructed arrangement, the algorithm decides whether or not it is worth trying to assign more vertices by determining an optimistic upper bound of the cost of the best arrangement that can be made with the current prefix (Appendix A.5). If this upper bound is larger than the cost of the current maximum, then the algorithm continues the exploration (*branch*). If the upper bound is lower than the current maximum, it does not continue the enumeration of arrangements with the given prefix (*bound*). In order to ensure these bounds help as much as possible, the algorithm is initialized with an arrangement whose cost is believed to be large enough (Appendix A.2). Furthermore, in case the algorithm branches and, depending on the current state of the prefix, the algorithm completes the suffix with much faster, specialized algorithms than B&B itself (Appendix A.6).

For all the explanations below, assume that we are arranging a tree $T = (V, E)$ where V can be partitioned into $V = V_1 \cup V_2$ where all $uv \in E$ are such that $u \in V_1$ and $v \in V_2$ or vice versa. Finally, it is important to note that vertices of any graph G are often labeled (or indexed) in the data structure that implements them, even when the graph is said to be unlabeled. Therefore, any vertex w of G carries with it an index that is implicit in the implementation. We heavily rely on these indices to break symmetries (Appendix A.3.2) by imposing a relative order among certain subsets of vertices. We say that w is a *lower-indexed vertex* with respect to u if, in the implementation, w has an index lower than the index of u .

Algorithm A.1: Main steps of our adaption of the B&B paradigm to MaxLA.

Input: T an n -vertex free tree. r , the next position where to assign a vertex, an integer in $[1, n]$. An implicit, internal state of the algorithm, including the arrangement under construction.

Output: All maximum arrangements of T .

```

1 Function BRANCH_AND_BOUND_REC( $T, r$ ) is
2   Let  $\pi$  be the arrangement in the current state of the algorithm. The positions  $1, \dots, r-1$  of  $\pi$  have
   a vertex assigned. The others do not
3   if  $\pi$  is complete, that is, if  $r = n$  then
4     Put  $\pi$  in the set of maximum arrangements, when appropriate.
5     return
6   Estimate an upper bound of the cost of  $\pi$  upon completion. If the upper bound is larger than the
   current maximum, continue completing the arrangement (branch). If the upper bound is less than
   the current maximum, stop (bound).
7   If the remaining, unassigned vertices are easy to arrange in the suffix, then deal with this case with a
   specialized algorithm and stop.
8   for all unassigned vertices  $u \in V$  do
9     if vertex  $u$  satisfies all constraints then
10      Update internal state of the algorithm: vertex  $u$  is assigned at position  $r$  in  $\pi$ .
11      Propagate level values
12      BRANCH_AND_BOUND_REC( $T, r+1$ )
13      Backtrack level values
14      Backtrack internal state of the algorithm: vertex  $u$  is removed from position  $r$  in  $\pi$ .

```

Input: T an n -vertex free tree.

Output: All maximum arrangements of T .

```

15 Function BRANCH_AND_BOUND( $T$ ) is
16   Compute an initial maximal arrangement. Add this arrangement to the set of maximum
   arrangements.
17   Initialize the internal state appropriately
18   BRANCH_AND_BOUND_REC( $T, 1$ )

```

n	Time (ms)	n	Time (ms)	n	Time (ms)	n	Time (ms)	n	Time (ms)	n	Time
1	0.00	8	0.03	15	0.21	22	8.76	29	0.468	36	27.8 s
2	0.02	9	0.04	16	0.35	23	15.4	30	0.838	37	46.7 s
3	0.02	10	0.04	17	0.56	24	29.5	31	1.41	38	1 m 33 s
4	0.02	11	0.05	18	0.99	25	43.2	32	2.88	39	2 m 42 s
5	0.02	12	0.09	19	1.66	26	86.2	33	5.06	40	4 m 51 s
6	0.02	13	0.10	20	2.92	27	146	34	8.69		
7	0.03	14	0.14	21	4.82	28	253	35	15.3		

Table 1: The average execution time of the B&B algorithm we implemented on a single tree of n vertices. The algorithm was run on 500 trees selected u.a.r. from \mathcal{F}_n all n .

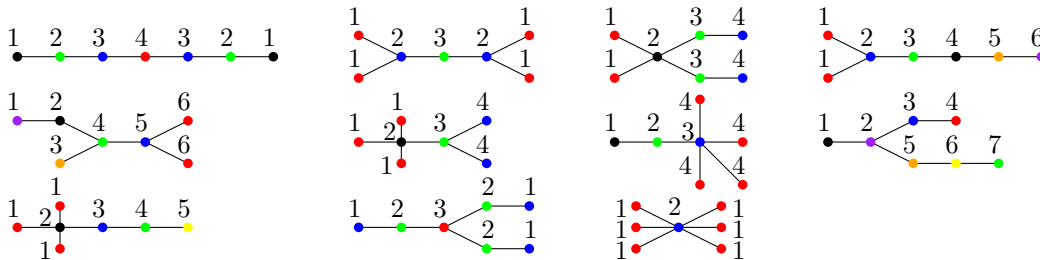


Figure 21: All 7-vertex trees up to isomorphism. Orbits are indicated with colors and numeric labels.

A.1 Internal state of the algorithm

The internal state is made up of structural information of the tree, and ‘structural’ information of the arrangement.

One crucial piece of information is that of *vertex orbit* of a graph [29, 32, 40]. This concept comes from Algebraic Graph Theory and is defined on the basis of *graph automorphism* G [32]. An automorphism g of a graph G is an *isomorphism* from G to itself. Recall, an isomorphism between two graphs G and H is a bijective function $\varphi : V(G) \rightarrow V(H)$ from the vertices of G to the vertices of H so that $uv \in E(G) \leftrightarrow \varphi(u)\varphi(v) \in E(H)$ [3]. We write $G \cong H$ to denote that G and H are isomorphic. The set of all automorphisms g of G forms a group under composition, called the *automorphism group* of G , denoted here as $Aut(G)$. Now, the orbit of a vertex w is simply the set of vertices z that are mapped to w by some automorphism in $Aut(G)$. The vertex orbit of vertex w , denoted as $Orb(w)$, can be formally defined as

$$Orb(w) = \{z \in V(G) \mid \exists g \in Aut(G) : z = g(w)\},$$

where $g(w)$ is the vertex to which w is mapped by the automorphism g . Henceforth, ‘vertex orbits’ are referred to simply as ‘orbits’. See Figure 21 for an illustrative example which shows all vertex orbits in all 7-vertex trees up to isomorphism. Further, we define $OrbRep(T) = \{u_1, \dots, u_k\} \subseteq V$ be a maximal set of vertices of the tree such that $Orb(u_i) \neq Orb(u_j)$ for all pairs of $u_i, u_j \in OrbRep(T)$. For example, $OrbRep(T) = \{\text{center}, \text{leaf}\}$ when T is a star graph. We can see $OrbRep(T)$ as a set of representatives of all vertex orbits, where the representative is chosen arbitrarily. We use Nauty [32, 49] to compute these orbits.

Now, in any given rooted tree T^w , any two sibling vertices z_1, z_2 are said to be *isomorphic* ($T_{z_1}^w \cong T_{z_2}^w$) if, and only if z_1 and z_2 are in the same orbit, that is, if $Orb(z_1) = Orb(z_2)$. We call such pair of vertices z_1 and z_2 *isomorphic siblings*. Given a vertex z we say that y is an *isomorphic sibling* of z if $T_z^w \cong T_y^w$.

A.1.1 Structural information of the tree

This information is built by the algorithm before starting its execution. This consists of:

- The partition V_1 or V_2 every vertex belongs to. This is implemented using a simple array of n Boolean values.
- The number of vertices in each V_1 and V_2 .

- The set of leaves for every vertex.
- The orbit sets of the tree, with two arrays. One of as many positions as $|OrbRep(T)|$ where each corresponds to the set of vertices of a unique orbit. The other is an array of n indices mapping each vertex to its orbit in the first array.
- An array containing all the branchless paths in the tree as defined in Section 3.2. This is implemented using an array of several structured values. Each structured value encodes a branchless path $P = (u_1, \dots, u_k)$ in the tree with the following information
 - The set of vertices in this path, implemented as an array of n Boolean values for constant-time querying, and as an array which lists the vertices in the order they were found when searching for the path in a Breadth-First Search traversal.
 - The endpoints of the path, and the vertex with the smallest index (not including the endpoints) are readily available so that they can be queried in constant time.

We use another array to locate every vertex in its corresponding path in constant time; it is an array of indices. Furthermore, the internal state also defines an array that relates every vertex to its corresponding path.

All this information is built in time $O(n^c)$ per tree where the time spent to construct the vertex orbits dominates the whole initialization step. Although constructing these orbits is difficult in general graphs [32], computing vertex orbits in a tree can be done in time $O(n)$ [9]. For simplicity, we use Nauty [32, 49] and the algorithm that it implements solves this task for general graphs. Nevertheless, when the input graph is a tree the implementation in Nauty takes polynomial time in n [47]. Even though the exact value of c is not clear, in our implementation of these steps we have that $c \geq 2$ due to the construction of all the branchless paths in the tree. The space needed to store all this information is $O(n)$.

A.1.2 Structural information of the arrangement

In this B&B we also store and keep track of the state of the arrangement at any given time. That is, the internal state of the algorithm is updated after adding (Algorithm A.1 (line 10)) or removing (Algorithm A.1 (line 14)) a vertex from the arrangement, at a given position r . This enlarges or shortens the prefix of the arrangement by one position. We now describe the information that is kept track of in the internal state of the algorithm to ensure efficient evaluation of upper bounds and efficient constraint checking.

Assigned and unassigned vertices We keep track of the assigned and unassigned vertices in an array of n positions. Moreover, we track the sets of edges whose endpoints are

- Both assigned, denoted as E_p . This is the set of edges that are completely contained in the prefix. We denote its size as m_p .
- One is assigned, the other is not, denoted as E_{ps} . This is the set of edges that hover over the border that separates the prefix and the suffix. We denote its size as m_{ps} .
- Both endpoints are unassigned, denoted as E_s . This is the set of edges that are completely contained in the suffix. We denote its size as m_s .

These sets are illustrated in Figure 22. They are implemented using linear sets for each E_i where $i \in \{p, s, ps\}$. A *linear set* is a simple data structure that implements constant time addition and removal of elements, and is implemented using 3 arrays. One is used to store the elements of size at most N_1 , and the other two are used to keep track of the presence (binary) of the elements in the first array and their position, of size N_2 . Elements stored in the set have to be mapped to a specific, constant position in the last two arrays by a constant-time computable function F . For two different elements e_1 and e_2 , F must be such that $F(e_1) \neq F(e_2)$. To store edges, we set $N_1 = n$ and $N_2 = n^2$ and the function F is defined to be $F(uv) = vn + u$ where vertices u and v are interpreted as integer numbers equal to their indices; edges are always added with their vertices sorted by index ($u < v$).

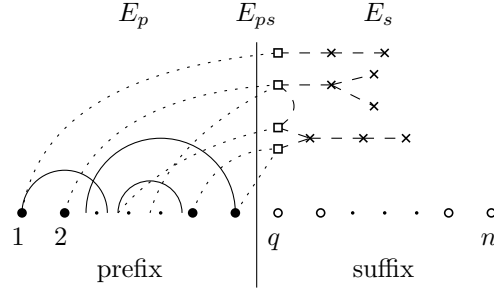


Figure 22: Illustration of the prefix and suffix of the arrangement (at each side of the vertical line). Filled circles (\bullet) are vertices of the tree assigned to the prefix. Solid edges are the edges in E_p ; dotted edges (the only edges that intersect the vertical line) are the edges in E_{ps} ; dashed edges are the edges in E_s . Empty circles (\circ) indicate empty positions in the arrangement. Crosses (\times) and empty squares (\square) denote unassigned vertices. Empty squares highlight border vertices.

Border vertices We also keep track of the unassigned vertices with some neighbor assigned to the prefix using a linear set for which we set $N_1 = N_2 = n$ and $F(u) = u$. We refer to these vertices as *border vertices* which are depicted as white squares in Figure 22. Keeping track of these vertices is done while the sets E_i are updated.

Edge sets When u is added to the arrangement all edges incident to u in E_{ps} are moved to E_p and all edges incident to u in E_s are moved to E_{ps} . When u is removed the direction of the ‘movement’ reverses. The cost of updating all sets E_i when vertex u is added to or removed from the prefix can be expressed as

$$O(l_\pi(u)) + O(r_\pi(u)) = O(d(u)).$$

Moreover, the algorithm keeps track of the number of vertices of each partition V_1 and V_2 of the vertex set of the tree that have been assigned. This is done in constant time.

Cost of the arrangement Now, we denote the total sum of the lengths of the edges in E_p , E_{ps} and E_s as D_p , D_{ps} and D_s , respectively. Thus, trivially, $D = D_p + D_{ps} + D_s$. The value of D_p is, by definition, the cost of the prefix of the arrangement

$$D_p = \sum_{uv \in E_p} |\pi(u) - \pi(v)|.$$

Notice that D_p is the only value that can be completely calculated at any point in the algorithm, D_{ps} can only be calculated partially, and D_s is unknown. D_{ps} can be known partially because each edge in E_{ps} can be split into the part of the edge over the prefix (plus position r) and the part of the edge over the suffix (minus position r). The two parts are called the *left anchor* and the *right anchor* of the edge. Thus, we can set $D_{ps} = D_{ps}^{\rightarrow} + D_{ps}^{\leftarrow}$, where D_{ps}^{\rightarrow} (resp. D_{ps}^{\leftarrow}) is defined as the sum of the lengths of the left (resp. right) anchors of the edges in E_{ps} . The former is the only part that is known and is calculated as follows

$$D_{ps}^{\rightarrow} = \sum_{uv \in E_{ps}} r - \pi(u).$$

The algorithm keeps track of the values of D_p and D_{ps}^{\rightarrow} and are calculated while updating the sets E_i and does not increase that cost since it is implemented with constant-time operations.

Assigned and unassigned degrees Finally, for each vertex, we also keep track of the number of assigned and unassigned neighbors. For the sake of brevity, we define the *assigned degree*, (resp. *unassigned degree*) denoted as $d_\pi^a(w)$ (resp. $d_\pi^u(w)$) of a vertex as the number of assigned (resp. unassigned) neighbors:

$$d_\pi^a(w) = |\{v \in \Gamma(w) \mid \pi(v) < r\}|, \quad (31)$$

$$d_\pi^u(w) = |\{v \in \Gamma(w) \mid \pi(v) \geq r\}|. \quad (32)$$

The sum of the two quantities equals the degree of the vertex.

Level and cut signatures While building the sets E_i the algorithm counts how many neighbors of u are to its left (that is, in the prefix). This amount is, by definition, the left directional degree; the right directional degree is calculated as $\mathbf{r}_\pi(u) = d(u) - \mathbf{l}_\pi(u)$. With this, the algorithm builds the level signature of the arrangement under construction. We also calculate the cut signature of the arrangement using the level values (Equation 12). These two steps are carried out in constant time.

Prediction of level values For each vertex we store a prediction of the level value it should have in the arrangement. This prediction is inferred from the current state of the algorithm and calculated as per the look ahead strategy based on Lemma 3.8, which propagates level values across a branchless path when one of its vertices has just been placed (Appendix A.4). These predictions are temporary and are to be backtracked when vertices are removed. Besides the level value, we also store the necessary information to backtrack these predictions only when necessary. We store this information in $O(n)$ space.

A.2 Initial maximal arrangement

We use as initial maximal arrangement (Algorithm A.1 (line 16)) the maximum arrangement between a maximal bipartite arrangement (Section 4.2) and a maximal non-bipartite arrangement with exactly one thistle vertex (Section 4.4). We do not apply the heuristic explained in Section 4.5.1 due to its high computational cost which causes an unnecessary increase in execution time since most trees are maximizable by bipartite arrangements (and thus running the heuristic would not have any effect on most trees (Section 4.3)).

A.3 Constraints to be satisfied

Here we list the constraints that a vertex has to satisfy so that it can be added to the prefix of the arrangement (Algorithm A.1 (line 9)). The order in which the constraints are listed here does not necessarily reflect the order in which they are checked in the actual implementation.

A.3.1 Concerning optimality

First, the algorithm ensures that Propositions 3.3 and 3.4 and Lemma 3.6 will hold if u is added. The former can be asserted easily in constant time. The latter is done in time $O(d(u))$ since it has to be checked against all its (assigned) neighbors. The algorithm also ensures that the largest level value of the unassigned neighbors of u is smaller than that of u ; this is done in time $O(d(u))$. All these checks use the data structures that are updated after every addition/removal of a vertex (Appendix A.1.2). Furthermore, the largest cut c_* must satisfy [34]

$$c_* \geq \frac{n^2 - 1}{2},$$

which is checked in constant time.

Besides, the algorithm does not let the arrangement become bipartite: since the algorithm already contains a maximal bipartite arrangement (or a better one) in its set of maximum arrangements found, no bipartite arrangement will ever surpass the initial maximum. This is also checked in constant time.

A.3.2 Concerning symmetries

Now follow the constraints implemented for symmetry breaking, a strategy applied to avoid constructing level-isomorphic arrangements.

First, the first vertex added to the arrangement is the lowest-indexed vertex in its vertex orbit of the tree. That is, the B&B is started only at as many vertices as orbits there are in the tree, and only the lowest-indexed vertex is used. Notice that, by definition of orbit, the search space that unfolds by starting at a vertex of an orbit yields arrangements that are edge-isomorphic to those yielded by the search space that unfolds by starting at any other vertex of the same orbit. For instance, for the path tree in Figure 21 (top left) the algorithm will only use 4 vertices for the first position of the arrangement (one of the vertices labeled with 1, one of 2, one of 3, and the only vertex labeled with 4). The B&B algorithm is parallelized only here at the vertex orbit level. Furthermore, only one of the internal vertices of each bridge is allowed to be the thistle vertex in the arrangement (Lemma 3.6(ii)).

In a permutation where the non-leaf vertices of the tree are fixed, the $l(w)$ -many leaves of a vertex w can be placed in $l(w)!$ different ways. Since all of these different orderings yield edge-isomorphic arrangements, a relative ordering is imposed among them using their indices. That is, the algorithm breaks symmetries by ensuring that the $l(w)$ leaves adjacent to vertex w are placed in the arrangement in only one of the $l(w)!$ possible orderings (accounting for arbitrary spaces between pairs of leaves). A new leaf u of vertex w is added to the arrangement only if all its lower-indexed siblings have already been assigned. This is checked in time $O(l(w))$.

The algorithm uses Proposition 3.5 to break symmetries among all vertices v with the same level value by forcing these vertices to be ordered by their indices. Thus, a new vertex u is added only if the previous vertex with the same level value has a lower index. This is checked in constant time.

Finally, the algorithm considers symmetries with respect to subtree isomorphism. Let x be the first vertex of the arrangement and assume $u \neq x$. Recall, two sibling vertices z_1, z_2 are isomorphic ($T_{z_1}^x \cong T_{z_2}^x$) if, and only if, $Orb(z_1) = Orb(z_2)$. Let y be an isomorphic sibling vertex of u . Crucially, in any arrangement π of T with $\pi(x) = 1$ we can swap the vertices of T_y^x and T_u^x and the resulting arrangement would be edge-isomorphic to the first. More formally, if $\phi : V(T_y^x) \rightarrow V(T_u^x)$ is the isomorphism function, then swapping all pairs of vertices $w \in V(T_y^x)$ and $\phi(w) \in V(T_u^x)$ produces an arrangement π' that is edge-isomorphic to π . Therefore, vertex u is added to the prefix only when all its lower-indexed isomorphic siblings have already been assigned. This is implemented in time linear in the number of isomorphic siblings of u .

A.3.3 Concerning prediction of level values

If a vertex u from a branchless path has a valid prediction of level value (as per the look ahead strategy), say l , then the algorithm will only place u in the arrangement if, at the moment of placing it, it has level value $l_\pi(u) = l$.

Moreover, if vertex u is to be placed with a level value l (for $l < 2$), we also ensure all leaves of the tree and internal vertices of branchless paths with a (valid) predicted level value higher than l are already assigned in the arrangement; if not then the arrangement will eventually contradict Proposition 3.3 since they will be placed after u with a higher level value. For instance, suppose that u is to be assigned with level -2 . Then, the algorithm ensures that there are no internal vertices of branchless paths of level $-1, +1, +2$ still unassigned. These vertices are known when they have a valid prediction of level value, or a minimum number of these vertices can be estimated in any branchless path, based on Lemma 3.7.

A.4 Look ahead

In this algorithm we have implemented basic look ahead strategies involving level values as per Lemma 3.8. The idea behind these is the following. Consider an internal vertex u of a branchless path (or a leaf) that has just been assigned to the arrangement. We distinguish two cases.

- If u has no valid level prediction, then we propagate the level values (as per Lemma 3.8) over its branchless path as much as possible, while assigning the propagated values as a predicted level value to each vertex. In this, case, we call u the origin of the propagation.
- If u already has a level value prediction it means that some other vertex w in its branchless path was assigned in a previous step of the algorithm, and that assignment triggered a propagation which predicted a level value for u . In this case, w is the origin of the propagation.

Propagation is applied as per Lemma 3.8 when an internal vertex u of a path is assigned to the arrangement and it does not have any level value predicted, and under the assumption that the arrangement is maximum after u is placed.

- In antennas $P = (u_1, \dots, u_k)$ where $d(u_k) = 1$, we propagate from u to u_k and to u_2 , and extend to u_1 when $d(u_1) = 1$ (Lemma 3.8(i)).
- In bridges $P = (u_1, \dots, u_{i-1}, z, u_{i+1}, \dots, u_k)$, consider first the case in which $u = z$. If u is assigned with level value $+2$ then¹¹ we can propagate through all vertices of P (Lemma 3.8(iic)). If u is assigned with $l_\pi(u) = 0$, propagation cannot take place yet. Consider now the case $u \neq z$. If z is unassigned, we propagate

¹¹If $u = z$ is assigned with level value -2 it means that the neighbors of z were assigned in a previous iteration of the algorithm.

- From u to u_2 and to u_{i-1} when $u \in \{u_2, \dots, u_{i-1}\}$ (Lemma 3.8(iia)).
- From u to u_{i+1} and to u_{k-1} when $u \in \{u_{i+1}, \dots, u_{k-1}\}$ (Lemma 3.8(iib)).

If z was assigned in a previous iteration of the algorithm (and thus $l_\pi(z) = 0$), the two previous propagations can be extended from the side of z which u is on to the other side of z since the level value of z is known (Lemma 3.8(iid)). If z has not been assigned yet, but there has been some propagation on both sides of z , then we can easily determine the level value of z (Lemma 3.8(iie)).

Given the manner in which this Branch and Bound algorithm constructs the arrangement, propagation is also carried out when a hub h of a branchless path P is assigned and the next vertex in P does not have a predicted level value. In this case, since there is no predicted level value in u_2 , it is easy to see that none of u_2, \dots, u_k (for antennas) and that none of u_2, \dots, u_{i-1} (for bridges) have been assigned, thus we have that vertex u_2 must have level value $-d(u_2)$. This only works for this algorithm where the arrangement is built in a left-to-right fashion.

Backtracking the predictions Notice that propagation at a vertex u may fail if it finds a conflict with a previous propagation. In case this happens then u is removed from the arrangement (the algorithm bounds). If the propagation succeeds, we keep track of the number of vertices of each predicted level value $\pm 2, \pm 1$ so as to enable an extra layer of constraints (Appendix A.3.3).

When a vertex u is removed from the arrangement, the prediction of level value of u should be removed as well. But this is done only when the vertex that triggered the propagation (the so-called origin) is removed. That is, if a vertex u_i of a branchless path $P = (u_1, \dots, u_k)$ is to be removed (whether it is an endpoint or an internal vertex), its predicted level value becomes invalid only when the origin of the propagation of that branchless path is removed in a further backtracking step of the algorithm.

A.5 Upper bounds

Here is explained how the algorithm decides to bound (or branch) based on the prefix built so far. For this, the algorithm estimates (optimistically) an upper bound for the cost of the arrangement with a given prefix (Algorithm A.1 (line 6)). This is done by estimating upper bounds of D_{ps} and D_s , denoted as D_{ps}^* and D_s^* respectively.

- D_{ps}^* is calculated as

$$D_{ps} \leq D_{ps}^* = D_{ps}^{\rightarrow} + D_{ps}^{\leftarrow*}.$$

where D_{ps}^{\rightarrow} is known and $D_{ps}^{\leftarrow*}$ is an upper bound of D_{ps}^{\leftarrow} . $D_{ps}^{\leftarrow*}$ is calculated as the sum of the right anchors of the edges in E_{ps} where the border vertices w_1, \dots, w_k in E_{ps} (where k here denotes the number of border vertices) are sorted non-decreasingly by their assigned degree $d_\pi^a(w)$ (thus $d_\pi^a(w_1) \leq \dots \leq d_\pi^a(w_k)$), and arranged at the last k positions of the suffix, where w_i is placed at position $n + k - i$ (following Proposition 3.3). Ties are broken arbitrarily thanks to Proposition 3.5. The length of the right anchor for a single edge $uw_i \in E_{ps}$ is $\pi(w_i) - r$. Sorting is implemented using counting sort [20], thus it runs in time $O(k)$. Then

$$D_{ps}^{\leftarrow} \leq D_{ps}^{\leftarrow*} = \sum_{i=n-k}^n (i - r) d_\pi^a(w_i).$$

- To calculate D_s^* , first recall that the number of vertices in E_s equals n_s and it is easy to see that the graph induced by the edges in E_s is a forest, hence $m_s \leq n_s - 1$. Here we follow a strategy borrowed from [43, Theorem 1, Appendix D] that consists of computing a maximum spanning tree with Prim's algorithm to obtain the maximum value of $M[D(T)]$ over all n_s -vertex trees T . That maximum value (Equation 6) [43] is achieved by a balanced bistar graph of n_s vertices [43, Theorem 1]. Now, to calculate D_s^* , the method above is adapted to the computation of a maximum spanning forest of m_s edges. This adaptation consists of simply choosing the m_s edges of highest length in the maximum linear arrangement of the balanced bistar graph. Usually, $m_s < n_s - 1$, but when $m_s = n_s - 1$ the result is precisely a balanced bistar graph of n_s vertices. The sum of the weights is, for m_s odd,

$$D_s^* = n_s - 1 + \sum_{i=2}^{(m_s+1)/2} 2(n_s - i) = \frac{4n_s m_s - m_s^2 - 4m_s + 1}{4},$$

and, for m_s even, is

$$D_s^* = n_s - 1 + \sum_{i=2}^{m_s/2} 2(n_s - i) + (n_s - (m_s/2 + 1)) = \frac{4n_s m_s - m_s^2 - 4m_s}{4}.$$

Then,

$$D_s^* = \frac{m_s(4(n_s - 1) - m_s) + (m_s \bmod 2)}{4}.$$

It is easy to see that these bounds do not take into account the dependencies between the sets E_{ps} and E_s . These bounds are calculated in time linear in the size of the suffix, which is $O(m_{ps} + m_s)$.

If the upper bound, calculated as $D_s + D_{ps}^* + D_s^*$, falls strictly below the current maximum we bound.

A.6 Special cases

There are two scenarios that are processed with specialized algorithms to improve the efficiency of the B&B algorithm (Algorithm A.1 (line 7)). Both arise when $E_s = \emptyset$, that is, when all unassigned vertices have all of their neighbors in the prefix of the arrangement. The general case arises when at least one of the unassigned vertices is not a leaf, that is, when its degree is larger than 1. In this case the algorithm simply arranges the vertices in the suffix so that they follow Proposition 3.3. If it is not possible to do so, it bounds: it may not be possible when the lowest degree of the unassigned vertices in E_{ps} , denoted as δ_* , is such that $l_\pi(v) < \delta_*$. The particular case is simply when the unassigned vertices are all leaves. Both cases are dealt with quite similarly, and both constructions run in time $O(m_{ps})$. The more general case requires sorting (we use counting sort [20]) and the latter does not; when all unassigned vertices are leaves, the arrangement can be completed by arranging them in any arbitrary way.

A.7 Estimation of the reduction of the search space

Deriving an expression for the exact reduction of the search space in this B&B is difficult. However, we can estimate an upper bound of this reduction as follows. Each of the following expressions denote the number of permutations that are *subtracted* from the total search space of $n!$ permutations.

The first reduction of the search space is due to breaking symmetries using vertex orbits. Let $OrbRep(T) = \{u_1, \dots, u_k\}$. It is easy to see that breaking symmetries using vertex orbits reduces the search space by

$$(n-1)! \sum_{i=1}^k (|Orb(u_i)| - 1) \quad (33)$$

permutations. Obviously, the more ‘symmetric’ a tree is, the less orbits the tree will have and thus the greater the reduction of the search space.

We also reduce the exploration of the search space by avoiding bipartite arrangements. Since one maximal bipartite arrangement is produced in the initialization step and none of this kind is explored, the search space is also reduced by all corresponding permutations, that is, by at most,

$$2 \cdot |V_1|! \cdot |V_2|! \quad (34)$$

permutations. Notice, however, that some of these permutations are already accounted for in Equation 33. Therefore, Equations 33 and 34 count many permutations twice.

Recall we also apply symmetry breaking among the leaves of a vertex by imposing a relative order as a function of their indices. That is, for every permutation where the non-leaf vertices of the tree are fixed and the leaves adjacent to the same vertex are allowed to permute freely among themselves, there is a total of $\prod_{w \in V} l(w)!$ possible orderings of the leaves of the tree. Then, the search space is reduced by

$$\prod_{\substack{w \in V: \\ l(w) \geq 2}} (l(w)! - 1) \quad (35)$$

permutations, for every possible ordering of the non-leaf vertices that are actually explored.

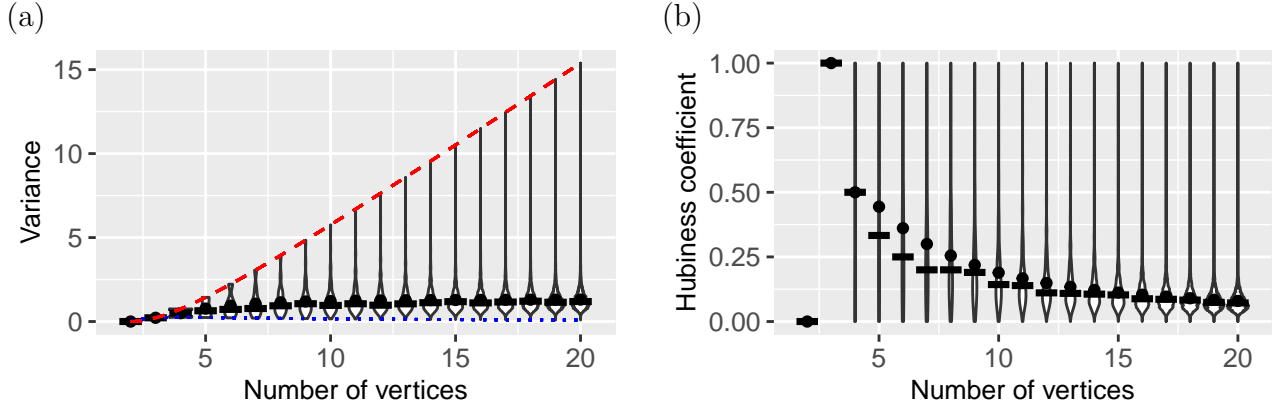


Figure 23: Distribution of the variance of degree over all n -vertex trees for $1 \leq n \leq 20$. (a) Variance as a function of n . The red dashed line indicates maximum variance and the blue dotted line indicates minimum variance. (b) Hubiness coefficient as a function of n . In (a) and (b), the big black dots indicate mean values of variance, and the black segments indicate the median.

It is easy to see that large portions of the search space are removed from the exploration thanks to Propositions 3.3 to 3.5. However, quantifying this reduction is out of the scope of this paper. The best we can say about the reduction due to Proposition 3.5 is that the longer the intervals of vertices of equal level in an arrangement, the more permutations are avoided. Long intervals are more likely to arise when there are few different vertex degrees in the tree. This can be assessed using the variance of vertex degree of a tree defined as $\mathbb{V}[d_T] = \mathbb{E}[d_T^2] - \mathbb{E}[d_T]^2$, where $\mathbb{E}[d_T] = 2 - 2/n$ is the expected vertex degree in a tree. The lower the variance of vertex degree of a tree, the more permutations are likely to be avoided in the search space of that tree. Notice that the variance of vertex degree seems to be concentrated around low values, regardless of n (Figure 23(a)). This can be assessed better by normalizing the variance. For this, we use the minimum and maximum values of the variance among n -vertex trees, that is, of linear trees (minimum) and star graphs (maximum) [31],

$$\mathbb{V}[d_{\text{linear}}] = \frac{2}{n} \left(1 - \frac{2}{n} \right),$$

$$\mathbb{V}[d_{\text{star}}] = n - 5 + \frac{4}{n} \left(2 - \frac{1}{n} \right)$$

to borrow the so-called *hubiness coefficient* of a tree [35], defined as

$$hs(T) = \frac{\mathbb{V}[d_T] - \mathbb{V}[d_{\text{linear}}]}{\mathbb{V}[d_{\text{star}}] - \mathbb{V}[d_{\text{linear}}]}.$$

Notice that $0 \leq hs(T) \leq 1$ by definition. The distribution of the hubiness coefficient is shown in Figure 23(b) and confirms that the distribution of variance concentrates around small values, and hints at a tendency of variance to become smaller as n increases.

B Proof of Lemma 3.1

This section is devoted to the proof of Lemma 3.1. To this aim, we use Figure 24 as a visual aid to the proofs. As in its formulation, let $G = (V, E)$ be any graph where $V = \{u_1, \dots, u_n\}$, and π an arrangement of its vertices

$$\pi = (u_1, \dots, u_{i-1}, v, u_{i+1}, \dots, u_{j-1}, w, u_{j+1}, \dots, u_n)$$

where $v = u_i$ and $w = u_j$ for two fixed $i, j \in [n]$, and let

$$\pi' = (u_1, \dots, u_{i-1}, w, u_{i+1}, \dots, u_{j-1}, v, u_{j+1}, \dots, u_n)$$

be the resulting arrangement of swapping vertices w and v and leaving the other vertices in their original positions.

We first prove the equations related to level values.

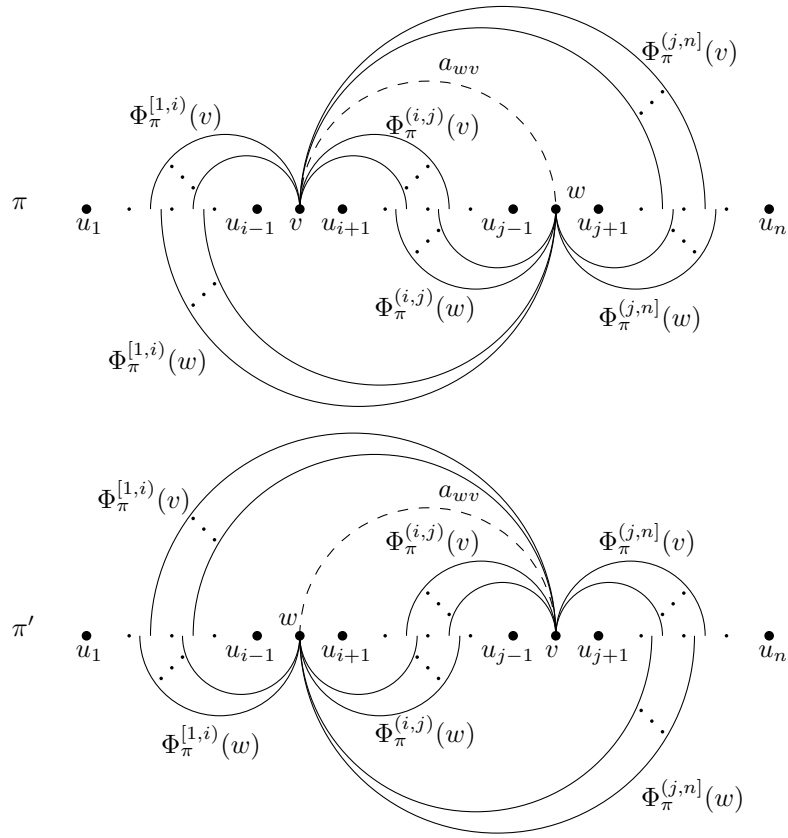


Figure 24: Proof of Lemma 3.1.

Proof of Equations 15 and 19. It is easy to see that the levels of the vertices in $[1, i) \cup (j, n]$ do not change: the only vertices that change positions are v and w but these do not perturb the directional degree of any vertex in $[1, i) \cup (j, n]$. \square

Proof of Equation 17. For this, simply consider any vertex u_k , for $k \in (i, j)$, and the four cases of existence of edge vu_k and of edge wu_k :

$$\begin{aligned} (1) \quad & a_{vu_k} = 0, \quad a_{wu_k} = 0, \quad l_{\pi'}(u_k) - l_{\pi}(u_k) = 0, \\ (2) \quad & a_{vu_k} = 0, \quad a_{wu_k} = 1, \quad l_{\pi'}(u_k) - l_{\pi}(u_k) = -2, \\ (3) \quad & a_{vu_k} = 1, \quad a_{wu_k} = 0, \quad l_{\pi'}(u_k) - l_{\pi}(u_k) = +2, \\ (4) \quad & a_{vu_k} = 1, \quad a_{wu_k} = 1, \quad l_{\pi'}(u_k) - l_{\pi}(u_k) = 0. \end{aligned}$$

With these results, Equation 17 follows easily. \square

Proof of Equation 16. First, notice that

$$l_{\pi}(w) = |\Phi_{\pi}^{(j,n]}(w)| - \left(a_{vw} + |\Phi_{\pi}^{(i,j)}(w)| + |\Phi_{\pi}^{[1,i)}(w)| \right) \quad (36)$$

$$l_{\pi'}(w) = |\Phi_{\pi'}^{(j,n]}(w)| + a_{vw} + |\Phi_{\pi'}^{(i,j)}(w)| - |\Phi_{\pi'}^{[1,i)}(w)|. \quad (37)$$

Then, it is easy to see that Equation 16 follows from the difference of Equation 37 and Equation 36. \square

Proof of Equation 18. As before, first notice that

$$l_{\pi}(v) = |\Phi_{\pi}^{(j,n]}(v)| + a_{vw} + |\Phi_{\pi}^{(i,j)}(v)| - |\Phi_{\pi}^{[1,i)}(v)| \quad (38)$$

$$l_{\pi'}(v) = |\Phi_{\pi'}^{(j,n]}(v)| - \left(a_{vw} + |\Phi_{\pi'}^{(i,j)}(v)| + |\Phi_{\pi'}^{[1,i)}(v)| \right). \quad (39)$$

Then, it is easy to see that Equation 18 follows from the difference of Equation 39 and Equation 38. \square

Now we prove the equations related to cut widths.

Proof of Equations 20 and 22. It is easy to see that the edges in the cuts in the positions in $[1, i)$ and in $(j, n]$ do not change after swapping vertices v and w . \square

Proof of Equation 21. First, recall that (Equation 12), for any $k \in [i, j)$,

$$\begin{aligned} c_{\pi}(k) &= l_{\pi}(u_1) + \cdots + l_{\pi}(u_{i-1}) + l_{\pi}(v) + l_{\pi}(u_{i+1}) + \cdots + l_{\pi}(u_k) \\ c_{\pi'}(k) &= l_{\pi'}(u_1) + \cdots + l_{\pi'}(u_{i-1}) + l_{\pi'}(w) + l_{\pi'}(u_{i+1}) + \cdots + l_{\pi'}(u_k). \end{aligned}$$

Applying Equations 15 and 17 we get that

$$c_{\pi'}(k) - c_{\pi}(k) = l_{\pi'}(w) - l_{\pi}(v) + 2 \sum_{p=i+1}^k (a_{vu_p} - a_{wu_p}).$$

By further applying Equation 16 and regrouping terms inside the summation we get that

$$c_{\pi'}(k) - c_{\pi}(k) = l_{\pi'}(w) - l_{\pi}(v) + 2 \left(a_{vw} + |\Phi_{\pi'}^{(i,j)}(w)| + |\Phi_{\pi'}^{(i,k]}(v)| - |\Phi_{\pi'}^{(i,k]}(w)| \right).$$

\square

C Statistical support for the major conjectures

In this section we provide statistical analyses to support Conjectures 4.3 and 4.4. We analyze the goodness of fit of models for p_n of the following kinds:

- Two power-law models

$$p_n = an^b, \quad (40)$$

$$p_n = an^b + c, \quad (41)$$

- Two exponential models

$$p_n = ae^{nb}, \quad (42)$$

$$p_n = ae^{nb} + c, \quad (43)$$

- One logarithmic model

$$p_n = b \log n + a, \quad (44)$$

where $a, b, c \in \mathbb{R}$ are constants and ‘log’ denotes the natural logarithm. For the exponential and power-law models we provide models with and without additive term (c). The case of the logarithmic model is special as it has an explicit additive term (a) but can be easily expressed equivalently as a model without an explicit additive term, that is, $p_n = \log(n^b e^a)$.

Table 2 presents the figures used to make Figure 6; the values b_n are shown in column ‘Admit Bip’ and p_n is the ratio between ‘Admit Bip’ and ‘Total trees’. Trees were enumerated exhaustively with the algorithm in [13]. The approximation has been calculated via uniformly random sampling of trees with the algorithm in [10]: we used 10^6 samples for $25 \leq n \leq 30$, 10^5 samples for $31 \leq n \leq 40$, and 10^3 samples for $41 \leq n \leq 49$.

Since the actual curve is initially constant, namely $p_n = 1$ for $n \leq 6$, we focus on the best model for $n \geq n_0$ with $n_0 \geq 6$.

C.1 Visual diagnostic

Let us assume $n_0 = 6$. An initial insight into the best model for p_n can be obtained by visualizing the curve in a scale where the model should produce a straight line: a logarithmic model for the log-linear scale, an exponential model with $c = 0$ for the linear-log scale, and a power-law model (with $c = 0$) for the log-log scale.

We observe that the linear-log scale is the setting where the actual curve shows the largest curvature (Figure 25), strongly suggesting that the exponential model is the worst model. A quantitative evaluation the goodness of fit follows.

C.2 Model selection

We apply information-theoretic models selection to find the best model in a non-linear regression setting [50]. This selection procedure is based on Akaike Information Criterion (AIC), that integrates the quality of the fit of the model (residual sum of squares) and a reward for models with less parameters [22]. The best model is the one with smallest AIC.

We use non-linear regression with R function `nls` from package `stats` [50] to find the best values of a , b and c for each model in Equations 40 to 44. The initial values for these parameters (required by the `nls` method) were obtained via linear regression (calculated with the method `lm` from package `stats`) as explained in [50, Section 3.3.2]. The method consists of inferring the initial values of parameters a and b from the values of the best fit of a straight line to the the data after applying the logarithmic transformations such that the model should produce a straight line. The initial value of c is zero for all models.

The summary of the goodness of fit of each model is shown in Table 3. According to AIC, the best model is always a power-law model except for $n_0 = 7$. That best model is always one with an additive term. Thus, the power-law model with additive term is the best predictor for the asymptotic behavior of p_n . Thus we use this finding to support Conjecture 4.4. As for Conjecture 4.3, setting $n_0 \geq 8$ leads to conclude that the two best models according to AIC are power-law models, being the model with the additive term the best model.

n	Total trees	%	Bip	Bip & Non-Bip	Admit Bip	Non-Bip	1-thistle
1	1		1	0	1	0	0
2	1		1	0	1	0	0
3	1		1	0	1	0	0
4	2		2	0	2	0	0
5	3		3	0	3	0	0
6	6		6	0	6	0	0
7	11		10	0	10	1	1
8	23		22	0	22	1	1
9	47		42	1	43	4	4
10	106		98	0	98	8	8
11	235		204	9	213	22	22
12	551		482	11	493	58	58
13	1,301		1,116	49	1,165	136	136
14	3,159		2,662	108	2,770	389	389
15	7,741		6,519	295	6,814	927	927
16	19,320		15,921	857	16,778	2,542	2,541
17	48,629		40,386	1,704	42,090	6,539	6,536
18	123,867		101,108	5,519	106,627	17,240	17,231
19	317,955		260,909	10,322	271,231	46,724	46,703
20	823,065		666,668	37,002	703,670	119,395	119,326
21	2,144,505		1,739,040	70,231	1,809,271	335,234	335,010
22	5,623,756		4,533,137	241,429	4,774,566	849,190	848,563
23	14,828,074		11,915,103	480,781	12,395,884	2,432,190	2,429,966
24	39,299,897		31,575,228	1,530,051	33,105,279	6,194,618	6,188,685
25	10^6	10^{-1}	796,638	32,662	829,300	170,700	170,487
26	10^6	10^{-1}	800,144	34,765	834,909	165,091	164,872
27	10^6	10^{-1}	791,248	33,934	825,182	174,818	174,513
28	10^6	10^{-2}	797,771	31,134	828,905	171,095	170,822
29	10^6	10^{-2}	787,854	34,773	822,627	177,373	177,023
30	10^6	10^{-3}	793,422	28,278	821,700	178,300	177,972
31	10^5	10^{-4}	78,370	3,531	81,901	18,099	18,055
32	10^5	10^{-5}	78,921	2,651	81,572	18,428	18,393
33	10^5	10^{-5}	78,553	3,272	81,825	18,175	18,129
34	10^5	10^{-5}	78,538	2,609	81,147	18,853	18,813
35	10^5	10^{-6}	78,488	3,169	81,657	18,343	18,282
36	10^5	10^{-6}	78,279	2,498	80,777	19,223	19,173
37	10^5	10^{-7}	78,230	3,075	81,305	18,695	18,629
38	10^5	10^{-7}	77,946	2,528	80,474	19,526	19,450
39	10^5	10^{-8}	78,347	2,775	81,122	18,878	18,803
40	10^5	10^{-8}	77,563	2,617	80,180	19,820	19,748
41	10^3	10^{-11}	771	25	796	204	204
42	10^3	10^{-11}	786	15	801	199	199
43	10^3	10^{-11}	770	24	794	206	204
44	10^3	10^{-12}	767	20	787	213	213
45	10^3	10^{-12}	776	19	795	205	205
46	10^3	10^{-13}	780	22	802	198	195
47	10^3	10^{-13}	758	21	779	221	220
48	10^3	10^{-14}	764	33	797	203	203
49	10^3	10^{-14}	769	20	789	211	210

Table 2: Number of trees classified by the type of arrangement by which they are maximizable. From left to right: n , the number of vertices; total number of trees analyzed, equal to t_n for $n \leq 24$; ‘%’: the percentage of trees explored with respect to t_n ; ‘Bip’: number of trees maximizable only by bipartite arrangements; ‘Bip & Non-Bip’: number of trees maximizable by both bipartite and non-bipartite arrangements; ‘Admit Bip’, the sum of the previous two columns; ‘Non-Bip’: number of trees maximizable only by non-bipartite arrangements; ‘1-thistle’: the number of trees maximizable only by non-bipartite arrangements with just one thistle vertex.

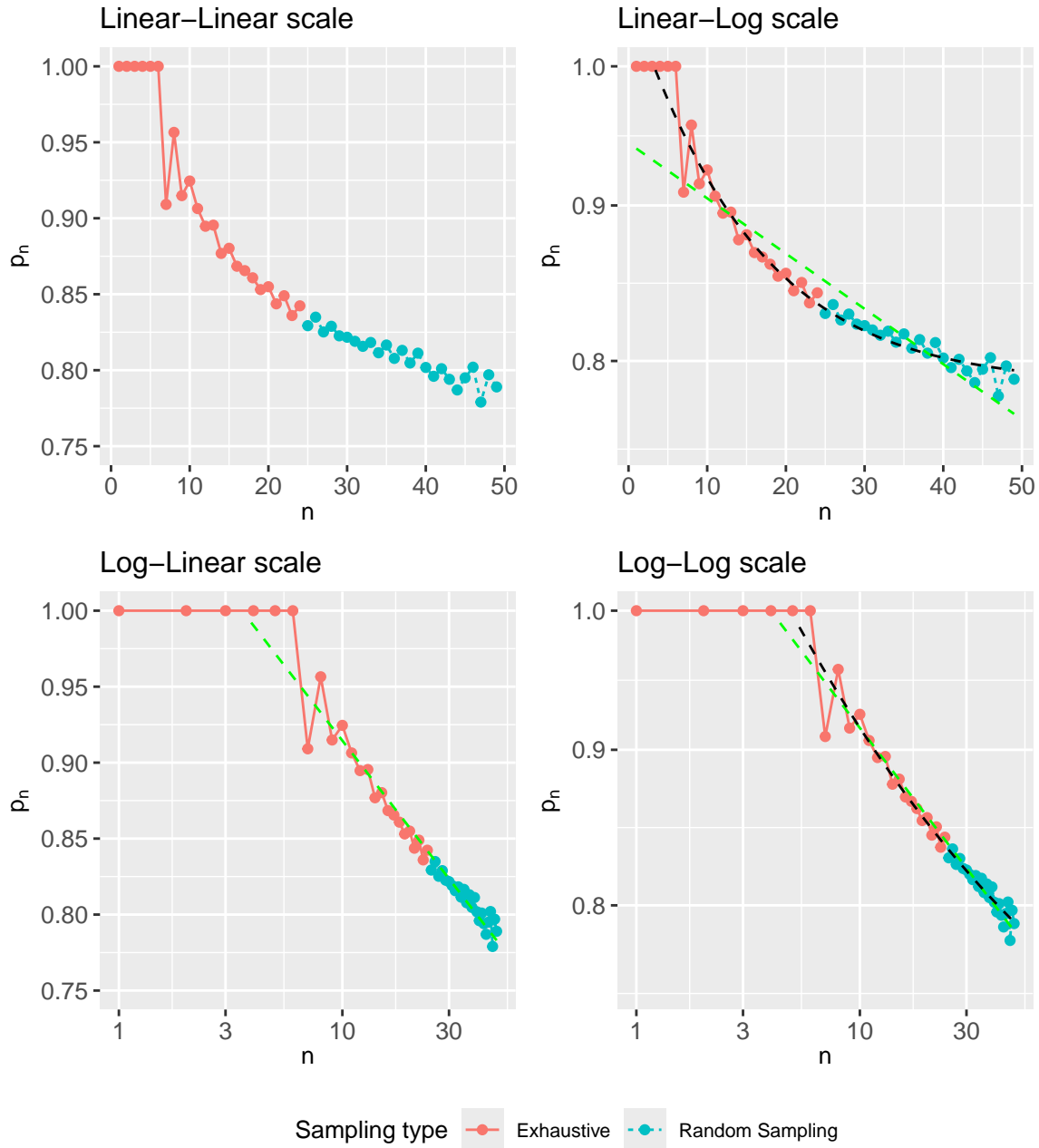


Figure 25: The four combinations of logarithmic scales of Figure 6 along with the best fits of the target model in that scale: each panel contains the model that becomes a straight line in its scale (in green, the models with no additive term ‘ c ’) and the model that becomes a straight line when $c = 0$ (in black, the models with additive term ‘ c ’). That is, in the linear-log scale we show the exponential models (Equation 43); in the log-linear scale we show the logarithmic model (Equation 44); and in the log-log scale we show the power-law models (Equation 41); all for $n_0 = 6$.

In that range of n_0 , the best fit of the power-law model with additive term (Equation 41) produces a constant c for Conjecture 4.3 that is larger than 0.58, that is achieved for $n_0 = 12$. We take that value of c as a reference for Conjecture 4.3. The choice of the power-law model with additive term as a reference for the conjectures is supported by the fact that it is the best model in terms of scores other than AIC (except for $n_0 = 7$): residual sum of squares (RSS), log likelihood ($\log\text{Lik}$) and residual standard error (s) as shown in Table 3.

D Statistics of arrangements

n_0	Model for p_n	a	b	c	RSS	Log likelihood	AIC	s
6	an^b	1.143	-0.096		0.00468049	138.834	-271.069	0.01055
	$an^b + c$	0.659	-0.363	0.630	0.00411180	141.685	-274.343	0.01001
	ae^{bn}	0.944	-0.004		0.01480617	113.498	-220.397	0.01878
	$ae^{bn} + c$	0.269	-0.070	0.786	0.00478299	138.358	-267.690	0.01080
	$b \log n + a$	1.105	-0.083		0.00515706	136.701	-266.803	0.01108
7	an^b	1.122	-0.091		0.00286370	145.748	-284.880	0.00836
	$an^b + c$	0.976	-0.111	0.155	0.00286139	145.765	-282.477	0.00846
	ae^{bn}	0.933	-0.004		0.00775247	124.336	-242.057	0.01375
	$ae^{bn} + c$	0.236	-0.055	0.775	0.00267630	147.203	-285.353	0.00818
	$b \log n + a$	1.088	-0.078		0.00293047	145.252	-283.889	0.00845
8	an^b	1.140	-0.096		0.00173347	152.406	-298.180	0.00658
	$an^b + c$	0.700	-0.437	0.662	0.00125129	159.251	-309.421	0.00566
	ae^{bn}	0.933	-0.004		0.00775149	120.953	-235.274	0.01392
	$ae^{bn} + c$	0.262	-0.067	0.783	0.00164534	153.502	-297.922	0.00650
	$b \log n + a$	1.099	-0.081		0.00203648	149.023	-291.414	0.00714
9	an^b	1.126	-0.092		0.00112495	157.147	-307.645	0.00537
	$an^b + c$	0.660	-0.287	0.573	0.00101146	159.327	-309.543	0.00516
	ae^{bn}	0.925	-0.004		0.00475270	127.607	-248.566	0.01104
	$ae^{bn} + c$	0.239	-0.057	0.777	0.00109906	157.624	-306.138	0.00538
	$b \log n + a$	1.088	-0.078		0.00125576	154.892	-303.135	0.00567
10	an^b	1.129	-0.093		0.00110011	153.267	-299.867	0.00538
	$an^b + c$	0.695	-0.421	0.655	0.00086471	158.082	-307.022	0.00483
	ae^{bn}	0.922	-0.004		0.00433730	125.830	-244.994	0.01068
	$ae^{bn} + c$	0.245	-0.060	0.779	0.00106263	153.960	-298.778	0.00536
	$b \log n + a$	1.089	-0.078		0.00125039	150.706	-294.745	0.00574
11	an^b	1.120	-0.091		0.00089381	152.991	-299.297	0.00491
	$an^b + c$	0.657	-0.323	0.603	0.00080657	154.994	-300.811	0.00473
	ae^{bn}	0.916	-0.003		0.00302715	129.203	-251.721	0.00905
	$ae^{bn} + c$	0.230	-0.053	0.774	0.00089654	152.932	-296.687	0.00499
	$b \log n + a$	1.081	-0.076		0.00097410	151.314	-295.942	0.00513
12	an^b	1.116	-0.090		0.00085976	149.313	-291.919	0.00489
	$an^b + c$	0.655	-0.303	0.588	0.00080465	150.572	-291.931	0.00479
	ae^{bn}	0.912	-0.003		0.00243387	129.542	-252.377	0.00822
	$ae^{bn} + c$	0.223	-0.050	0.772	0.00086852	149.120	-289.028	0.00498
	$b \log n + a$	1.077	-0.075		0.00091513	148.127	-289.548	0.00504

Table 3: The best parameters of each model and the goodness of fit scores for each model for the curve p_n . $n \geq n_0$ is the minimum value of n included in the fit. ‘ RSS ’ is the residual sum of squares, ‘ AIC ’ is the Akaike’s Information Criterion, and ‘ s ’ is the residual standard error. The minimum value of a score given n_0 is highlighted in boldface.

n	l	Bip	Non-bip	Both	n	l	Bip	Non-bip	Both	n	l	Bip	Non-bip	Both	n	l	Bip	Non-bip	Both
6	1	1			14	1	322			17	7	58			20	4	536	654	112
7	1	2				2	93	81	13		8	15	14	3		5	839		
			1			3	110				9	14				6	235	241	43
8	1	7				4	31	24	3		10	3	3	1		7	322		
			1			5	32				11	2				8	93	81	13
						6	8	6			12		1			9	110		
9	1	14				7	7			18	1	2,015				10	31	24	3
			3	1		8	1	1			2	536	654	112		11	32		
						9	1				3	839				12	8	6	
			1		15	1	519				4	235	241	43		13	7		
10	1	32				2	152	147	23		5	322				14	1	1	
			6			3	187				6	93	81	13		15	1		
						4	55	46	9		7	110			21	1	6,668		
			1			5	58				8	31	24	3		2	1,672	2633	237
						6	15	14	3		9	32				3	3,032		
11	1	58				7	14				10	8	6			4	815	1084	116
			14	3		8	3	3	1		11	7				5	1,302		
						9	2				12	1	1			6	372	414	53
			3	1		10		1			13	1				7	519		
					16	1	839			19	1	3,032				8	152	147	23
			1			2	235	241	43		2	815	1084	116		9	187		
12	1	110				3	322				3	1,302				10	55	46	9
			24	3		4	93	81	13		4	372	414	53		11	58		
						5	110				5	519				12	15	14	3
			6			6	31	24	3		6	152	147	23		13	14		
						7	32				7	187				14	3	3	1
			1			8	8	6			8	55	46	9		15	2		
						9	7				9	58				16		1	
13	1	187				10	1	1			10	15	14	3					
			46	9		11	1				11	14							
					17	1	1,302				12	3	3	1					
			14	3		2	372	414	53		13	2							
						3	519				14		1						
			3	1		4	152	147	23	20	1	4,542							
						5	187				2	1,129	1643	260					
			1			6	55	46	9		3	2,015							

Table 4: (Part 1 of 2) Number of n -vertex 2-linear trees, classified by bridge length (l), that are maximizable only by bipartite arrangements ('Bip'), are maximizable only by non-bipartite arrangements ('Non-bip') and are maximizable by both types of arrangements ('Both'). Zeroes are not shown.

n	l	Bip	Non-bip	Both	n	L	Bip	Non-bip	Both	n	L	Bip	Non-bip	Both
22	1	9,738			23	1	14,006			24	1	20,036		
	2	2,245	3880	543		2	3,235	6,042	461		2	4,255	6,684	1067
	3	4,542				3	6,668				3	9,738		
	4	1,129	1643	260		4	1,672	2,633	237		4	2,245	3,880	534
	5	2,015				5	3,032				5	4,542		
	6	536	654	112		6	815	1,084	116		6	1,129	1,643	260
	7	839				7	1,302				7	2,015		
	8	235	241	43		8	372	414	53		8	536	654	112
	9	322				9	519				9	839		
	10	93	81	13		10	152	147	23		10	235	241	43
	11	110				11	187				11	322		
	12	31	24	3		12	55	46	9		12	93	81	13
	13	32				13	58				13	110		
	14	8	6			14	15	14	3		14	31	24	3
	15	7				15	14				15	32		
	16	1	1			16	3	3	1		16	8	6	
	17	1				17	2				17	7		
						18		1			18	1	1	
											19	1		

Table 5: (Part 2 of 2) The format is the same as that of Table 4.

n	p_n	$\Psi(T)$														Kendall τ	p -value		
		0	1	2	3	4	5	6	7	8	9	10	11	12	13			14	
15	88.02	100.00 0.01	100.00 1.64	100.00 6.70	86.13 21.97	93.66 30.95	80.09 26.60	89.97 10.18	65.52 1.87	100.00 0.06								-0.4260	0.1251
16	86.84	100.00 0.01	100.00 0.87	100.00 4.34	87.42 16.17	93.75 28.05	80.83 29.83	86.59 15.94	68.56 4.36	68.35 0.41	0.00 0.01							-0.8740	0.0006
17	86.55	100.00 0.00	100.00 0.46	100.00 2.68	87.08 11.49	92.79 23.76	82.25 30.70	87.68 21.30	76.54 8.19	83.90 1.34	53.66 0.08							-0.7361	0.0337
18	86.08	100.00 0.00	100.00 0.23	100.00 1.63	87.96 7.84	93.15 19.11	83.31 29.24	87.55 25.47	78.35 12.87	79.15 3.24	58.84 0.36	50.00 0.01						-0.8602	0.0003
19	85.30	100.00 0.00	100.00 0.12	100.00 0.95	87.69 5.21	92.49 14.67	83.62 26.22	86.92 27.72	79.81 17.76	81.95 6.19	72.06 1.09	70.51 0.07	0.00 0.00					-0.8840	$8 \cdot 10^{-5}$
20	85.49	100.00 0.00	100.00 0.06	100.00 0.55	88.45 3.35	92.69 10.83	84.56 22.29	87.57 28.03	81.98 22.00	82.95 10.06	75.27 2.52	68.83 0.29	41.94 0.01					-0.8840	0.0001
21	84.37	100.00 0.00	100.00 0.03	100.00 0.31	88.58 2.11	92.35 7.73	84.81 18.13	86.87 26.59	81.60 25.00	82.02 14.36	76.56 4.83	74.38 0.84	63.50 0.06	52.17 0.00				-0.9021	$2 \cdot 10^{-5}$
22	84.90	100.00 0.00	100.00 0.01	100.00 0.17	88.95 1.30	92.55 5.35	85.34 14.17	87.29 23.92	83.34 26.42	83.96 18.50	80.28 7.97	78.11 1.94	69.68 0.24	55.85 0.01	0.00 0.00			-0.1633	$6 \cdot 10^{-6}$
23	83.60	100.00 0.00	100.00 0.01	100.00 0.09	89.02 0.79	92.16 3.61	85.54 10.70	86.93 20.55	82.84 26.25	82.68 21.89	79.05 11.66	77.02 3.74	71.90 0.66	65.31 0.06	44.09 0.00			-0.9387	$3 \cdot 10^{-6}$
24	84.23	100.00 0.00	100.00 0.00	100.00 0.05	89.37 0.47	92.32 2.38	85.94 7.83	87.09 16.95	83.88 24.74	84.07 24.12	81.84 15.49	80.84 6.27	77.45 1.50	72.00 0.19	58.12 0.01	34.62 0.00		-0.9276	$2 \cdot 10^{-6}$

Table 7: (Part 2 of 2) The format is the same as that of Table 6.

References

- [1] Ailsa H. Land and Alison G. Doig. “An Automatic Method of Solving Discrete Programming Problems”. In: *Econometrica* 28.3 (July 1960), p. 497. DOI: [10.2307/1910129](https://doi.org/10.2307/1910129).
- [2] Alexander Rosa. “On certain valuations of the vertices of a graph”. In: *Journal of Graph Theory* (Jan. 1967), pp. 349–355.
- [3] Frank Harary. *Graph Theory*. 2nd. Boca Raton, FL, USA: CRC Press, 1969.
- [4] Solomon W. Golomb. “How to number a graph”. In: *Graph Theory and Computing*. Ed. by Ronald C. Read. Academic Press, 1972, pp. 23–37. ISBN: 978-1-4832-3187-7. DOI: [10.1016/B978-1-4832-3187-7.50008-8](https://doi.org/10.1016/B978-1-4832-3187-7.50008-8). URL: <https://www.sciencedirect.com/science/article/pii/B9781483231877500088>.
- [5] Shimon Even and Yossi Shiloach. *NP-Completeness of several arrangement problems*. Technical Report (CS0043). Technion, Israel Institute of Technology, 1975. URL: <http://www.cs.technion.ac.il/users/wwwb/cgi-bin/tr-info.cgi/1975/CS/CS0043>.
- [6] Michael R. Garey, David S. Johnson, and Larry J. Stockmeyer. “Some Simplified NP-Complete Graph Problems”. In: *Theoretical Computer Science* 1.3 (1976), pp. 237–267. DOI: [10.1016/0304-3975\(76\)90059-1](https://doi.org/10.1016/0304-3975(76)90059-1).
- [7] Mark K. Goldberg and I. A. Klipker. *Minimal placing of trees on a line*. Tech. rep. in Russian. Physico-Technical Institute of Low Temperatures. Academy of Sciences of Ukrainian SSR, USSR, 1976.
- [8] Yossi Shiloach. “A Minimum Linear Arrangement Algorithm for Undirected Trees”. In: *SIAM Journal on Computing* 8.1 (1979), pp. 15–32. DOI: [10.1137/0208002](https://doi.org/10.1137/0208002).
- [9] Charles J. Colbourn and Kellogg S. Booth. “Linear Time Automorphism Algorithms for Trees, Interval Graphs, and Planar Graphs”. In: *SIAM Journal on Computing* 10.1 (1981), pp. 203–225. DOI: [10.1137/0210015](https://doi.org/10.1137/0210015).
- [10] Herbert S. Wilf. “The uniform selection of free trees”. In: *Journal of Algorithms* 2 (2 1981), pp. 204–207. DOI: [10.1016/0196-6774\(81\)90021-3](https://doi.org/10.1016/0196-6774(81)90021-3).
- [11] Fan R. K. Chung. “On optimal linear arrangements of trees”. In: *Computers & Mathematics with Applications* 10.1 (1984), pp. 43–60. DOI: [10.1016/0898-1221\(84\)90085-3](https://doi.org/10.1016/0898-1221(84)90085-3).
- [12] Mihalis Yannakakis. “A Polynomial Algorithm for the Min-Cut Linear Arrangement of Trees”. In: *Journal of the Association for Computing Machinery* 32.4 (Oct. 1985), pp. 950–988. DOI: [10.1145/4221.4228](https://doi.org/10.1145/4221.4228).
- [13] Robert Alan Wright et al. “Constant Time Generation of Free Trees”. In: *SIAM Journal on Computing* 15 (May 1986), pp. 540–548. DOI: [10.1137/0215039](https://doi.org/10.1137/0215039).
- [14] Mikhail Anatolievich Iordanskii. “Minimal numberings of the vertices of trees — Approximate approach”. In: *Fundamentals of Computation Theory*. Ed. by Lothar Budach, Rais Gatič Bukharajev, and Oleg Borisovič Lupanov. Berlin, Heidelberg: Springer Berlin Heidelberg, 1987, pp. 214–217. ISBN: 978-3-540-48138-6.
- [15] Chern-Ching Chao and Wen-Qi Liang. “Arranging n distinct numbers on a line or a circle to reach extreme total variations”. In: *European Journal of Combinatorics* 13.5 (1992), pp. 325–334. DOI: [10.1016/S0195-6698\(05\)80011-3](https://doi.org/10.1016/S0195-6698(05)80011-3).
- [16] William M. Y. Goh and Eric Schmutz. “Unlabeled Trees: Distribution of the Maximum Degree”. In: *Random Structures and Algorithms* 5.3 (1994), pp. 411–440. DOI: [10.1002/rsa.3240050304](https://doi.org/10.1002/rsa.3240050304).
- [17] Alan Agresti and Brent A. Coull. “Approximate is Better than “Exact” for Interval Estimation of Binomial Proportions”. In: *The American Statistician* 52.2 (1998), pp. 119–126. DOI: [10.2307/2685469](https://doi.org/10.2307/2685469).
- [18] Josep Díaz et al. “Layout Problems on Lattice Graphs”. In: *Computing and Combinatorics*. Ed. by Takano Asano et al. Berlin, Heidelberg: Springer Berlin Heidelberg, 1999, pp. 103–112. ISBN: 978-3-540-48686-2.
- [19] Steven Horton. “The Optimal Linear Arrangement problem: Algorithms and Approximation”. PhD thesis. Georgia Institute of Technology, 2000. URL: <https://api.semanticscholar.org/CorpusID:118162661>.
- [20] Thomas H. Cormen et al. *Introduction to Algorithms*. 2nd. Cambridge, MA, USA: The MIT Press, 2001.
- [21] Refael Hassin and Shlomi Rubinstein. “Approximation Algorithms for Maximum Linear Arrangement”. In: *Information Processing Letters* 80.4 (2001), pp. 171–177. DOI: [10.1016/S0020-0190\(01\)00159-4](https://doi.org/10.1016/S0020-0190(01)00159-4).

- [22] Kenneth P. Burnham and David R. Anderson. *Model selection and multimodel inference. A practical information-theoretic approach*. 2nd. New York: Springer, 2002. ISBN: 978-0-387-95364-9. DOI: [10.1007/b97636](https://doi.org/10.1007/b97636).
- [23] Josep Díaz, Jordi Petit, and Maria Serna. “A Survey of Graph Layout Problems”. In: *ACM Computing Surveys* 34.3 (Sept. 2002), pp. 313–356. ISSN: 0360-0300. DOI: [10.1145/568522.568523](https://doi.org/10.1145/568522.568523).
- [24] Robert A. Hochberg and Matthias F. Stallmann. “Optimal one-page tree embeddings in linear time”. In: *Information Processing Letters* 87.2 (2003), pp. 59–66. ISSN: 0020-0190. DOI: [10.1016/S0020-0190\(03\)00261-8](https://doi.org/10.1016/S0020-0190(03)00261-8).
- [25] Ramon Ferrer-i-Cancho. “Euclidean distance between syntactically linked words”. In: *Physical Review E* 70 (5 Nov. 2004), p. 056135. DOI: [10.1103/PhysRevE.70.056135](https://doi.org/10.1103/PhysRevE.70.056135).
- [26] Jordi Petit. “Experiments on the Minimum Linear Arrangement Problem”. In: *ACM J. Exp. Algorithmics* 8 (Dec. 2004). ISSN: 1084-6654. DOI: [10.1145/996546.996554](https://doi.org/10.1145/996546.996554).
- [27] Anna de Mier. “ k -noncrossing and k -nonnesting graphs and fillings of Ferrers diagrams”. In: *Electronic Notes in Discrete Mathematics* 28 (2007). 6th Czech-Slovak International Symposium on Combinatorics, Graph Theory, Algorithms and Applications, pp. 3–10. DOI: [10.1016/j.endm.2007.01.002](https://doi.org/10.1016/j.endm.2007.01.002).
- [28] Daniel Gildea and David Temperley. “Optimizing Grammars for Minimum Dependency Length”. In: *Proceedings of the 45th Annual Meeting of the Association of Computational Linguistics*. Prague, Czech Republic: Association for Computational Linguistics, June 2007, pp. 184–191. URL: <https://www.aclweb.org/anthology/P07-1024>.
- [29] Nataša Pržulj. “Biological Network Comparison Using Graphlet Degree Distribution”. In: *Bioinformatics* 23.2 (Jan. 2007), e177–e183. DOI: [10.1093/bioinformatics/btl1301](https://doi.org/10.1093/bioinformatics/btl1301).
- [30] Jordi Petit. “Addenda to the Survey of Layout Problems”. In: *Bulletin of the EATCS* 105 (2011), pp. 177–201. URL: <http://albcom.lsi.upc.edu/ojs/index.php/beatcs/article/view/30>.
- [31] Ramon Ferrer-i-Cancho. “Hubiness, length, crossings and their relationships in dependency trees”. In: *Glottometrics* 25 (2013), pp. 1–21. URL: <http://hdl.handle.net/2117/176972>.
- [32] Brendan D. McKay and Adolfo Piperno. “Practical graph isomorphism, II”. In: *Journal of Symbolic Computation* 60 (2014), pp. 94–112. ISSN: 0747-7171. DOI: [10.1016/j.jsc.2013.09.003](https://doi.org/10.1016/j.jsc.2013.09.003).
- [33] Rafael Andrade et al. “Minimum Linear Arrangements”. In: *Electronic Notes in Discrete Mathematics* 62 (2017). LAGOS’17 – IX Latin and American Algorithms, Graphs and Optimization, pp. 63–68. ISSN: 1571-0653. DOI: [10.1016/j.endm.2017.10.012](https://doi.org/10.1016/j.endm.2017.10.012). URL: <https://www.sciencedirect.com/science/article/pii/S1571065317302500>.
- [34] Matt DeVos and Kathryn Nurse. “A Maximum Linear Arrangement Problem on Directed Graphs”. In: *arXiv* (2018). arXiv: [1810.12277](https://arxiv.org/abs/1810.12277) [cs.DS].
- [35] Ramon Ferrer-i-Cancho, Carlos Gómez-Rodríguez, and Juan Luis Esteban. “Are crossing dependencies really scarce?” In: *Physica A: Statistical Mechanics and its Applications* 493 (2018), pp. 311–329. DOI: [10.1016/j.physa.2017.10.048](https://doi.org/10.1016/j.physa.2017.10.048).
- [36] Joseph A. Gallian. “Graph Labeling”. In: *The Electronic Journal of Combinatorics* 1000 (Dec. 2018). DOI: [10.37236/27](https://doi.org/10.37236/27).
- [37] Charles R. Johnson and Carlos M. Saiago. *Eigenvalues, Multiplicities and Graphs*. Cambridge Tracts in Mathematics. Cambridge University Press, 2018. DOI: [10.1017/9781316155158](https://doi.org/10.1017/9781316155158).
- [38] Patrick Bennett, Sean English, and Maria Talanda-Fisher. “Weighted Turán problems with applications”. In: *Discrete Mathematics* 342 (8 Aug. 2019), pp. 2165–2172. DOI: [10.1016/j.disc.2019.04.007](https://doi.org/10.1016/j.disc.2019.04.007).
- [39] Kathryn Nurse. “Maximum linear arrangement of directed graphs”. MA thesis. Simon Fraser University, 2019. URL: <https://summit.sfu.ca/item/19406>.
- [40] Noujan Pashanasangi and C. Seshadhri. “Efficiently Counting Vertex Orbits of All 5-Vertex Subgraphs, by EVOKE”. In: *Proceedings of the 13th International Conference on Web Search and Data Mining*. WSDM ’20. Houston, TX, USA: Association for Computing Machinery, 2020, pp. 447–455. ISBN: 9781450368223. DOI: [10.1145/3336191.3371773](https://doi.org/10.1145/3336191.3371773).

- [41] Tanay Wakhare, Eric Wityk, and Charles R. Johnson. “The proportion of trees that are linear”. In: *Discrete Mathematics* 343.10 (2020), p. 112008. DOI: [10.1016/j.disc.2020.112008](https://doi.org/10.1016/j.disc.2020.112008). URL: <https://www.sciencedirect.com/science/article/pii/S0012365X20301941>.
- [42] Lluís Alemany-Puig, Juan Luis Esteban, and Ramon Ferrer-i-Cancho. “The Linear Arrangement Library. A new tool for research on syntactic dependency structures”. In: *Proceedings of the Second Workshop on Quantitative Syntax (Quasy, SyntaxFest 2021)*. Sofia, Bulgaria: Association for Computational Linguistics, Dec. 2021, pp. 1–16. URL: <https://arxiv.org/abs/2112.02512>.
- [43] Ramon Ferrer-i-Cancho, Carlos Gómez-Rodríguez, and Juan Luis Esteban. “Bounds of the sum of edge lengths in linear arrangements of trees”. In: *Journal of Statistical Mechanics: Theory and Experiment* 2021 (2 Feb. 2021), p. 023403. DOI: [10.1088/1742-5468/abd4d7](https://doi.org/10.1088/1742-5468/abd4d7). URL: <https://arxiv.org/abs/2006.14069>.
- [44] Lluís Alemany-Puig, Juan Luis Esteban, and Ramon Ferrer-i-Cancho. “Minimum projective linearizations of trees in linear time”. In: *Information Processing Letters* 174 (2022), p. 106204. DOI: [10.1016/j.ipl.2021.106204](https://doi.org/10.1016/j.ipl.2021.106204). URL: <https://arxiv.org/abs/2102.03277>.
- [45] Ramon Ferrer-i-Cancho et al. “Optimality of syntactic dependency distances”. In: *Physical Review E* 105 (1 Jan. 2022), p. 014308. DOI: [10.1103/PhysRevE.105.014308](https://doi.org/10.1103/PhysRevE.105.014308). URL: <https://arxiv.org/abs/2007.15342>.
- [46] Michael Zündorf. “Minimum Linear Arrangement revisited”. MA thesis. Karlsruhe Institute of Technology, 2022. URL: https://scale.iti.kit.edu/_media/resources/theses/ma_zuendorf.pdf.
- [47] Brendan McKay. Personal communication. Sept. 14, 2023.
- [48] Lluís Alemany-Puig, Juan Luis Esteban, and Ramon Ferrer-i-Cancho. “The maximum linear arrangement problem for trees under projectivity and planarity”. In: *Information Processing Letters* 183 (2024), p. 106400. DOI: [10.1016/j.ipl.2023.106400](https://doi.org/10.1016/j.ipl.2023.106400). URL: <https://arxiv.org/abs/2206.06924>.
- [49] Brendan D. McKay and Adolfo Piperno. *nauty and Traces*. <https://pallini.di.uniroma1.it/>. Accessed: 2021-06-10.
- [50] Christian Ritz and Jens Carl Streibig. *Non-linear regression with R*. 1st. Use R! New York: Springer. ISBN: 978-0-387-09615-5. DOI: [10.1007/978-0-387-09616-2](https://doi.org/10.1007/978-0-387-09616-2).
- [51] Neil James Alexander Sloane. *The On-Line Encyclopedia of Integer Sequences - A338706 - Number of 2-linear trees on n nodes*. <https://oeis.org/A338706>. Accessed: 2022-10-07. 1964-2023.
- [52] Neil James Alexander Sloane. *The On-Line Encyclopedia of Integer Sequences - Amount of unlabeled free trees*. <https://oeis.org/A000055>. Accessed: 2020-11-23. 1964-2023.
- [53] Neil James Alexander Sloane. *The On-Line Encyclopedia of Integer Sequences - Number of spider trees*. <https://oeis.org/A004250>. Accessed: 2020-11-08. 1964-2023.