

# Can Helicity Modulus Be Defined For Boundary Conditions With Finite Twist?

Gaurav Khairnar, Thomas Vojta\*

*Department of Physics, Missouri University of Science and Technology, Rolla, MO, USA, 65401*

(Dated: August 29, 2024)

We study the response of a two-dimensional classical XY model to a finite (non-infinitesimal) twist of the boundary conditions. We use Monte Carlo simulations to evaluate the free energy difference between periodic and twisted-periodic boundary conditions and find deviations from the expected quadratic dependence on the twist angle. Consequently, the helicity modulus (spin-stiffness) shows a non-trivial dependence on the twist angle. We show that the deviation from the expected behavior arises because of the mixing of states with opposite chirality which leads to an additional entropy contribution in the quasi-long-range ordered phase. We give an improved prescription for the numerical evaluation of the helicity modulus, and we discuss the spontaneous breaking of the chiral symmetry for anti-periodic boundary conditions. We also discuss applications to discrete spin systems and some experimental scenarios where boundary conditions with finite twist are necessary.

## I. INTRODUCTION

The study of magnetic materials with the help of spin models such as the Ising or Heisenberg models has resulted in tremendous progress in condensed matter physics. For clean systems with short-range interactions, surface energies are negligible, and the choice of boundary conditions does not affect the thermodynamic bulk behavior. On the other hand, in disordered systems such as spin glasses, effects of various boundary conditions have been a topic of active interest [1–3]. In the presence of long-range interactions in an Ising spin system, different choices of boundary condition lead to seemingly different thermodynamic behaviors. By choosing artificial coupling-dependent boundary condition, an uncountable number of exotic spin states of the ground state can be generated at any temperature, whereas free boundary conditions, which are considered physical, do not generate the same effect [4]. In XY or Heisenberg spin glasses, small rotations at the boundary are expected to yield non-smooth changes in the ground state [5]. In these systems, different boundary conditions are advantageous for revealing the numerous phases and their physical properties [6–8].

Even in system in which the boundary conditions do not affect the bulk behavior, they can have interesting and observable consequences. For example, thermodynamic Casimir forces [9], which arise due to the confinement of critical order parameter fluctuations, were found to be affected by the boundary conditions [10–14]. Moreover, the response of a system to a change in boundary conditions can be employed as a tool to measure (bulk) equilibrium properties.

In this paper, we reconsider the seemingly simple but surprisingly complex effects of a finite (non-infinitesimal) twist of the boundary conditions on a ferromagnetic XY system. Arguments put forward by Brown and Ciftan [15] in the context of the three-dimensional Heisenberg

model suggest that the mixing of states with different chirality plays an important role and affects the observed helicity modulus. However, a quantitative understanding of this effect and its origins has not been achieved yet. We therefore study this question in detail for the two-dimensional classical XY model by means of large-scale Monte Carlo simulations. We find that the free energy cost of a non-infinitesimal twist in the boundary condition in the quasi long-range ordered (QLRO) low-temperature phase deviates from the expected quadratic dependence on the twist angle. Mixing of states with opposite chirality provides an extra entropy contribution which takes the value  $\ln(2)$  (in units in which  $k_B = 1$ ) for a  $\pi$ -twist. Beyond their intrinsic interest, our results potentially apply to experiments aimed at detecting the Berezinskii–Kosterlitz–Thouless (BKT) transition [16, 17]. They are also important for systems with discrete  $Z(N)$  (clock) order parameter symmetry where any twist in the boundary conditions is necessarily non-infinitesimal. In addition, our findings enable novel numerical algorithms for computing the helicity modulus in simulations.

Our paper is organized as follows. In section II, we introduce the XY Hamiltonian under boundary conditions with an arbitrary twist, and we define the helicity modulus. Section III contains the details of the numerical simulations. In section IV, we present our results for the dependence of the free energy on the twist angle and discuss the resulting helicity modulus. We also analyze the spontaneous breaking of the chiral symmetry that occurs for antiperiodic boundary conditions below the BKT transition. We conclude in section V.

## II. THE MODEL

We are interested in the classical XY model, a system of planar spins described by the Hamiltonian

$$H = -J \sum_{\langle ij \rangle} \mathbf{S}_i \cdot \mathbf{S}_j = -J \sum_{\langle ij \rangle} \cos(\phi_i - \phi_j). \quad (1)$$

\* grktmk@mst.edu, vojta@mst.edu

Here,  $J > 0$  denotes the ferromagnetic exchange interaction (which will be set to unity in the simulations), the sum is over pairs of nearest neighbors on a  $d$ -dimensional hypercubic lattice, and  $\mathbf{S} = (S_x, S_y)$  is a two-component unit vector. Equivalently, the XY spins can be represented by their phases  $\phi$ , defined via  $S_x = \cos \phi$ ,  $S_y = \sin \phi$ . Twisted boundary conditions can be implemented by fixing the spins at two opposite boundaries at specific orientations (phases) with a fixed angle  $\Theta$  between them. Alternatively, we consider the Hamiltonian (1) with periodic boundary conditions and modify the interactions across one of the boundaries to introduce the twist. This is achieved by replacing the interaction terms across the chosen boundary by  $-J \cos(\phi_i - \phi_j - \Theta)$ . We call these boundary conditions twisted-periodic, and the usual periodic boundary conditions are recovered for  $\Theta = 0$ .

The phase diagram of the classical XY model is well-understood. Long-range order is impossible in one and two dimensions at any nonzero temperature due to the Mermin-Wagner theorem [18]. In three and higher dimensions, there is a phase transition between a paramagnetic high-temperature phase and a ferromagnetic low-temperature phase. The two-dimensional XY model is special because the system undergoes a BKT phase transition into a quasi long-range ordered low-temperature phase.

In a long-range ordered or quasi long-range ordered phase, a twist in the boundary conditions increases the system's free energy. The system can lower its free energy by distributing the total twist (angular difference)  $\Theta$  over the entire sample, i.e., by gradually changing the average orientation of the spins in the bulk. For a system of linear size  $L$ , the lowest free energy is expected when the average phase changes by  $\Theta/L$  between neighboring sites (in the direction the twist is applied). For large  $L$ , this local phase change is small, which suggests that the free energy can be expanded in powers of  $\Theta/L$ . As the free energy difference  $\Delta F$  between the twisted and untwisted systems must be an even function of  $\Theta$ , the expansion is expected to take the form

$$\Delta F = F_\Theta - F_0 = \frac{\rho_s}{2} \left( \frac{\Theta}{L} \right)^2 L^d \quad (2)$$

to quadratic order in  $\Theta/L$ . This relation can be understood as a definition of the helicity modulus (or spin stiffness)  $\rho_s$ ,

$$\rho_s(\Theta) = \frac{2\Delta F}{\Theta^2} L^{2-d}. \quad (3)$$

This definition still depends on the value of the imposed twist angle  $\Theta$ . Some papers in the literature including the seminal work by Fisher, Barber, and Jasnow [19] define the helicity modulus via a twist angle of  $\pi$ , i.e., via the free energy difference between periodic and antiperiodic boundary conditions (in analogy with the study of interfacial energies in Ising models). Other authors define the helicity modulus via the response to an infinitesimal

twist (in the spirit of linear response theory),

$$\rho_{s0} = \rho_s(0) = \left( \frac{\partial^2 F}{\partial \Theta^2} \right)_{\Theta=0} L^{2-d}. \quad (4)$$

It has generally been assumed that the two definitions lead to the same stiffness values because the local, layer-to-layer twist  $\Theta/L$  is small in either case (in the thermodynamic limit), justifying the expansion (2) of the free energy [20, 21]. However, we will see that this is not the case, at least not in two space dimensions.

The definition (4) has the advantage that the second derivative of the free energy can be expressed in terms of appropriate correlation functions of the untwisted system. This leads to the formula [22]

$$\left( \frac{\partial^2 F}{\partial \Theta^2} \right)_{\Theta=0} = \frac{1}{L^{2-d}} \sum_{\langle ij \rangle} J \langle \cos(\phi_i - \phi_j) \rangle (x_i - x_j)^2 - \frac{\beta}{L^{2-d}} \left\langle \left\{ \sum_{\langle ij \rangle} J \sin(\phi_i - \phi_j) (x_i - x_j) \right\}^2 \right\rangle \quad (5)$$

where  $x_i$  is the coordinate of site  $i$  in the twisted direction, and  $\langle \dots \rangle$  denotes the thermodynamic average evaluated at  $\Theta = 0$ . This formula allows the evaluation of the helicity modulus without actually having to apply twisted boundary conditions.

As the paramagnetic phase is insensitive to the boundary conditions, the free energy difference decays exponentially with system size,  $\Delta F \sim e^{-L/\xi}$ , where  $\xi$  is the correlation length. This implies  $\rho_s = 0$  in the paramagnetic phase in the thermodynamic limit. In contrast,  $\Delta F$  is expected to scale as  $L^{d-2}$  in an ordered or quasi long-range ordered phase, and the helicity modulus is finite. In two dimensions,  $\rho_s$  is known to have a universal jump at the BKT phase transition. For  $d > 2$ ,  $\rho_s$  vanishes continuously at  $T_c$ , governed by critical behavior of the phase transition. In the rest of the paper, we focus on two dimensions, but we will comment on higher dimensions in the concluding section.

### III. NUMERICAL SIMULATIONS

We perform large-scale Monte Carlo simulations to evaluate the free energy difference between systems with periodic and twisted-periodic boundary conditions. The free energy cannot be measured directly in a standard Monte Carlo simulation. Instead, it can be evaluated explicitly by integrating the internal energy  $U = \langle H \rangle$  over the inverse temperature  $\beta = 1/T$ ,

$$F(T) = F(T_0) + T \int_{\beta_0}^{\beta} d\beta' U(\beta'). \quad (6)$$

We choose the starting temperature  $T_0$  sufficiently high (well above the BKT transition) such that the free energies of the twisted and untwisted systems agree with each other within the statistical errors. This ensures that  $F(T_0)$  drops out of the free energy difference (2). We

note that there are alternative approaches that allow one to directly measure the free energy difference between different boundary conditions in a simulation. This is achieved by including appropriate boundary terms as dynamical variables in the Monte Carlo scheme (see, e.g., Refs. [23, 24]). The challenge in these approaches is to ensure a sufficiently rapid relaxation of the boundary variables, especially in the absence of cluster algorithms.

Our simulations employ both the single spin-flip Metropolis algorithm [25, 26] and the Wolff cluster-flip algorithm [27]. For systems with periodic boundary conditions, the efficient Wolff algorithm greatly reduces critical slowing down. Thus, a full MC sweep consists of one Metropolis sweep followed by one Wolff sweep for the case of periodic boundary conditions. However, for twisted-periodic boundary conditions with twist angle  $0 < \Theta < \pi$ , the Wolff algorithm cannot be employed. This stems from the fact that the angle between two spins of a Wolff cluster is not preserved (but rather changes sign) when the cluster is flipped. Consequently, the cluster flip changes the energy of a twisted bond inside the cluster, invalidating the algorithm. In the case of twisted-periodic boundary conditions with  $0 < \Theta < \pi$ , we therefore only employ Metropolis sweeps. For a twist angle of exactly  $\pi$ , the twisted bonds effectively become antiferromagnetic as  $\cos(\Delta\phi - \pi) = -\cos(\Delta\phi)$ . The energy of an antiferromagnetic bond is invariant under a sign change of  $\Delta\phi$ , and the Wolff algorithm can be used.

To facilitate the numerical integration (6) for the free energy, we initiate the simulations at the highest temperature  $T_0$  (using a “hot” start, i.e., all spins are randomly oriented at the beginning of the simulation). The temperature is then reduced in small steps  $dT$  until the desired final temperature is reached. Most production simulations started from  $T_0 = 30$ , much higher than the BKT transition temperature of  $T_c = 0.89290(5)$  [28]. The temperature step  $dT$  is gradually decreased from  $dT = 0.5$  at  $T_0$  to  $dT = 0.02$  in the transition region and below. To check how sensitive the free energy difference  $\Delta F$  is to these parameters, we performed tests with  $T_0$  as high as 90 and  $dT$  as low as 0.01. The free energy differences resulting from these test calculations agreed with the production results within their statistical errors.

For periodic boundary conditions, we perform up to 2000 full equilibration sweeps (each consisting of a Metropolis sweep followed by a Wolff sweep) and up to 8000 full measurement sweeps at each temperature step. For twisted-periodic boundary conditions, we perform up to about 80 000 (Metropolis only) equilibration sweeps and up to about 160 000 measurement sweeps. (As usual, the quality of the equilibration was confirmed by comparing the results of hot and cold starts.) We simulate systems of linear sizes up to  $L^2 = 80^2$  and average the results over about 5000 samples. Each sample is subjected to periodic and twisted-periodic boundary conditions, and the resulting free energies are compared to evaluate the helicity modulus from eq. (3).

We use an ensemble method (see, e.g., Ref. [29])

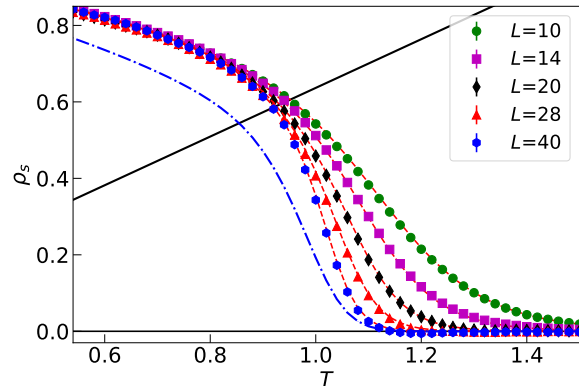


FIG. 1. Helicity modulus  $\rho_s(\Theta)$  as a function of temperature  $T$  for different system sizes  $L$ . The filled symbols show  $\rho_s$  for a twist of  $\Theta = \pi/6$ , obtained from the definition eq. (3) using the free energies eq. (6). The dotted lines show  $\rho_{s0}$  for an infinitesimal twist measured in the untwisted system via eq. (5). The helicity modulus values for these two cases agree within their statistical errors (which are comparable to or smaller than the symbol sizes). The straight solid line corresponds to  $\rho_s = 2T/\pi$ , it intersects the stiffness curves at temperatures  $T^*(L)$ . The critical temperature  $T_c$  is obtained by extrapolating  $T^*(L)$  to the thermodynamic limit according to eq. (7). This extrapolation gives  $T_c = 0.891(7)$ . In contrast, the helicity modulus values for a twist of  $\Theta = \pi$ , shown as dash-dotted line for  $L = 40$ , are significantly lower than the other data.

to estimate the error of the free energy. We generate a large ensemble of synthetic internal energy curves  $U_i(T) = U(T) + r(T) \Delta U(T)$ , where  $\Delta U$  is the statistical error obtained from Monte Carlo and  $r(T)$  is a random number chosen from a normal distribution of unit variance. Integrating these curves via (6) generates an ensemble of free energies  $F_i$ . Mean and standard deviation of this ensemble are then propagated through eq. (3) to find the helicity modulus and the associated error.

## IV. RESULTS

### A. Free energy response to finite twist

We now turn to our results for the response of the two-dimensional XY model to various twists in the boundary conditions. Figure 1 shows the helicity modulus  $\rho_s(\Theta)$  as a function of temperature for three different cases, viz., an infinitesimal twist, a twist of  $\Theta = \pi/6$ , and a twist of  $\Theta = \pi$ . For the infinitesimal twist,  $\rho_s$  is measured in the untwisted system via eq. (5). For the finite twists,  $\rho_s$  is obtained from the free energy difference between simulations with twisted and untwisted boundary conditions, as explained in Sec. III. The resulting  $\rho_s$  values for the infinitesimal twist and  $\Theta = \pi/6$  agree within their statistical errors, giving us additional confidence in our

numerical approach.

The helicity modulus curves can be used to find the critical temperature. In the thermodynamic limit,  $\rho_s$  vanishes in the disordered phase whereas it is nonzero in the quasi long-range ordered phase. The BKT transition is marked by a universal jump in  $\rho_s$ . Using the Kosterlitz-Nelson relation,  $T_c$  can be identified by the intersection of the infinite-system  $\rho_s$  vs.  $T$  curve with a straight line of slope  $2/\pi$  [30]. As the correlation length increases exponentially for  $T \rightarrow T_c$  at a BKT transition, finite-size corrections take a logarithmic form. Thus,  $T_c$  is found by extrapolating  $T^*(L)$ , the temperature at which the  $\rho_s$  vs.  $T$  curve for size  $L$  intersects the line of slope  $2/\pi$ , according to

$$T^*(L) = T_c + \frac{A}{\ln^2(bL)} \quad (7)$$

where  $A, b$  are non-universal fitting parameters. We find  $T_c = 0.891(7)$  from twisted boundary conditions with  $\Theta = \pi/6$ , which agrees with high-accuracy results in the literature [28, 31–33].

We also studied a twist of  $\Theta = \pi$ . Unexpectedly, the helicity modulus values resulting from eq. (3) in this case are significantly below the values for smaller  $\Theta$ , as shown in Fig. 1. It is worth emphasizing that this happens even though the layer-to-layer twist  $\Theta/L$  remains small compared to unity, justifying the expansion that leads to eq. (2). What is the reason for this surprising discrepancy? Arguments put forward in Ref. [15] suggest that the chirality of the twist plays an important role.

So far we have considered thermodynamic states that fulfill the global twist  $\Theta$  in, say, clockwise direction by introducing an average clockwise twist of  $\Theta/L$  between neighboring layers. However, the same global twist can be achieved by a counter-clockwise twist with local angle of  $(2\pi - \Theta)/L$  between consecutive layers. At low temperatures, the additional free energy for a twist in the “wrong” direction is much larger than  $k_B T$ . Therefore, this state is exponentially suppressed. Local twist angles corresponding to higher winding numbers can also be ruled out using the same argument. However, with increasing temperature, states of both chiralities (and higher winding numbers) will be mixed, leading to an extra entropic contribution to the free energy. Importantly,  $\Theta = \pi$  is a special case that allows the mixing of opposite chiralities even at  $T = 0$ . Let us now quantitatively study the mixing of the states as twist, temperature and system size is varied.

According to eq. (2), we expect the free energy difference between the twisted and untwisted systems to behave as  $\Delta F \propto \Theta^2$ , at least as long as higher-order terms in  $\Theta/L$  can be neglected. We have studied the  $\Theta$  dependence of  $\Delta F$  systematically at various temperatures in the quasi long-range ordered phase close to  $T_c$ ; the results are presented in Fig. 2. The figure shows that  $\Delta F$  follows the quadratic  $\Theta$  dependence up to about  $\Theta = 2\pi/3$  but significant deviations are observed for larger twist angles. The special case of anti-periodic boundary con-

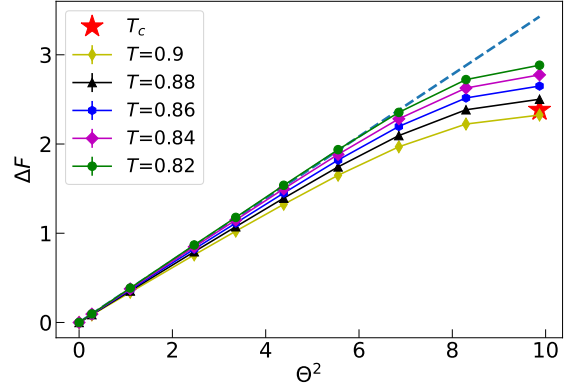


FIG. 2. Free energy difference  $\Delta F$  vs. squared twist angle  $\Theta^2$  for size  $L = 40$  and several temperatures close to  $T_c$ . The dotted line shows a fit of  $\Delta F$  for  $T = 0.82$  to a quadratic  $\Theta$  dependence in the range  $0 \leq \Theta^2 \leq (2\pi/3)^2$ .  $\Delta F$  at  $T_c \approx 0.893$ , obtained using eq. (8) is marked by the star symbol.

ditions ( $\Theta = \pi$ ) right at the BKT transition temperature was already studied by Hasenbusch [34, 35]. He derived an expression for the ratio of the partition functions with periodic and antiperiodic boundary conditions in the two-dimensional XY model. It includes the leading finite-size corrections and reads

$$\frac{Z_{\Theta=\pi}}{Z_{\Theta=0}} = 0.08643(1) - \frac{0.1358(1)}{\ln(L) + C}, \quad (8)$$

where the constant  $C$  approximately captures contributions from higher order terms. For the purpose of comparing with our Monte Carlo results, we set  $C = 4.3$  as in Ref. [34]. The free energy difference  $\Delta F$  resulting from this formula agrees well with our data, see Fig. 2.

We attribute the deviation of  $\Delta F$  from the quadratic  $\Theta$  dependence to the mixing of states of opposite chirality which becomes more pronounced as  $\Theta$  approaches  $\pi$ . To quantify this mechanism, we determine the excess free energy due to the mixing. To this end, we first fit a quadratic function to  $\Delta F(\Theta)$  in the range  $0 \leq \Theta \leq 2\pi/3$  (separately for each system size). Denoting the fit function by  $\Delta F_{\text{fit}}(L, T, \Theta)$ , we define the excess free energy  $\delta\Delta F$  at twist angle  $\pi$  as the difference between  $\Delta F_{\text{fit}}(L, T, \pi)$  and the  $\Delta F_{\text{MC}}(L, T, \pi)$  obtained from MC,

$$\delta\Delta F(L, T, \pi) = \Delta F_{\text{fit}}(L, T, \pi) - \Delta F_{\text{MC}}(L, T, \pi). \quad (9)$$

In other words,  $\Delta F_{\text{fit}}$  is the free energy cost of the twist expected if only states of one chirality contribute, whereas  $\delta\Delta F$  captures the additional free energy due to chirality mixing.

Figure 3 shows the excess free energy  $\delta\Delta F$  for twist angle  $\pi$  as a function of temperature  $T$  for various system sizes. For temperatures  $T > T_c$ , in the disordered phase,  $\delta\Delta F$  decreases with increasing system size and appears to vanish in the thermodynamic limit. For temperatures

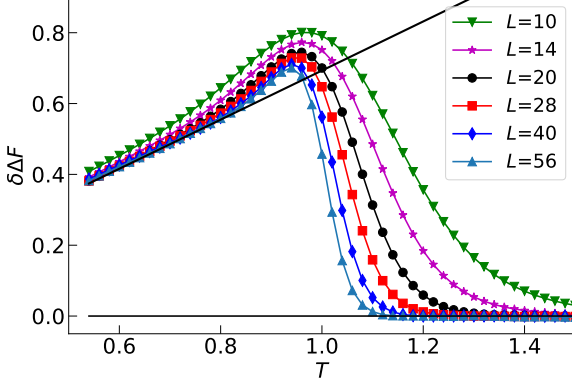


FIG. 3. Excess free energy  $\delta\Delta F(L, T, \pi)$  defined in eq. (9) for a twist angle of  $\pi$  as a function of temperature  $T$  for different system sizes. The solid line represents the function  $T \ln(2)$ .

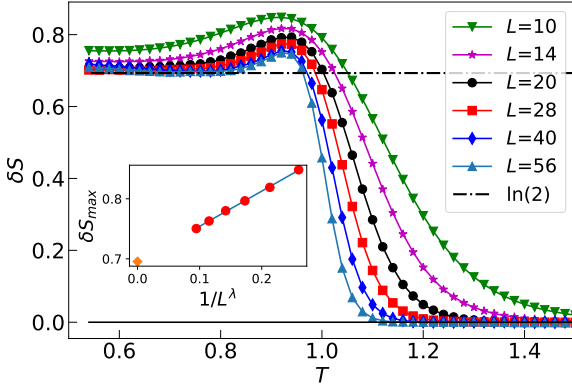


FIG. 4. Excess entropy  $\delta S$  due to the mixing of chiralities vs. temperature  $T$  for different system sizes. The solid horizontal line corresponds to  $\delta S = \ln(2)$ . The inset shows the extrapolation of the maximum value of each  $\delta S$  vs.  $T$  curve to infinite system size. The extrapolation gives  $\delta S_{\max}(L = \infty) = 0.69(1)$  and agrees with  $\ln(2)$ .

$T < T_c$ , in contrast,  $\delta\Delta F$  approaches a nonzero limit for  $L \rightarrow \infty$ . This infinite-system limit of  $\delta\Delta F$  follows the function  $T \ln(2)$  as temperature goes to zero [36].

As the excess free energy is expected to be entropic in nature, we define  $\delta S = \delta\Delta F/T$  as the excess entropy due to the mixing of chiralities. Our numerical results for the excess entropy are presented in Fig. 4. The figure shows that  $\delta S$  approaches zero with increasing system size for high temperatures while it appears to approach a constant for low temperatures. In fact, the figure suggests that  $\delta S$  approaches a step function in the thermodynamic limit. To determine the step height and position, we extrapolate the peak value  $\delta S_{\max}$  of the  $\delta S$  vs.  $T$  curves using,

$$\delta S_{\max}(L) = \delta S_{\max}(\infty) + aL^{-\lambda} \quad (10)$$

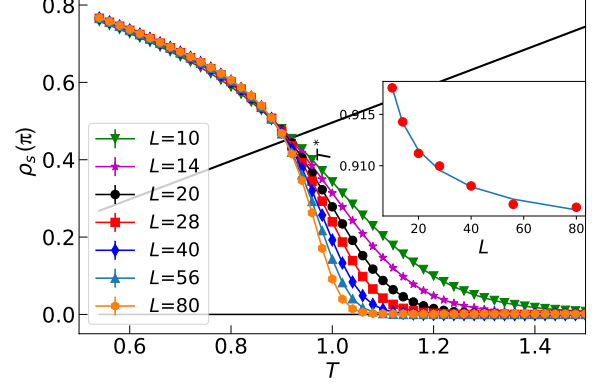


FIG. 5. Helicity modulus  $\rho_s(\pi)$  for a twist of  $\Theta = \pi$  (anti-periodic boundary conditions). The inset shows the intersection temperatures  $T^*$  of the helicity modulus curves with the modified Kosterlitz-Nelson line of slope  $2/\pi - 2 \ln(2)/\pi^2$ . An extrapolation according to eq. (7) yields  $T_c = 0.897(2)$ .

where  $a, \lambda$  are fitting parameters. (We determine  $\delta S_{\max}$  as an extremum of a quadratic curve fitted in the vicinity of the peak.) The extrapolation is shown in the inset of Fig. 4 and yields  $\delta S_{\infty} = 0.69(1) \approx \ln(2)$ , in agreement with the expectation of contributions from two degenerate states. Additionally, an extrapolation of the temperature at which the  $\delta S$  vs.  $T$  curves cross the  $\delta S = \ln(2)$  line matches with  $T_c$  within the error bars. Thus, our numerical data extrapolate to  $\delta S = \ln(2)\Theta(T_c - T)$  where  $\Theta$  is the Heavyside step function. We note that the arguments predicting the excess  $\ln(2)$  entropy due to the chirality mixing do not include states with higher winding numbers. These states are known to renormalize the helicity modulus in two dimensions [32, 37], but the effect is tiny and only visible in high-accuracy simulations beyond our numerical precision.

The excess entropy due to the chirality mixing reduces the free energy cost of a  $\pi$  twist by  $T \ln(2)$ . Consequently, the helicity modulus  $\rho_s(\pi)$  computed from eq. (3) is reduced by  $2 \ln(2)T/\pi^2$  compared to the infinitesimal twist value arising from eq. (4). This explains the observation in Fig. 1 of a lower helicity modulus for the  $\pi$  twist. Consequently, if one wishes find the critical temperature from simulations employing a  $\pi$  twist (i.e., anti-periodic boundary conditions), the reduction of  $\rho_s$  has to be accounted for. This can be achieved by adding the correction to the Kosterlitz-Nelson relation by changing the slope of the line crossing the  $\rho_s$  curves from  $2/\pi$  to  $2/\pi - 2 \ln(2)/\pi^2$ . The resulting analysis is presented in Fig. 5 which shows the helicity modulus for a  $\pi$  twist as a function of temperature for different system sizes. To find  $T_c$  we extrapolate, using eq. (7), the intersection temperature of the  $\rho_s$  curves with a line of modified slope, and obtain  $T_c = 0.897(2)$ . This is in reasonable agreement with the literature value [32].



## B. Breaking of the chiral symmetry

In Sec. IV A, we have established that, for an imposed twist  $\Theta = \pi$ , the thermodynamic ensemble contains an equal mixture of states with clockwise and counter-clockwise local twists. Now we explore the question whether a single given macroscopic system fluctuates between clockwise and counter-clockwise orientations or whether it spontaneously breaks the chiral symmetry below  $T_c$  by freezing into one orientation. As the classical XY Hamiltonian does not contain any dynamic terms, the answer to this question will depend on the assumed dynamics of the system. Here, we focus on dissipative local model-A dynamics according to the Hohenberg-Halperin classification [38], but the results should hold qualitatively for other local dynamics as well.

To analyze chiral fluctuations, we define the bulk chirality  $h$  via the vector product between nearest neighbor spins along the direction of the twist. Assuming a twist in the  $x$ -direction,  $h$  is given by

$$h = \frac{1}{L} \sum_{\langle ij \rangle_x} \hat{\mathbf{k}} \cdot (\mathbf{S}_i \times \mathbf{S}_j) \quad (11)$$

where site  $j$  is the nearest neighbor of site  $i$  in the positive  $x$  direction, and  $\hat{\mathbf{k}}$  is the unit vector in the  $z$ -direction. This means positive  $h$  correspond to a counter-clockwise twist and negative  $h$  correspond to a clockwise twist.

We monitor the time evolution of the bulk chirality  $h$  in long Monte Carlo runs that perform only local Metropolis updates (implementing model-A dynamics). Specifically, we measure the rate  $\Lambda$  at which the chirality changes sign during such a simulation. Figure 6 shows the flip rate  $\Lambda$  as a function of temperature for different system sizes observed for runs of  $1.2 \times 10^6$  Metropolis sweeps averaged over 400 samples. The data clearly suggest an exponential dependence of the flip rate on the inverse temperature. Indeed, if chirality flips are governed by activation over an energy barrier  $\Delta E^{\text{flip}}$ , the flip rate is expected to follow the ansatz

$$\Lambda = cT^b \exp(-\Delta E^{\text{flip}}/T). \quad (12)$$

where  $b$  and  $c$  are fit parameters. Figure 6 demonstrates that the observed flip rates indeed follow this ansatz within their statistical errors. The activation energies  $\Delta E^{\text{flip}}$  obtained from the fits in Fig. 6 are presented in the inset as a function of the system size in a semi-logarithmic plot. The data are well described by the logarithmic function

$$\Delta E^{\text{flip}} = E_0 \ln(k_0 L) \quad (13)$$

with  $E_0 = 7.91(6)$  and  $k_0 = 0.39(1)$ . This logarithmic dependence suggests that flips of the bulk chirality are facilitated by a vortex mechanism.

Figure 7 illustrates how the creation and annihilation of a vortex-antivortex pair can reverse the sign of the bulk chirality. Imagine a system with fixed boundaries in the

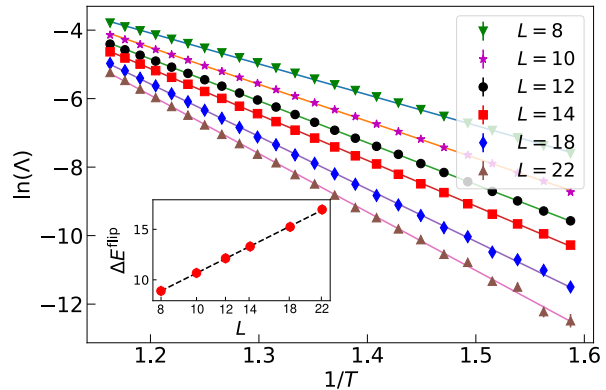


FIG. 6. Flip rate  $\Lambda$  of the bulk chirality  $h$  as a function of the inverse temperature  $1/T$  for different system sizes  $L$ . The solid lines are fits to the ansatz (12). The resulting system size dependence of the activation energy  $\Delta E^{\text{flip}}$  is shown in the inset in a semi-logarithmic plot. The dotted line is a fit to the function,  $\Delta E^{\text{flip}} = E_0 \ln(k_0 L)$ , giving fit parameters  $E_0 = 7.91(6)$  and  $k_0 = 0.39(1)$ .

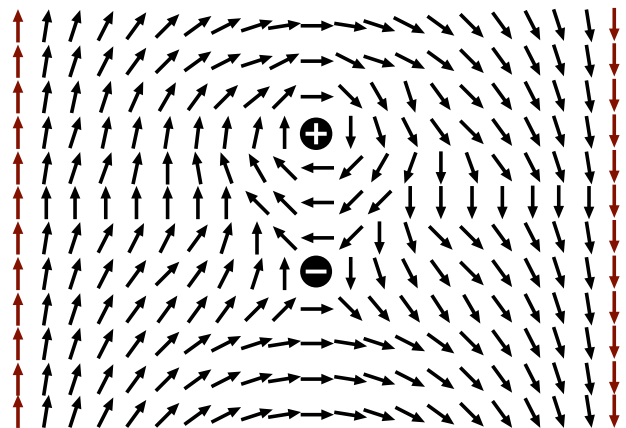


FIG. 7. Schematic illustrating how a vortex-antivortex pair can flip the bulk chirality. For details see text.

$x$ -direction that impose a  $\pi$  twist and periodic boundary conditions in the  $y$ -direction. Initially, the system features a uniform clockwise twist to satisfy the boundary conditions. When a vortex-antivortex pair is introduced as shown in the figure, the spins between the vortices now rotate in the opposite direction. Now imagine that the  $+$  vortex travels upwards across the (periodic) boundary, approaches the  $-$  vortex from below, and finally annihilates. The end result is a state with a uniform counter-clockwise twist, i.e., the chirality  $h$  has changed sign. The activation energy of this process is given by the energy of a vortex-antivortex pair at the largest distance  $L/2$ . In the continuum limit, the energy of a vortex-antivortex pair at distance  $D$  is given by  $E_{\text{pair}} = E_{\text{core}} + 2\pi J \ln(D/a)$  where  $E_{\text{core}}$  is the vortex core energy and  $a$  the core size. Neglecting the core

energy (which can be formally absorbed by a shift of  $a$ ), a comparison with eq. (13) gives a reasonable agreement. This indicates that the leading contribution to  $\Delta E^{\text{flip}}$  comes from the formation of a vortex-antivortex pair. Deviations can be attributed to finite-size effects, contributions from other flip processes and uncertainties in the sequence of fits leading to eq. (13) [39].

The results of this section demonstrate that the energy required to flip the bulk chirality diverges with system size in the thermodynamic limit. The divergence is only logarithmic in  $L$  in contrast to the case of a domain wall whose energy would diverge linearly in  $L$  in two dimensions. Nonetheless, it implies that a macroscopic system will not fluctuate between states of opposite bulk chirality during its time evolution (for local dynamics). In other words, the chiral symmetry is spontaneously broken below the BKT transition.

## V. CONCLUSION

To summarize, in this paper we have studied the effects of finite (non-infinitesimal) twists in the boundary conditions on a two-dimensional classical ferromagnetic XY model. The system's response to the twist has been studied by a direct evaluation of the free energy by means of large-scale Monte Carlo simulations. We have found that in the quasi long-range ordered phase below the BKT transition, the free energy cost of a non-infinitesimal twist deviates from the expected quadratic dependence on the twist angle. In the case of a  $\pi$  twist (anti-periodic boundary conditions), the mixing of states of opposite chiralities causes an excess entropy contribution of  $\ln(2)$  that lowers the free energy cost of the twist. Thus, if the helicity modulus is calculated from the free energy of a  $\pi$ -twisted system (using eq. (4)), its value is reduced compared to the usual helicity modulus obtained from an infinitesimal twist. We note in passing that our discussion has been based on the phase representation of the XY model, but the same results are expected in other representations [40–43] provided they correctly reflect the chiral symmetry of the boundary conditions.

A macroscopic  $\pi$ -twisted system in the quasi long-range ordered phase spontaneously breaks the chiral symmetry between states with clockwise and counter-clockwise local twists (at least in the case of local dynamics). This implies that experiments on a single macroscopic system cannot observe the  $\ln(2)$  entropy contribution from chirality mixing and the corresponding reduction of the apparent helicity modulus value. The excess entropy is expected to be observable in mesoscopic systems that are small enough to fluctuate between states with opposite chirality and in situations involving not just a single system but an entire (thermodynamic) ensemble.

Chirality mixing is important for computer simulations for at least two reasons. First, efficient simulations often involve nonlocal algorithms (such as the Wolff cluster al-

gorithm) that can freely flip the bulk chirality of the system. Moreover, system sizes in computer simulations are sometimes not very large so that even algorithms with local updates (such as the Metropolis algorithm) may allow the system to fluctuate between different chiralities. Free energies of  $\pi$ -twisted systems computed in such simulations contain the  $-T \ln(2)$  entropic free energy contribution due to chirality mixing which needs to be corrected to compute the usual (infinitesimal-twist) helicity modulus  $\rho_{s0}$  from simulations with a  $\pi$  twist. When determining the BKT transition temperature from the helicity modulus data, one can, alternatively, modify the Kosterlitz-Nelson relation as discussed in Sec. IV A.

The partition function of a quantum system in  $d$  dimensions can often be mapped onto that of a classical system in  $d + 1$  dimensions. Our findings imply that a macroscopic one-dimensional quantum rotor model with antiperiodic boundary conditions has a doubly degenerate ground state because the tunneling time between states of opposite chirality diverges with system size.

The present paper has focused on two dimensions. Two dimensions are a special case because the free energy cost of a twist is independent of system size, see eq. (2). Thus, the excess entropy discussed above makes a non-negligible contribution even in the thermodynamic limit. In a higher dimensional XY model, the excess entropy would still take the value  $\ln(2)$  for a  $\pi$  twist. However, its contribution to the helicity modulus,  $2 \ln(2) L^{2-d} / \pi^2$ , would vanish in the thermodynamic limit.

Our work also relates to some of the questions raised by Brown and Ciftan [15]. They studied the effects of twisted-periodic and anti-periodic boundary conditions on a three-dimensional classical Heisenberg model and discussed the notion of mixing states of different chiralities in response to twisted-periodic boundary conditions. However, they analyzed the internal energy cost of the twist rather than the free energy cost. The authors report deviations from a quadratic twist angle dependence of the internal energy cost somewhat similar to what we find for  $\Delta F$ , but the magnitude of the deviation in their case is much larger than  $T \ln(2)$ . Moreover, the internal energy cost (as opposed to  $\Delta F$ ) is not expected to contain the entropy due to the mixing of chiralities. This suggests that the deviations from a quadratic twist angle dependence of the internal energy cost in Ref. [15] have a different origin. Specifically, Heisenberg spins can reduce the energy cost of twisted-periodic boundary conditions by tilting out of the plane in which the twist is applied. In contrast, they cannot avoid antiperiodic boundary conditions, in agreement with the fact that the energy cost of anti-periodic boundary conditions in Ref. [15] is much larger than that of even the largest twist angles. A quantitative analysis of the effects of twisted-periodic boundary conditions in the Heisenberg case remains a task for the future.

Our results have potential implications for experiments proposed to detect the BKT phase transitions [44], in which anti-parallel external fields would be used to study

charge-current cross correlations. Moreover, in discrete spin systems such as the  $q$ -state clock model [45], twists are necessarily non-infinitesimal, and corrections to the infinitesimal-twist helicity modulus must be considered.

## ACKNOWLEDGMENTS

We acknowledge support from the National Science Foundation under grant nos. DMR-1506152, DMR-

1828489, OAC-1919789. Simulations were performed on the Foundry and Pegasus Clusters at Missouri University of Science and Technology. We would also like to thank John Chalker, Eduardo Fradkin, and Martin Hasenbusch for helpful correspondence and W. Joe Meese for valuable discussions.

- 
- [1] J. R. Banavar, M. Cieplak, and M. Z. Cieplak, Influence of boundary conditions on random unfrustrated magnetic systems, *Physical Review B* **26**, 2482 (1982).
  - [2] C. M. Newman and D. L. Stein, Multiple states and thermodynamic limits in short-ranged ising spin-glass models, *Physical Review B* **46**, 973 (1992).
  - [3] E. O. Endo, A. C. van Enter, and A. Le Ny, The roles of random boundary conditions in spin systems, in *In and Out of Equilibrium 3: Celebrating Vladas Sidoravicius*, edited by M. E. Vares, R. Fernandez, L. R. Fontes, and C. M. Newman (Springer, 2021) pp. 371–381.
  - [4] A. Gandolfi, C. M. Newman, and D. L. Stein, Exotic states in long-range spin glasses, *Communications in Mathematical Physics* **157**, 371 (1993).
  - [5] D. S. Fisher and D. A. Huse, Equilibrium behavior of the spin-glass ordered phase, *Physical Review B* **38**, 386 (1988).
  - [6] N. Akino and J. Kosterlitz, Domain wall renormalization group study of the xy model with quenched random phase shifts, *Physical Review B* **66**, 054536 (2002).
  - [7] H. Kawamura and M. Tanemura, Chiral order in a two-dimensional xy spin glass, *Physical Review B* **36**, 7177 (1987).
  - [8] M. Ney-Nifle and H. Hilhorst, Chiral and spin order in the two-dimensional  $\pm j$  xy spin glass: Domain-wall scaling analysis, *Physical Review B* **51**, 8357 (1995).
  - [9] M. Fisher and P. de Gennes, Wall phenomena in a critical binary mixture, *C. R. Acad. Sci. Paris Ser. B* **287**, 207 (1978).
  - [10] H. W. J. Blöte, J. L. Cardy, and M. P. Nightingale, Conformal invariance, the central charge, and universal finite-size amplitudes at criticality, *Phys. Rev. Lett.* **56**, 742 (1986).
  - [11] J. L. Cardy, Effect of boundary conditions on the operator content of two-dimensional conformally invariant theories, *Nuclear Physics B* **275**, 200 (1986).
  - [12] I. Affleck, Universal term in the free energy at a critical point and the conformal anomaly, *Phys. Rev. Lett.* **56**, 746 (1986).
  - [13] J. Bergknoff, D. Dantchev, and J. Rudnick, Casimir force in the rotor model with twisted boundary conditions, *Physical Review E* **84**, 041134 (2011).
  - [14] D. Dantchev and J. Rudnick, Manipulation and amplification of the casimir force through surface fields using helicity, *Physical Review E* **95**, 042120 (2017).
  - [15] R. G. Brown and M. Cifan, Critical behavior of the helicity modulus for the classical Heisenberg model, *Physical Review B* **74**, 224413 (2006).
  - [16] V. L. Berezinskii, *Sov. Phys. JETP* **32**, 493 (1971).
  - [17] J. M. Kosterlitz and D. J. Thouless, *J. Phys. C* **6**, 1181 (1973).
  - [18] N. D. Mermin and H. Wagner, Absence of ferromagnetism or antiferromagnetism in one- or two-dimensional isotropic Heisenberg models, *Phys. Rev. Lett.* **17**, 1133 (1966).
  - [19] M. E. Fisher, M. N. Barber, and D. Jasnow, Helicity modulus, superfluidity, and scaling in isotropic systems, *Phys. Rev. A* **8**, 1111 (1973).
  - [20] J. Rudnick and D. Jasnow, Renormalization-group proof of josephson's relation and  $\epsilon$  expansion for the helicity modulus (superfluid density), *Phys. Rev. B* **16**, 2032 (1977).
  - [21] J. R. Banavar and D. Jasnow, Helicity modulus at low temperatures, *J. Phys. A* **11**, 1361 (1978).
  - [22] S. Teitel and C. Jayaprakash, Phase transitions in frustrated two-dimensional XY models, *Physical Review B* **27**, 598 (1983).
  - [23] M. Hasenbusch, Direct Monte Carlo measurement of the surface tension in ising models, *Journal de Physique I* **3**, 753 (1993).
  - [24] K. Hukushima, Domain-wall free energy of spin-glass models: Numerical method and boundary conditions, *Phys. Rev. E* **60**, 3606 (1999).
  - [25] N. Metropolis and S. Ulam, The Monte Carlo method, *Journal of the American statistical association* **44**, 335 (1949).
  - [26] N. Metropolis, A. W. Rosenbluth, M. N. Rosenbluth, A. H. Teller, and E. Teller, Equation of state calculations by fast computing machines, *J. Chem. Phys.* **21**, 1087 (1953).
  - [27] U. Wolff, Collective Monte Carlo updating for spin systems, *Physical Review Letters* **62**, 361 (1989).
  - [28] A. Ueda and M. Oshikawa, Resolving the berezinskii-kosterlitz-thouless transition in the two-dimensional xy model with tensor-network-based level spectroscopy, *Physical Review B* **104**, 165132 (2021).
  - [29] G. Khairnar, C. Lerch, and T. Vojta, Phase boundary near a magnetic percolation transition, *European Physical Journal B* **94**, 1 (2021).
  - [30] D. R. Nelson and J. Kosterlitz, Universal jump in the superfluid density of two-dimensional superfluids, *Physical Review Letters* **39**, 1201 (1977).
  - [31] M. Hasenbusch and K. Pinn, Computing the roughening transition of ising and solid-on-solid models by bcso model matching, *Journal of Physics A: Mathematical and General* **30**, 63 (1997).



- [32] Y.-D. Hsieh, Y.-J. Kao, and A. W. Sandvik, Finite-size scaling method for the Berezinskii–Kosterlitz–Thouless transition, *Journal of Statistical Mechanics: Theory and Experiment* **2013**, P09001 (2013).
- [33] R. G. Jha, Critical analysis of two-dimensional classical XY model, *Journal of Statistical Mechanics* **2020** (8), 083203.
- [34] M. Hasenbusch, The kosterlitz–thouless transition in thin films: a monte carlo study of three-dimensional lattice models, *Journal of Statistical Mechanics: Theory and Experiment* **2009**, P02005 (2009).
- [35] M. Hasenbusch, The two-dimensional xy model at the transition temperature: a high-precision monte carlo study, *Journal of Physics A: Mathematical and General* **38**, 5869 (2005).
- [36] The small deviations of  $\delta\Delta F$  from  $T \ln(2)$  for smaller system sizes persist to the lowest temperatures. They can be explained quantitatively by contributions from the quartic terms in  $(\Theta/L)$  that arise in the expansion of the zero-temperature energy difference  $\Delta U = U(\Theta) - U(0) = -JL^2(1 - \cos(\Theta/L))$ .
- [37] N. V. Prokof'ev and B. V. Svistunov, Two definitions of superfluid density, *Phys. Rev. B* **61**, 11282 (2000).
- [38] P. C. Hohenberg and B. I. Halperin, Theory of dynamic critical phenomena, *Rev. Mod. Phys.* **49**, 435 (1977).
- [39] If one considers open rather than periodic boundary conditions in the direction perpendicular to the twist, a single vortex moving across the system is sufficient to flip the bulk chirality. Test simulations with open boundary conditions lead to the same logarithmic dependence (13) of the activation energy  $\Delta E^{\text{flip}}$  but with prefactor  $E_0 = 3.7(1)$ , indicating the formation of a single vortex.
- [40] J. Villain, Theory of one- and two-dimensional magnets with an easy magnetization plane. ii. the planar, classical, two-dimensional magnet, *Journal de Physique* **36**, 581 (1975).
- [41] J. V. José, L. P. Kadanoff, S. Kirkpatrick, and D. R. Nelson, Renormalization, vortices, and symmetry-breaking perturbations in the two-dimensional planar model, *Physical Review B* **16**, 1217 (1977).
- [42] J. L. Cardy, Universal properties of u(1) gauge theories, *Nuclear Physics B* **170**, 369 (1980).
- [43] A. Vallat and H. Beck, Coulomb-gas representation of the two-dimensional xy model on a torus, *Physical Review B* **50**, 4015 (1994).
- [44] R. E. Troncoso, A. Brataas, and A. Sudbø, Fingerprints of universal spin-stiffness jump in two-dimensional ferromagnets, *Physical Review Letters* **125**, 237204 (2020).
- [45] Y. Kumano, K. Hukushima, Y. Tomita, and M. Oshikawa, Response to a twist in systems with z p symmetry: The two-dimensional p-state clock model, *Physical Review B* **88**, 104427 (2013).