



ELSEVIER

Contents lists available at ScienceDirect

Information Processing and Management

journal homepage: www.elsevier.com/locate/infoproman

Public emotional dynamics toward AIGC content generation across social media platform

Qinglan Wei ^a, Jiayi Li ^b, Yuan Zhang ^{c,*}^a School of Data Science and Intelligent Media, Communication University of China, Beijing 100024, China^b School of Information and Communication Engineering, Communication University of China, Beijing 100024, China^c State Key Laboratory of Media Convergence and Communication, Communication University of China, Beijing 100024, China

ARTICLE INFO

Keywords:

Group emotion
Group dynamics
Group polarization
Social media

ABSTRACT

Given the widespread popularity of interactive AI models like ChatGPT, public opinion on emerging artificial intelligence generated content (AIGC) has been extensively debated. Pessimists believe that AIGC will replace humans in the future, and optimists think that it will further liberate productivity. Public emotions play a crucial role on social media platforms. They can provide valuable insights into the public's opinions, attitudes, and behaviors. **There is a lack of research on the analysis of social group emotions triggered by AIGC content, and even more on the cross-platform differences of group emotions. This study fills the research gap by connecting the theory of group dynamics with emotions in social media.** Specifically, we develop a scientific group emotion calculation and visualization system based on chains of communication. The system is capable of crawling data in real time and presenting the current state of group emotions in a fine-grained manner. We then analyze which group dynamic factors drive different public emotions towards nine AIGC products on the three most popular social media platforms in China. Finally, we obtain four main findings. First, Douyin is the only platform with negative group emotion on emerging AI technologies. Second, Weibo users prefer extreme emotions more than others. Third, the group emotion varies by education and age. It is negatively correlated with senior high school or lower and 25 or younger, and positively correlated with bachelor's degree or higher and 26-35. Fourth, the group emotion polarization increases with more posts without comments and celebrity publishers. By analyzing the key dynamic factors of group emotions to AIGC on various social media platforms, we can improve our products and services, develop more effective marketing strategies, and create more accurate and effective AI models to solve complex problems. The code and datasets are available at <https://github.com/xxxxxxx>.

1. Introduction

In the past decade, deep learning algorithms have advanced rapidly, with millions of related papers published, as evidenced by Google Scholar. This has sparked interest not only within the computer science community but also among the general public in the various AI-generated content products (Su, 2023). Artificial Intelligence Generated Content (AIGC), including ChatGPT, DALL-E2, Midjourney, and MusicVAE (Roberts et al., 2018), has quickly gained worldwide attention. ChatGPT, released by OpenAI in November 2022, is one example that attracted over one million users within a week (<https://chat.openai.com/>). It can effectively extract information from natural language input and generate text that mimics human speech, enabling seamless human-machine conversation. As another example, Copilot integrated into Microsoft Word allows users to generate editable first drafts, saving time on writing, resource allocation, and revisions (Rudolph & Tan, 2023). This series of revolutionary AIGC products has broad application prospects, but has also caused widespread concerns such as the ethics of AI use, the harm of generated false information, and debates about whether AI technology will replace traditional roles of human beings (Else, 2023; Dwivedi et al., 2023). The emotions, opinions, and perspectives expressed in public debates surrounding these revolutionary AIGC products, as well as the social issues and phenomena arising from this new technological revolution, warrant attention and further research.

* Corresponding author.

E-mail address: yzhang@cuc.edu.cn (Yuan Zhang).<https://doi.org/xxx>

Received xxx 2023; Received in revised form xxx 2023; Accepted xxx 2023 Available online xxx 2023

xxxx-xxxx/© 2023 Elsevier Ltd. All rights reserved.

Emotions significantly influence and shape public perception towards emerging AIGC, acting as a crucial catalyst in the progression of public opinion (Fu et al., 2020). As a vital medium for articulating public views and disseminating information, social media also exhibits genuine emotional inclinations towards novel issues, rendering it an indispensable instrument for mining public opinion. Psychological studies suggest that groups exert a potent impact on individuals, including alterations in their attitudes, cognition, and values, and even leading to harm to others. It has been found that if a group exhibits a propensity to concur with an extreme viewpoint, individuals within the group are more susceptible to be influenced (Marques & Paez, 1994; Marques et al., 2001). In today's social media era, individuals are increasingly encountering perspectives akin to their own, owing to recommendation algorithms that help fortify and intensify shared opinions among user groups, culminating in group polarization (Barberá et al., 2015; Cinelli et al., 2021). Public opinion tends to be divided, especially on controversial issues such as unemployment and economic recession caused by the implementation of emerging technologies in production. Therefore, it is essential to study the emotional state of AIGC technology from a group perspective.

The concept of Group Emotion, first proposed by Barsade et al. (1998), refers to the consistent emotion expressed by the majority of a group's members as a result of transmission and contagion within the group. General study of crowds is usually in physical space. **The current limitations of research related to group emotion primarily encompass two aspects. On the one hand,** according to the definition of online groups by (McKenna & Green, 2002), we consider a group to be user interaction generated for specific network content, which is contingent on the unique feedback system design of each network platform. However, at present, there is a lack of thorough analysis of the driving forces behind the differences in group emotions across various social platforms, which impacts the interpretability of the content disseminated on different platforms. **On the other hand,** there is significant scope for enhancing the scientific and precise quantification of current methods for calculating group emotion. Specifically, in non-simulation experimental analyses of actual social network events, most scholars have employed the traditional method of calculating textual emotion tendency for analysis and quantifying group emotion. This approach mainly focuses on the analysis and classification of comment content, with limited consideration given to the hierarchical relationship and interconnection between comments. This presents several substantial challenges. **First,** the generation and dissemination of emotions on social platforms hinge on the behavioral and interactive relationships among users. Concentrating solely on the expression of emotions at an individual account level is somewhat one-dimensional. **Second,** the quantification method of average or cumulative emotion tendency values employed in recent research is more susceptible to the influence of comments with extreme emotions. **Third,** for user comments with ambiguous emotional polarity, the current quantification method is susceptible to inaccurate in discerning group emotion during the actual opinion monitoring process.

At the forefront of technology research and development, we focus on quantifying group emotions within trending topics in social networks. This is a fundamental issue in the realm of group emotion communication analysis that requires optimization. Building on the extensive theoretical foundation of group emotion in existing research, this paper defines an abstract concept of macro and micro clusters in social networks. We also innovatively propose a group emotion calculation and visualization system based on the multi-level communication chain of interconnection users comments to simulate the hierarchical relationship. The system is capable of capturing data in real-time and presenting the current state of group emotion with a high level of detail. To facilitate the delivery of content across diverse platforms in an interpretable way, we perform a comprehensive analysis of the similarities and differences in group driving forces across various network platforms, leveraging our proprietary group emotion computing model. For hot topics related to AIGC, we choose the three most popular social media platforms in China, namely Weibo, Douyin, and Bilibili. Through these platforms, we conduct a specific analysis of the group dynamic factors that drive the public's varying emotions towards the nine AIGC products. By summarizing the communication characteristics of group emotions based on the differences in platform emotion dynamics, and investigating the underlying factors that influence group emotions, our study finally found that user age and education level have an impact on negative group emotions towards AIGC technology on Douyin. Additionally, due to Weibo's unique platform mechanism, radical emotions are more prone to spread. **The main contributions and innovations of this paper include:**

- **The first user interaction dataset, covering three social platforms and nine AIGC products, has been constructed. This dataset serves as a benchmark for emotion computing and group dynamics analysis, offering valuable insights into the intricate dynamics of human interaction;**
- **We have developed a novel, universal, unsupervised group emotion computing and visualization system with robust portability, based on a multi-level communication chain and network trust model;**
- **From a group dynamics standpoint, we have conducted an innovative exploration of the emotional driving forces on various social platforms and provided explainable justifications for precise content delivery.**

2. Literature review

2.1. Group emotion as a social indicator toward hot spot

In Internet group communication, emotional expression has a faster and wider communication power, which is inseparable from the internal structure of group communication (Ferrara & Yang, 2015; Cinelli et al., 2021). The concept of Group Emotion was first proposed by Barsade et al. in 1998. It refers to the unanimous emotion presented by most members after being spread and infected by all members of a group (Barsade & Gibson, 1998). In 2006, Maitner et al. proposed the group emotion theory which considers the interaction between individuals in group members and explains the nature of emotions based on groups and group identity (Maitner et al., 2006; Rydell, 2008). Group emotion includes group positive, negative, and neutral emotions (Feng et al., 2021).

Currently, research on group emotion within social networks primarily concentrates on three aspects: the expression of group emotion, the contagion of group emotion, and the transmission of group emotion. The purpose of studying group emotion expression is to explore the internal mechanism that drive emotional expression. This understanding aids in managing the evolution of public sentiment by tracking the progress of emotional expression. Dhall pioneered research in this field, and proposed a Group Expression Model (GEM) to predict group emotions (Dhall & Goecke, 2015; Dhall et al., 2015). Currently, there are two main approaches: The bottom-up approach calculates overall emotion from individual emotions; the top-down approach derives the group sentiment from

environment and group information. However, these methods have their own limitations. In terms of quantification technology related to group emotions, current research is confined to real space and mostly relies on deep learning methods. With the rise of deep learning algorithms, more and more recent research focus on applying neural network models to the recognition and classification of group emotions. For instance, Pinto combined face feature extraction methods with ResNet to propose a neural network model for extracting group emotions from multi-person videos (Pinto et al., 2020). Sun integrated a multi-modal feature training model for movies and videos based on LSTM and GEM networks, which achieved promising results across multiple datasets (Sun et al., 2016). **Emotional contagion** refers to the process whereby individuals develop similar emotions after being exposed to others' emotional expressions. This phenomenon is especially prevalent on social platforms. Kramer and colleagues affirmed that emotions can disseminate and infect others through networks (Kramer et al., 2014). In *The Crowd: A Study of Popular Psychology* (1896), Gustave Le Bon asserted that the mutual contagion of group emotions dictates the selection of group behavior. Instinctive emotions are particularly prone to contagion, while rational and calm emotions have no influence within the group. Van confirmed the impact of the social environment on group emotions, noting that the expression and experience of individual emotions are affected by others with in the group (Van Kleef, 2010). Von suggested that emotional contagion is predicated on the group's shared culture and values (Von Scheve & Ismer, 2013). Hill et al. applied the infectious disease transmission model to the process of emotional transmission, proposing the SISa model (Hill & Rand, 2010). Based on this, Liu introduced SOSa-SPSa, an enhanced model with a broader range of emotion classification (Liu, Zhang & Lan, 2014). **Emotional transmission** is the process of transforming individual emotions into group emotions, which includes the mechanism of emotional infection. Group emotional transmission focuses on how individual emotions are transmitted to groups in cyberspace, rather than regarding netizens as a group. For example, Zafarani was the first to carry out an emotion transmission experiment on the Internet and to conduct emotion analysis by acquiring blog network data (Zafarani, Cole & Liu, 2010). Bac and Lee started their research on social platforms and extracted the emotional polarity of each tweet on Twitter, the world's largest social networking site, by comparing it with the emotional lexicon to determine the emotional influence of well-known Twitter users (Bae & Lee, 2012). Cai et al. built an image social network on social groups in the network, calculated group emotions through pictures posted by users, and modeled the influence of opinion leaders and affinity density on emotions in the community (Cai et al., 2018).

It's evident that the academic community currently possesses a substantial theoretical foundation regarding the mechanisms of group emotion expression, contagion, and transmission on online social platforms. Studies have shown that group emotion directly influences the formation and evolution of public sentiment. However, when analyzing real social network event cases beyond simulated experiments, most scholars rely on traditional methods of text emotional tendency calculation from the perspective of group emotion analysis and quantification. These methods predominantly focus on the emotional analysis and classification of comment content, seldom considering the hierarchical relationship and internal connection between comments. **This approach leads to several significant issues: Firstly**, the generation and dissemination of emotions on social platforms are influenced by user behavior and interaction. Focusing solely on emotion expression at the single-level account layer is one-sided. **Secondly**, the quantification methods currently used, such as average or cumulative affective predisposition, are greatly influenced by comments with extreme emotions. **Thirdly**, for user comments whose emotional polarity falls within a gray zone, the current quantitative method can easily result in inaccurate identification of group emotions during actual public opinion monitoring.

This paper aims to address the fundamental issue of quantifying group emotions in trending social network events, a crucial aspect that requires optimization in the process of group emotion communication analysis. Building on the extensive theoretical foundation of group emotion established in existing studies, we will propose a multi-level emotional communication chain. Through text emotion analysis technology and user account behavior information, we will explore the relationship between group emotion and public sentiment. By quantifying the value of group emotion, we aim to provide novel perspectives for monitoring and guiding public opinion.

2.2. Group dynamics in social networks

Group dynamics was a term first introduced by German psychologist Lewin in 1948 (Lewin, 1948). The essence of his group dynamics concept lies in the application of field theory ideas from natural sciences to social sciences. In his work, he borrowed the concept of force fields from physics and extended it to a more general "field theory". According to this theory, elements within the same field influence each other, and a change in one element will affect all other elements. This relationship can be represented by the formula $B = f(P, E)$ where B signifies "behavior", P represents individual characteristics, and E denotes the environment.

In terms of theoretical research, group dynamics is an interdisciplinary field that intersects with anthropology, political science, education, sociology, and other disciplines. The main focus of this research is on the factors that influence group behavior, or the driving forces, such as group atmosphere, relationships between group members, leadership style, etc. Additionally, it explores the nature, characteristics and developmental laws of groups, as well as the relationship between groups and individuals and other groups. **The study of group dynamics is primarily conducted in two forms: experiment and survey research in real space, quantification and model construction in internet space.** For instance, in real space, Tetlock designed an experiment to verify the group dynamic that affects group political decision-making (Tetlock et al., 1992). Abrams conducted subjective group dynamic experiments on group rules in two settings: a bank and a school (Abrams et al., 2002). Zhao developed a dynamic model of group opinion decision-making in real-life social context (Zhao et al., 2021). **Research on cyberspace-based group dynamics mainly centers on three topics: politics views, motivation to use, popularity of content.** Ernst compared the dissemination dynamics of populism between social media and traditional TV media (Ernst et al., 2019), while Wahlstrom studied the communication dynamics of extreme political views on social media (Wahlström & Törnberg, 2021). Currently, the research results on the group dynamic of Internet use motivation are very rich, which provides an important reference for our work. Hanjun proposed that the groups who engage in Internet interaction have stronger motivation of information consumption, and information interaction will increase their enthusiasm for websites and consumption (Ko, Cho & Roberts, 2005). Whiting identified the top ten motivations for users to use social media through social surveys (Whiting & Williams, 2013); KY Lin's research shows that gender factors can affect the motivation of using social media (Lin & Lu, 2011). Y Kim confirmed that users from different countries would be affected by the cultural environment and showed different potential motivations for Internet use (Kim et al., 2011). Lewis established a social network for a group of college students on Facebook, mainly using data analysis to study the dynamic factors that affect the establishment of social relationships among people (Lewis, Gonzalez & Kaufman, 2012). For the groups formed in cyberspace, another important aspect of the current research is the study of transmission and popularity of content. For example, Sabate studied the factors affecting the popularity of product content on Facebook, focusing on the impact of posting content with images, videos or product links (Sabate et al., 2014). Welbourne analyzed the driving

factors affecting the popularity of educational science videos on YouTube, including the number of fans, video length, and whether they were recommended by the YouTube recommendation system (Welbourne & Grant, 2016). Amarasekara conducted a similar study on YouTube videos to examine the effect of narrator or host gender on emotional arousal (Amarasekara & Grant, 2019).

However, most of these studies are confined to one platform, and the type of research content is single. Such dynamic indicators and factors proposed in previous work primarily concentrate on the motivation of using social networks and the driving force that affects the popularity of content spread on the Internet. **They rarely explore the causes and motivations of certain group emotions. Moreover, the absence of cross-platform comparison impedes the investigation of the dynamic differences of various network groups.**

Therefore, this paper aims to address the issue of comparing group dynamic indicators across multiple platforms to identify the internal causes of group emotion values. On one hand, we should refer to previous studies on the dynamic factors that affects the popularity of Internet content and devise indicators to capture the dynamic factors that shape group sentiment. This is because in our quantitative method of group sentiment analysis, popularity is one of the key components. On the other hand, we should expand our investigation to include several prominent social media platforms and evaluate the performance of these indicators across different websites. In this way, we can interpret the experimental data to identify the dynamics of group emotions.

The research objectives of this paper are summarized as follows:

RQ1: How to indicate the group emotion towards emerging AI technologies of netizen in a quantitative way?

RQ2: Find the causes of group emotion by comparing the group dynamics indicators of multiple platforms.

3. Methods

In this section, we describe our proposed method. First, a dataset is built by crawling data from multiple websites that discuss various technical topics related to AIGC. Then a group sentiment computing system is established based on secondary communication. Finally, dynamic indicators of different group sentiment formation are selected from the group dynamic theory.

3.1. Data collection

Based on appcc (<http://appcc.com/>), a data station that evaluates website visits, we select three mainstream and representative platforms for experimentation: Sina Weibo, Bilibili, and Douyin. Sina Weibo is the largest microblog social platform in China, Douyin is the world's largest short video platform widely recognized and applied internationally (Zeng & Abidin, Schäfer, 2021), and Bilibili is the leading platform for video aggregation, representing the forefront of popular fashion culture among young people. All these platforms are characterized by the expression of user-generated media, where users create and share their own content for other users to consume through browsing, liking, commenting, etc (Shao, 2009). The various consumption behaviors of users are the main elements of our group emotional system, and the specific building elements are also different due to the different design of each website system.

When crawling data through keyword search results on these websites, we roughly divide the AIGC technology that needs to be studied into two categories: popular functions and popular products, with a total of nine keywords. Popular functions include AI painting, AI writing, AI music, and AI translation. Popular products include Wen Xin Yiyan, New Being, ChatGPT, Dreamily App, and Copilot. Among them, AI music refers to the composition and arrangement of music using AI technology, including some imitation vocal singing works after neural network training. AI writing includes AI literary creation, such as poetry and novels, as well as some basic copywriting in people's daily life and work. Microsoft's Copilot provides users with a digital companion that offers assistance in generating documents, emails, presentations, and more services in Microsoft 365 software. We take comprehensive consideration of selecting keywords to find more useful information. For example, search results for the keyword "AI sequel" are not as comprehensive as those for "Dreamily App". We hypothesize that the group emotion values are different among these topics. Such differences can provide a new perspective for the further study of group dynamic. This dataset serves as a benchmark for emotion computing and group dynamics analysis, offering valuable insights into the intricate dynamics of human interaction.

In this paper, we present *SVUI-crawler*, a self-developed software for crawling multi-modal data from various social media platforms, based on Selenium automation and packet capture technology. SVUI-crawler stands for Short Video and User Interaction Data Crawling Software. This software is capable of initially autonomously crawling short video or post links related to a specific topic across different platforms, subsequently collecting user behavior data through the links of posts, based on the Xpath of web page. Comments are sourced from platforms' application programming interface, with an HTTP GET request being sent to the website server, which returns Response object. It is necessary to add a programmatic sleep at a predetermined interval to avoid website interception due to excessive request frequency. Then we perform data preprocessing, which aims to screen and clean of some garbled characters and individual unrelated posts in the original download data. We use the Python natural language analysis library SnowNLP to calculate the tendency value of all comment texts one by one through the Bayesian model, and the value range is [-1, 1].

3.2. Group emotion calculation

Gestalt psychology is one of the major schools of modern Western psychology, which emphasizes the holistic nature of experience and behavior. It posits that the whole is not equal to the sum of its parts, and the nature of a thing is not determined by any one part but depends on the whole (Köhler, 1935). Moreover, the whole exists independently of its parts (Koffka, 1935). Based on the Gestalt holistic theory, this section aims to provide a general quantitative analysis of the spread of group emotions for hot events on social media platforms. In comparison to the average or cumulative emotion propensity value based on single-level comments, the key to the quantitative method in this paper is to scientifically construct a multi-level emotion propagation chain triggered by the accounts and their posting or commenting behaviors. Based on this emotion communication chain, we calculate the group emotion triggered by posts using the social behavior information of each account user.

3.2.1. Construction of emotional communication Chain

Once a post is published, other users on the platform will like, repost, and comment on the content of the post, which is regarded as first-level feedback. The user behavior of liking, reposting, and commenting on first-level comments is regarded as second-level feedback. In this multi-level interaction mechanism, each account, including post publishers, first-level feedback accounts, and second-level feedback accounts, acts as a communicator and conveys its own opinions and emotions. These accounts, whether of official media organizations, celebrities, or grassroots individuals, can act as passive recipients and active communicators at the same time, which is a characteristic of accounts on social media platforms in the era of group communication.

Based on the above fundamental concepts of post multi-level emotion transmission chains and social network clusters (Himmelboim et al., 2020), this paper innovatively defines post macro-clusters and micro-clusters. In the macro-cluster, posts and first-level comment accounts serve as the nodes of this heterogeneous network, and the directed edges between the connected nodes serve to characterize the first-level feedback against the content of the post. In the micro-cluster, the first-level comment accounts and second-level comment accounts act as nodes of this homogeneous network, and the directed edges between the connected nodes characterize the second-level feedback for the first-level comments. Because accounts generate emotional infection during the interaction process, local group emotions will be formed in both macro- and micro-clusters.

3.2.2. Cluster emotion computing model

(1) Cluster density

In tightly connected clusters, information spreads and emotions become infected more quickly (Centola, 2010). Therefore, this study describes the closeness of the association between posts and first-level feedback and between first- and second-level feedback by calculating the density values of macro-clusters and micro-clusters to represent the intensity of feedback triggered by posts and first-level comments, respectively. Cluster density is an important metric for describing cluster emotion, denoted as D . For the post nodes in the macro-cluster and the first-level comment nodes in the micro-cluster, their entry degrees were calculated by the sum of the number of first-level comments and the number of first-level likes, and the sum of the number of second-level comments and the number of second-level likes, denoted as Ind . The quantified formula for the cluster density is:
$$D = \frac{Ind}{Max(Ind)}$$

It is worth noting that here we use the operation of dividing by $Max(Ind)$ to achieve a larger local emotion calculation weight for clusters with more feedback interactions, and conversely, give a smaller weight to clusters with fewer feedback interactions. This design concept is based on practical analysis. For example, some posts have less first-level feedback (the density of macro-clusters is relatively small); therefore, even if a post is intended to trigger positive social emotions in major events, the post content is not designed properly and does not have a good dissemination effect, resulting in the failure to achieve positive opinion guidance. For example, some first-level comments have almost no second-level feedback (the density of micro-clusters is extremely small), so even if the first-level comment has a highly negative emotional tendency, the comment will be drowned among many comments and will not bring about significant malignant polarized emotion dissemination and infection.

(2) Cluster trust

On the one hand, in an actual social network, there may be machine accounts or water army accounts. On the other hand, some real accounts have relatively random or no clear emotional tendency in posting, commenting, and other behaviors. For these two types of situations, the actual reflection in the post cluster is such that even if there are connected edges between nodes, these edges are either ineffective or inefficient, and the trust degree of the cluster is low overall. Contrariwise, the higher the trust degree, even though the content feedback volume is low, the more likely the content is to trigger polarized group emotion and effectively guide the direction of public opinion. Therefore, cluster trust is another important indicator for describing cluster emotions, denoted as T .

Based on the general principles of social network trustworthiness model construction, this study used three indicators, cohesion T_1 , authority T_2 , and influence T_3 , to quantify the cluster trustworthiness of posts or commentary content in the process of emotion transmission. In the calculation process, cohesion depends on the intra-class standard deviation of emotion tendencies among comment texts, and a smaller value, i.e., a higher intra-class similarity, means that the cluster is more cohesive and trustworthy (Lei, 2021). The authority depends on the intra-class standard deviation of emotion tendency among comment texts, which characterizes the degree of bifurcation of comment emotion tendency in the cluster, and the higher the degree of bifurcation, reflecting the more controversial the post or comment content is, the less authoritative it is. In the actual quantification process of authority, given that if the emotion of a comment is extremely different from the emotion of its cluster, it may be potentially malicious, the comment is regarded as an outlier and not included in the authority calculation process (Cota et al, 2019). Since the more followers or reposts of the content of the central node account of the cluster, the more likely the expressed content will be accepted by other accounts and the more influential the triggered emotion spread, the influence indicator depends on the normalized number of followers of the account $T_3^{(1)}$ (Zhang & Han, 2021) and the number of reposts of the content $T_3^{(2)}$ (Brin and Page, 1998). The quantitative formula of cluster trust is $T = A_1 T_1 + A_2 T_2 + A_3^{(1)} T_3^{(1)} + A_3^{(2)} T_3^{(2)}$, where A_1 , A_2 , $A_3^{(1)}$, and $A_3^{(2)}$ refer to the weights of the number of account fans and the number of reposts for each index of cluster trust cohesiveness, authority, and influence, respectively. In the process of real case analysis, considering the false fans, it is recommended setting the weight $A_3^{(1)}$ of the number of account fans to a lower value when calculating the cluster trust degree.

(3) Cluster emotion

The power of emotion transmission in clusters derives from the emotional resonance triggered by emotional infection, which originates from the flow of information about a cluster’s emotional meta. In this study, by adopting the comment text emotion propensity to reflect the emotional meta in the cluster, the average emotion propensity value of the cluster was denoted as E , characterizing the degree value of both positive and negative emotion polarity. The cluster average emotion tendency is the third most important metric to describe the cluster emotion.

Cluster emotion is a product of the interaction between different accounts of posts, not just a mechanical aggregation of isolated individual expressions, but also in the process of primary dissemination of posts and secondary dissemination of comment content. The density and trust of the clusters comprising the communication chain determine whether the infection between emotions resonates; for example, if a comment triggers a very negative secondary comment but the trust or cluster density of that micro-cluster is low, that fails to trigger even a small range of malignant polarized emotions, so there is no need to actually make a warning in the public opinion monitoring application. Therefore, this study integrates cluster density, cluster trust, and cluster average emotion tendency and characterizes cluster emotion by $A*T*E$.

Based on the above principles and calculations, the local emotion values of macro- and micro-clusters can be obtained, and the global group emotion triggered by posts can be evaluated comprehensively by the weighting method. The entire process of post group emotion quantification is shown in Fig. 1. The method proposed in this paper features low computational complexity, is unsupervised, and can easily be migrated to multiple social media platforms, other events, or audiovisual programs.

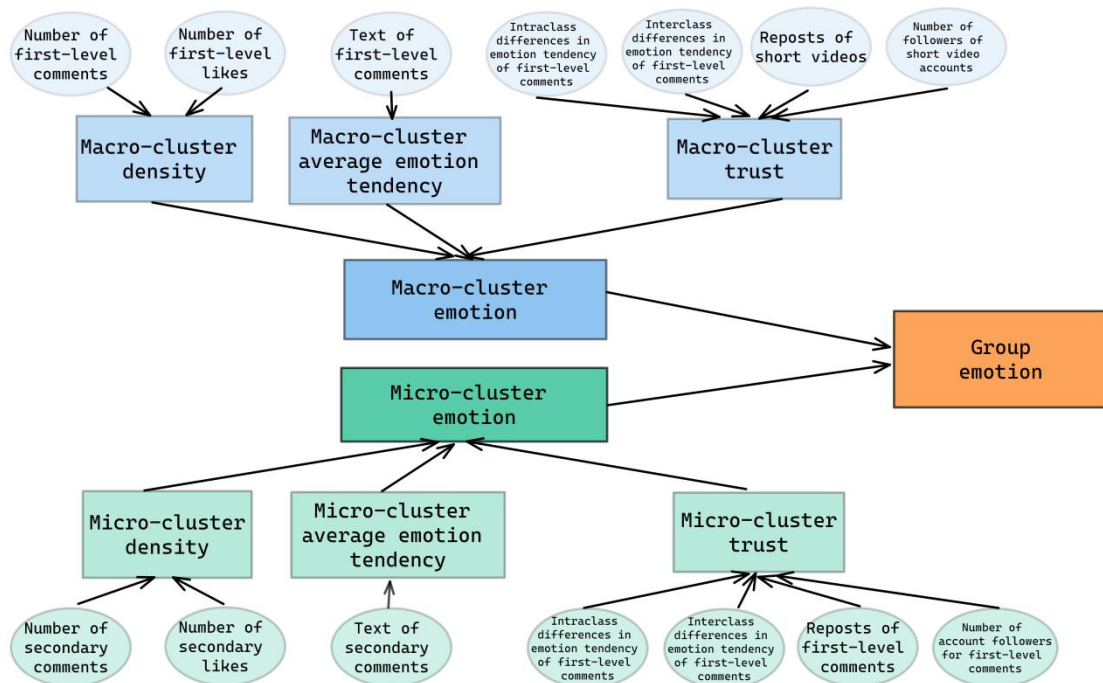


Fig. 1. Schematic diagram of the group emotion quantification process.

3.3. Group dynamics indicators

This section presents a summary of the potential dynamics of group emotions of platforms based on existing papers. Inspired by these studies and theories, we identify the motivation factors that require experimental verification.

3.3.1. User characteristics

Based on the research of popularity dynamic by (Welbourne & Grant, 2016; Sabate et al., 2014; Amarasekara & Grant, 2019), we present a summary in Table 1, about several established dynamic factors of popularity in the social network. Notably, these factors are largely related to the characteristics of content publishers. However, group emotions arise from users’ comments, opinions. Therefore, we argue that the dynamic indicators of group emotions should be similar as the characteristics in Table 1, but related to users rather than publishers. Due to some characteristics being unique to the publishers, and websites have taken protective measures for some user data in practice, while also referring to Table 1, we need to propose new user characteristics based on other related theories, as unique group dynamic factors for this paper.

Table 1

Dynamic factors of online popularity

Factors	Explain
Publisher’s fan	The follower number of content publisher’s account
Publisher’s identity	The official authentication of content publisher’s account
Publisher’s gender	The gender of content publisher’s account

Publisher's activation	The proportion of the number of uploaded content during a period and the length of period
Publisher's video amount	The video number of content publisher's account
Publisher's duration	From the first content of publisher to the latest one, the length of this period

User interaction and participation are crucial to the establishment of social network sites (Sledgianowski & Kulviwat, 2009; Khamis, Ang & Welling, 2017). It is not only from a summary of past research, but also based on the common characteristic of the three experiment platforms: user generated media. Content production is entrusted to individual users (Ding et al., 2022) which determines that the audience use of media is goal-oriented. It means that Internet users will actively choose media that focuses on their personal needs and preferences (Lee et al., 2015; Alhabash & Ma, 2017). Therefore, considering the dynamics of group emotion formation, we need to define the characteristics of users group in each experiment platform as important dynamic factors.

One of the fundamental types of classifications for internet users comes from Prensky. It proposed the concepts of digital natives and digital migrants (Prensky, 2001; Prensky, 2006), which divides internet users into two categories based on their characteristics. Specifically, digital natives refer to the younger generation born in the digital age, who often lead the trend of the new media era. In contrast, digital migrants refer to the older age group who have not grown up with electronic tools but gradually become familiar with and adapt to the internet environment during the digitization trend. Therefore, we consider **users' age** as one of the possible dynamic factors that influence group emotion. In addition, since the selected AIGC related keywords include deep learning algorithms and belong to the knowledge technology category, we also regard **users' education level** as a possible dynamic factor that affects group emotion (Kirschner & Karpinski, 2010).

3.3.2. Platform mechanism

Media Ecology is recognized as one of the primary schools of modern communication studies. It focuses on the importance of media form. Its founder, Marshall McLuhan, first proposed a classic statement that "the medium is the message." in his writings *Understanding Media: The Extensions of Man* (1964). He claimed that the form of media strongly influences people's cognitive and communicative habits. Changes in the form of communication tools are more profound than changes in the messages transmitted through media. Based on the media ecology perspective, we believe that group emotion is related to platform's type. Popular social websites are collected in Table 2. In experiment, we selected three Chinese popular websites of different type, Douyin, Bilibili, and Sina Weibo, to verify platform mechanism's influence on group emotion. As the sentiment analysis method used in our experiment is for Chinese text, the experiment platforms are all Chinese. Our future work will extend experiment to English platforms, using new sentiment computing method for English.

Table 2

Typical platforms

Platform type	Typical Chinese platform	Typical English platform
Picture platform	Xiaohongshu	Facebook, Instagram
Short video platform	Douyin, Kuaishou	Tiktok
Long video platform	Bilibili	Youtube
Comprehensive social platform	Sina Weibo	Twitter

Among the three social media platforms of different types in this paper, Douyin and Bilibili are similar in video-sharing. The difference between them is that the length of videos uploaded by users is mainly short or long. In contrast, Weibo is a blog platform that focuses primarily on user socialization, integrating texts, video and many other forms of media, with apparent differences in feedback mechanism and recommendation algorithm design compared to Douyin and Bilibili. For example, the "repost" function on blog platforms and video-sharing platforms represents different meanings. On Weibo, it is used to share posts within the platform and can be seen by other users. Users can express support or opposition to the reposted content, and this visible reposting content will influence the group opinion formed by the original post content. In contrast, on Bilibili and Douyin, the "repost" function is used to share posts outside the platform and is not visible. User reposting behavior will not affect the group opinion formed by the original post content, but instead focuses on improving the popularity of the original post content. Unlike Douyin and Bilibili, Weibo's user homepage does not have a recommendation algorithm. All posts on the Weibo homepage come from content published by other users that the user follows, and the platform does not automatically push content that the user has not followed. This can lead to an echo chamber where publishers with more followers are more likely to spread post content, while those with fewer followers are less likely to spread post content. In contrast, Bilibili and Douyin will recommend the content that users may be interested in at any time according to their past preferences, which allows accounts with fewer followers to spread posts widely as long as they enter the platform's recommendation system.

Due to the differences in mechanism design represented by recommendation system of these platforms, we adopt different weight calculation elements when computing group emotions. Additionally, the mechanism design also presents different communication characteristics of the platforms, which is exactly what we hope to obtain from the comparison of different platforms. Previous studies have indicated that emotional content is more likely to spread on the Internet (Berger & Milkman, 2012), but we note that Del and Cinelli have shown that group emotional polarization is more likely to occur on social media platforms such as Facebook, which are similar to Weibo (Del Vicario et al., 2016; Cinelli et al., 2021). **Focusing on recommendation system, to verify that the difference in platform mechanisms leads to differences in group emotion indeed, we propose two group dynamic indicators, namely the proportion of posts without comments and the proportion of posts from celebrity publishers, as evaluation criteria.**

To be specific, the proportion of posts without comments is defined as the ratio of the number of posts without comments to the number of all posts in the dataset for a given topic. The group cannot be formed at a post without comments. Therefore, we believe that these posts are not effectively disseminated. This indicator can reflect whether the recommendation system design can ensure that the content posted by each user is effectively disseminated. The proportion of posts from celebrity publishers is defined as the ratio of the number of posts from celebrity publishers to the total number

of all posts in a group. Platform certification is a universal mechanism established by all three websites, and verified celebrity publishers are classified into several categories, such as official, commercial, and famous accounts, which are called “big v”, who are believed to possess higher authority, more fan recognition, and wider spread. The existence of opinion leaders plays an important role in guiding public opinion on the platform (Wang et al., 2020; Park, 2013; Tsang & Rojas, 2020; Chen et al., 2022), and users are more willing to follow experts, celebrities, and public figures in their respective fields (Zhang & Pentina, 2012; Marwick, 2013). This indicator can reflect whether the recommendation system design can enhance the influence of celebrity publishers.

4. Findings

This section primarily presents the achievements of our work in two aspects: computation results on the dataset, investigations and statistical outcomes of various dynamic indicators.

4.1. The results of group emotion analysis reveal differences among platforms

4.1.1. The AIGC topic triggered an average negative group emotion only on Douyin platform

Using the group emotion calculation system in Section 3.2, we first calculated the emotion values of each post group on each platform. The specific total emotion value under each topic is shown in Table 3.

Table 3

Group emotion value of each topic

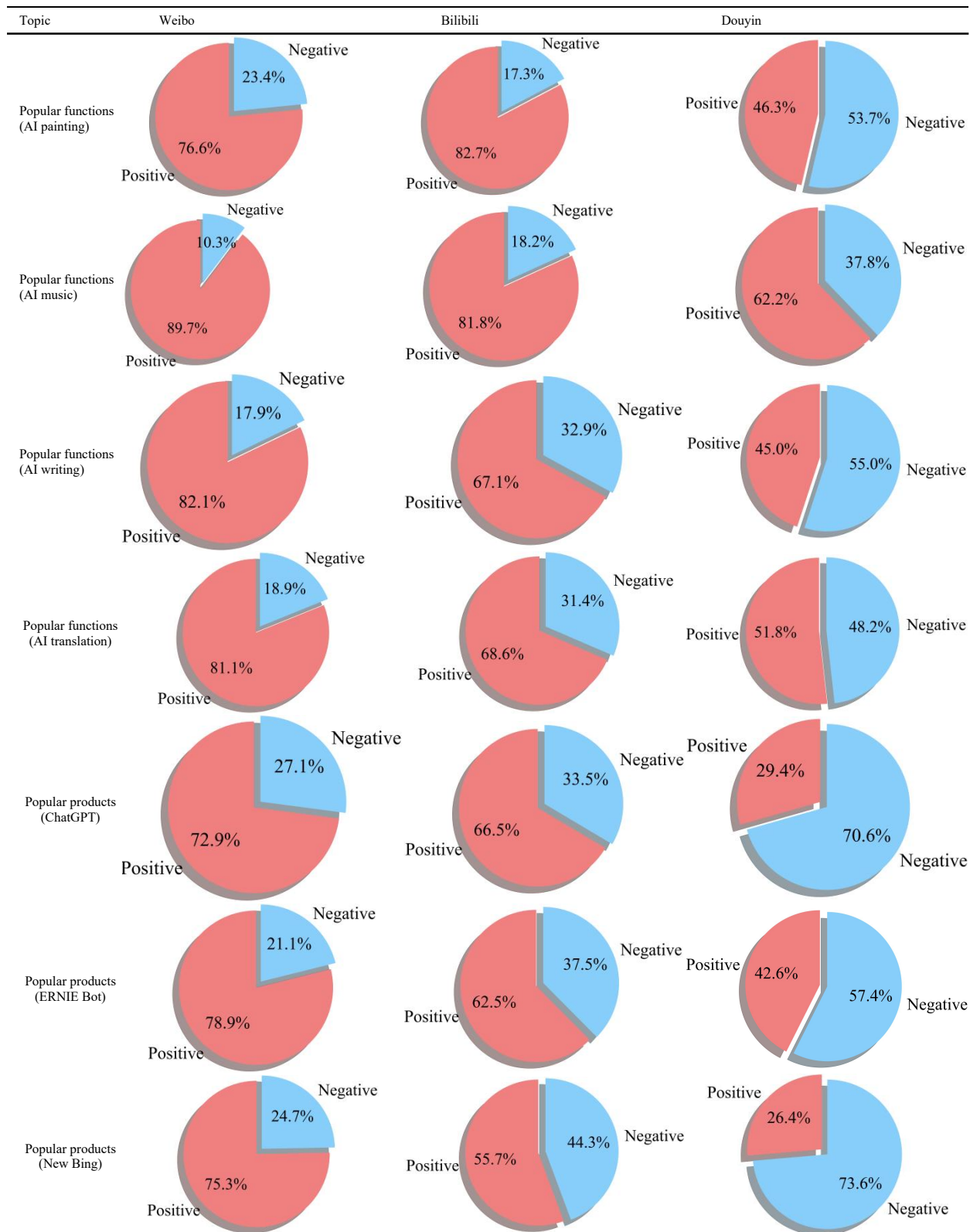
Topic	Weibo	Bilibili	Douyin
Popular functions (AI painting)	0.0014	0.1218	-0.0304
Popular functions (AI music)	0.0671	0.2334	0.0433
Popular functions (AI writing)	0.0053	0.1431	-0.0511
Popular functions (AI translation)	0.0045	0.1234	0.0324
Popular products (ChatGPT)	0.0048	0.0740	-0.0871
Popular products (ERNIE Bot)	0.0111	0.0776	-0.0319
Popular products (New Bing)	0.0864	0.0799	-0.1826
Popular products (Dreamily app)	0.0049	0.1204	-0.0403
Popular products (Copilot)	0.0561	0.0670	-0.0293
Average	0.0268	0.1156	-0.0419

The results above indicate that the total group emotion values of Douyin platform towards several emerging technologies are significantly lower than the other two platforms, making it the only platform with negative group emotion values. We can conclude that **only on Douyin platform, the emerging AI technologies induced an average negative group emotion**. Compared with Douyin, Weibo and Bilibili have closer group emotion values. Compared with Weibo, Bilibili reports generally higher group emotion values, except for a few special topics (New Bing). It can be concluded that the attitude towards emerging technologies among the three experimental platforms is ranked from negative to positive in the order of Douyin, Weibo, and Bilibili. Douyin is a platform that clearly rejects new technologies, while Weibo and Bilibili have a total positive attitude towards new technologies.

To support the conclusions above, we count the number of positive and negative posts and show the ratio in Table 4. Although the result of group emotion value is a continuous value within the range of $[-1, 1]$, we converted this calculation problem into a binary classification problem ignoring the specific size of the emotion value, and defined posts with a group emotion value greater than 0 as positive emotion posts and posts with a group emotion value less than or equal to 0 as negative emotion posts, in order to present a platform's positive or negative attitude towards the topic more directly. In Table 4, it can be observed that there are emotion differences between experiment platforms, and they are not affected by topic differences: Douyin records the largest proportion of negative posts across all topics. Excepting the topic of AI art (music), proportion of negative posts are all more than 50%, which is significantly higher than the other platforms. Douyin is the only platform with a larger number of negative than positive emotion posts. On Weibo and Bilibili, the proportion of positive posts exceeds 50% on all topics, these two platforms still hold optimistic views towards emerging AI technologies, while the proportion of negative posts on Bilibili is higher than that on Weibo. It is notable that although Bilibili's tendency towards a larger proportion of negative emotion posts on Weibo is largely unaffected by the topic difference, only under the topic of AI art (painting) dose the proportion of negative posts on Weibo become much higher than that on Bilibili. That is consistent with the platform difference shown by the group emotion values of each topic. It should be noted that the total group emotion value of a topic is the average emotion value of all posts under that topic, which is influenced by the ratio of positive to negative emotion posts. We made a polarity judgment on continuous values, ignoring the magnitude of group emotion values, as well as the impact of posts with absolute values close to 0, i.e., neutral posts for the ratio. We infer that the proportion of neutral posts is higher on Bilibili, which leads to a more positive group emotion value than Weibo, while the proportion of negative posts is higher than that of Weibo.

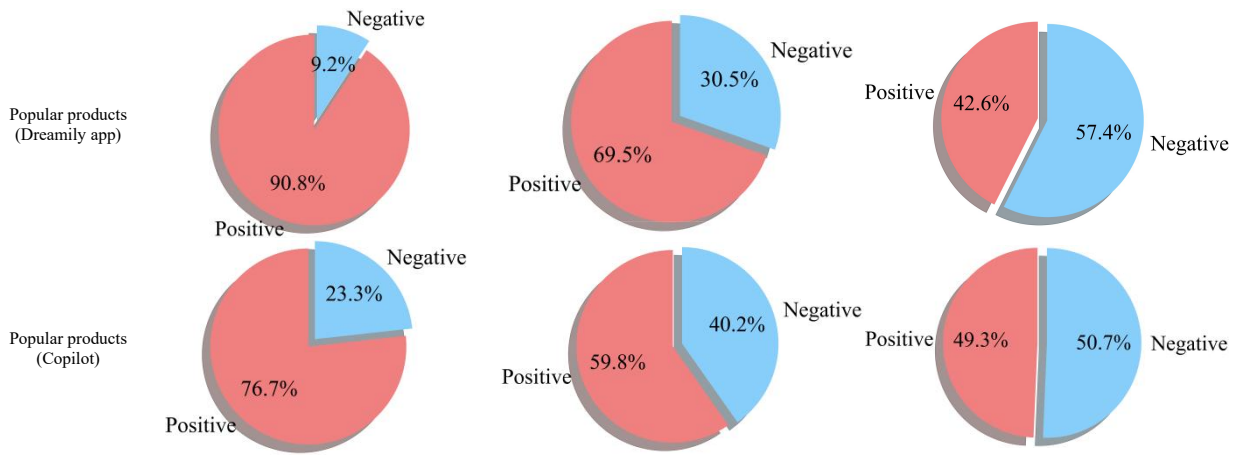
Apart from the platform differences, we can also summarize the current public opinion on AI-related emerging technologies from the differences in indicators across various topics. Based on the amount of data that can be crawled, ChatGPT and AI painting are the two most popular discussion topics, followed by ERNIE Bot, with a large number of participants and controversies. The public attitude towards AI conversation products including ChatGPT and ERNIE Bot is more negative than towards AI arts including AI painting and AI music. Some topics have reduced the differences between platforms to some extent. For example, Weibo and Bilibili show a higher emotion value trend for AI music compared to AI painting and writing, while ChatGPT has lower emotion value on both platforms. We can explore the common emotion differences of Internet users towards different AI products from these findings. It is particularly worth noting that Bilibili shows similar group emotion values for the three different topics of AI conversation products (ChatGPT, ERNIE Bot, New Bing), while Weibo shows significantly different group emotion tendencies for the three topics under the AI conversation scope. Further research is needed to investigate the group dynamic factors that may cause such topic differences.

Table 4
the proportional chart of positive and negative posts



(continued on next page)

(continued)

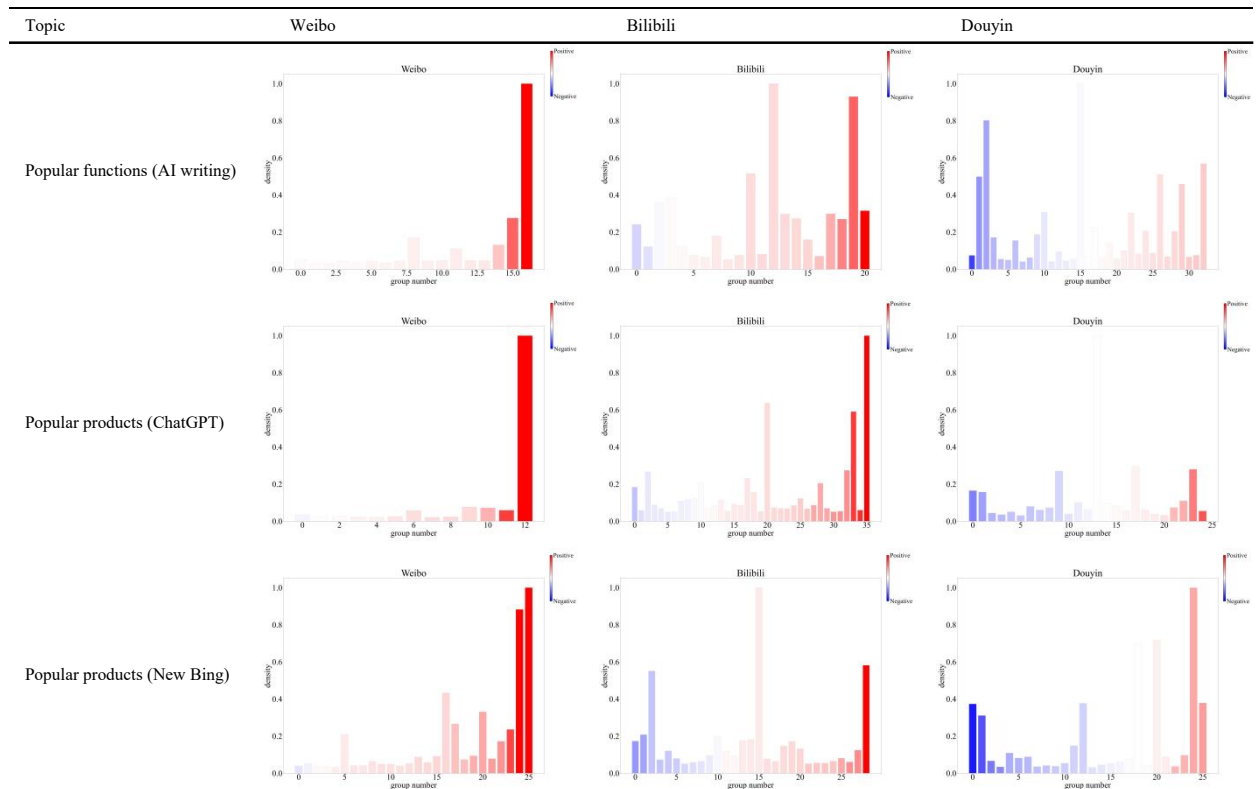


4.1.2. Weibo is the most susceptible platform for group polarization emotion on the AIGC topic

In the computation of group emotion, cluster density is of great significance as it reflects not only the redundancy of the group, but also the size of each post cluster. This indicates the popularity and spread of a post. Cluster density is calculated as the sum of replies and likes, with 'likes' offering an intuitive measure of the popularity of a single post. As the proposed group emotion calculation system is based on post comments, cluster density is equivalent to the cluster size of each primary post, with larger clusters tending to be more widely spread. Due to the features of internet platforms, there is a large difference in cluster size between different posts in the data obtained in this experiment, which can be several thousand times.

The relationship between cluster size and group emotion is illustrated in Table 5. To investigate their relationship, we arranged the content clusters on the horizontal axis from left to right based on their group emotion values. The horizontal axis represents the ranked cluster number after sorting by group emotion value, and the vertical axis represents the normalized cluster size within the range of [0,1]. The color of the column represents group emotion, with red indicating positive emotion, blue indicating negative emotion, and darker colors indicating larger absolute values. Column close to white can be judged as a cluster holding neutral emotion. Due to significant differences in cluster size, some very small clusters were omitted from the plot, and some small clusters were not clearly represented. Results are presented for only the ChatGPT, New Bing, and AI Writing topics due to space limitations, with results for other topics included in Appendix A.

Table 5
Relationship between group emotion value and post popularity



The figure shows that there are significant differences in the distribution characteristics of cluster popularity on various platforms. Weibo generally presents unipolar or bipolar group emotion distributions in all topics, with popular clusters usually having bigger absolute emotion values, and there are no popular clusters with a neutral emotion tendency. Posts that can trigger large-scale spread on Weibo often exhibit stronger and more extreme group emotion tendencies. In contrast, the cluster popularity of Bilibili and Douyin is more evenly distributed with the emotion value of the cluster and the high-emotion value clusters are not necessarily more popular. There are clusters in super-large sizes with an emotion tendency towards neutrality, unlike Weibo, which exhibits a clear polarizing tendency in all topics. Weibo exhibits a clear polarizing tendency in all topics, while group polarization also occurs in Bilibili in some topics, but the distribution of clusters in Bilibili is often more even than Weibo and the trend of cluster size is not clear under the same topic. This suggests that **Weibo is the platform where group polarization emotion on the AIGC topic is most likely to happen**. But posts with a neutral or indistinct group emotion tendency can also generate broader discussions and higher popularity on Bilibili and Douyin. Skewness coefficient of each topic is calculated in Table 6, to provide a more detailed account of platform's internal dispersion. The sign of skewness coefficient indicates the direction of data deviation, i.e., left or right, but we focus on the degree of dispersion more than the direction. Therefore, the mean absolute value represents the degree of polarization in each site. It can be observed that the skewness coefficient of Bilibili and Douyin is quite close, while Weibo's degree of polarization is much more than the other two platforms.

Table 6

Skewness coefficient of each topic

Topic	Weibo	Bilibili	Douyin
Popular functions (AI painting)	-3.6079	1.4591	1.2303
Popular functions (AI music)	3.6714	-0.4498	-0.3115
Popular functions (AI writing)	18.2295	-0.1954	-0.3619
Popular functions (AI translation)	7.6222	0.0679	0.3442
Popular products (ChatGPT)	18.9778	0.6070	0.1073
Popular products (ERNIE Bot)	9.7365	-0.1625	-1.9230
Popular products (New Bing)	3.3969	0.0897	0.2407
Popular products (Dreamily app)	24.7990	-0.1173	0.0786
Popular products (Copilot)	4.9084	0.7125	-0.1001
MAV	10.5450	0.4290	0.5220

4.2. Correlations between group dynamics indicators and group emotions

This section mainly presents the performance of the group dynamic factors proposed in Section 3.3 on three experiment websites. The Pearson coefficient is calculated between the group emotion values and group dynamics factors to find association. This method can measure the linear correlation between two variables, with a range of [-1, 1]. Positive values represent positive correlation, negative values represent negative correlation. The strength of the correlation is determined by the absolute value: larger absolute values indicate stronger correlations. A value of 0 indicates that there is no correlation between the two variables. The user data represents the attributes of all users of the website, which are all collected from the data statistics website Statista (<https://de.statista.com/>, Gullen & Plungis, 2013). Post status data comes from the statistical results of our self-built comment dataset.

4.2.1. User characteristics affect the group emotion value

Fig. 2(a). displays and compares the education level distribution data of users in the three platforms, and from this analysis, important patterns can be summarized. For both Weibo and Bilibili, more than half of the users hold a bachelor's degree or higher, while a similar proportion includes those with junior high school and high school education levels. Bilibili possesses a significantly larger percent of users with a bachelor's degree or above, reaching 80%, which is markedly higher than that of Weibo. This underscores the notable feature of a high education level among Bilibili users. In contrast, the education background composition of Douyin users is quite different: only 28.6% of users hold a bachelor's degree or higher, with a similar proportion of users having either junior high school or high school education levels. The highest proportion of users is in the high school education level category. Users with a high school education level or below make up over half of the population. The p-values between the three educational groups and the group emotion values are as follows: $p=0.5076$ for junior high school and below, $p=0.8991$ for senior high school, and $p=0.8025$ for bachelor's degree and above. It can be concluded that the proportion of users with high school and bachelor's degree or above has an impact on group emotions. **The proportion of people with senior high school education negatively affects the group emotion index, while the proportion of college-educated people positively affects it.** This indicates the importance of higher education in enhancing individuals' understanding of advanced technologies.

Fig. 2(b). compares and contrasts the proportion data of users in different age groups on the three platforms, among which Bilibili shows a significant difference from the other two platforms: users in the youth group of 25 years old and below make up the majority, reaching as high as 74.6% in Bilibili, while the proportion of middle-aged users aged 36 years and above is only half that of Weibo and one-third that of Douyin. The dominant users of Bilibili are mainly the Z generation people who are characterized by youth and high education level, many of whom were born between 1993 and 2005 and possess the characteristics of digital natives (Turner, 2015; Cilliers, 2017). This is a significant feature that distinguishes Bilibili from other platforms. In contrast, the age group composition of users in Douyin and Weibo is more even and similar. The 36 to 45-year-old group was combined with the 46 and above group as the 36 and above group of middle-aged, and the p-values between the three age groups and the group emotion value are as follows: $p=0.8991$ for 25 and below, $p=0.8979$ for 26-35, and $p=0.5259$ for 36 and above. It can be concluded that the proportion of users aged 35 and below has an impact on group sentiment. **The proportion of people aged 25 and below negatively affects the average group emotion, while the proportion of people aged 26-35 positively affects it.**

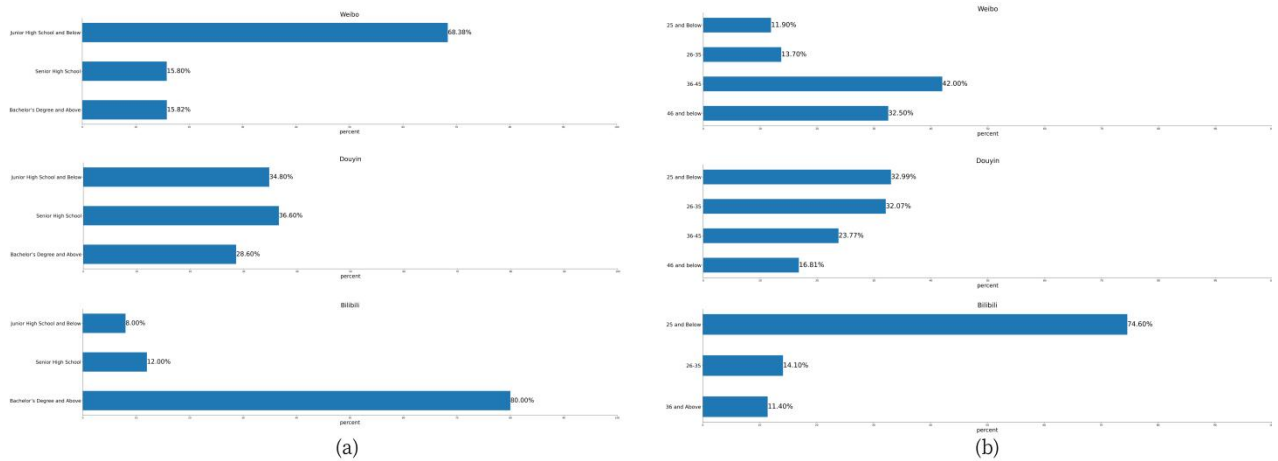


Fig. 2. User characteristics on three websites.

4.2.2. Platform mechanism affects group polarization on Weibo

According to the instructions in Section 3.3.2, we calculate the proportion of posts without comments for each platform in the dataset, and the results are shown in Table 7. From the table, we can observe that the proportion of posts without comments on Weibo is all above 70%, and even reaches as high as 95.5%, which means that the posts that cannot achieve high popularity and effective spread occupy the majority of content production on Weibo, making it difficult for ordinary users to form post clusters on Weibo. Compared with Weibo, the proportion of posts without comments on Douyin is relatively low, remaining at about 30%, and the proportion of posts without comments on Bilibili is greatly affected by topic popularity, but is still lower than that of Weibo. The proportion of celebrity publishers to ordinary users is also calculated in Table 7 for each platform of the dataset. Among the posts that form a cluster we crawled, the percentage of celebrity publishers on Weibo far exceeds that of the other two platforms, accounting for more than half of all users, which is significantly different from the other two platforms. And Bilibili's celebrity publisher's proportion is the lowest among experiment platforms. The p-value between the proportion of posts without comments and the proportion of posts published by celebrity users with the skewness coefficients on each platform is $p=0.9350$ and $p=0.9703$, respectively. Both values are near to 1, indicating a strong correlation between the platform mechanism and the occurrence of group polarization on Weibo. **To sum up, the different ways platforms design their recommendation systems lead to different formation of post clusters and celebrity publishers' influence on cluster formation. As a result, the higher the proportion of posts that have no comments or are from celebrity publishers, the greater the group sentiment polarization.**

Table 7

Proportion chart of platform characteristics

Topic	Proportion of posts without comments			Proportion of posts published by celebrity users		
	Weibo	Bilibili	Douyin	Weibo	Bilibili	Douyin
Popular functions (AI painting)	78.1%	26.9%	28.1%	56.9%	19.0%	22.0%
Popular functions (AI music)	81.3%	65.0%	9.0%	58.8%	8.8%	51.4%
Popular functions (AI writing)	78.6%	68.0%	13.8%	52.8%	11.8%	25.4%
Popular functions (AI translation)	82.6%	20.8%	11.1%	62.3%	10.9%	34.8%
Popular products (ChatGPT)	77.1%	32.5%	16.7%	52.8%	11.8%	15.3%
Popular products (ERNIE Bot)	76.7%	41.4%	12.8%	81.6%	10.3%	40.5%
Popular products (New Bing)	95.8%	22.7%	25.7%	82.4%	0.7%	10.9%
Popular products (Dreamily app)	75.3%	61.6%	32.4%	62.2%	3.4%	2.7%
Popular products (Copilot)	95.5%	33.9%	23.1%	88.4%	13.4%	18.0%
Average	82.3%	41.4%	19.2%	66.5%	9.9%	24.6%

5. Discussion

5.1. Summary of findings

This study examines the impact of artificial intelligence generated content (AIGC), a breakthrough in simulating human brain, on public emotions and opinions across different social media platforms. We develop a group emotion calculation and visualization system based on chains of communication, and analyze how various group dynamic factors influence public emotions towards nine AIGC products. We find that Douyin has the lowest group emotion values and a negative attitude towards AIGC among the three platforms, while Weibo and Bilibili show a consistent and positive trend. These findings imply that the education level and the age of users are two key dynamic factors that shape the group emotion for AIGC topics. The group emotion is negatively correlated with the proportion of senior high school users and users below 25 years old, and positively correlates with the proportion of university or higher education users and users aged between 26-35 years old. This study reveals that such users have a greater impact on the group emotion formation. Therefore, it is crucial for online regulatory authorities to pay attention to younger demographics.

We also find that Weibo is more prone to group emotional polarization than the other two platforms. By comparing Skewness coefficient with platform mechanism results, it becomes apparent that Weibo also presents features that are different from the other two platforms: the proportions of posts without comments and celebrity publishers are both extremely high. This suggests that the design of platform mechanism in Weibo differentiates the impact scope

of different users, and the content posted by ordinary users cannot be effectively spread. Posts by ordinary users that can trigger wide dissemination phenomena are more likely to contain controversial attitudes. Such platform mechanisms constitute the main dynamic factor for the spread of extreme emotion on Weibo. For emerging popular topics, this study reveals that more attention should be paid to the regulation of group emotion on Weibo compared to other platforms. It is important to monitor the emotional intensity of content posted by celebrity publishers, as well as to pay attention to the extreme statements of ordinary users, and promptly shut down malicious accounts that instigate violence.

5.2. Implications

First, in terms of academic research, current studies on group emotion mainly focus on the expression, contagion, and transmission of group emotion, with few research explaining the reasons for the formation of internet group emotion. We link group emotion to the theory of group dynamics, enriching the cross-platform study of the dynamics of group emotion formation. For popular AIGC, there are few studies that have investigated the public's most authentic and direct opinions about them, while we comprehensively and display netizens' attitudes towards AIGC through nine topics in detail, both in functionality and product dimensions, timely filling a relevant gap. This study is comprehensively based on the Chinese network environment and text, demonstrating good scalability. We plan to expand our research to English platforms in the future, thereby offering a cross-cultural perspective for the study of emerging technology group emotions on the worldwide Internet.

Second, in terms of practical implications, the research findings of this paper can provide a basis for decision-making for various network publishers. Especially in the context of the popularity of new AIGC technologies, it has significant practical implications for public opinion regulation and control, as well as cross-platform information dissemination. For the public opinion status of AIGC presented in this paper, the public needs to continuously improve their media literacy, and rationally analyze and judge information. Media platforms need to strengthen their self-governance, and build a good and equal discussion environment to reduce the degree of information dissemination bias. The governments need to carry out high-level design for public opinion guidance based on the platform mechanisms and user profiles, and selectively disseminate information according to platform differences. This study aims to facilitate a comprehensive understanding of artificial intelligence among the public, ensuring an accurate and impartial perception of the technology, enhancing the quality of AI services, helping the emerging technologies be used correctly for human well-being.

6. Conclusion

In this paper, based on the individual content of a web post, we establish a virtual group in online space, using user interactive comments as the basic element. We simulate a two-stage emotion propagation chain from individual small micro-clusters of comments and replies to the entire large macro-cluster of all comments. And we design an end-to-end complete social network group emotion calculation system at the same time, which is used to investigate the public opinion status of the popular AIGC technology. Based on the theory of group dynamics, we also design multiple group emotion dynamic quantification indicators. By comparing the indicator performance of three different types of social media on various relevant topics, this paper summarizes the characteristics of three social media platforms in terms of their communication dynamics, exhibiting the public's emotion attitude, discussion intensity, degree of dissent, and different emotion reactions towards different AIGC categories. There are two main shortcomings of this study: 1) The affective computing for comment texts only uses the SnowNLP package. The dictionary of SnowNLP is built on the e-commerce platforms' replies, which may result in bias in emotion value calculation. In the future, we plan to introduce more accurate text emotion calculation methods to improve the accuracy of the group emotion model. 2) We did not analyze group dynamics on topics. Due to the length limitation of this paper, we mainly focus on comparing the differences between platforms and do not analyze the dynamic differences in topics. Future work needs to combine the experiment data of this paper to further analyze the dynamic factors causing topic emotion differences.

This paper provides a summary of the emotional attitudes of public towards AIGC as expressed on social media and also explores the internal causes of emotional formation. In terms of theoretical significance, this study aims to provide a new perspective for group dynamics theory research related to the formation of group emotions. In terms of application significance, we hope this work can give decision-making references for public opinion guidance and offer solutions for possible social problems during the technology transition period.

CRediT authorship contribution statement

Qinglan Wei: Methodology, Investigation, Formal analysis, Supervision, Writing – original draft, Writing – review & editing, Funding acquisition. **Jiayi Li:** Conceptualization, Data curation, Investigation, Formal analysis, Software, Writing – original draft. **Yuan Zhang:** Conceptualization, Resources, Project administration, Writing – review & editing, Funding acquisition.

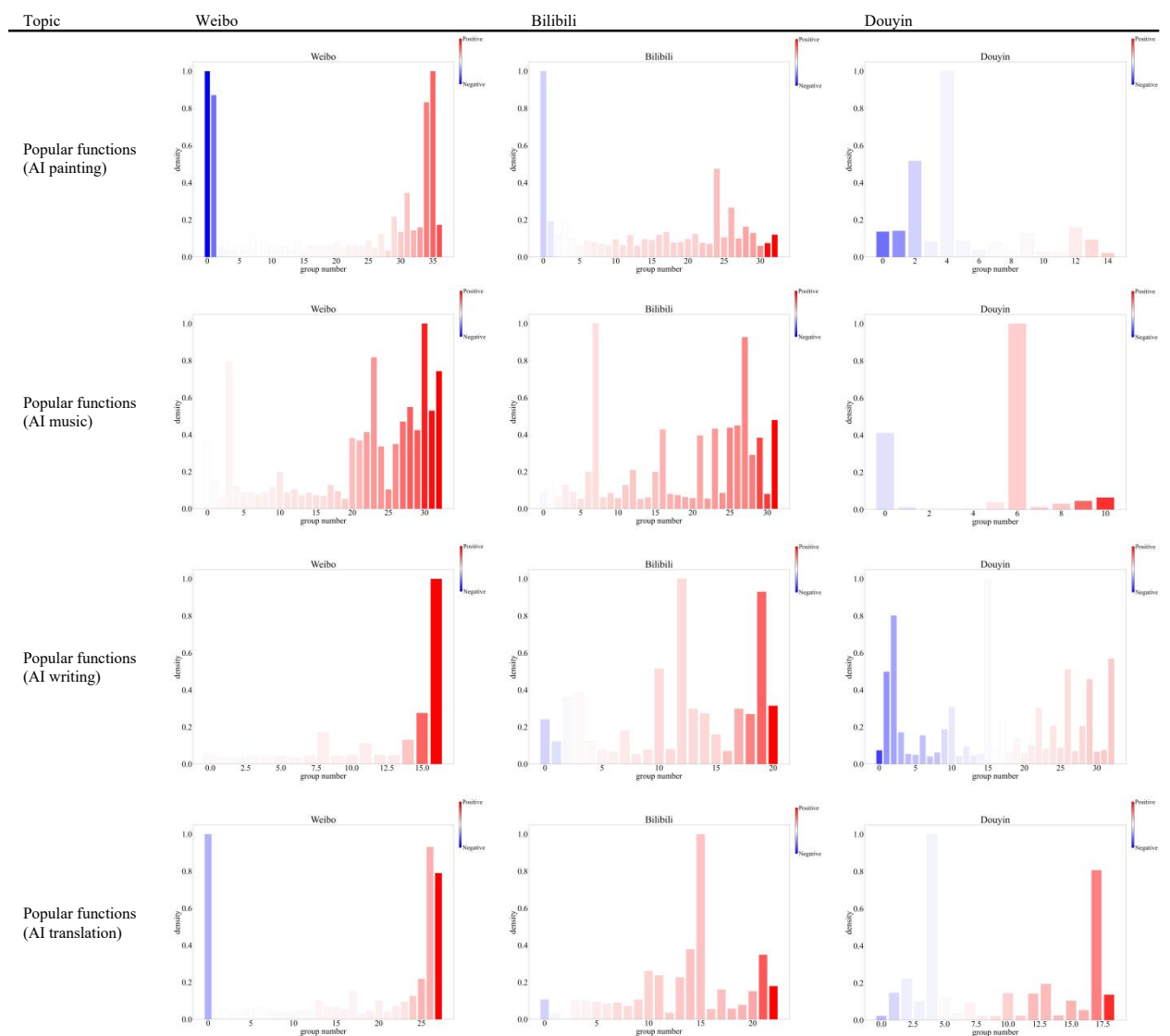
Data Availability

Data will be made available on request.

Acknowledgement

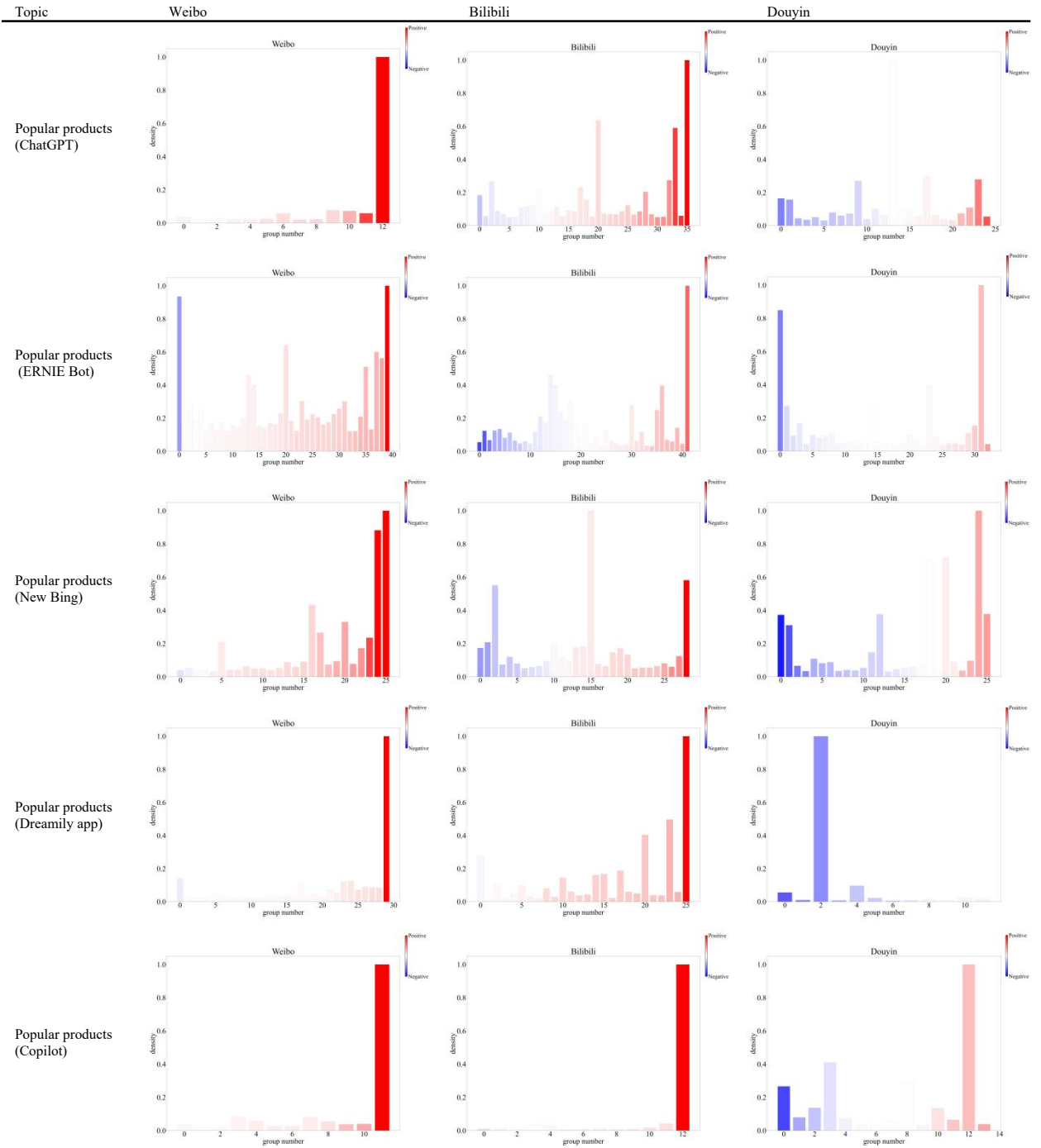
This study was supported by the National Social Science Foundation of China (No. 18ZDA307) and the National Natural Science Foundation of China (No. 71904028).

Appendix A. Relationship between group emotion value and post popularity on all experiment topics

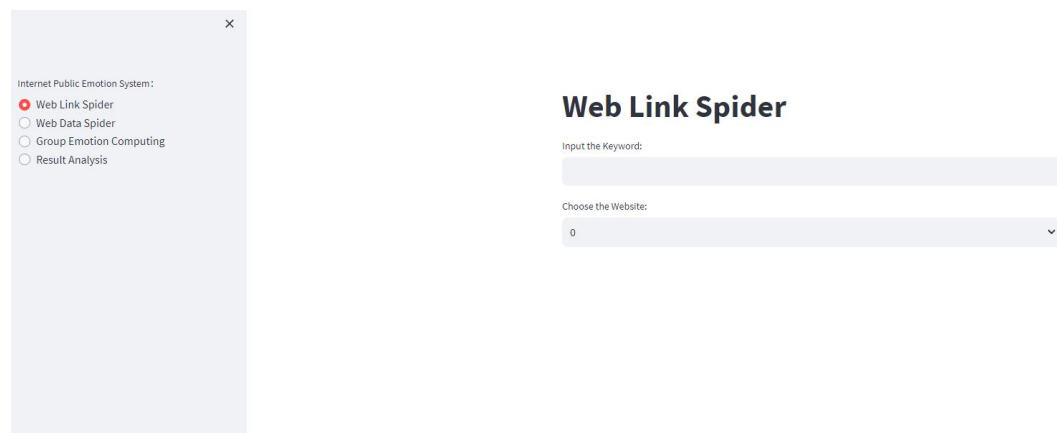


(continued on next page)

(continued)



Appendix B. Visualization interface of group emotion system



References

- Abrams D, Marques J, Bown N, et al. Anti-norm and pro-norm deviance in the bank and on the campus: Two experiments on subjective group dynamics[J]. *Group Processes & Intergroup Relations*, 2002, 5(2): 163-182.
- Alhabash S, Ma M. A tale of four platforms: Motivations and uses of Facebook, Twitter, Instagram, and Snapchat among college students? [J]. *Social media+ society*, 2017, 3(1): 2056305117691544.
- Amarasekara I, Grant W J. Exploring the YouTube science communication gender gap: A sentiment analysis[J]. *Public Understanding of Science*, 2019, 28(1): 68-84.
- Asker D, Dinas E. Thinking fast and furious: Emotional intensity and opinion polarization in online media[J]. *Public Opinion Quarterly*, 2019, 83(3): 487-509.
- Bae Y, Lee H. Sentiment analysis of twitter audiences: Measuring the positive or negative influence of popular twitterers[J]. *Journal of the American Society for Information Science and technology*, 2012, 63(12): 2521-2535.
- Barberá P, Jost J T, Nagler J, et al. Tweeting from left to right: Is online political communication more than an echo chamber? [J]. *Psychological science*, 2015, 26(10): 1531-1542.
- Barsade S G, Gibson D E. Group emotion: A view from top and bottom[J]. 1998.
- Berger J, Milkman K L. What makes online content viral?[J]. *Journal of marketing research*, 2012, 49(2): 192-205.
- Cai W, Jia J, Han W. Inferring emotions from image social networks using group-based factor graph model[C]//2018 IEEE International Conference on Multimedia and Expo (ICME). IEEE, 2018: 1-6.
- Centola D. The spread of behavior in an online social network experiment[J]. *science*, 2010, 329(5996): 1194-1197.
- Chen A, Zhang J, Liao W, et al. Multiplicity and dynamics of social representations of the COVID-19 pandemic on Chinese social media from 2019 to 2020[J]. *Information Processing & Management*, 2022, 59(4): 102990.
- Chen T J. ChatGPT and other artificial intelligence applications speed up scientific writing[J]. *Journal of the Chinese Medical Association*, 2023, 86(4): 351-353.
- Chen X, Xie H, Cheng G, et al. A decade of sentic computing: topic modeling and bibliometric analysis[J]. *Cognitive computation*, 2022, 14(1): 24-47.
- Choi S. The two-step flow of communication in Twitter-based public forums[J]. *Social science computer review*, 2015, 33(6): 696-711.
- Cilliers E J. The challenge of teaching generation Z[J]. *PEOPLE International Journal of Social Sciences*, 2017.
- Cinelli M, De Francisci Morales G, Galeazzi A, et al. The echo chamber effect on social media[J]. *Proceedings of the National Academy of Sciences*, 2021, 118(9): e2023301118.
- Del Vicario M, Vivaldo G, Bessi A, et al. Echo chambers: Emotional contagion and group polarization on facebook[J]. *Scientific reports*, 2016, 6(1): 37825.
- Dhall A, Goecke R, Gedcon T. Automatic group happiness intensity analysis[J]. *IEEE Transactions on Affective Computing*, 2015, 6(1): 13-26.
- Dhall A, Joshi J, Sikka K, et al. The more the merrier: Analysing the affect of a group of people in images[C]//2015 11th IEEE international conference and workshops on automatic face and gesture recognition (FG). IEEE, 2015, 1: 1-8.
- Ding X, Kou Y, Xu Y, et al. "As Uploaders, We Have the Responsibility": Individualized Professionalization of Bilibili Uploaders[C]//Proceedings of the 2022 CHI Conference on Human Factors in Computing Systems. 2022: 1-14.
- Dwivedi Y K, Kshetri N, Hughes L, et al. "So what if ChatGPT wrote it?" Multidisciplinary perspectives on opportunities, challenges and implications of generative conversational AI for research, practice and policy[J]. *International Journal of Information Management*, 2023, 71: 102642.
- Else H. Abstracts written by ChatGPT fool scientists[J]. *Nature*, 2023, 613(7944): 423-423.
- Ernst N, Blassnig S, Engesser S, et al. Populists prefer social media over talk shows: An analysis of populist messages and stylistic elements across six countries[J]. *Social media+ society*, 2019, 5(1): 2056305118823358.
- Feng, L. P., Yan, X., Cheng, T. J. (2021). Study on the evolution of negative group emotions based on government intervention and mainstream emotions in the Internet public opinion on emergencies. *J. Inf.* 40(06), 143-155.
- Ferrara E, Yang Z. Measuring emotional contagion in social media[J]. *PLoS one*, 2015, 10(11): e0142390.
- Fu P, Jing B, Chen T, et al. Modeling network public opinion propagation with the consideration of individual emotions[J]. *International Journal of Environmental Research and Public Health*, 2020, 17(18): 6681.
- Gullen A, Plungis J. *Statista*[J]. *The Charleston Advisor*, 2013, 15(2): 43-47.
- Hill A L, Rand D G, Nowak M A, et al. Emotions as infectious diseases in a large social network: the SISa model[J]. *Proceedings of the Royal Society B: Biological Sciences*, 2010, 277(1701): 3827-3835.
- Himmelboim, I., Xiao, X., Lee, D. K. L., Wang, M. Y., and Borah, P. (2020). A social networks approach to understanding vaccine conversations on Twitter: Network clusters, emotion, and certainty in HPV social networks. *Health. Commun.* 35(5), 607-615.
- Koffka, K. (1935). *Principles of Gestalt Psychology*. London: Lund Humphries.
- Kramer, A. D., Guillory, J. E., and Hancock, J. T. (2014). Experimental evidence of massive-scale emotional contagion through social networks. *Proc. Natl. Acad. Sci. U. S. A.* 111(24), 8788-8790.
- Khamis S, Ang L, Welling R. Self-branding, 'micro-celebrity' and the rise of social media influencers[J]. *Celebrity studies*, 2017, 8(2): 191-208.
- Kim Y, Sohn D, Choi S M. Cultural difference in motivations for using social network sites: A comparative study of American and Korean college students[J]. *Computers in human behavior*, 2011, 27(1): 365-372.
- Kirschner, P. A., & Karpinski, A. (2010). Facebook® and academic performance. *Computers in Human Behavior*, 26, 1237e1245. <http://dx.doi.org/10.1016/j.chb.2010.03.024>.
- Ko H, Cho C H, Roberts M S. Internet uses and gratifications: A structural equation model of interactive advertising[J]. *Journal of advertising*, 2005, 34(2): 57-70.
- Köhler W. *Gestalt psychology*[J]. *Psychologische Forschung*, 1967, 31(1): XVIII-XXX.
- Lee E, Lee J A, Moon J H, et al. Pictures speak louder than words: Motivations for using Instagram[J]. *Cyberpsychology, behavior, and social networking*, 2015, 18(9): 552-556.
- Lei S, Zhang X, Liu S. Dynamic robustness of open-source project knowledge collaborative network based on opinion leader identification[J]. *Entropy*, 2021, 23(9): 1235.
- Lewin K. *Resolving social conflicts: selected papers on group dynamics*[J]. 1948.
- Lewis K, Gonzalez M, Kaufman J. Social selection and peer influence in an online social network[J]. *Proceedings of the National Academy of Sciences*, 2012, 109(1): 68-72.

- Lin KY, Lu HP. Why people use social networking sites: an empirical study integrating network externalities and motivation theory. *Computers in Human Behavior* 2011; 27: 1152–1161.
- Liu Z, Zhang T, Lan Q. An extended SISA model for sentiment contagion[J]. *Discrete Dynamics in Nature and Society*, 2014, 2014.
- Maitner A, Mackie D, Smith E. Evidence for the Regulatory Function of Intergroup Emotion: Implementing and Impending Intergroup Behavioral Intentions *Journal of Experimental Social Psychology*, vol.42, 2006. pp.720-726.
- Marques J M, Paez D. The ‘black sheep effect’: Social categorization, rejection of ingroup deviates, and perception of group variability[J]. *European review of social psychology*, 1994, 5(1): 37-68.
- Marques J, Abrams D, Seródio R G. Being better by being right: subjective group dynamics and derogation of in-group deviants when generic norms are undermined[J]. *Journal of personality and social psychology*, 2001, 81(3): 436.
- Marwick A E. Status update: Celebrity, publicity, and branding in the social media age[M]. Yale University Press, 2013.
- McKenna K Y A, Green A S. Virtual group dynamics[J]. *Group dynamics: theory, research, and practice*, 2002, 6(1): 116.
- Park C S. Does Twitter motivate involvement in politics? Tweeting, opinion leadership, and political engagement[J]. *Computers in human behavior*, 2013, 29(4): 1641-1648.
- Phillips W. LOLing at tragedy: Facebook trolls, memorial pages and resistance to grief online[J]. *First Monday*, 2011.
- Pinto J R, Gonçalves T, Pinto C, et al. Audiovisual classification of group emotion valence using activity recognition networks[C]//2020 IEEE 4th International Conference on Image Processing, Applications and Systems (IPAS). IEEE, 2020: 114-119.
- Prensky M. Digital natives, digital immigrants part 2: Do they really think differently?[J]. *On the horizon*, 2001.
- Prensky M. Don't bother me, mom, I'm learning! How computer and video games are preparing your kids for 21st century success and how you can help![M]. St. Paul, MN: Paragon house, 2006.
- Roberts A, Engel J, Raffel C, et al. A hierarchical latent vector model for learning long-term structure in music[C]//International conference on machine learning. PMLR, 2018: 4364-4373.
- Rudolph J, Tan S, Tan S. War of the chatbots: Bard, Bing Chat, ChatGPT, Ernie and beyond. The new AI gold rush and its impact on higher education[J]. *Journal of Applied Learning and Teaching*, 2023, 6(1).
- Rydell R J, Mackie D M, Maitner A T, et al. Arousal, processing, and risk taking: Consequences of intergroup anger[J]. *Personality and Social Psychology Bulletin*, 2008, 34(8): 1141-1152.
- Sabate F, Ferebég-Mirabent J, Cañabate A, et al. Factors influencing popularity of branded content in Facebook fan pages[J]. *European management journal*, 2014, 32(6): 1001-1011.
- Shao G. Understanding the appeal of user-generated media: a uses and gratification perspective[J]. *Internet research*, 2009.
- Sherman L E, Payton A A, Hernandez L M, et al. The power of the like in adolescence: Effects of peer influence on neural and behavioral responses to social media[J]. *Psychological science*, 2016, 27(7): 1027-1035.
- Sledgianowski D, Kulviwat S. Using social network sites: The effects of playfulness, critical mass and trust in a hedonic context[J]. *Journal of computer information systems*, 2009, 49(4): 74-83.
- Sun B, Wei Q, Li L, et al. LSTM for dynamic emotion and group emotion recognition in the wild[C]//Proceedings of the 18th ACM international conference on multimodal interaction. 2016: 451-457.
- Tetlock P E, Peterson R S, McGuire C, et al. Assessing political group dynamics: a test of the groupthink model[J]. *Journal of personality and social psychology*, 1992, 63(3): 403.
- Tsang S J, Rojas H. Opinion leaders, perceived media hostility and political participation[J]. *Communication Studies*, 2020, 71(5): 753-767.
- Turner A. Generation Z: Technology and social interest[J]. *The journal of individual Psychology*, 2015, 71(2): 103-113.
- Van Kleef G A. The emerging view of emotion as social information[J]. *Social and Personality Psychology Compass*, 2010, 4(5): 331-343.
- Von Scheve C, Ismer S. Towards a theory of collective emotions[J]. *Emotion review*, 2013, 5(4): 406-413.
- Wahlström M, Törnberg A. Social media mechanisms for right-wing political violence in the 21st century: Discursive opportunities, group dynamics, and co-ordination[J]. *Terrorism and Political Violence*, 2021, 33(4): 766-787.
- Wang Z, Liu H, Liu W, et al. Understanding the power of opinion leaders' influence on the diffusion process of popular mobile games: Travel Frog on Sina Weibo[J]. *Computers in Human Behavior*, 2020, 109: 106354.
- Welbourne D J, Grant W J. Science communication on YouTube: Factors that affect channel and video popularity[J]. *Public understanding of science*, 2016, 25(6): 706-718.
- Whiting A, Williams D. Why people use social media: a uses and gratifications approach[J]. *Qualitative market research: an international journal*, 2013, 16(4): 362-369.
- Yang C C, Wang F L. Fractal summarization: summarization based on fractal theory[C]//Proceedings of the 26th annual international ACM SIGIR conference on Research and development in informaion retrieval. 2003: 391-392.
- Zafarani R, Cole W D, Liu H. Sentiment propagation in social networks: a case study in livejournal[C]//International Conference on Social Computing, Behavioral Modeling, and Prediction. Springer, Berlin, Heidelberg, 2010: 413-420.
- Zeng J, Abidin C, Schäfer M S. Research Perspectives on TikTok & Its Legacy Apps| Research Perspectives on TikTok and Its Legacy Apps—Introduction[J]. *International Journal of Communication*, 2021, 15: 12.
- Zhang L, Pentina I. Motivations and usage patterns of Weibo[J]. *Cyberpsychology, Behavior, and Social Networking*, 2012, 15(6): 312-317.
- Zhang, X. X., and Han, W. (2021). Research on information dissemination of social networks under the Internet. *Sci. Technol. Inf.* 19(14), 46–49. doi:10.16661/j.cnki.1672-3791.2106-5042-1369.
- Zhao Y, Xu M, Dong Y, et al. Fuzzy inference based Hegselmann–Krause opinion dynamics for group decision-making under ambiguity[J]. *Information Processing & Management*, 2021, 58(5): 102671.