

# Airdrops: Giving Money Away Is Harder Than It Seems\*

Johnnatan Messias<sup>1</sup>, Aviv Yaish<sup>2</sup>, and Benjamin Livshits<sup>3</sup>

<sup>1</sup> Unaffiliated

<sup>2</sup> Hebrew University

<sup>3</sup> Imperial College London

**Abstract.** Airdrops are a common strategy used by blockchain protocols to attract and grow an initial user base. Tokens are typically distributed to select users as a “reward” for engaging with the protocol, aiming to foster long-term community loyalty and sustained economic activity. Despite their prevalence, there is limited understanding of what makes an airdrop successful. This paper outlines the design space for airdrops and proposes key outcomes for an effective strategy. We analyze on-chain data from six large-scale airdrops to assess their success and find that a substantial portion of tokens is often sold off by “airdrop farmers.” Based on this analysis, we highlight common pitfalls and offer guidelines for improving airdrop design.

## 1 Introduction

Blockchain protocols often design reward programs to attract new customers and foster the loyalty of existing users. In recent years, the practice of distributing platform-minted tokens, known as “airdropping,” has gained widespread popularity [45]. For example, in 2023 alone, 4.56 billion US dollars worth of tokens were airdropped to users across various protocols [6]. Although the use of airdrops is prevalent in the blockchain world, we present preliminary findings showing that there is no significant correlation between performing an airdrop and a platform’s popularity relative to available alternatives. Intuitively, this is not optimal and may result in the loss of funds that can be used to improve the Quality-of-Service (QoS) offered by the platform.

Although the fundamental concept of airdrops is relatively straightforward, the design space for such reward schemes is expansive and may vary depending on the characteristics of the platform implementing the airdrop. For instance, certain airdrop mechanisms focus on power users, granting them a substantial amount of rewards with the expectation that these users will stimulate valuable economic activity, subsequently attracting additional users. However, a potential drawback to this approach arises when the distributed tokens empower users to

---

\* J. Messias and A. Yaish contributed equally to this work. Some of this work was performed while the authors were at Matter Labs.

propose changes to a protocol through decentralized governance, typically employing a one-token-one-vote strategy, where a single user may possess more than one voting token. This introduces the risk of voting power concentration, where a minority of users hold the majority of the decision-making power [17,48,60].

To understand why previous airdrops did not always achieve their goals and to quantify their success, we first articulate a set of reasonable desired outcomes for airdrops. We go over previous airdrops, see how they measure up, and uncover some interesting insights in the process, comparing them to a basic desiderata. Specifically, we analyze the data pertaining to five popular airdrops (ENS [14], dYdX [33], 1inch [7], Arbitrum [35], and Uniswap [1]) and a fake airdrop conducted by a Sybil farmer (Gemstone [30,42]). We conclude that most of the proceeds (as high as 95%) have been sold via exchanges shortly after the airdrop, implying that the airdrops fall short of their intended purpose and benefit mostly *airdrop farmers*, highly-skilled users who employ sophisticated tactics to increase the share of tokens that they receive. Furthermore, we describe the common challenges faced by airdrops in the past. Given that airdrops are a relatively recent phenomenon, it is expected that the theoretical and practical understanding of them are still in their infancy, and thus previous airdrops may not have been entirely successful in the long run. Finally, we use our analysis to suggest ways to create better airdrop mechanisms that are more fair to honest users.

We summarize our contributions as follows.

- ▶ *Arbitrum study.* We perform a comprehensive case study of the Arbitrum [35] airdrop by measuring elements such as transaction volume, token distribution structure, and token value before and after the airdrop period. We observed a notable increase in total daily fees coinciding with the airdrop event. However, the per-address transaction count for Arbitrum declined following the airdrop. Other protocols performed better than Arbitrum when no airdrop occurred.

- ▶ *Quantitative analysis.* We conducted a quantitative analysis of airdrops executed by ENS, dYdX, 1inch, Arbitrum, Uniswap, and an additional fake airdrop named Gemstone. We show that most of the funds received through these airdrops are sold on exchanges, instead of being used to create dapp or platform engagement on the part of end-users. This corresponds to 36.62% of all ENS tokens. Similar trends are evident for dYdX (35.45%) and 1inch (54.05%). On average, tokens were typically sold on exchanges within 1 to 2.34 transfers after being received, with a median of 2 transfers.

- ▶ *Qualitative analysis.* We conducted a qualitative analysis of past airdrops and propose guidelines for the development of future airdrops to mitigate the issues we identified. Our focus lies on airdrop farming and the distribution of governance tokens through airdrops. To address these concerns, we suggest alternative incentives, such as *offering fee discounts for subsequent interactions within the blockchain protocol.*

- ▶ *Multi-chain empirical data.* We collected data from two major Ethereum rollups that are underexplored by the literature, Arbitrum and ZKsync Era, and

Table 1: List of popular airdrops we analyze in this paper.

<i>Airdrop</i>	<i>Start date</i>	<i>End date</i>	<i>Blockchain</i>	<i>Occurrence</i>	<i>Project type</i>
ENS [14]	Oct. 2021	May 2022	Ethereum	Single	Name service
dYdX [33]	Sept. 2021	Still active	Ethereum	Continuous	DEX
linch [7]	Dec. 2020	Still active	Ethereum	Continuous	DEX
Gemstone [30]	Jul. 23 <sup>rd</sup> , 2023	Jul. 31 <sup>st</sup> , 2023	ZKsync Era	Single	<b>Fake airdrop</b>
Arbitrum [35]	Mar. 2023	Sept. 2023	Arbitrum One	Single	Single
Uniswap [1]	Sept. 2020	Still active	Ethereum	Continuous	DEX

moreover, collect and label data from major airdrops. We plan to share both our dataset and scripts in a publicly-accessible repository.

## 2 Airdrop Desiderata

Airdrops are powerful tools for promoting protocols and acquiring users, attracting newcomers, and incentivizing existing users to engage with these protocols and their applications. They are widely utilized for these purposes, with numerous examples documented in the literature (see Table 1). Protocols can create tokens and use airdrops to distribute them to users. For example, blockchain rollup solutions like Arbitrum, Optimism, and ZKsync Era, as well as DeFi applications such as Uniswap, linch, dYdX, and ENS have all employed airdrops.

Airdrops can manifest in various forms, with single-round and multi-round distributions being the most prevalent [2]. In a single-round airdrop, tokens are distributed to users all at once, whereas multi-round airdrops involve distributing tokens over multiple rounds each following different strategies. This approach allows leveraging insights from previous rounds to address challenges encountered, such as mitigating potential Sybil (i.e., multiple accounts controlled by a single entity) by observing past user behavior patterns [2]. The choice between single-round and multi-round airdrops depends on the protocol’s objectives and community dynamics.

Moreover, the timing of an airdrop significantly impacts the number of eligible users receiving tokens. Established protocols opting for delayed airdrops may have a larger user base compared to newer projects executing airdrops sooner. This difference in user base size introduces complexity when performing Sybil detection, as there are more accounts to evaluate and potentially safeguard against. If not performed correctly, this could impact community happiness. In such instances, the protocol may inadvertently reward accounts linked to industrial farming, which could be viewed negatively by the community. To mitigate this issue, LayerZero Labs implemented a self-reporting mechanism for sybils [39]. Under this system, sybils have the option to self-report and receive 15% of their designated token allocation.

Next, we decompose airdrop’s high-level goal to bootstrap a community of users into multiple sub-goals. These sub-goals are not necessarily orthogonal and there may be others that are worthwhile to pursue; we focus on them as they serve to illustrate interesting issues faced by common airdrop mechanisms.

**Attract users in the short-term.** Historically, airdrops have been employed by new blockchain protocols to establish an initial user base and to provide an initial boost of liquidity to the underlying chain and its protocols. Decentralized platforms, in particular, tend to become more useful and attractive to users as the level of economic activity increases.

**Foster long-term involvement.** Bootstrapping an initial base of users is important, but not enough for sustaining a high degree of economic activity over time. Ideally, users should become *regular*, everyday users. This can be achieved by issuing rewards that can only be used within the blockchain protocol or application, similarly to frequent-flyer points. For example, in Layer-2 blockchains (L2s) [59], one may award fees discounts on future transactions. Other measures that may help are having multiple airdrops and rewarding users who perform “quests” that expose them to what the protocol has to offer. For example, Linea’s airdrop quests gave users an in-depth tour of their features and use-cases [37].

**Target value-creating users.** An airdrop should ideally focus on users who can contribute the most to the long-term sustainability of their platform. In the context of platforms that rely on user-based liquidity provisioning, this may refer to users who provide the most liquidity to lending pools [72] and Decentralized Exchanges (DEXs) [70], or across a variety of tokens. In rollups, one may consider so-called “creators” who deploy popular and useful contracts or users who bridge tokens to the rollup [74] as particularly valuable. Such users provide additional use cases for a platform, and thus serve to attract other users.

### 3 Exchange Aftermarket Analysis

The motivation for our quantitative analysis in this paper comes from the following observation: *airdrop recipients quickly sell tokens and jump ship*, which obviously defeats the point of airdrops in the first place. Analyses performed on DEX airdrops show that airdrop recipients sometimes sell all of their tokens shortly after receiving them. For example, shortly after the ParaSwap’s drop, 61% of their tokens were sold [16].

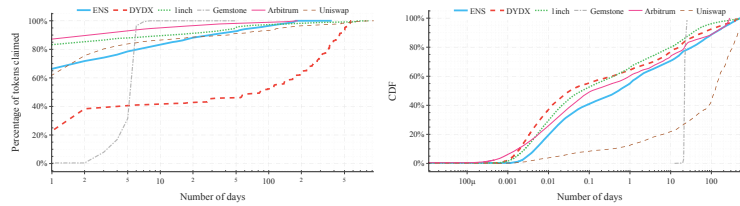
In both cases, the majority of recipients ceased using the relevant blockchain protocols within a few months. This pattern suggests that the airdrop was ineffective in keeping recipients engaged, or that many recipients were likely Sybil accounts. Moreover, a rapid sell-off could unsettle the market, particularly if seen as an indication of dwindling confidence in the protocol’s future prospects. Here, we examine data associated with six airdrops presented in Table 1, which were gathered from archive nodes of Ethereum, Arbitrum, and ZKsync Era (see §A for details on our data collection). To identify exchanges, we use a list of 620 exchange account addresses obtained from Dune and Etherscan [15].

#### 3.1 Tokens Distributed Over Time

We provide quantitative insights into how airdropped tokens are disseminated across the user base in Table 2. Our analysis reveals a significant number of recipients for each airdrop, suggesting potential involvement of airdrop farmers (see

Table 2: Airdrop distribution statistics for the six airdrops. Note that protocols often send a high share of airdropped tokens to addresses they control. For more details on the top earners, refer to Table 4 in §D.

Protocol	Token supply	Tokens distributed	% sold at exchanges	# of recipient addresses	Tokens received per address			
					Mean	Median	Min	Max
ENS	$100 \times 10^6$	$19.6 \times 10^6$	36.62%	102,822	190.93	152.4	0.0001	1143.54
dYdX	$1 \times 10^9$	$1.77 \times 10^8$	35.45%	42,682	2325.85	392.56	0	$24.7 \times 10^6$
linch	$1.5 \times 10^9$	$83.2 \times 10^6$	54.05%	43,402	1917.86	636.48	0	$9.75 \times 10^6$
Gemstone	$50.6 \times 10^{15}$	$50.4 \times 10^{15}$	95.01%	20,014	$2.31 \times 10^{12}$	$2.51 \times 10^{12}$	0	$2.64 \times 10^{12}$
Arbitrum	$10 \times 10^9$	$1.09 \times 10^9$	10.15%	583,137	1874.02	1250	625	10,250
Uniswap	$1 \times 10^9$	$136.5 \times 10^6$	5.50%	220,220	620.13	400	400	$2.1 \times 10^6$



(a) Daily token claims. (b) Time to reach an exchange.

Fig. 1: Comparison of token claiming and transfer patterns post-airdrop: (a) daily token claims; (b) time taken to reach an exchange.

column 5 in Table 2). Furthermore, the data indicate that tokens were frequently traded on exchanges. This is supported by the observation that the initial transfer made by the addresses post-airdrop was often a sale on an exchange (see column 4 in Table 2). Notably, the case of Gemstone is particularly striking, with 95% of its tokens being sold on exchanges. In this particular Gemstone case, a non-open sourced DEX created by the airdrop farmer [30].

Furthermore, Gemstone’s airdrop stands out significantly in terms of the number of tokens distributed compared to other airdrops. This substantial distribution also results in a notably higher median number of airdrops per recipient when compared to the other airdrops as shown in Table 2. Remarkably, Gemstone allocated the lion’s share, specifically 99.53%, of their total token supply during their airdrop campaign. It is important to highlight that Gemstone was executed primarily as a Sybil attack rather than a legitimate airdrop.

Among all the airdrops analyzed in this study, the Arbitrum airdrop exhibited the fastest rate of token claims by users. Fig. 1a illustrates the distribution of accounts claiming their tokens each day. Arbitrum conducted a substantial airdrop, distributing 1,162,166,000 ARB tokens among 625,143 selected accounts. Notably, 583,137 (93.28%) of these accounts successfully claimed 94.03% of the allocated ARB tokens. Remarkably, 72.45% of the accounts completed their token claims on the first day, with an additional 14.41% doing so on the following day. This cumulative figure amounts to almost 87% of accounts claiming the Arbitrum airdrop within one day of its release, indicating high user engagement and prompt action among the majority of participants.

Users typically interact with exchanges to convert one token for another and to sell them. To assess how often users receiving an airdrop sell these tokens on

Table 3: Airdrop recipients’ interaction with exchanges. Gemstone and linch stands out as an exception with a median of 1 hop, while other protocols show a median of 2 hops for connecting airdrop recipients with exchanges.

Protocol	Total	Airdrop recipients		# of hops to reach an exchanges			
		# sent to exchanges	% sent to exchanges	Mean	Median	Min.	Max.
ENS	102,822	86,156	83.79%	1.65	2	1	50
dYdX	42,682	40,475	94.83%	1.77	2	1	17
linch	43,402	41,913	96.57%	1.50	1	1	7
Gemstone	20,014	20,000	99.93%	1	1	1	1
Arbitrum	583,137	555,036	95.18%	2.34	2	1	31
Uniswap	220,220	213,066	96.75%	2.21	2	1	17

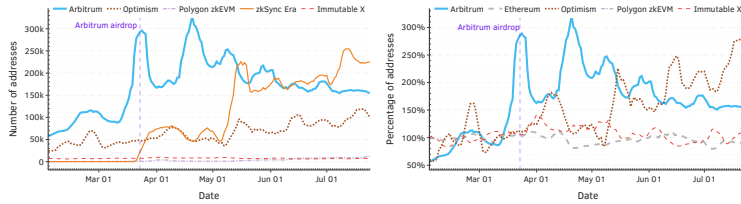
exchanges for profit, we analyzed user interactions with exchanges post-airdrop. Table 3 indicates that a significant proportion of airdrop recipients engage with exchanges to trade their tokens. This engagement ranges from a minimum of 83.79% in the case of ENS to a maximum of 99.93% for Gemstone.

Additionally, Table 3 also presents the shortest path from each recipient address of an airdrop to any exchange address in our dataset. Our findings reveal that the transfer of tokens to exchanges generally involves only a few steps, suggesting that airdrop recipients do not make significant efforts to conceal their activities. Gemstone is a notable outlier, with all tokens being sold within a single hop. Surprisingly, most accounts managed to reach an exchange with a relatively low number of intermediary hops (2 hops). This observation underscores the pivotal role that exchanges play within the cryptocurrency ecosystem.

The majority of accounts exchanged their tokens within approximately one million blocks post-airdrop. The number of blocks for Gemstone is significantly higher than others due to a delay introduced by its developer. Given the difference in block generation times between Ethereum (with a new block created every 15 seconds) and ZKsync, we normalized the blocks in terms of days. From Fig. 1b, within a single day, 66.09% of the linch accounts interacted with an exchange. In comparison, ENS had an interaction rate of 55.15%, while dYdX stood at 64.26% followed by Arbitrum and Uniswap with 60.34% and 12.39%, respectively. This rapid exchange behavior does not align with one of the primary objectives of a protocol conducting an airdrop, which is to promote sustained user engagement, as discussed in §2. *The prompt exchange of tokens suggests that users might be leaving a protocol soon after receiving their airdrops.*

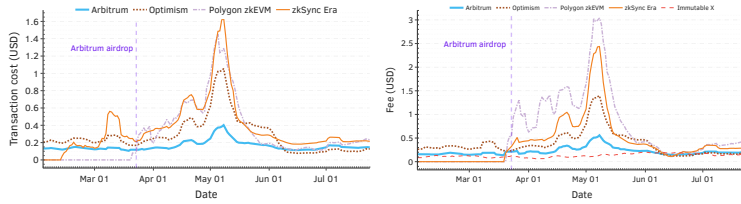
### 3.2 Token Distribution Graphs

To better understand the structure of the transfers that happened after each address received the airdrop tokens, we analyzed the transfer network. Denoted as  $G(V, E)$ , every node (V) represents an address, and an edge (E) is established when tokens are transferred from one address to another. Specifically, the ENS network consists of 184,585 nodes and 608,462 edges, the dYdX network comprises 112,853 nodes and 406,027 edges, the Gemstone network encompasses 20,014 nodes and 240,113 edges, and the linch network features 308,329 nodes and 1,400,913 edges. Lastly, Arbitrum accounts for 2,025,898 nodes and 27,438,608 edges while Uniswap contains 1,180,830 nodes and 3,762,613 edges.



(a) Absolute number. (b) Relative daily active addresses.

Fig. 2: Unique daily active addresses per protocol: (a) Absolute number; (b) relative to the average for the 50 days before Arbitrum’s airdrop.



(a) Daily median fees. (b) Daily average fees.

Fig. 3: Daily transaction fees in USD. (a) Median; and (b) Average.

To make these graphs more visually readable, we limited the number of hops in the data to one hop from any address that received the protocol airdrop the first few hours after the airdrop and plot their largest component in Fig. 7 in §B. We manually labeled the higher in-degree nodes using labels provided by Etherscan, a popular blockchain explorer [15]. We show that for all protocols but Gemstone, the DEX that received the majority of transfers (measured in terms of in-degree) from airdrop recipients is Uniswap, followed by SushiSwap.

In the case of Gemstone, all tokens were sent to the address 0x7aa...49ad in just a single hop. On the other hand, in dYdX, the airdrop utilized a more diverse set of exchange addresses. Notably, as depicted in Table 3, a portion of the airdrop recipients chose to sell their tokens on an exchange. We see some common exchanges like Uniswap, Wintermute, and SushiSwap.

## 4 Measuring the Airdrop Lift

Empirical evidence suggests that some airdrops excel in attracting users in the short-term, at least superficially [16]. Although there is some preliminary data showing that airdrops fail in achieving the other goals, there is a dearth of solid research on the topic [16,25]. In this section, we examine this through the lens of some relevant metrics such as daily transaction count, daily active addresses, median transaction cost, Total Value Locked (TVL), fees paid by users, and stablecoin market cap applied to the Arbitrum airdrop. We rely on data source from Growthpief [29]. For more details on this data refer to §A in the appendix.

#### 4.1 Unique Active Addresses

*Others outperformed Arbitrum without an airdrop.* While the number of unique addresses on Arbitrum increased post-airdrop (March 22nd 2023 [57]) and remained 50% higher than pre-airdrop levels, other protocols achieved similar growth without an airdrop. For example, per Fig. 2b, Optimism saw a larger increase in addresses in May 2023, likely due to the Bedrock launch [54]. Similarly, ZKsync Era surpassed Arbitrum’s address count two months after the airdrop, as shown in Fig. 2a.

*Fees may explain the closing gap between Arbitrum and Optimism.* Arbitrum has consistently led Optimism in daily active addresses. However, Fig. 8 in §C shows this gap narrowing. Before the airdrop, Arbitrum had 2.6 times more active addresses than Optimism, but in the last 50 days, this has decreased to 1.83 times. Optimism’s lower median transaction fees since June may partly explain this trend (Fig. 3a), with the average fee gap between the two protocols being even smaller (Fig. 3b).

*Unique address counts oscillates over time.* The number of unique addresses shows oscillatory behavior, as seen in Fig. 2b, with rapid rises, peaks, and drops. Notably, Optimism and Arbitrum display inverted phases in relative address counts, possibly due to users switching between protocols as fees rise. However, Fig. 3a shows no such pattern in median transaction fees, with Arbitrum consistently having lower fees in mid-May 2023. However, *unique address counts metric can be gameable.* Per our analysis, Arbitrum’s airdrop did not lead to long-lasting user involvement, as the unique address metric can be gamed. Users can create multiple addresses (Sybil attacks) to exploit airdrop limits. This makes the metric unreliable for measuring genuine activity, as large fluctuations may result from such behavior. Furthermore, the accessibility of airdrop farming software facilitates the automated execution of such activities [10,24,53,63]. Thus, alternative, more Sybil-resistant metrics should be considered to gauge authentic user involvement such as graph network analysis [16,43] combined with machine learning techniques [31,50,66].

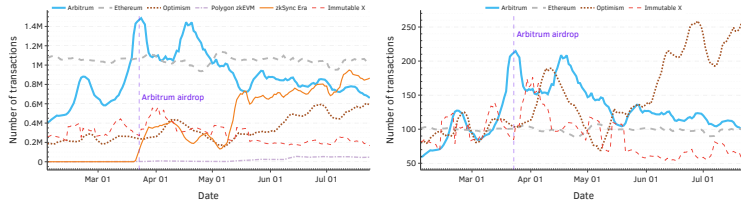
#### 4.2 Transaction-related Metrics

Transaction-related metrics provide a useful proxy for measuring “real” economic activity, as users must pay a fee to send transactions [27], excluding cases with retroactive rebates or protocols operating at a loss [55].

*The Arbitrum-Optimism gap narrows when considering transactions.* Notably, the transaction count gap between Arbitrum and Optimism had nearly closed by the end of July (see Fig. 4a). Additionally, Fig. 4b shows that Immutable X’s daily transaction count has almost halved since Arbitrum’s airdrop, whereas its unique address count remained relatively stable. This suggests that while address numbers held steady, user engagement with Immutable X has decreased.

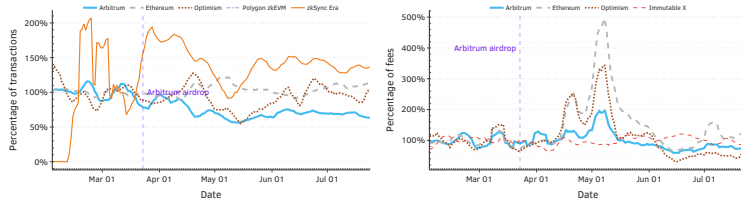
*Arbitrum’s per-address transaction count declined post-airdrop.* To assess how Arbitrum’s airdrop impacted user engagement in other protocols, Fig. 5a shows





(a) Absolute daily transactions. (b) Relative daily transactions.

Fig. 4: Daily number of transactions per protocol. (a) Absolute number; (b) relative to the average for the 50 days before Arbitrum’s airdrop.



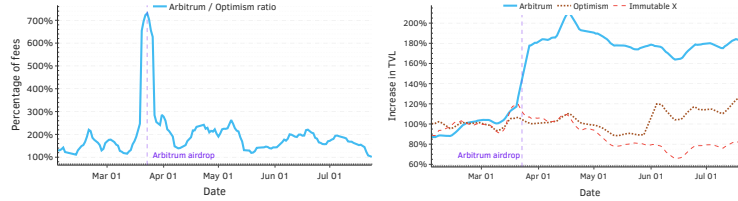
(a) Daily transactions per address. (b) Average fees spent per address.

Fig. 5: Daily transactions per address (a) and daily average fees per address (b), relative to the average before Arbitrum’s airdrop.

the relative average daily transaction count per unique address. Since the airdrop, Arbitrum’s per-user transaction count has dropped to less than 75% of its pre-airdrop level. However, since *transaction counts can be misleading without considering fees*, high transaction counts alone may not indicate genuine engagement. In this regard, some protocols require users to perform multiple transactions to qualify for airdrops, leading to inflated activity when fees are low. This aligns with Goodhart’s law [46], which states that “*when a measure becomes a target, it ceases to be a good measure*”.

*Since June, average transaction fees are similar for all protocols.* Good metrics should reflect a user’s commitment, and transaction fees can serve as a proxy for this since it measures how much a user is willing to expend for interacting with the protocol. Since June, the average fee per transaction and per unique address have been similar across protocols. Comparing average and median fees (Fig. 3) shows that the median fee may be more useful in understanding shifts in user behavior. Another useful metric is the relative average fees *per address* compared to the 50 days before Arbitrum’s airdrop, as shown in Fig. 5b. It shows that Arbitrum’s user engagement was not significantly impacted by the airdrop and generally follows similar patterns to other protocols.

*Arbitrum’s total daily fees spiked around the time of the airdrop.* Arbitrum’s airdrop did not provide a significant long-term advantage over its competitors in terms of income from transaction fees as shown in Fig. 9 in §C. While Arbitrum experienced a peak in fees on the day of the airdrop, this increase was short-lived. Indeed, per Fig. 6a, in the 50 days before the airdrop, Arbitrum earned



(a) Ratio of daily transaction fees. (b) TVL growth.

Fig. 6: Comparison of the ratio of daily transaction fees between Arbitrum and Optimism (a); and the growth in Total Value Locked (TVL) relative to the average of the 50 days before Arbitrum’s airdrop (b).

on average 1.96 times more from transaction fees per day, while in the last 50 days of our data set this has shrunk to 1.74.

### 4.3 Total Value Locked (TVL)

The TVL of a protocol is a metric that measures the combined value of all assets stored within that protocol.

*Arbitrum’s airdrop had a lasting impact on its TVL.* Among all examined metrics, TVL is the only one that showed a long-lasting improvement following an airdrop: *Arbitrum’s TVL increased by over 50% immediately afterwards, and has not dropped significantly since*, as shown in Fig. 6b. It is perhaps surprising, as Arbitrum’s airdrop distribution strategy considered only user activity performed before February 6<sup>th</sup>, 2023 [19].

## 5 Common Airdrop Design Challenges

Airdrops, much like traditional loyalty programs—such as newcomer bonuses provided by banks and credit card companies—face several common design challenges. However, the unique context of blockchain technology and the specific mechanics employed by most airdrops can amplify these challenges or even introduce new ones. In this section, we explore three of these challenges.

### 5.1 Airdrop Farmers

These are sophisticated users who employ elaborate tactics to maximize the amounts of airdrop tokens they receive. Blockchain protocols have adopted various measures to mitigate airdrop farmers gaming the system. A popular approach is to limit the amount of rewards that a single user can receive.

Thus, protocols resort to Proof-of-Humanity (PoH) services, such as Gitcoin passport [28]. These usually assign a numeric score to users based on a certain metric, where a higher score means that there is more certainty that the corresponding user is indeed human. Gitcoin passport’s metric is based on a list of tasks, such as connecting a user’s social media accounts, or being in possession

of some amount of ETH [28]. Such methods can be augmented by analyzing on-chain data to detect Sybils and exclude them from the airdrop [5], but this may lead to false negatives [69]. There are some recent examples of protocols like Celestia using Sybil resistance solutions [40].

There are other mitigation techniques, such as requiring users to perform tasks, ranging from sending a certain type of transactions [56], to sharing posts on social media [38]. These tasks sometimes appear arbitrary, leading to frustration among users and they are easy to automate [34] and cheaply fooled, even more-so when protocols offer retroactive rebates on transaction fees [55]. Furthermore, the reliance of many protocols on a limited number of PoH services means that a one-time investment by an airdrop farmer can result in large profits from multiple airdrops, even with biometric identification, full Sybil resistance is not guaranteed [65]. A different approach used by protocols is to announce airdrops that retroactively reward users that were active before the announcement. Nevertheless, farmers can prepare in advance by interacting with these protocols even when no airdrop has officially been announced [9], as was the case in dYdX’s airdrop [13].

The phenomena of reward farming is not limited to crypto-related airdrops, and similar ones can be found in “traditional” loyalty programs. In particular, the practice of credit card churning, where users apply for credit cards for the sole purpose of receiving the rewards bestowed upon newcomers, only to cancel the cards once the rewards were received. Given that similar problems exist even in traditional contexts, where users can be easily identified and penalized, it seems that reward farming cannot be solved easily.

## 5.2 Decentralized Governance Threats

Some protocols distribute *governance tokens* through airdrops as a means to decentralize their governance processes. However, *distributing governance tokens can be risky*. These tokens allow holders to participate in the protocol’s governance by voting on key decisions. Typically, these tokens can also be exchanged for other tokens, potentially giving them monetary value [12]. This can lead to more farmers farming these tokens.

Empirical evidence suggests that airdropping governance tokens may be more effective than those of non-governance tokens. In a recent analysis, Makridis *et al.* [45] found that airdropped governance tokens experienced a growth rate in market capitalization up to 14.99% higher compared to governance tokens that were not airdropped. However, the authors also note that this effect is statistically insignificant when using common benchmarks.

Despite these potential benefits, airdropping governance tokens poses significant risks if not done well. It can concentrate too much power in the hands of a few users, leading to an inequitable distribution of decision-making power within the system [17,48,60]. Additionally, some recipients may not have the protocol’s best interests in mind and could act in ways detrimental to the protocol’s long-term success by voting on changes to the protocol that benefit themselves.

### 5.3 Insider Trading

This issue arises when individuals exploit privileged information for financial gain at the expense of other protocol users. Such practices are widely recognized as violations of securities laws in traditional financial markets [4] and often provoke negative reactions from the blockchain community [18,52,61].

When someone within a protocol uses privileged information to increase their profits, it can trigger a community backlash. Insiders may have advanced knowledge of the metrics used to determine eligibility and the reward for each address, and may use it to their advantage. For example, there were claims that a head of growth at AltLayer might have used insider information to make a 200K USD profit from their airdrop, although later dismissed as a mere coincidence [61]. However, such incidents can undermine the trust users place in these protocols.

This issue also raises concerns about fairness, as some users have access to superior and more accurate information than others. Identifying these inside traders is a challenging problem, making it crucial for protocols to provide extensive information to their users. In addition, incentives for blockchain data analytics companies and research groups to conduct post-airdrop data audits can help identify insider traders by analyzing address details and transfer patterns [18]. For this to happen, data availability is key. Therefore, protocols should ensure transparency and encourage thorough analysis to maintain integrity and fairness within the blockchain community.

## 6 Design Guidelines

The design challenges outlined earlier, while sobering, may inform future airdrop designers, and can shed light on the path to potential success.

### 6.1 Alternative Incentives for Sustaining User Engagement

The long-term benefits of an airdrop to a protocol can be difficult to measure, as the potential advantages may be indirect and hard to quantify, while the expenses are often immediate and irrevocable. Additionally, some costs and effects, such as those arising from distributing governance tokens, may be unpredictable. Therefore, instead of using airdrops, communities could consider alternative measures with a more predictable relationship between costs and benefits. One straightforward alternative is for the community to vote to programmatically reward loyal users with discounts on future interactions. In the context of Layer 2 (L2) solutions, these discounts could be applied to transaction fees. This approach encourages users to engage with the protocol again to benefit from the incentive, thereby fostering continued user participation. Additionally, this incentive mechanism is somewhat more resistant to airdrop farming, as the discounts have no intrinsic value outside the protocol, and the protocol's costs are directed solely toward users who actively use the system.

However, careful design of the discount mechanism is essential, including determining eligibility criteria for users and setting appropriate discount levels.

Moreover, it is not immediately clear whether discounts can attract users as effectively as the more immediate and tangible rewards offered by airdrops. Another option is to perform multiple airdrops over an extended period instead of a single event. Although this approach remains susceptible to some pitfalls of standard one-shot airdrops, it may help ensure long-term community engagement and prevent the decline in user adoption that some protocols experience immediately after an airdrop. A more innovative approach was adopted by Blast, which introduced a point-based reward program [47]. Under this program, users earn rewards based on points accumulated through various activities, such as bridging tokens to the protocol (i.e., transferring funds from another protocol) and participating in a referral program that increases points for bringing in more users. Notably, Blast received \$1.1 billion in deposits even before its official launch [36]. This method provides a measurable metric for users' contributions to the protocol, structured around a referral-program model.

Furthermore, the incorporation of innovative distribution mechanisms plays a crucial role in mitigating the presence of sybil attacks within whitelisted addresses eligible for an airdrop. For example, Celestia has proposed a unique design that uses GitHub commits as a proxy to assess a user's contribution to the blockchain ecosystem [22]. However, a potential concern arises with the possibility of users or farmers generating counterfeit activities on GitHub to exploit other protocols' airdrops adopting a similar strategy to Celestia's. Farmers, therefore, might expect that new protocols use similar selection criteria than past airdrops. To counter this, *protocols could focus on metrics that are resistant to programmable manipulation*, thereby adding a layer of difficulty or cost to the creation of automated user accounts.

## 6.2 Targeting Well-Known Reputable Entities

Instead of rewarding pseudonymous users, protocols can target developers and projects that are building relevant applications. For example, in Arbitrum's airdrop, 1.13% of the distributed tokens were allocated to DAOs projects [19]. Arbitrum also offers additional incentives beyond its airdrop for specific groups, such as university students [21] and members of the technical community [20] who wish to participate in research and develop tools relevant to the protocol.

Another approach was implemented by Optimism, which allocated some of its revenue to retroactively fund successful projects, essentially bringing the concept of a startup to the blockchain world [23]. *Prioritizing established and reputable entities, including those building on the protocol, research groups, tech communities, and students, can promote sustained engagement*. By funding these entities, protocols may attract value-driven users and foster long-term involvement.

## 6.3 Proactive Oversight and Community Engagement

During the airdrop process, continuous monitoring and analysis of the protocol's data are crucial to prevent exploitation. A notable example is provided by Linea, whose team identified a vulnerability that allowed users to manipulate their

incentive mechanism [41]. This prompt discovery averted cheaters from claiming over one-third of the Non-Fungible Tokens (NFTs) offered as incentives [58].

In addition to technical oversight, engaging the community by maintaining open communication channels and offering bug bounties encourages the disclosure of vulnerabilities, whether exploited or not [64]. For instance, an AzukiDAO community member disclosed a vulnerability, allowing the protocol to quickly address it [49]. Oversight should also extend beyond on-chain data. For example, social media is frequently exploited by scammers promoting fake airdrops, luring users into connecting their wallets to fraudulent websites that drain their funds. Even protocols not planning an airdrop may be targeted by such schemes.

Active community involvement in technical discussions is also advantageous. For example, ZKsync Era’s NFT drop was retrospectively analyzed by cygaar [11], who identified potential cost-saving improvements. *Maintaining transparency and providing the community with insights into the protocol’s inner workings fosters trust.* When technical issues arise, users are more likely to respond with understanding when they are well-informed.

#### 6.4 Rewards Should Scale with Costs

The effects of Goodhart’s law [46] are evident in many past airdrops. For example, airdrops often aim to incentivize user engagement by publicly announcing that eligibility for rewards is based on the frequency of past interactions with the protocol. This approach, however, can be exploited, as users may engage in meaningless wash-trading transactions [67], undermining the criteria as a true reflection of genuine engagement.

The problem is further exacerbated by the fact that action-based metrics used to determine eligibility often fail to consider the actual costs users incur for each action. For instance, when the number of transactions is the primary metric, low transaction fees enable airdrop farmers to cheaply meet the transaction volume required for rewards. A potential solution is the adoption of a reputation-based mechanism [32], which could disincentivize artificial inflation of transaction volumes. However, the protocol must carefully define what constitutes “user reputation” and determine the appropriate metrics for evaluation.

Conversely, high transaction fees can erode the value of the rewards users receive, reducing the attractiveness of the airdrop [51]. To address these issues, *rewards should scale with the actual costs incurred by users, ensuring a fairer and more effective distribution of incentives.*

## 7 Related Work

Recent research on airdrops has primarily focused on post-factum analyses and guidance for designing effective airdrop campaigns.

**Airdrop Studies** Yaish and Livshits [71] present a theoretical model for airdrops that accounts for both honest users and farmers, where the latter have lower airdrop eligibility costs and lower intrinsic utility from using the platform

that issues the airdrop. In their analysis, they show that airdrops in which the issuer expends a non-zero fixed cost for each recipient, the threat posed by farmer sybil attacks lead to unbounded issuance costs. However, they show losses from farmers can be bounded by setting in advance the total quantity of airdrop tokens and splitting them equally among recipients. Moreover, by designing the airdrop mechanism correctly, farmers can be harnessed to foster network effects, thereby attracting honest users who may otherwise would prefer competing platforms.

Makridis et al. [45] explore the impact of governance token airdrops on DEX growth. Analyzing 51 exchanges, they found that such airdrops significantly contribute to increased market capitalization and trading volume. Lommers et al. [44] provide a comprehensive overview of various airdrop types, such as plain vanilla, holder-based, and value-based models. Their work highlights how eligibility criteria, signaling, and implementation strategies influence the success of airdrop campaigns, offering practical recommendations for optimization. Fan et al. [16] present a case study of ParaSwap DEX, proposing a role taxonomy methodology based on user behavior and airdrop effectiveness. Their findings show that users receiving higher rewards are more likely to contribute positively to the community. They also identify arbitrage patterns and note the limitations of current methods for detecting airdrop hunters. On the other hand, Sybil detection techniques, such as graph network analysis [16,43] and machine learning approaches [8,31,50,66,73], have been proposed to address these issues.

Allen [2] conducts nine airdrop case studies (e.g., Optimism, Arbitrum, Blur) and offers insights into designs like task-based claiming. The study emphasizes the need for more dynamic designs with feedback loops and suggests that some projects may revert to simpler designs due to the complexity and cost of advanced mechanisms. Allen et al. [3] investigate the motivations behind token airdrops, focusing on marketing and decentralization. While airdrops are often seen as marketing tools, the authors argue that this rationale is weak, as evidence of marketing-driven airdrop success is limited. Instead, decentralization and community-building are highlighted as the primary motivations.

**Technical Aspects of Airdrops** Frowis et al. [26] identify the operational challenges and costs associated with large-scale airdrops on Ethereum. They suggest that while cost savings of up to 50% are possible with specific smart contract optimizations, pull-based approaches can shift the cost burden to recipients. Overall, the total cost remains proportional to the number of recipients.

Wahby et al. [68] address the privacy issues in current airdrop mechanisms, which leak information about recipients. They propose a private airdrop scheme based on zero-knowledge proofs using RSA credentials, achieving privacy while maintaining computational efficiency. Their implementation significantly improves both signature generation and verification times.

## 8 Conclusion

This study identified common issues with airdrops and proposed guidelines to improve their effectiveness. Our analysis of six major airdrops revealed a consis-

tent pattern of recipients quickly selling their tokens—36.62% of ENS, 35.45% of dYdX, and 54.05% of lynch tokens were traded shortly after distribution, with a median of just two transactions. This suggests airdrops fail to sustain long-term engagement or attract valuable contributors.

For Arbitrum, we observed a spike in daily fees during the airdrop, followed by a decline in transactions per address. Other protocols outperformed Arbitrum without an airdrop, and since June 2023, transaction fees have been similar across protocols, indicating airdrops are not the main driver of user growth.

Lastly, we discussed challenges like airdrop farming, governance token distribution, and insider trading, offering insights for future airdrop strategies.

## Acknowledgments

This research article is a work of scholarship and reflects the authors' own views and opinions. It does not necessarily reflect the views or opinions of any other person or organization, including the authors' employer. Readers should not rely on this article for making strategic or commercial decisions, and the authors are not responsible for any losses that may result from such use.

## References

1. Adams, H., Zinsmeister, N., Salem, M., Keefer, R., Robinson, D.: Uniswap v3 core (2021), <https://web.archive.org/web/20221011013240/https://uniswap.org/whitepaper-v3.pdf>
2. Allen, D.W.E.: Crypto Airdrops: An Evolutionary Approach. SSRN Electronic Journal (2023). <https://doi.org/10.2139/ssrn.4456248>
3. Allen, D.W., Berg, C., Lane, A.M.: Why airdrop cryptocurrency tokens? Journal of Business Research **163**, 113945 (2023). <https://doi.org/https://doi.org/10.1016/j.jbusres.2023.113945>, <https://www.sciencedirect.com/science/article/pii/S014829632300303X>
4. Bainbridge, S.M.: An overview of insider trading law and policy: an introduction to the research handbook on insider trading. Research Handbook on Insider Trading pp. 1–30 (2013)
5. Barthere, A.: “all for one and one for all” - an on-chain distribution model for the arbitrum community (2023), <https://www.nansen.ai/research/an-on-chain-distribution-model-for-the-arbitrum-community>
6. Boey, N.: 50 biggest crypto airdrops: \$26.6b in 'free money'. <https://www.coingecko.com/research/publications/biggest-crypto-airdrops> (2023), accessed on January 29th, 2024
7. Bukov, A., Melnik, M.: Mooniswap by lynch. exchange (2020)
8. Béres, F., Seres, I.A., Benczúr, A.A., Quintyne-Collins, M.: Blockchain is watching you: Profiling and deanonymizing ethereum users (2020). <https://doi.org/10.48550/ARXIV.2005.14051>, <https://arxiv.org/abs/2005.14051>
9. Copeland, T.: “we made close to \$1 million”: Inside the murky world of airdrop farming (2023), <https://www.theblock.co/post/225215/we-made-close-to-1-million-inside-the-murky-world-of-airdrop-farming>



10. Copilot: Layerzero & zkSync & Starknet & Base & Scroll airdrop farming bot. <https://nftcopilot.com/airdrop-farming> (2024), accessed on January 29th, 2024
11. cygaar: zkSync just airdropped NFTs to 10000 wallets (2023), <https://twitter.com/Oxcygaar/status/1680214224411426816>
12. Dotan, M., Yaish, A., Yin, H.C., Tsytkin, E., Zohar, A.: The vulnerable nature of decentralized governance in DeFi. In: Proceedings of the Workshop on Decentralized Finance and Security (2023)
13. Edwards, J.: Retroactive airdrop farming: How to prepare yourself for 2022. <https://web.archive.org/web/20220120123746/https://www.finder.com.au/retroactive-airdrop-farming-2022> (2022)
14. ENS: Ethereum name service (ENS) (2023), <https://docs.ens.domains>
15. Etherscan: Etherscan (ETH) Blockchain Explorer. <https://etherscan.io> (2024), accessed on May 21, 2024
16. Fan, S., Min, T., Wu, X., Cai, W.: Altruistic and Profit-oriented: Making Sense of Roles in Web3 Community from Airdrop Perspective. In: Proceedings of the CHI Conference on Human Factors in Computing Systems (2023)
17. Feichtinger, R., Fritsch, R., Vonlanthen, Y., Wattenhofer, R.: The hidden shortcomings of (d)AoS – an empirical study of on-chain governance (2023)
18. Féllez-Viñas, E., Johnson, L., Putniņš, T.J.: Insider trading in cryptocurrency markets. Available at SSRN 4184367 (2022)
19. Foundation, A.: \$ARB airdrop eligibility and distribution specifications (2023), <https://docs.arbitrum.foundation/airdrop-eligibility-distribution#initial-token-allocation--airdrop-distribution>
20. Foundation, A.: Arbitrum ambassador program. <https://arbitrum.foundation/ambassador> (2023)
21. Foundation, A.: Introducing the Arbitrum ambassador program: Phase 1. <https://arbitrumfoundation.medium.com/introducing-the-arbitrum-ambassador-program-phase-1-cf89d51a4dd9> (2023)
22. Foundation, C.: Initiating Genesis Drop (2023), <https://blog.celestia.org/genesis-drop>
23. Foundation, O.: Retroactive public goods funding. <https://medium.com/ethereum-optimism/retroactive-public-goods-funding-33c9b7d00f0c> (2021)
24. Friends, F.: Farmer Friends. <https://farmerfriends.app> (2024), accessed on January 29th, 2024
25. Fröwis, M., Böhme, R.: The operational cost of Ethereum airdrops. In: Data Privacy Management, Cryptocurrencies and Blockchain Technology: ESORICS 2019 International Workshops, DPM 2019 and CBT 2019, Luxembourg, September 26–27, 2019, Proceedings 14. Springer (2019)
26. Fröwis, M., Böhme, R.: The Operational Cost of Ethereum Airdrops. In: Pérez-Solà, C., Navarro-Arribas, G., Biryukov, A., Garcia-Alfaro, J. (eds.) Data Privacy Management, Cryptocurrencies and Blockchain Technology. Lecture Notes in Computer Science (2019)
27. Gafni, Y., Yaish, A.: Greedy transaction fee mechanisms for (non-)myopic miners (2022). <https://doi.org/10.48550/ARXIV.2210.07793>, <https://arxiv.org/abs/2210.07793>
28. Gitcoin: How is Gitcoin Passport's score calculated? (2023), <https://support.gitcoin.co/gitcoin-knowledge-base/gitcoin-passport/common-questions/how-is-gitcoin-passports-score-calculated>
29. GrowthPie: API – GrowthPie. <https://docs.growthpie.xyz/api> (2023)

30. Haig, S.: zksync airdrop farmer deploys 21,877 wallets (2023), <https://finance.yahoo.com/news/zksync-airdrop-farmer-deploys-21-020118990.html>
31. Hu, S., Zhang, Z., Luo, B., Lu, S., He, B., Liu, L.: Bert4eth: A pre-trained transformer for ethereum fraud detection. In: Proceedings of the ACM Web Conference 2023. WWW '23 (2023)
32. Jad Esber and Scott Duke Kominers: A Novel Framework for Reputation-Based Systems. <https://a16zcrypto.com/posts/article/reputation-based-systems> (2021), accessed on September 5, 2024
33. Juliano, A.: dydx: A standard for decentralized margin trading and derivatives (2018), <https://whitepaper.dydx.exchange>
34. Jumper-sketch: Wearecrypto – github repository. <https://github.com/Jumper-sketch/WeAreCrypto> (2023)
35. Kalodner, H., Goldfeder, S., Chen, X., Weinberg, S.M., Felten, E.W.: Arbitrum: Scalable, private smart contracts. In: 27th USENIX Security Symposium (2018)
36. Knight, O.: Blast hits \$1.1b in deposits more than a month before it's due to go live. <https://www.coindesk.com/business/2023/12/28/blast-hits-11b-in-deposits-more-than-a-month-before-its-due-to-go-live> (2024)
37. Labs, B.: Linea | galxe (2023), accessed on August 1st, 2023
38. Labs, B.: Linea voyage - social campaign. <https://galxe.com/Linea/campaign/GCPRsUEZhr> (2023)
39. Labs, L.: Layerzero sybil reporting (2024), <https://github.com/LayerZero-Labs/sybil-report>
40. Labs, T.: Trusta's ai and machine learning framework for robust sybil resistance in airdrops (2023), <https://medium.com/@trustalabs.ai/trustas-ai-and-machine-learning-framework-for-robust-sybil-resistance-in-airdrops-ba17059ec5b7>
41. Liena: Update on the human verification campaign of linea voyage. <https://twitter.com/LineaBuild/status/1680160944306130945> (2023)
42. lingland09: Warning: 21877 sybil wallets by one person #zksync (2023), <https://twitter.com/lingland09/status/1700970363713167450>
43. Liu, Z., Zhu, H.: Fighting sybils in airdrops. arXiv preprint arXiv:2209.04603 (2022)
44. Lommers, K., Makridis, C., Verboven, L.: Designing Airdrops (Apr 2023). <https://doi.org/10.2139/ssrn.4427295>
45. Makridis, C.A., Fröwis, M., Sridhar, K., Böhme, R.: The rise of decentralized cryptocurrency exchanges: Evaluating the role of airdrops and governance tokens. Journal of Corporate Finance **79**, 102358 (2023). <https://doi.org/https://doi.org/10.1016/j.jcorpfin.2023.102358>, <https://www.sciencedirect.com/science/article/pii/S092911992300007X>
46. Manheim, D., Garrabrant, S.: Categorizing variants of goodhart's law (2019)
47. Melo, L.: What is blast? blur's native yield l2 and token airdrop explained. <https://dappradar.com/blog/blast-layer-2-chain-guide> (2023)
48. Messias, J., Pahari, V., Chandrasekaran, B., Gummadi, K.P., Loiseau, P.: Understanding blockchain governance: Analyzing decentralized voting to amend defi smart contracts (2023)
49. MetaSleuth: Azukidao's governance token contract (bean) azukidao has been exploited due to a contract vulnerability (2023), <https://twitter.com/MetaSleuth/status/1675783739174166528>
50. Möser, M., Narayanan, A.: Resurrecting address clustering in bitcoin. In: International Conference on Financial Cryptography and Data Security (2022)

51. Naga Avan-Nomayo: Friend.Tech’s token falls 98% following airdrop fiasco. <https://crypto.news/friend-techs-token-falls-98-following-airdrop-fiasco> (2024), accessed on May 21, 2024
52. Nelson, D.: New kind of crypto insider trading? sec might take a look at these trades, experts say. <https://www.coindesk.com/business/2023/12/18/a-new-kind-of-insider-trading-hegics-defi-bets-might-attract-secs-attention-experts-say> (2024), accessed on January 31st, 2024
53. by NFD, C.: Nfd combine retrodrop farming software. <https://combine.nfd.gg> (2024), accessed on January 29th, 2024
54. Nijkerk, M.: Optimism completes ‘bedrock’ hard fork, in pursuit of superchain (2023), <https://www.coindesk.com/tech/2023/06/06/optimism-completes-bedrock-hard-fork-in-pursuit-of-superchain>
55. Optimism: Airdrop 2 (2023), <https://community.optimism.io/docs/governance/airdrop-2>
56. Protocol, H.: Hapi - send transactions, investigate and post: Create the l letter! (2023), <https://galxe.com/credential/287125319526817792>
57. Rustgi, N.: Speculators flock to arbitrum iou tokens ahead of this week’s ARB airdrop. <https://cointelegraph.com/news/speculators-flock-to-arbitrum-iou-tokens-ahead-of-this-week-s-arb-airdrop>
58. @rusty378: Guild.xyz Pins. <https://dune.com/rusty378/guildxyz-pins> (2023), accessed on September 5, 2024
59. Sguanci, C., Spatafora, R., Vergani, A.M.: Layer 2 blockchain scaling: a survey (2021)
60. Sharma, T., Potter, Y., Pongmala, K., Wang, H., Miller, A., Song, D., Wang, Y.: Unpacking how decentralized autonomous organizations (daos) work in practice. In: 2024 IEEE International Conference on Blockchain and Cryptocurrency (ICBC). pp. 416–424. IEEE (2024)
61. Solimano, P.: Altlayer team member denies insider trading allegations. <https://thedefiant.io/altlayer-team-member-denies-insider-trading-allegations> (2024), accessed on January 30th, 2024
62. Sybil: Sybil – Top delegated addresses. <https://sybil.org/> (2023), accessed on September 11, 2024
63. SybilSamurai: Sybil samurai. <https://sybilsamurai.com> (2024), accessed on January 29th, 2024
64. Team, C.S.: Vulnerability disclosure cheat sheet (2023), [https://cheatsheetseries.owasp.org/cheatsheets/Vulnerability\\_Disclosure\\_Cheat\\_Sheet.html](https://cheatsheetseries.owasp.org/cheatsheets/Vulnerability_Disclosure_Cheat_Sheet.html)
65. TrustaLabs: Sybil attacks hit worldcoin (2023), <https://twitter.com/TrustaLabs/status/1684144715661455360>
66. Victor, F.: Address clustering heuristics for ethereum. In: Financial Cryptography and Data Security: 24th International Conference (2020)
67. Victor, F., Weintraud, A.M.: Detecting and quantifying wash trading on decentralized cryptocurrency exchanges. In: Proceedings of the Web Conference 2021. pp. 23–32 (2021)
68. Wahby, R.S., Boneh, D., Jeffrey, C., Poon, J.: An airdrop that preserves recipient privacy. In: Financial Cryptography and Data Security (2020)
69. X-explore: Advanced analysis for arbitrum airdrop (2023), <https://mirror.xyz/x-explore.eth/AFroG11e24I6S1oDvTitNdQSDh81N5bz9VZAink81Z4>
70. Yaish, A., Dotan, M., Qin, K., Zohar, A., Gervais, A.: Suboptimality in defi. Cryptology ePrint Archive, Paper 2023/892 (2023), <https://eprint.iacr.org/2023/892>, <https://eprint.iacr.org/2023/892>

71. Yaish, A., Livshits, B.: TierDrop: Harnessing Airdrop Farmers for User Growth (Jul 2024). <https://doi.org/10.48550/arXiv.2407.01176>, arXiv:2407.01176 [cs] type: article
72. Yaish, A., Tochner, S., Zohar, A.: Blockchain stretching & squeezing: Manipulating time for your best interest. In: Proceedings of the 23rd ACM Conference on Economics and Computation (2022)
73. Zhou, C., Chen, H., Wu, H., Zhang, J., Cai, W.: Artemis: Detecting airdrop hunters in nft markets with a graph learning system. In: Proceedings of the ACM on Web Conference 2024. WWW '24 (2024)
74. ZK Nation: ZK Airdrop. <https://docs.zknation.io/zk-token/zk-airdrop> (2024), accessed on September 4, 2024

## A Reproducibility

To ensure full reproducibility of our empirical analysis, we will openly share both our dataset and scripts. The primary data source used in §3 consists of blockchain data extracted from Ethereum, Arbitrum, and ZKsync Era archive nodes. We collected all relevant blocks, transactions, and events tied to the contracts of the six airdrops examined.

For §4, data was sourced from Growthpie.xyz [29] corresponding to the year 2023, which offers various metrics, including daily transaction counts, daily active addresses, median transaction costs, TVL, user fees, and stablecoin market capitalization. These metrics are available for major blockchains such as ZKsync Era, OP Mainnet, Arbitrum, Immutable X, and Polygon zkEVM. To enhance clarity, all metrics were smoothed using a 7-day moving average.

## B Graph Network of the Token Distribution

We construct a graph network  $(V, E)$  of the token transfer network for the six airdrops analyzed in this paper and present them in Fig. 7. Each node ( $V$ ) represents an address, and an edge ( $E$ ) is created whenever tokens are transferred from one address to another.

For the ENS network, there are 184,585 nodes and 608,462 edges. The dYdX network consists of 112,853 nodes and 406,027 edges. The Gemstone network contains 20,003 nodes and 240,113 edges. The linch network includes 308,329 nodes and 1,400,913 edges. The Arbitrum network has 921,650 nodes and 27,438,608 edges, while the Uniswap network contains 1,180,830 nodes and 3,762,613 edges.

## C More Insights Into Airdrop Metrics

In this section, we provide a complementary analysis of the measures described in Section §4. To summarize, Fig. 8 shows the ratio of unique daily active addresses between Arbitrum and Optimism. Additionally, Fig. 9 presents the total daily transaction fees before and after the Arbitrum airdrop.

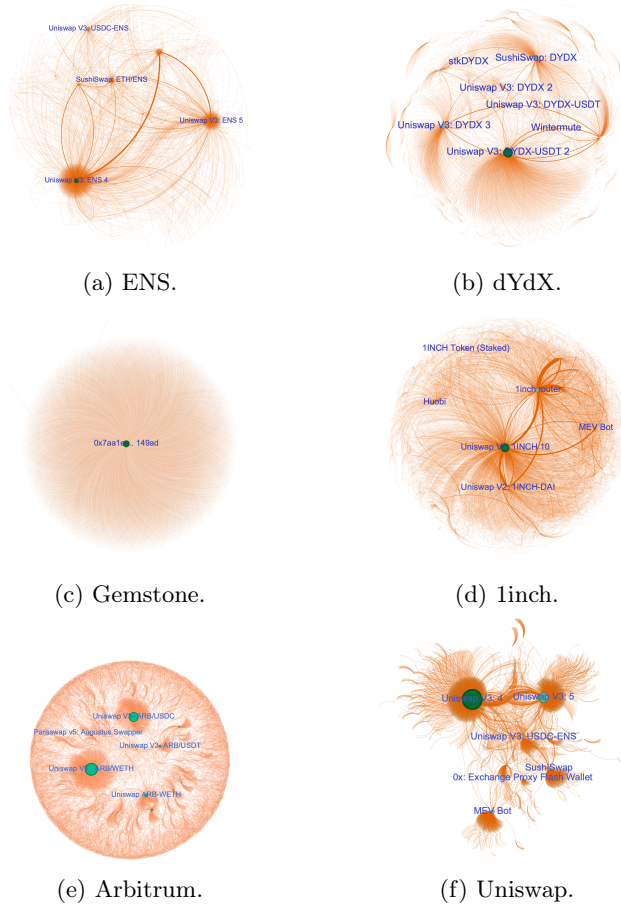


Fig. 7: Network structure for selling airdropped tokens in 6 airdrops.

## D Top Airdrop Earners

In this section, we present the top-1 airdrop earners for each of the six protocols analyzed. Airdrops can be distributed to various types of accounts, including smart contract accounts, such as the protocol’s own treasury, or Externally Owned Accounts (EOAs). Additionally, tokens can be sent to multi-signature (multisig) contract wallets. A multisig contract requires a minimum number of users to sign a transaction before it can be executed on-chain [48]. These multisig accounts may also belong to the protocol itself. For instance, the treasury account could receive a substantial portion of the airdropped tokens, which could be used to support the protocol’s ecosystem. Therefore, the accounts who receive most of the tokens (the top earners) may be protocol-related accounts (see Table 2 in §3.1).

To identify the top airdrop earner for each protocol, we list them in Table 4. The labels for these earners were obtained using the methodology detailed in

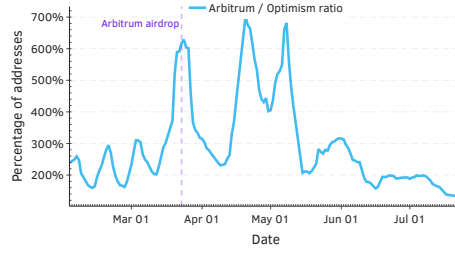
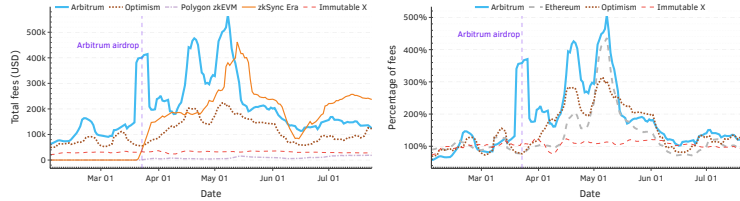


Fig. 8: Ratio between the number of unique daily active addresses in Arbitrum and Optimism.



(a) Absolute daily transaction fees. (b) Relative to average.

Fig. 9: Total daily transaction fees before and after the Arbitrum airdrop: (a) absolute values of daily fees in USD; and (b) fees relative to the average before the airdrop.

§3.2, which involves gathering data from Etherscan, a widely-used blockchain explorer [15]. We note that *analytico.eth* alone received 11.71% of the 1inch airdropped tokens. The true identity of the entity controlling this address remains unknown, and it is unclear whether it is managed by a single individual or a group. On the other hand, 13.95% of dYdX were sent to dYdX treasury. This is an expected behavior for some airdrops.

Table 4: Top airdrop earner for the six protocols analyzes in this paper: ENS, dYdX, lynch, Gemstone, Arbitrum, and Uniswap.

<i>Protocol</i>	<i>Wallet address</i>	<i>Label</i>	<i># of tokens</i>	<i>% of total supply</i>	<i>% of dist. tokens</i>
ENS	0xa5b5...6c2d	bentobox.eth	1143.54	0.0011	0.006
dYdX	0x95ea...0b54	TreasuryMerkleClaimProxy	$24.7 \times 10^6$	2.47	13.95
lynch	0xa0f7...9b73	analytico.eth	$9.75 \times 10^6$	0.65	<b>11.71</b>
Gemstone	0xadab...3a3f	Sybil [30]	$2.64 \times 10^{12}$	$5.21 \times 10^{-39}$	0.005
Arbitrum	0x8592...ad03	Wu-Wei22 on OpenSea	10,250	0.0001	0.001
Uniswap	0xdd27...c3b3	Sybil Delegate [62]	$2.1 \times 10^6$	0.21	1.54