

Fortress: Securing IoT Peripherals with Trusted Execution Environments

Peterson Yuhala
University of Neuchâtel
Neuchâtel, Switzerland
peterson.yuhala@unine.ch

Jâmes Ménétreay
University of Neuchâtel
Neuchâtel, Switzerland
james.menetrey@unine.ch

Pascal Felber
University of Neuchâtel
Neuchâtel, Switzerland
pascal.felber@unine.ch

Marcelo Pasin
University of Neuchâtel
Neuchâtel, Switzerland
marcelo.pasin@unine.ch

Valerio Schiavoni
University of Neuchâtel
Neuchâtel, Switzerland
valerio.schiavoni@unine.ch

Abstract

With the increasing popularity of Internet of Things (IoT) devices, securing sensitive user data has emerged as a major challenge. These devices often collect confidential information, such as audio and visual data, through peripheral inputs like microphones and cameras. Such sensitive information is then exposed to potential threats, either from malicious software with high-level access rights or transmitted (sometimes inadvertently) to untrusted cloud services. In this paper, we propose a generic design to enhance the privacy in IoT-based systems by isolating peripheral I/O memory regions in a secure kernel space of a trusted execution environment (TEE). Only a minimal set of peripheral driver code, resident within the secure kernel, can access this protected memory area.

This design effectively restricts any unauthorised access by system software, including the operating system and hypervisor. The sensitive peripheral data is then securely transferred to a user-space TEE, where obfuscation mechanisms can be applied before it is relayed to third parties, *e.g.*, the cloud. To validate our architectural approach, we provide a proof-of-concept implementation of our design by securing an audio peripheral based on inter-IC sound (I²S), a serial bus to interconnect audio devices. The experimental results show that our design offers a robust security solution with an acceptable computational overhead.

CCS Concepts

• **Security and privacy** → **Trusted computing**; • **Computer systems organization** → *Embedded systems*.

Keywords

Confidential computing, Trusted Execution Environments, ARM TrustZone, OP-TEE, Kernel drivers, IoT, Secure peripherals, Edge computing

1 Introduction

The Internet of Things (IoT) [5] concept has gained tremendous popularity in recent years. In broad terms, IoT refers to the network of smart devices capable of collecting, processing, and exchanging data over the internet. IoT has vast applications across various domains, including smart homes, healthcare, agriculture, industrial

automation, and enables a wide range of possibilities, such as remotely controlling devices, monitoring environmental conditions, improving efficiency and enhancing safety.

The widespread adoption of IoT platforms has raised serious security and privacy concerns due to the nature of interconnected devices and the vast amounts of data generated [2]. For instance, in smart homes, large amounts of sensitive data are constantly generated through sensors and hardware peripheral devices, *e.g.*, cameras, microphones. This data is usually transmitted to untrusted cloud services and third-party providers, oftentimes with little regard to the confidentiality of the shared data. The involvement of multiple parties introduces privacy issues, as the data could be used for purposes beyond the user's knowledge or control. For example, in July 2019, more than 1000 Google Assistant recordings were involuntarily leaked [10, 16], with part of these recordings activated accidentally by users. Furthermore, privileged software like the underlying operating system (OS) or hypervisor can be compromised [18, 33], potentially leading to data breaches or unauthorized access to sensitive data.

To cope with these security threats, hardware-based security technologies that allow the creation of *trusted execution environments* (TEEs) have been developed. Popular and emerging implementations include Intel software guard extensions (SGX) [12], Intel trust domain extensions (TDX) [7], and AMD secure encrypted virtualization (SEV) [13] which target server-end environments, and ARM TrustZone [29] or RISC-V MultiZone [14], respectively for low-power ARM-based or RISC-V-based client-end devices. Although TEE frameworks like OP-TEE [31] have been leveraged to secure both user and kernel level applications, a holistic and generic solution for safeguarding peripheral data in IoT setups remains absent.

Our work aims to fill this gap by proposing FORTRESS, a robust and comprehensive framework to enhance security and privacy in IoT infrastructures. Our approach involves restricting peripheral I/O memory to a secure kernel space TEE, providing access only to a small part of peripheral driver code while isolating peripheral data from an untrusted OS or hypervisor. The data is then securely transferred to a user space TEE, where obfuscation or data sanitization techniques can be applied to encrypt or remove sensitive information before it is transmitted to an untrusted cloud environment. As we will see in §8, this security framework has practical

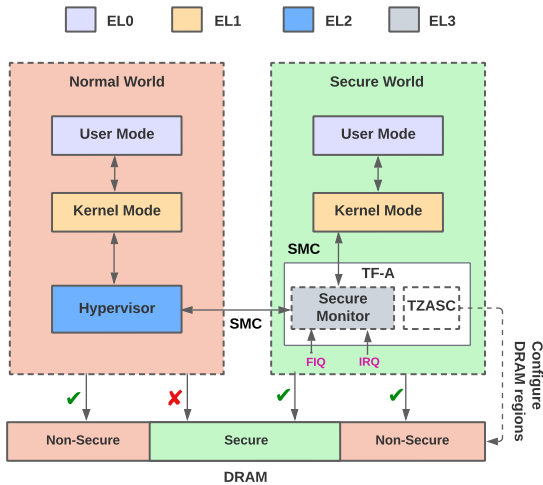


Figure 1: TrustZone security architecture on Arm Cortex-A.

applications in various contexts, including smart homes, medical IoT, retail IoT, amongst many others.

In summary, the contributions of this work are as follows:

- A design to secure IoT peripheral data using ARM TrustZone.
- A generic approach to partition peripheral drivers for ARM TrustZone.
- A proof-of-concept implementation of our design using I²S-based peripherals on ARMv8-A, demonstrating the feasibility of the proposed approach.
- A comprehensive evaluation of our system, which shows that privacy is achieved at a reasonable cost.

The paper is structured as follows: §2 provides background concepts that underpin our work; §3 describes the threat model; §4 elaborates on the system architecture of FORTRESS; §5 highlights key implementation details; §6 presents our experimental evaluation; §7 discusses related work; §8 provides practical applications of FORTRESS; §9 addresses the limitations of our approach; and §10 offers concluding remarks and future directions.

2 Background

This section describes key concepts that underpin our work: *trusted execution environment* (TEE) (§2.1), *OP-TEE* (§2.2), *memory-mapped I/O* (MMIO) and *direct memory access* (DMA) (§2.3).

2.1 Trusted Execution Environments

A *trusted execution environment* (TEE) is a hardware-enforced security technique to isolate sensitive code and data at runtime from potentially malicious entities, including privileged software like the OS or hypervisor. Various hardware security technologies have been developed that allow to create a TEE.

Intel SGX [12] provides process isolation through *enclaves*, while AMD SEV [13] and more recently Intel TDX [7] focus on isolating virtual machines (VMs). These technologies are specifically tailored for server-grade environments.

For edge-based and low-power devices, ARM TrustZone (TZ) [29] is the most common TEE technology. TZ is a security technology for ARM-based processors which divides the processor into two

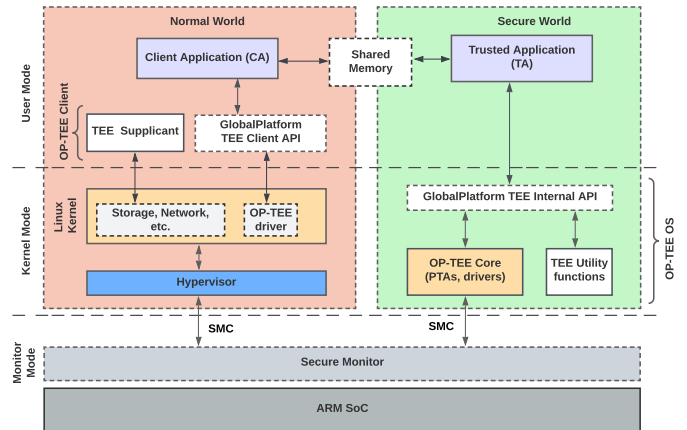


Figure 2: OP-TEE architecture.

protection domains: *secure world* wherein sensitive operations can be performed, and *normal world* for performing non-sensitive operations. Fig. 1 describes TrustZone’s security architecture. At any point in time, the processor operates exclusively in one of these worlds. A special bit known as the *non-secure (NS)* bit stored in the *secure configuration register (SCR)* determines the current protection domain of the processor, and is used for memory access control checks across both worlds. The processor can equally transition between worlds; TrustZone introduces a new component known as the *secure monitor* (operating in *monitor mode*) which acts as a bridge between both worlds and is responsible for storing processor state during transitions. A new privileged instruction, *i.e.*, *secure monitor call (SMC)*, allows software in both worlds to switch to the opposite world via monitor mode. Regarding interrupts, IRQ (normal interrupt request) and FIQ (fast interrupt request) in the secure world can also trigger a transition to monitor mode without an SMC. The ARMv8 architecture provides four privilege levels, *i.e.*, *exception levels* (EL) [21] at which code can run: EL0 for user space code, EL1 kernel space code, *e.g.*, the OS, EL2 for the hypervisor, and EL3 for secure monitor mode.¹

The memory infrastructure in TrustZone-enabled systems (Cortex-A) introduces a hardware component called the *TrustZone address space controller* (TZASC), which the ARM Trusted Firmware (TF-A) [22] uses to configure specific DRAM areas as secure regions. These configurations can be done such that secure world applications can access all memory regions while normal world applications are confined to non-secure memory. A similar memory partitioning functionality is performed by a component called *TrustZone memory adapter* (TZMA) but targets SRAM rather than DRAM. Both TZASC and TZMA may or may not exist on a specific system-on-chip (SoC) implementation. For example, the Raspberry Pi 3 platform supports some ARM TrustZone features but lacks TZASC and TZMA [30], and hence it lacks the capability of securing memory with TrustZone.

2.2 Open Portable TEE (OP-TEE)

OP-TEE [31] is a software framework that implements a trusted execution environment for TrustZone. OP-TEE is compliant with the GlobalPlatform TEE Internal/Client API specification v1.0 [15], and consists of three main components: *OP-TEE client*, *OP-TEE OS*, and *OP-TEE Linux driver*. OP-TEE client offers an API that allows applications in the normal world, also known as *client application* (CAs), to interact with applications running in the secure world, known as *trusted application* (TAs). Specifically, the CAs operate within a *rich execution environment* (REE), *i.e.*, in the regular OS at the EL0 level, while TAs execute in the secure world inside the TEE, at the S-EL0 level. OP-TEE Linux driver is a kernel-space component operating in the normal world OS (at EL1) which facilitates transitions between normal and secure worlds. In the presence of a hypervisor, the SMC from a guest kernel traps into the hypervisor and the latter performs the SMC on behalf of the former. OP-TEE OS provides an interface called a *pseudo trusted application* (PTA) which TAs can use to communicate with OP-TEE OS.

Given the large dominance of ARM-based architectures on user-end devices in IoT setups, the architecture and design of FORTRESS is based on ARM Trustzone and OP-TEE.

2.3 MMIO and DMA

Contemporary computer systems and IoT devices comprise peripheral devices, *e.g.*, keyboard, mouse, camera, microphone, fingerprint sensors, aimed to provide I/O capabilities. Dedicated system software called *device drivers* enable the OS kernel to interact with these peripherals. The job of a typical device driver is, for the most part, reading or writing I/O memory [11]. This is commonly achieved through mechanisms like MMIO and DMA, which we detail next.

MMIO. It is a method of performing I/O between the CPU and a peripheral device by mapping the peripheral's *I/O registers* into the CPU's address space. As such, processor load/store instructions on mapped addresses translate to load/store operations on the corresponding I/O registers in physical memory. The Linux kernel on 64-bit ARM platforms provides MMIO access primitives like `ioreadX/iowriteX` which read and write X bits of data from and to an I/O register, respectively. For example, `ioread8(reg)` and `iowrite8(reg, val)` read and write 8 bits of data from and to a memory-mapped register, respectively.

DMA. It is a mechanism used by peripheral devices to transfer I/O data to and from main memory bypassing the processor [11]. A specialised hardware component, *i.e.*, the *DMA controller*, coordinates the DMA data transfer, and generates an interrupt request to the CPU upon DMA completion.

MMIO or DMA memory for a particular peripheral device is usually associated with a *base address* and *size*, which indicate respectively the base address in physical memory, and the size of the contiguous portion of memory used by the data transfer mechanism. The peripheral's specifications provides information regarding base addresses, sizes, and the offsets for all useful registers and DMA regions. The details regarding all hardware devices on a system are described in a data structure called the *device tree* (DT).

¹A prefix of "S" is usually added to the exception level for more precision when the code is being executed in the secure world. For example S-EL0/S-EL1 explicitly indicate that the user space/kernel space code is executing in the secure world.

```
tegra_i2s1: i2s@2901000 {
    compatible = "nvidia,tegra194-i2s",
                "nvidia,tegra210-i2s";
    reg = <0x2901000 0x100>;
    clocks = <&bpmp TEGRA194_CLK_I2S1>,
            <&bpmp TEGRA194_CLK_I2S1_SYNC_INPUT>;
    clock-names = "i2s", "sync_input";
    ...
    sound-name-prefix = "I2S1";
    status = "okay";
};
```

Figure 3: DT node for an I2S interface on Tegra 194 SoC.

The DT contains nodes describing all the hardware on a system, including CPUs, memory, clocks, and peripheral devices like I²S, Ethernet cards, *etc.* For example, Fig. 3 represents a node in the DT of an Nvidia Jetson AGX Xavier kit describing I²S peripheral's properties, such as the base address in memory (0x2901000) and size (0x100). The DT is read by the kernel at boot time.

3 Threat model

FORTRESS has four main security goals, aimed to guarantee the confidentiality and integrity of sensitive data (*e.g.*, images, voice recordings) originating from IoT peripherals before its transmission to the cloud:

- (G1): Protect the confidentiality of peripheral data from the underlying OS or hypervisor.
- (G2): Ensure a trusted path between kernel space where the data is originally obtained to secure user space where data processing (*e.g.*, encoding, decoding, filtering) occurs.
- (G3): Ensure the confidentiality (and integrity) of sensitive peripheral data transferred to the cloud, or complete removal of sensitive data from the data stream.
- (G4): Minimise the trusted computing base and hence the potential attack surface.

Hardware. We assume that the underlying hardware itself is not malicious and cannot be tampered with by the adversary. FORTRESS shields existing peripheral devices connected to the SoC, and does not consider the connection of new components, *i.e.*, the adversary's goal is to access sensitive data of already connected peripherals, typically via MMIO or DMA. Denial-of-service attacks (*e.g.*, maliciously shutting down the system) as well as side-channel vulnerabilities [24] are considered out-of-scope.

Software. The on-die boot ROM and intermediate firmware, as well as OP-TEE are considered trusted components, which permit establishment of a *chain-of-trust* during a secure boot process. We assume the peripheral's hardware components information, *e.g.*, MMIO or DMA physical addresses, is encapsulated in a device tree file that is signed and verified while establishing the chain-of-trust, preventing a potential attacker from misconfiguring the device. All other software on the system is considered untrusted.

Third-party. Any element outside the hardware perimeter of the SoC, such as the cloud providers in the IoT setup (*e.g.*, AWS IoT [6]) to which potentially sensitive peripheral data is transmitted, are considered untrusted.

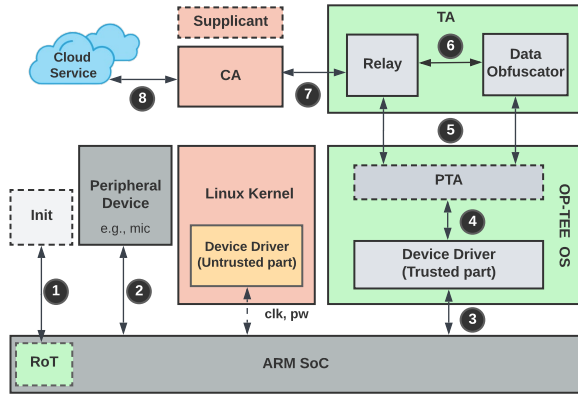


Figure 4: FORTRESS workflow.

4 FORTRESS architecture

4.1 Overview

In this section, we present the architecture and design of FORTRESS, and show how its components interact to achieve the security goals outlined in §3.

The workflow of FORTRESS is summarised in Fig. 4. At system initialisation, the secure boot process authenticates system boot components, *e.g.*, OP-TEE OS image, DT files, and TZASC is used to configure peripheral MMIO and DMA memory regions to be accessible to the secure world only (❶). After system setup, a peripheral device, *e.g.*, microphone or camera which constitutes a smart home/IoT setup, generates potentially sensitive data, *i.e.*, speech or visual data (❷). In a regular setup, the device driver software is part of the untrusted OS, thus leaking sensitive data. In FORTRESS, the driver is partitioned into trusted and untrusted parts, which respectively execute in the secure and normal world. The trusted part is embedded in the OP-TEE OS kernel, and has exclusive access to the generated peripheral data, which is read into secure I/O buffers (❸). The sensitive data is securely processed by the trusted driver, after which it is transferred to a trusted application via the PTA interface (❹–❺). The TA comprises a data obfuscator that acts as a firewall, encrypting or filtering out any sensitive information (❻). Converting human speech into a finite set of voice commands is a typical example of stripping potentially sensitive information. Finally, the reviewed data is sent to an untrusted cloud service via a relay module in the TA (❼–❽). The relay module leverages a Linux user-space daemon called the *TEE supplicant* to provide OS-level services such as network communication or storage.

We create a proof-of-concept implementation of this approach with secure sound processing via I²S, a serial communication protocol commonly used to transmit audio data between integrated circuits (ICs). Fig. 5 provides an overview of the I²S protocol.

4.2 System initialization and peripheral memory isolation

Secure boot. To ensure the authenticity and integrity of trusted system components, ARM TrustZone supports *trusted board boot* (TBB) [4]. The latter establishes a chain-of-trust consisting of several stages of integrity verifications, starting from the boot ROM, comprising the root-of-trust (RoT), and extending through various boot-loader stages, the Arm trusted firmware (containing the secure

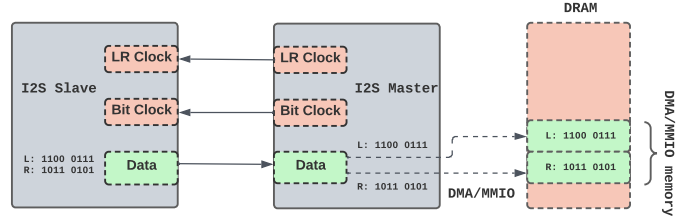


Figure 5: Overview of I²S protocol. One IC, *i.e.*, SoC (master) controls data transfer by manipulating two clock lines: the *left-right clock* to specify the audio channel (L=0;R=1), and the *bit clock* to specify if data can be sent (1) or not (0). The second IC, *i.e.*, I²S microphone (slave) sends data bits (via MMIO or DMA) for the corresponding channel each time the bit clock is set.

monitor), and OP-TEE OS components. During the deployment phase, critical components of the TCB, such as OP-TEE OS, device tree files, and TAs undergo cryptographic signing (using SHA-256) with a private key. The secure boot process uses the corresponding public key to verify the signatures of these components. By verifying the integrity of OP-TEE OS, this in turn ensures the integrity of FORTRESS’s trusted peripheral driver, as well as device tree files containing peripheral I/O registers.

Memory isolation. To safeguard peripheral data from unauthorised access by untrusted components like the OS and hypervisor, it is necessary to confine the memory regions associated with peripheral data to the secure world. In the context of our work, we collectively refer to these memory regions as the *secure I/O region* of the peripheral. Since most IoT hardware peripherals transfer data using MMIO or DMA mechanisms, FORTRESS configures peripheral MMIO and DMA memory ranges as the secure I/O region. The specific MMIO registers and DMA regions used by the peripheral are typically defined in the device’s DT node. Our solution offers two methods for specifying these secure I/O regions. The first is static and involves hard-coding the physical memory addresses of the MMIO and DMA base registers (along with their sizes) directly into the driver’s source code. The second approach is dynamic, where the information is read from the DT node in the corresponding device tree file.

During system initialisation, the trusted firmware utilises TZASC to configure DRAM in such a way that the peripheral’s secure I/O region (*i.e.*, MMIO and DMA memory ranges) is exclusively accessible to the secure world. This configuration effectively prevents any access to the peripheral’s data from the untrusted OS or hypervisor, thereby satisfying the security requirement in G1. To complete the initialisation of the peripheral’s memory, the trusted driver’s initialisation code invokes OP-TEE OS’s `core_mmu_add_mapping` routine, which maps the secure MMIO regions into kernel-space, ensuring that the secure driver can effectively interact with the peripheral.

4.3 Secure kernel to user-space communication

After the trusted driver reads peripheral data via MMIO or DMA into its I/O buffers, it needs to transfer the data to a secure user-space TA for further processing operations, *e.g.*, encoding, encryption, or filtering. To establish this secure connection between the OP-TEE driver and the TA, we leverage an OP-TEE PTA. The latter acts as a bridge, offering an interface that connects the TA to secure

driver space. The TA utilises GlobalPlatform Internal API to safely retrieve peripheral data from the driver’s memory space via a PTA invocation. This operation requires a context switch from S-EL0 to S-EL1, and can be summarised in four steps: (1) checking access rights of the TA’s destination buffers in the invocation, (2) copying necessary parameters (e.g., the PTA/driver function identifier) from TA memory to OP-TEE OS memory space, (3) issuing a system call to OP-TEE OS to invoke the corresponding PTA/driver routine, and (4) copying results from OP-TEE OS memory into the TA’s destination buffer. The creation of this secure channel from OP-TEE OS to the TA satisfies G2.

4.4 Data obfuscation

Data obfuscation is the process of transforming sensitive information to safeguard it from unauthorized access. Common data obfuscation techniques include encryption, randomization, anonymization etc. By integrating a data obfuscation module in FORTRESS, sensitive data originating from an IoT peripheral can be protected before its transmission to an untrusted party in the cloud or the host OS, hence satisfying G3. The generic architecture proposed by FORTRESS offers the flexibility to incorporate diverse obfuscation techniques depending on the nature of the data. Our implementation leverages techniques provided by OP-TEE’s cryptography API which is based on LibTomCrypt [1], a popular open-source cryptographic library. The latter provides various symmetric cryptographic algorithms, including AES-GCM, which can be leveraged to encrypt and guarantee the integrity of sensitive data. Additional data obfuscation methods, including *data conversion* and *data filtering*, serve to reduce the sensitivity of the data or completely strip sensitive elements, respectively. Data conversion can be particularly effective for human voice recordings, converting them into voice commands upon recognition of specific voice patterns. Data filtering, on the other hand, can entirely remove unrecognised sentences. The primary advantage of data obfuscation is that it effectively restricts the distribution of sensitive data in uncontrolled environments, such as the REE and the cloud service providers.

4.5 Driver partitioning

A key aspect of TEE development is decreasing the *trusted computing base* (TCB). The latter represents the components of a system that must be trusted to enforce the system’s security policies. Decreasing the TCB reduces the potential attack surface and the likelihood of vulnerabilities in the TEE. TCB reduction is usually done via *code partitioning*. This involves identifying portions of the code that manipulate sensitive data and isolating only these within the TEE; the non-sensitive part can be kept out of the TEE. OP-TEE provides some examples of how to build secure peripheral drivers but lacks a systematic approach for partitioning them into trusted and untrusted components.

This section outlines a high-level approach to assist developers in partitioning drivers for securing peripheral data in FORTRESS. Using a simple I²S peripheral driver as an example, we manually partition its code into trusted and untrusted parts. The trusted part includes the code which interacts with the peripheral’s secure I/O region. For I²S, the trusted driver handles tasks like mapping MMIO registers, read/write operations, and DMA buffer management. The

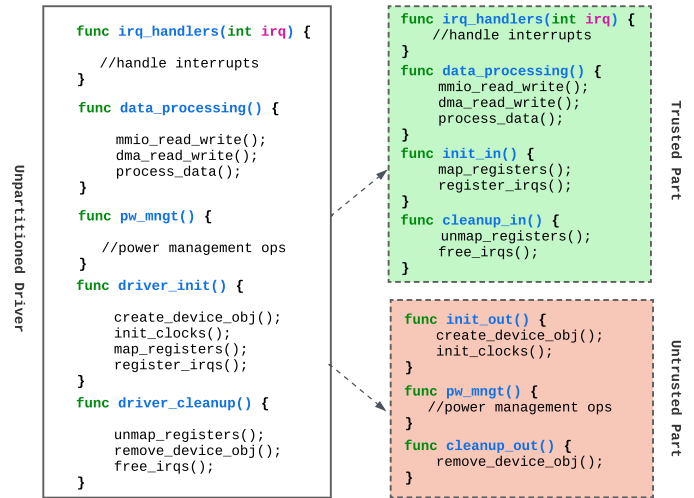


Figure 6: FORTRESS driver partitioning.

untrusted part deals with non-sensitive operations like clock and power-management. Fig. 6 provides a generic blueprint for manual partitioning in FORTRESS, satisfying G4. Advanced techniques like static code-analysis may be used for more complex code bases to pinpoint code portions interacting with sensitive regions of the peripheral.

5 Implementation

Communication between TA and PTA. A user-space TA uses the GlobalPlatform TEE API function TEE_OpenTASession to initialise a session with the I²S PTA using the latter’s UUID. After the session is created, the TA uses the TEE_InvokeTACCommand with a command identifier and related parameters stored in the structure TEE_Param to invoke a service, e.g., initialising an I²S recording operation in the PTA. The PTA in turn invokes the corresponding secure I²S driver routine, which performs secure I/O operations via MMIO or DMA. The resulting data is transferred securely to the TA in a TEE_Param memref buffer. The data is then encrypted (or filtered) inside the TA prior to transmission to the cloud via the TEE supplicant executing inside the REE.

Key derivation and storage. OP-TEE features a built-in PTA specifically designed for the derivation of encryption keys based on hardware-unique identifiers, exposed by SoCs that offer such capabilities. These hardware-specific keys are accessible exclusively in the TEE, or are derived differently by the SoC depending on whether they are accessed from the REE or TEE. Within the TEE, the resulting encryption keys are commonly used for encryption and decryption of files, ensuring data security even after device reboots. This functionality in OP-TEE is known as *secure storage* [32]. Other research prototypes serve such uniquely-derived cryptographic materials as the basis for introducing attestation capabilities into TrustZone, fulfilling a gap in Arm’s TEE architecture. This feature is essential for establishing the trustworthiness of executing software, thus offering a fundamental security assurance for third-party actors, including cloud service providers [25, 26].

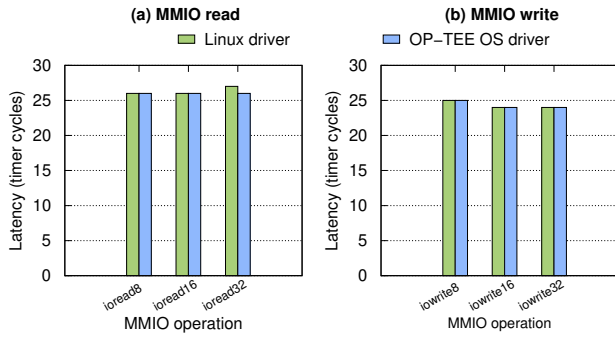


Figure 7: Cost of MMIO operations.

6 Evaluation

This section presents an experimental evaluation of FORTRESS. We seek to answer the following questions:

- Q1) What is the overhead of reading and writing MMIO registers in a TEE? (§6.1)
- Q2) What is cost of data transfers between the secure driver and a trusted application? (§6.2)
- Q3) What is the cost of data obfuscation inside a TA? (§6.3)
- Q4) What is the degree of TCB reduction after driver partitioning? (§6.4)

Experimental setup. Our evaluations were conducted on an Nvidia Jetson AGX Xavier development kit. This kit ships with 8 TrustZone-enabled ARMv8.2 (64 bit) processors (4 active) each clocked at 2265 MHz, and 32 GB of memory. The kit runs Jetson Linux 35.3.1, which is based on Ubuntu 20.04.5 LTS and Linux Kernel 5.10. The OP-TEE OS version used is based on tag optee_os-nvidia-r35.2.1 of NVIDIA OP-TEE OS fork [28]. Latencies (in clock cycles) are measured by reading the CNTVCT_EL0 timer register [3]. The frequency of this timer is 31.25 MHz on the experimental system. This timer cannot be accessed directly by a TA; we access its value from TAs via an OP-TEE PTA interface. Unless stated otherwise, we report the average of 100 runs.

6.1 Performance of MMIO operations

(Answer to Q1) In our initial experiment, we assess the performance of MMIO operations in both secure and normal worlds, using different MMIO APIs, *i.e.*, `ioread{8,16,32}`, `iowrite{8,16,32}`. Our findings, as depicted in Fig. 7, indicate that MMIO read operations in a secure OP-TEE driver exhibit identical performance as those in a standard normal-world Linux kernel driver. The same observation is true for MMIO write operations. This similarity in performance can be attributed to the fact that MMIO operations share the same underlying implementations in both secure and normal worlds, and are subject to uniform access control policies (*i.e.*, TZASC checks) across both worlds. The read operations have similar performance (≈ 26 cycles) for 8,16, and 32 bits. We also have a similar cost with the write operations (≈ 24 cycles) for 8,16, and 32 bits. This is because the MMIO register width is the same (32-bit) on the device, meaning the full 32 bits are always read or written, and truncated accordingly to align with the exact read or write size.

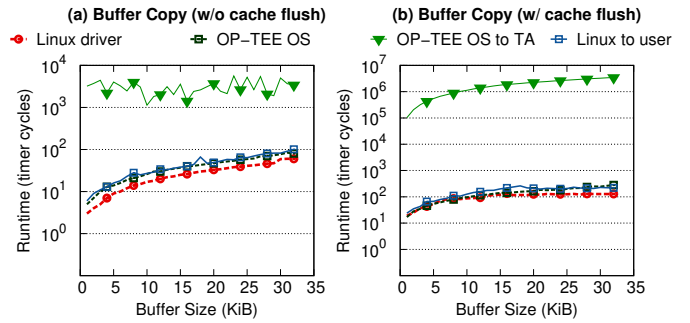


Figure 8: Cost of buffer copying operations.

Take-away 1: Kernel driver MMIO operations can be safeguarded within OP-TEE without sacrificing performance.

6.2 Cost of buffer copying operations

(Answer to Q2) This experiment aims to evaluate the cost of transferring data from secure kernel space (OP-TEE OS) to secure user space (TA). It involves the TA invoking an OP-TEE OS driver function through the PTA interface using the function: `TEE_InvokeTACCommand`. The TA passes a parameter buffer of type: `TEE_Param` as input, and data is copied (using `memcpy`) from a buffer of the secure driver into the destination buffer. We compare this operation against buffer copy operations from normal world kernel space (Linux driver) to normal world user space, using the `copy_to_user` primitive provided by the Linux kernel. We also evaluate the cost of buffer copy operations in normal and secure world kernel space only, using standard `memcpy` operations. The copy operations are done with and without cache flushing enabled for the source and destination buffers. Fig. 8 outlines the results, which indicate that copying a buffer from the secure driver in OP-TEE OS to the TA is about $113\times$ and $10K\times$ more expensive on average when compared to copying a buffer from a normal world Linux kernel buffer to a normal world user space buffer, without and with cache flushing respectively. The high overhead observed in the copy operation from OP-TEE OS to the TA is attributed to the additional memory access checks and buffer copying operations involved when transferring data between the TA and OP-TEE OS, as outlined in §4.3.

Take-away 2: Copying a buffer from OP-TEE OS to a TA is expensive due to additional copy operations and security checks performed during the S-EL0 to S-EL1 context switch.

6.3 Cost of data encryption/decryption operations

(Answer to Q3) In this experiment we evaluate the encryption and decryption costs inside a TA of four AES cryptographic modes of operation: ECB, CBC, CTR, and GCM. All the cryptographic operations use the same 128-bit key. AES-GCM uses an initialisation vector and tag length of 128 bits. Fig. 9 shows the results obtained.

ECB is relatively simple and deterministic, *i.e.*, identical plaintext blocks produce identical ciphertext blocks; while this mode is relatively cheaper in cost, it is not recommended for securing sensitive data. More advanced algorithms like CBC introduce block chaining, which improves security. CTR mode has similar performance and security as compared to CBC. GCM mode is most expensive in

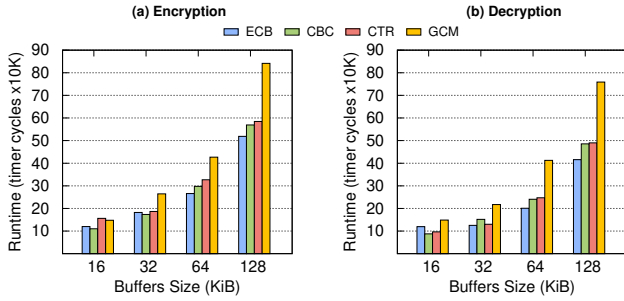


Figure 9: Cost of cryptographic operations inside a TA.

general because it computes an authentication tag to ensure data integrity, resulting in larger computational overhead. On average, GCM is about 1.3 \times and 1.6 \times slower compared to CTR mode for encryption and decryption, respectively. However, in spite of the relatively higher cost, GCM provides both confidentiality and integrity guarantees, while the other modes only ensure confidentiality.

Take-away 3: Encryption techniques like AES-GCM can be leveraged in the TA to provide confidentiality and integrity guarantees to peripheral data.

6.4 TCB analysis

(Answer to Q4) Table 1 provides a summary of the code components comprising the partitioned I²S driver, along with the proportion of source code they represent (wrt. the unpartitioned version) in terms of lines of code (LOC). Following the partitioning approach outlined in §4.5, 66.82% of the source code was secured inside OP-TEE OS’s trusted driver, which corresponds to a 33.18% decrease in the TCB with respect to a system which includes all the source code inside the secure OP-TEE OS driver.

Take-away 4: A decrease in the TCB holds significant security implications because it reduces the attack surface available to potential adversaries, and mitigates the effects of security vulnerabilities that may exist in the code.

7 Related work

Several research works have proposed techniques to enhance security guarantees of peripheral data both on ARM and x86-based systems. For ARM-based systems: [23] provides software abstractions to protect the integrity and authenticity of sensor readings; SeCloak [19] leverages TrustZone to provide a way to reliably turn

Table 1: Source code % of I²S driver components in the trusted and untrusted drivers after partitioning.

Component	% trusted driver	% untrusted driver
Initialization	22.13	23.45
Data processing	41.15	0
IRQ handling	1.33	0
Power management	0	7.52
Cleanup	2.21	2.21
Total	66.82	33.18

Table 2: Comparing FORTRESS with previous approaches.

	[9]	[8]	[19]	[20]	[34]	Us
Untrusted OS	✗	✓	✗	✓	✓	✓
Untrusted hypervisor	✗	✗	✗	✗	✗	✓
Data confidentiality	✗	✓	✗	✗	✓	✓
Data integrity	✓	✓	✓	✗	✓	✓
ARM-based	✓	✗	✓	✓	✗	✓

on/off peripherals even in the presence of compromised privileged platform software like the OS or hypervisor, without explicitly providing data confidentiality or integrity guarantees; other systems like [9] leverage an MPU to isolate peripheral memory in MCUs. For x86-based systems: SGXIO [34] and Driverguard [8] leverage a trusted hypervisor to secure sensitive I/O data from an untrusted OS. While these systems propose varied solutions to address I/O data security, they either weaken the threat model by leveraging a trusted OS or hypervisor, or do not provide full confidentiality and integrity guarantees. As summarized in Table 2, FORTRESS addresses all these limitations and offers a completely secure path for IoT peripheral data from the hardware to the cloud, safeguarding data confidentiality and integrity.

8 Practical applications of FORTRESS

The security architecture provided by FORTRESS can be leveraged in various IoT contexts:

Smart homes. In a smart home setup, the central hub can leverage FORTRESS framework to enhance data privacy. FORTRESS acts as a safeguard, stopping the unintentional sharing of sensitive information like surveillance videos or voice recordings to cloud services with data obfuscation. For example, as explained in §4.4, FORTRESS can apply data conversion to human speech, converting it into voice commands. This avoids the need to send raw audio (containing potentially sensitive information) for analysis; only the specific voice command can be identified and sent to the cloud service. Implementing such strategies requires moving machine learning-based inference into the TEE, a paradigm that can be achieved with Arm TrustZone [27]. Additionally, peripherals like fingerprint sensors employed for locking mechanisms can be effectively isolated from potential malicious attacks that compromise the OS. The sensor reading, as well as all necessary logic to validate the latter is protected within the TEE.

Medical IoT. Similarly to a smart home, medical IoT hubs responsible for aggregating potentially sensitive data from devices such as cardiac monitors can leverage FORTRESS to guarantee that this data is not accessible to a malicious adversary (e.g., on the LAN) who has compromised the OS. Further, the data obfuscation process safeguards the sensitive data once it is transferred to an untrusted cloud service.

9 Limitations and discussions

Manual partitioning can be very challenging and error-prone for large code bases, as there may be complex data paths with indirect access to peripheral data, which are difficult to identify manually. Nonetheless, in FORTRESS, restricting the peripheral’s secure I/O region to the secure world always prevents access to peripheral data from untrusted code, even if the latter contains instructions

that manipulate peripheral data. To overcome the complexities inherent in manual partitioning, techniques such as static data-analysis [9, 17] could be leveraged to properly identify all code parts that interact (directly or indirectly) with sensitive data.

10 Conclusion

This paper presents FORTRESS, a generic design to secure sensitive peripheral data in IoT environments by leveraging TEE technology. FORTRESS restricts peripheral I/O memory regions to a secure kernel-space TEE, thereby limiting access exclusively to an small segment of the peripheral driver code. This strategy effectively blocks unauthorised access from potentially compromised operating systems or hypervisors. The data is then securely transferred to a user-space TEE, where obfuscation techniques are applied prior to its transmission to an untrusted host operating system or cloud service providers. Through a proof-of-concept implementation focusing on I²S, our evaluations show that FORTRESS achieves enhanced the security posture of IoT devices at a reasonable cost.

Future work. We aim to extend our work along two axes: firstly by integrating static analysis techniques to streamline the code partitioning process, and subsequently by introducing machine learning classification algorithms to automate data obfuscation. The latter approach involves the use of pre-trained deep learning models within the TA to identify sensitive data in data streams, upon which appropriate obfuscation techniques may be applied.

Acknowledgments

This work was supported by the VEDLIoT: Very Efficient Deep Learning in IoT European project (no. 957197) and the Swiss National Science Foundation under project P4: Practical Privacy Preserving Processing (no. 200020_215216).

References

- [1] Libtomcrypt. <https://github.com/libtom/libtomcrypt>, 2023.
- [2] Noah Aporthe, Dillon Reisman, and Nick Feamster. A smart home is no castle: Privacy vulnerabilities of encrypted iot traffic. *arXiv preprint arXiv:1705.06805*, 2017.
- [3] Arm. Armv8-a architecture registers. <https://developer.arm.com/documentation/ddi0595/2021-12/AArch64-Registers/CNTVCT-EL0--Counter-timer-Virtual-Count-register>, 2023.
- [4] ARM-Software. Trusted board boot. <https://github.com/ARM-software/arm-trusted-firmware/blob/master/docs/design/trusted-board-boot.rst>, 2023.
- [5] Luigi Atzori, Antonio Iera, and Giacomo Morabito. The internet of things: A survey. *Computer Networks*, 54(15):2787–2805, 2010.
- [6] AWS. *Aws iot*. <https://aws.amazon.com/com/iot/>.
- [7] Pau-Chen Cheng, Wojciech Ozga, Enrique Valdez, Salman Ahmed, Zhongshu Gu, Hani Jamjoom, Hubertus Franke, and James Bottomley. Intel tdx demystified: A top-down approach. *arXiv preprint arXiv:2303.15540*, 2023.
- [8] Yueqiang Cheng, Xuhua Ding, and Robert H. Deng. Driverguard: Virtualization-based fine-grained protection on i/o flows. *ACM Trans. Inf. Syst. Secur.*, 16(2), sep 2013.
- [9] Abraham A Clements, Naif Saleh Almkhdhub, Saurabh Bagchi, and Mathias Payer. ACES: Automatic compartments for embedded systems. In *27th USENIX Security Symposium (USENIX Security 18)*, pages 65–82, Baltimore, MD, August 2018. USENIX Association.
- [10] CNBC. Google admits partners leaked more than 1,000 private conversations with google assistant. <https://www.cnbc.com/2019/07/11/google-admits-leaked-private-voice-conversations.html>, 2019.
- [11] Jonathan Corbet, Alessandro Rubini, and Greg Kroah-Hartman. *Linux device drivers*. "O'Reilly Media, Inc.", 2005.
- [12] Victor Costan and Srinivas Devadas. Intel SGX explained. *IACR Cryptol. ePrint Arch.*, 2016:86, 2016.
- [13] Advanced Micro Devices. AMD SEV-TIO: Trusted i/o for secure encrypted virtualization. <https://www.amd.com/content/dam/amd/en/documents/developer/sev-tio-whitepaper.pdf>.
- [14] Cesare Garlati and Sandro Pinto. Secure IoT Firmware For RISC-V Processors. *Embedded world*, 2021, 2021.
- [15] GlobalPlatform. Specification library. <https://globalplatform.org/specs-library/>, 2023.
- [16] Google. More information about our processes to safeguard speech data. <https://www.blog.google/products/assistant/more-information-about-our-processes-safeguard-speech-data/>, 2019.
- [17] Chung Hwan Kim, Taegy Kim, Hongjun Choi, Zhongshu Gu, Byoungyoung Lee, Xiangyu Zhang, and Dongyan Xu. Securing real-time microcontroller systems through customized memory view switching. In *Network and Distributed System Security (NDSS) Symposium*, 2018.
- [18] Dayeol Lee, David Kohlbrenner, Shweta Shinde, Krste Asanović, and Dawn Song. Keystone: An open framework for architecting trusted execution environments. In *Proceedings of the Fifteenth European Conference on Computer Systems, EuroSys '20*, New York, NY, USA, 2020. Association for Computing Machinery.
- [19] Matthew Lentz, Rijureka Sen, Peter Druschel, and Bobby Bhattacharjee. Secloak: Arm trustzone-based mobile peripheral control. In *Proceedings of the 16th Annual International Conference on Mobile Systems, Applications, and Services*, pages 1–13, 2018.
- [20] Zinan Li, Wenhao Li, Yubin Xia, and Binyu Zang. Teep: Supporting secure parallel processing in arm trustzone. In *2020 IEEE 26th International Conference on Parallel and Distributed Systems (ICPADS)*, pages 544–553, 2020.
- [21] Arm Limited. Exception levels. <https://developer.arm.com/documentation/102412/0103/Privilege-and-Exception-levels/Exception-levels>, 2023.
- [22] Linaro Limited. Open source secure software. <https://www.trustedfirmware.org/>, 2023.
- [23] He Liu, Stefan Saroiu, Alec Wolman, and Himanshu Raj. Software abstractions for trusted sensors. In *Proceedings of the 10th international conference on Mobile systems, applications, and services*, pages 365–378, 2012.
- [24] Naiwei Liu, Meng Yu, Wanyu Zang, and Ravi Sandhu. On the cost-effectiveness of trustzone defense on arm platform. In *Information Security Applications: 21st International Conference, WISA 2020, Jeju Island, South Korea, August 26–28, 2020, Revised Selected Papers*, page 203–214, Berlin, Heidelberg, 2020. Springer-Verlag.
- [25] Jāmes Ménétrey, Christian Göttel, Anum Khurshid, Marcelo Pasin, Pascal Felber, Valerio Schiavoni, and Shahid Raza. Attestation mechanisms for trusted execution environments demystified. In *DAIS*, volume 13272 of *Lecture Notes in Computer Science*, pages 95–113. Springer, 2022.
- [26] Jāmes Ménétrey, Marcelo Pasin, Pascal Felber, and Valerio Schiavoni. Watz: A trusted webassembly runtime environment with remote attestation for trustzone. In *ICDCS*, pages 1177–1189. IEEE, 2022.
- [27] Fan Mo, Ali Shahin Shamsabadi, Kleomenis Katevas, Soteris Demetriou, Ilias Leontiadis, Andrea Cavallaro, and Hamed Haddadi. Darknetz: towards model privacy at the edge using trusted execution environments. In *MobiSys*, pages 161–174. ACM, 2020.
- [28] NVIDIA. Source code of the op-tee os for nvidia jetson linux. https://github.com/NVIDIA/optee_os-nvidia/, 2023.
- [29] Sandro Pinto and Nuno Santos. Demystifying arm trustzone: A comprehensive survey. *ACM Comput. Surv.*, 51(6), jan 2019.
- [30] Ron Stajnrud, Raz Ben Yehuda, and Nezer Jacob Zaidenberg. Attacking trustzone on devices lacking memory protection. *J. Comput. Virol. Hacking Tech.*, 18(3):259–269, 2022.
- [31] TrustedFirmware.org. Pseudo trusted applications. https://optee.readthedocs.io/en/latest/architecture/trusted_applications.html#pseudo-trusted-applications, 2023.
- [32] TrustedFirmware.org. Secure storage. https://optee.readthedocs.io/en/latest/architecture/secure_storage.html, 2023.
- [33] Peter VanNostrand, Ioannis Kyriazis, Michelle Cheng, Tian Guo, and Robert J. Walls. Confidential deep learning: Executing proprietary models on untrusted devices. *ArXiv*, abs/1908.10730, 2019.
- [34] Samuel Weiser and Mario Werner. Sgxio: Generic trusted i/o path for intel sgx. In *Proceedings of the Seventh ACM on Conference on Data and Application Security and Privacy, CODASPY '17*, page 261–268, New York, NY, USA, 2017. Association for Computing Machinery.