

Skipping Scheme for Gate-hiding Garbled Circuits

Ke Lin¹ 

leonard.keilin@gmail.com

Abstract. In classic settings of garbled circuits, each gate type is leaked to improve both space and speed optimization. Zahur et al. have shown in EUROCRYPT 2015 that a typical linear garbling scheme requires at least two λ -bit elements per gate with a security parameter of λ , which limits their efficiency. In contrast to typical garbled circuits, gate-hiding garbled circuits have the potential to drastically reduce time costs, although they have been underappreciated.

We propose the first skipping scheme for gate-hiding garbled circuits to enhance the efficiency of evaluation by observing prime implicants. Our scheme introduces skip gates to eliminate the need to calculate the entire circuit, enabling unnecessary execution paths to be avoided. We also introduce two variants of our scheme that balance security with parallelism. A proof of hybrid security that combines simulation-based and symmetry-based security in semi-honest scenarios is presented to demonstrate its security under gate-hiding conditions. Our scheme will inspire new directions to improve the general garbling scheme and lead to more practical ones.

Keywords: Garbled Circuit · Gate-hiding · Semi-private Function Evaluation.

1 Introduction

Garbled circuit (GC) was first introduced by Andrew Yao [22] that enables secure two-party computation. A circuit C and an input x are often used to derive a garbled circuit \tilde{C} and a garbled input X , according to the typical pipeline of garbling schemes. The correct result $C(x)$ may be obtained by evaluating \tilde{C} on X and decrypting from $\tilde{C}(X)$ without disclosing anything more. In particular, a simulator can simulate \tilde{C} and X given only $C(x)$.

In a typical two-party computation scenario, the circuit C that each party wishes to assess is chosen by consensus [14]. The garbled circuits in these protocols only need to conceal the inputs to C because C is a public variable and therefore does not need to be kept secret in any other way. It should be noted, however, that in other situations, such as private function evaluation (PFE), it can be advantageous for a garbled circuit to mask any identifying information about the circuit itself [12].

Unlike classical garbled circuits, gate-hiding garbled circuits allow only the topology to be leaked. At the same time, the gate functions remain a secret.

Although most optimizations on gate-aware circuits are based on the leakage of gate types, we demonstrate in this paper that keeping the gate function unknown has the potential to reduce the time costs of evaluating subcircuits quasi-exponentially, resulting in a practical garbling scheme.

1.1 Related Works

The garbled circuit technique described by Yao was promoted to a cryptographic primitive, the *garbling scheme*, by Bellare et al. [2], which is used along with our scheme in this work. Since this technique has been introduced, numerous efforts [18] have been made to improve it. Techniques such as Point and Permute [1], GRR3 [13], FreeXOR [7] and Half Gates [24] improve the efficiency of execution by significantly reducing the space requirements. Since Fairplay [10], elegant implementations of garbled circuits have begun to fill up the gap between theory and practice, including FastGC [4], Obliv-C [23], and TinyGarble [19]. Despite the advances, Zahur et al. [24] argue that all linear, and thus, efficient, garbling schemes must contain at least two λ -bit elements to function properly. Even though some works attempt to reduce the lower bound of these gates to $O(1.5\lambda)$ [5,17], it appears that the efficiency of classic garbled circuits is reaching its limit.

In contrast to gate-aware garbled circuits, gate-hiding circuits remain underdeveloped and underappreciated, despite the fact that Yao’s original protocol achieves gate-obliviousness. There are several garbling schemes designed to support both AND and XOR gates while masking their type from the evaluator [5,16,21]. The varieties differ in the types of Boolean gates they can support. Recently, Rosulek et al. [17] achieved the state-of-the-art gate-hiding garbling, in which *any* gate is garbled for $1.5\lambda + 10$ bits. Furthermore, their gate-hiding construction is fully compatible with FreeXOR.

Songhori et al. [20] proposed a scheme in 2019 that is very similar to ours to improve the efficiency of evaluating garbled circuits using SkipGate in the ARM2GC framework. However, their method only allows efficient secure evaluation of functions with publicly known inputs. In addition, Kolesnikov [6] proposes using FreeIF to omit inactive branches from garbled circuits for free, which is an analogous idea to ours but with online communication.

1.2 Our Contributions

We propose an effective skipping scheme at runtime for gate-hiding garbled circuits. The scheme skips inaccessible execution pathways and promotes parallelism on the fly. In addition to significantly improving the evaluation speed, our approach is simple to understand and use. The motivation for this approach stems from the observation that prime implicants in Boolean algebra disregard insignificant inputs when evaluating functions. The method can also be used when the circuit consists of both plain and hidden gates, in which case the method is applied only to hidden gates. We prove that our skipping scheme achieves hybrid privacy.

A plain skipping scheme (PSS) and a chained skipping scheme (CSS) are available in our construction. In both schemes, skip gates are constructed and can be activated or *triggered* based on certain requirements. We demonstrate how unnecessary execution paths can be avoided by utilizing the skipping scheme in semi-private garbled circuits. Even though there are more gates to generate, the reducing in executions saves evaluation time and computing resources. In addition to validating the skipping scheme’s correctness, a proof of hybrid security is presented to prove its security under gate-hiding conditions.

The efficiency of (sub)circuit evaluation is generally improved by our scheme, which eliminates the need to calculate the entire circuit at once. We also obtain a significant improvement for subcircuits since we only need to use a fraction of the inputs. It optimizes the calculation of gates that remain unused and benefit from parallel computation.

2 Preliminaries

2.1 Notation

The notations are defined as follows: $x \stackrel{U}{\leftarrow} X$ represents that x was sampled randomly from X under a uniform distribution, and $x \leftarrow \text{Alg}$ indicates that x is generated using the algorithm Alg. The symbol \oplus signifies the exclusive OR operation on bitstrings, and $[n]$ is an alias for $\{1, \dots, n\}$. $\text{LSB}(S)$ denotes the least significant bit of a bitstring S , while the remainder is represented by $L(S)$. The security parameter is λ .

2.2 Garbled Circuits

This section presents a formal definition of a garbling scheme and the notion of simulation-based privacy, following the work of Bellare et al. [2]. Note that all the gates in this work accept two inputs.

We use notation from Kempka et al. [5], which describes a circuit as

$$C := (n, m, l, A, B, g)$$

where n is the number of input wires, m is the number of output wires, and l is the number of gates. A set of wires can be considered as $W := [n + l]$, a circuit input wire set as $W_{\text{input}} := [n + l] \setminus [n + l - m]$, and the circuit output wires as $W_{\text{gate}} := [n + l] \setminus [n]$. The functions $A : W_{\text{gate}} \rightarrow W \setminus W_{\text{output}}$ and $B : W_{\text{gate}} \rightarrow W \setminus W_{\text{output}}$ indicate the first input wire of each gate i and the second input wire $B(i)$. Each gate i is specified by the function $g(i, \cdot, \cdot) = g_i(\cdot, \cdot)$. For simplicity, we will omit the parameter i in some cases.

Definition 1 (Garbling Scheme). *A garbling scheme for a family of circuits $\mathcal{C} = \{\mathcal{C}_n\}_{n \in \mathbb{N}}$, where n is a polynomial in a security parameter k , employs probabilistic polynomial-time algorithms $\text{GC} = (\text{GC.Gb}, \text{GC.Enc}, \text{GC.Eval}, \text{GC.Dec})$ defined as follows:*

- $(\tilde{C}, e, d) \leftarrow \text{GC.Gb}(1^\lambda, C)$: takes as input security parameter 1^λ and circuit $C \in \mathcal{C}$ and outputs garbled circuit \tilde{C} , encoding information e and decoding information d .
- $X \leftarrow \text{GC.Enc}(e, x)$: takes as input encoding information e and circuit input $x \in \{0, 1\}^n$, and outputs garbled input X .
- $Y \leftarrow \text{GC.Eval}(\tilde{C}, X)$: takes as input garbled circuit \tilde{C} and garbled input X , and outputs garbled output Y .
- $y \leftarrow \text{GC.Dec}(d, Y)$: takes as input decoding information d and garbled output Y , and outputs circuit output y .

A garbling scheme should satisfy the correctness property: For any circuit C and input x , after sampling (\tilde{C}, e, d) from the garbling scheme, and the following equation $C(x) = \text{GC.Dec}(d, \text{GC.Eval}(\tilde{C}, \text{GC.Enc}(e, x)))$ holds with all but negligible probability.

We introduce the notion of a random oracle H to allow adversary access. We also indicate the information on circuit C that is permitted to be leaked by the garbling scheme by the value $\Phi(C)$. Topology $\Phi_{\text{topo}}(C) = (n, m, l, A, B)$ or entire circuit information $\Phi_{\text{circ}}(C) = (n, m, l, A, B, g)$, for example, can be leaked. And the gate-hiding garbling scheme always sends Φ_{topo} instead of the entire circuit to the evaluator.

3 Skipping Scheme

This section presents our basic skipping scheme for semi-honest gate-hiding circuits. The scheme is first demonstrated for circuits with 2-implicative components. Then, it is extended from the initial scenario for circuits with 2-implicative components to a more general scenario for n -implicative components.

3.1 Construction

We use the following notation. Let $\alpha := o(\lambda) \ll \lambda$ be the security parameter for hash functions, which can usually be a constant. The input wires W_i may be assigned a value of 0 or 1, which is indicated by W_i^0, W_i^1 . The set of possible assignments of two input wires W_i, W_j is denoted by $\mathcal{V}_{i,j} := \{(W_i^{b_i}, W_j^{b_j}) \mid b_i, b_j \in \{0, 1\}\}$. We then define the k -implicative (sub)circuit and skippable wires formally.

Definition 2 (k -implicative). Let C be a Boolean circuit with n input wires $\mathcal{W} = \{W_i\}_{i=1}^n$. We say circuit C is k -implicative ($k < n$) if: there exist k fixed assignments $\{W_{d_i}^{b_{d_i}}\}_{i=1}^k$ to a subset of input wires $\mathcal{K} = \{W_{d_i}\}_{i=1}^k \subset \mathcal{W}$ such that for every assignments $\{W_{d_i}^{x_{d_i}}\}_{i=1}^{n-k}$ to $\mathcal{W} \setminus \mathcal{K}$,

$$C(W_1^{x_1}, \dots, W_{d_1}^{b_{d_1}}, \dots, W_{d_k}^{b_{d_k}}, \dots, W_n^{x_n}) \equiv \text{constant}$$

Corollary 1. A n -implicative circuit is also m -implicative for all $m > n$.

A k -implicative circuit implies that k specific assignments to parts of the inputs are sufficient to compute the final result. This simple observation leads to the reduction of evaluation costs by skipping the gates which are not the implicants.

Definition 3 (Skippable). *For a circuit C , two of its input wires W_i and W_j are skippable if there exist 2 different assignment pairs $v_0^{i,j}, v_1^{i,j} \in \mathcal{V}_{i,j}$ that make the circuit C 2-implicative in both cases. These two input wires are also known as a pair of skippable wires, denoted by $(W_i, W_j) \leftarrow \text{Pair}(C)$.*

Skippable wires are the basic elements of our skipping scheme. Definition 2 discusses n -implicative wires as another form of implicants in Boolean algebra. Previous research has shown that prime implicants of functions with many inputs can be found using heuristic methods, which is essentially more efficient by several orders of magnitude. The entire algorithm for searching for skippable wires can be found in A.1. Next, we describe our scheme, which leverages these skippable wires. It should be noted that the skipping scheme targets the subcircuits of the entire circuit, and we will be abusing the terms subcircuit and circuit in the following sections.

Plain Skipping Scheme. Let C be a Boolean circuit and $\tilde{C} \leftarrow \text{GC.Gb}(1^\lambda, C)$ be its garbled version. Let $\Gamma = (G, \text{Enc}, \text{Dec})$ be a CPA-secure symmetric key encryption scheme, and H_α be a hash function with security parameter α . The complete PSS is described in Fig. 1.

Trigger value t is an easy-to-compute indicator that provides a fast method to determine whether the skip gates should be activated. The constant result of (sub)circuit is precomputed and encrypted as G_b for $b \in \{0, 1\}$. As there are two pairs of inputs v_0, v_1 that lead to the constant output, ciphertexts are permuted randomly to ensure security. Permute bit b indicates which ciphertext should be used when the skip gate is triggered. Here s is a shared salt to restrict the permute bit $b_0 := \text{LSB}(t_0), b_1 := \text{LSB}(t_1)$ and the remainder bitstring, such that $b_0 \neq b_1$ and $L(t_0) \neq L(t_1)$. Then we compute the ciphertexts

$$G_b \leftarrow \text{Enc}_{v_0}^\lambda(R), G_{1-b} \leftarrow \text{Enc}_{v_1}^\lambda(R)$$

where $b := b_0$ and $R := \tilde{C}(\dots, v_0, \dots) = \tilde{C}(\dots, v_1, \dots)$ is the result label of the garbled circuit given the input v_0 or v_1 according to the Definitions 2 and 3. Note that some superscripts, such as i, j , may be ignored if the reference to the wire pairs is clear.

For simplicity, we denote the skip gates by $S_{i,j}^{\text{PSS}} := (L(t_0^{i,j}), L(t_1^{i,j}), G_0^{i,j}, G_1^{i,j})$.

Chained Skipping Scheme. In contrast to PSS, CSS could form a decryption chain when evaluating the skip gates. A CSS chain can only be triggered if the previous gates in the chain have failed; this prevents leakage of the trigger state of subsequent gates.

In a similar fashion to PSS, we reuse many notations. Let n be the number of skip gates in the chain. The garbler precomputes the context values for the

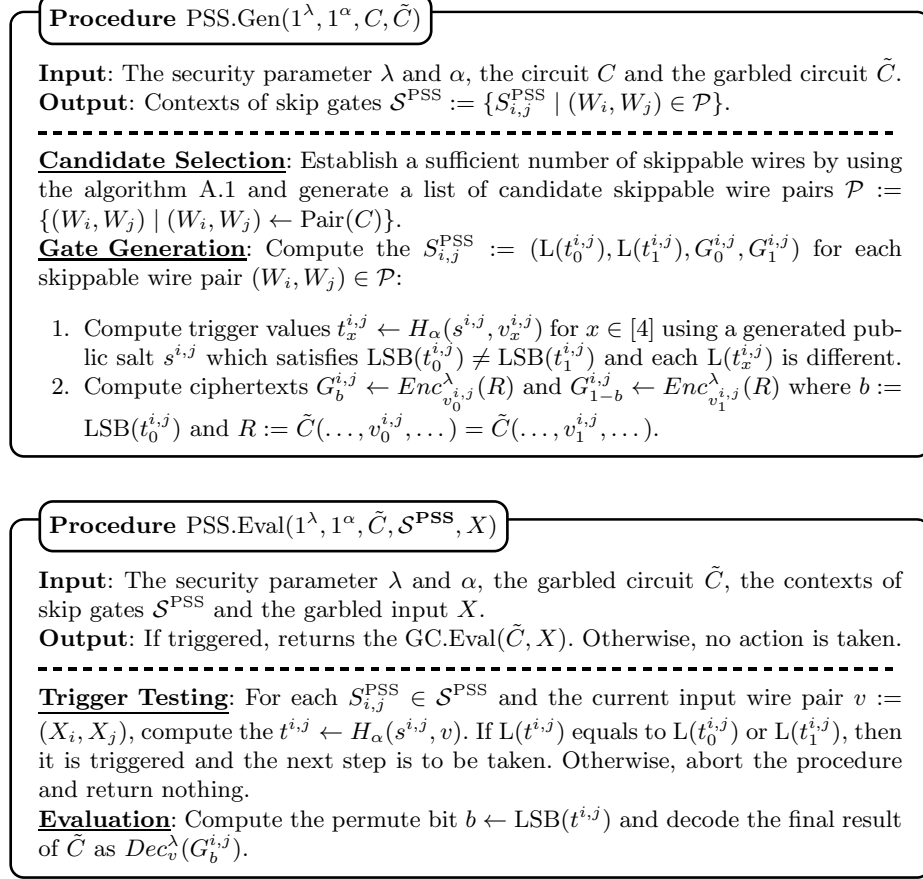


Fig. 1. Procedure of the plain skipping scheme.

k -th gate in the chain, which bring the previous skip gate's information to the current skip gate.

$$\begin{aligned} c_\alpha^k &\leftarrow H_\alpha(s^k, c_\alpha^{k-1}, T_\alpha(H_\alpha(s^k, c_\alpha^{k-1}, v_3), H_\alpha(s^k, c_\alpha^{k-1}, v_4))) \\ c_\lambda^k &\leftarrow H_\lambda(s^k, c_\lambda^{k-1}, T_\lambda(H_\lambda(s^k, c_\lambda^{k-1}, v_3), H_\lambda(s^k, c_\lambda^{k-1}, v_4))) \end{aligned} \quad (1)$$

where s^k is the salt for the k -th gate and $T_x : \{0, 1\}^2 \rightarrow \{0, 1\}$ is an irreversible function that is abelian with respect to its two inputs for $x \in \{\alpha, \lambda\}$. Assignment pairs v_3 and v_4 are the pairs that are not included in the definition of 2-implicative, as opposed to their counterparts v_0 and v_1 .

The generating algorithm for CSS skip gates produces two more chain values, t_c^k and G_c^k .

$$\begin{aligned} t_c^k &\leftarrow H_\alpha(s^k, c_\alpha^{k-1}, v_3) \oplus H_\alpha(s^k, c_\alpha^{k-1}, v_4) \\ G_c^k &\leftarrow H_\lambda(s^k, c_\alpha^{k-1}, v_3) \oplus H_\lambda(s^k, c_\alpha^{k-1}, v_4) \end{aligned} \quad (2)$$

These chain values are used to convey the other hash values without revealing them explicitly. If $H_x(s^k, c_x^{k-1}, v_y)$ for $x \in \{\alpha, \lambda\}, y \in \{3, 4\}$ is known when the previous gates have not been triggered, the chain values can then be used to calculate the hash $H_x(s^k, c_x^{k-1}, v_{7-y})$.

The full CSS is shown in Fig. 2. The pipeline of CSS.Eval's evaluation is divided into two distinct branches. The first branch updates the context value, while the second is for evaluating the actual results.

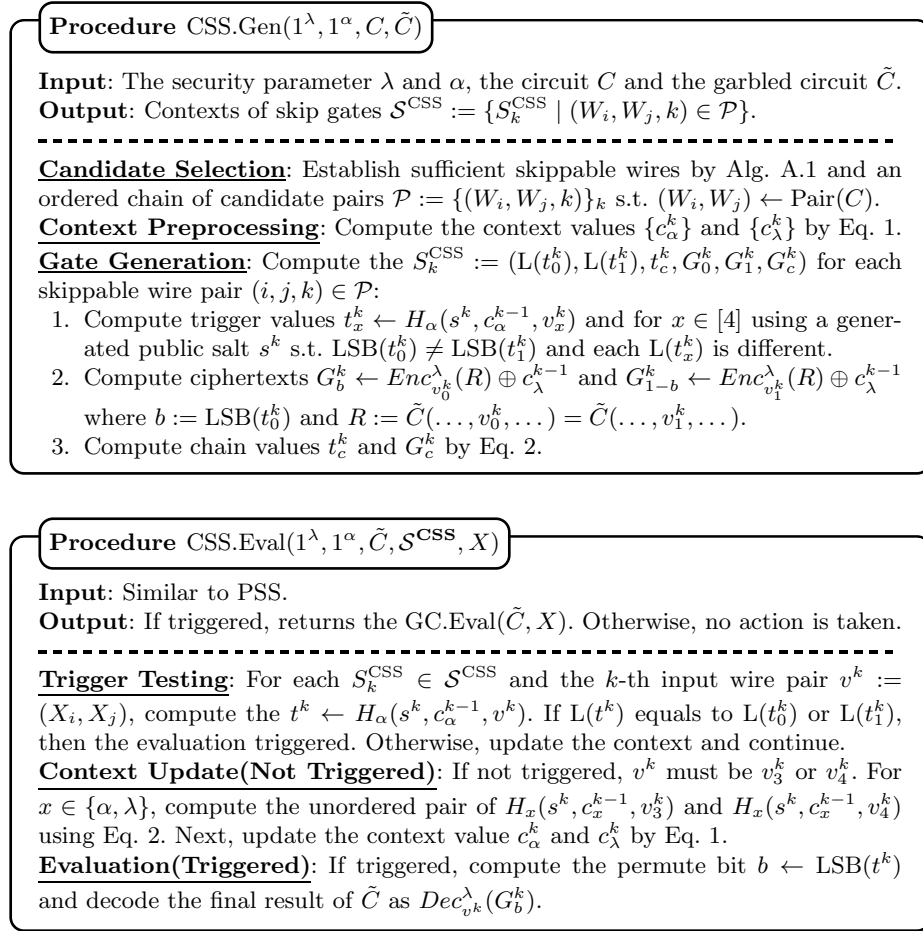


Fig. 2. Procedure of the chained skipping scheme.

Extension for n -implicative Circuits. Let $\mathcal{W}_n := \{W_i^{b_i}\}_{i=1}^n$ be the set of input wires that make the circuit n -implicative. Extensions to n -implicative circuits are based on the following techniques:

1. Group the elements of the set \mathcal{W}_n two by two to obtain the set of input wire pairs $\mathcal{V}_n := \{(W_i^{b_i}, W_j^{b_j}) \mid W_i^{b_i}, W_j^{b_j} \in \mathcal{W}_n\}$. Note that pairs can overlap to ensure that all input wires are covered.
2. Establish an ordered chain of candidate input wire pairs that will never trigger in CSS.Gen, except for the last.
3. Substitute the above-generated candidate chain for the one used in gate generation for CSS.Gen.

3.2 General Pipeline

Generally, the skipping scheme is constructed on top of the common garbling scheme. It works in parallel with the classic garbling circuit of [2] and leaves the garbling scheme intact. Our modified garbling scheme is shown in Fig. 3.

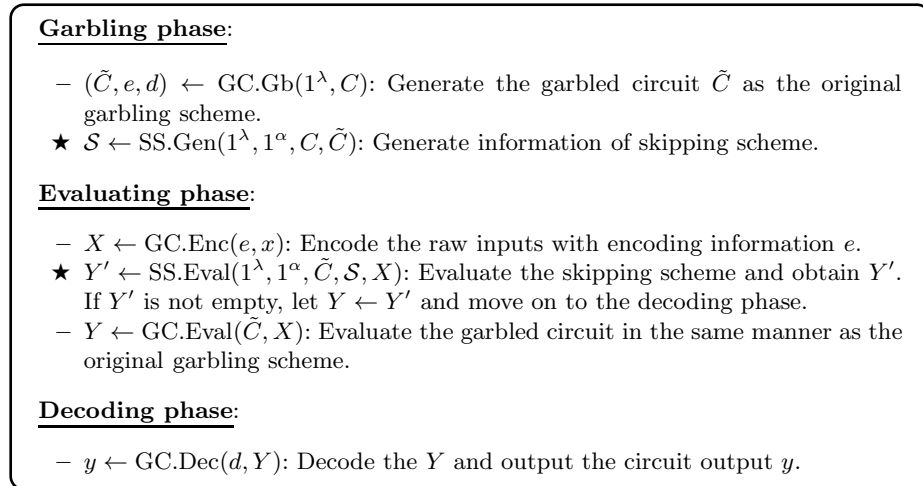


Fig. 3. Patched garbling scheme with skipping scheme. The algorithm SS here can be either PSS or CSS, depending on the exact skipping scheme.

3.3 Efficiency

Our efficiency estimation considers the skipping scheme's space complexity and computational complexity.

For a typical garbled circuit, we assume that each basic gate consume 2λ space [24] as the starting points. PSS gates require $2\alpha + 2\lambda$ space to store two

trigger values and two ciphertexts. CSS gates require $3\alpha + 3\lambda$ space to store two more chain values. We ignore the salts used in gate generation, as they consume very few bits in almost every case.

An estimation of the computational costs of each gate can be achieved by denoting the time costs of the hash function and the decryption by t_h and t_d . We assume that the decryption time of the basic gate is the same as the skip gates, i.e. t_d is used for decryption of both garbled gates and skip gates. Whenever a PSS gate is triggered, the evaluation cost is comprised of one hash for testing the PSS and one decryption for obtaining final results. Otherwise, if the PSS gate is not triggered, a hash calculation and a regular gate decryption is performed. A similar analysis can be performed for CSS costs.

In this work, we estimate the complexity of a circuit consisting of N gates. Let n_c be the number of skip gates. As each gate is triggered probabilistically, the computational complexity of each gate is analyzed by estimating both its expectation and the worst-case scenario separately. We denote θ as the probability of triggering skip gates for general analysis. The uniform case without prior knowledge of inputs is one of the most common cases for our scheme when $\theta = 0.5$. Regarding the general case of the θ trigger chance and the derivation of average costs, we leave all the results in Appendix A.2. For future reference, we present a useful claim derived from Proposition 2.

Proposition 1 (Probability of Triggering). *In the case of serial and honest execution, if the probability of triggering an individual skip gate is θ , then the k -th skip gate has a $\theta(1 - \theta)^{k-1}$ probability of being triggered during the entire procedure, whereas the whole skipping scheme has a $1 - (1 - \theta)^{n_c}$ probability to be triggered.*

A summary of the cost estimation can be found in Table 1. It is noteworthy that the evaluation costs of skipping scheme decreases quasi-exponentially as n_c grows. However, as n_c reflects the number of skip gates in a specific subcircuit, it is highly unpredictable and intractable, depending on the intrinsic characteristics of the circuit. The capacity for skip gates is likely to be greater in circuits with fewer inputs, but this is only empirically proven. This section focuses on intra-subcircuit costs, but Appendix A.2 examines inter-subcircuit costs in details.

Table 1. Estimation of the efficiency of the serial skipping scheme when $\theta = 0.5$.

Costs	Baseline	PSS	CSS
	<i>per gate</i>		
Gate Space	2λ	$4\lambda + 2\alpha$	$5\lambda + 3\alpha$
Gate Eval. Time	t_d	$t_d + t_h$	$t_d + t_h$ or $t_d + 5t_h$
	<i>per circuit</i>		
Circuit Eval. Time (Worst)	Nt_d	$N(t_d + t_h)$	$N(t_d + 5t_h)$
Circuit Eval. Time (Avg.)	Nt_d	\leq CSS	$Nt_d \cdot 2^{-n_c} + t_d + 10t_h - \tilde{\Theta}(2^{-n_c})$

4 Security Analysis

4.1 Correctness

The correctness of our skipping scheme is evident from the fact that it does not impact the regular garbling scheme. In the case of $\mathcal{S} \leftarrow \text{SS.Gen}(1^\lambda, 1^\alpha, C, \tilde{C})$, it is clear that $\text{SS.Eval}(1^\lambda, 1^\alpha, \tilde{C}, \mathcal{S}, X)$ yields the same result as $\tilde{C}(X)$. Since skipping is disabled if it is not triggered, we only verify the output when it is activated. Let R be the constant final result.

Correctness of PSS. Let $S^{\text{PSS}} := (L(t_0), L(t_1), G_0, G_1)$ be the context of the skip gate that passes the trigger test. We assume that the i -th ($i \in \{0, 1\}$) value pair v_i is the input pair to PSS.Eval and the ciphertexts G in PSS.Gen are rewritten as follows.

$$\begin{aligned} t_i &\leftarrow H(s, v_i), b_i \leftarrow \text{LSB}(t_i) \\ G_{\text{LSB}(t_0)} &\leftarrow \text{Enc}_{v_0}^\lambda(R), G_{\text{LSB}(t_1)} \leftarrow \text{Enc}_{v_1}^\lambda(R) \end{aligned}$$

We then receive the result.

$$\begin{aligned} G_{b_i} &= G_{\text{LSB}(t_i)} \leftarrow \text{Enc}_{v_i}^\lambda(R) \\ R &\leftarrow \text{Dec}_{v_i}^\lambda(G_{b_i}) = \text{Dec}_{v_i}^\lambda(\text{Enc}_{v_i}^\lambda(R)) \end{aligned}$$

Correctness of CSS. Suppose CSS gets triggered until $k = n$. For any $k < n$, the CSS gates should get either v_3^k or v_4^k as input. We first prove that the CSS fails the trigger test when $k = m < n$. Assume that we already have the context values c_α^{m-1} and c_λ^{m-1} and the context S_m^{CSS} , the m -th trigger test then

1. calculates $t^m \leftarrow H_\alpha(s^m, c_\alpha^{m-1}, v_3^m)$ or $H_\alpha(s^m, c_\alpha^{m-1}, v_4^m)$,
2. compares $L(t^m)$ with $L(t_0^m)$ and $L(t_1^m)$,
3. fails and updates the context values c_α^m and c_λ^m .

Apparently, the iterative trigger test always fails for $k \in [n-1]$. When $k = n$, the CSS gates receive input pair v_0^k or v_1^k . Similar to PSS, for the n -th gate that survive the trigger test, let $S^{\text{CSS}} := (L(t_0^n), L(t_1^n), t_c^n, G_0^n, G_1^n, G_c^n)$ be the context, v_i^n ($i \in \{0, 1\}$) be the received input pair and $c_\alpha^{n-1}, c_\lambda^{n-1}$ be the context values. Rewrite CSS.Eval as follows:

$$\begin{aligned} t_i^n &\leftarrow H_\alpha(s^n, c_\alpha^{n-1}, v_i^n), b_i^n \leftarrow \text{LSB}(t_i^n) \\ G_{\text{LSB}(t_0^n)}^n &\leftarrow \text{Enc}_{v_0^n}^\lambda(R) \oplus c_\lambda^{n-1}, G_{\text{LSB}(t_1^n)}^n \leftarrow \text{Enc}_{v_1^n}^\lambda(R) \oplus c_\lambda^{n-1} \end{aligned}$$

Similarly, we obtain the same final output as $\tilde{C}(X)$:

$$\begin{aligned} G_{b_i^n}^n &= G_{\text{LSB}(t_i^n)}^n \leftarrow \text{Enc}_{v_i^n}^\lambda(R) \\ R &\leftarrow \text{Dec}_{v_i^n}^\lambda(G_{b_i^n}^n) = \text{Dec}_{v_i^n}^\lambda(\text{Enc}_{v_i^n}^\lambda(R)) \end{aligned}$$

4.2 Simulation-Based Security

Security of the skipping scheme in semi-honest scenarios is divided into two categories: untriggered and triggered. In this proof, we demonstrate that the distribution of *view of the evaluation* of the original garbled circuit is indistinguishable from that with the skipping scheme, following the instructions of Lindell [9,8]. For simplicity, we only prove the security of PSS. Distribution of the view of algorithm \mathcal{G} is denoted by $\text{View}(\mathcal{G})$. Also, $\text{View}(\mathcal{G}_1) \equiv \text{View}(\mathcal{G}_2)$ indicates that the views of \mathcal{G}_1 and \mathcal{G}_2 have (computationally) identical distributions.

Definition 4 (Security of Evaluation with Auxiliary Scheme). *For a garbling scheme $\text{GC} = (\text{GC.Gb}, \text{GC.Enc}, \text{GC.Eval}, \text{GC.Dec})$, the garbled circuit $\tilde{C} \leftarrow \text{GC.Gb}(1^\lambda, C)$, garbled input $X \in \{0, 1\}^n$, auxiliary scheme \mathcal{G} , simulator Sim and a random oracle H , the advantage of the adversary \mathcal{A} is defined as $\text{Adv}_{\mathcal{A}, \text{GC.Eval}, \mathcal{G}, \text{Sim}, \Phi}(\lambda) :=$*

$$\left| \Pr[\mathcal{A}^H(\text{View}(\text{GC.Eval}(\Phi(\tilde{C}), X)), \text{View}(\mathcal{G}(\Phi(\tilde{C}), X))) = 1] \right. \\ \left. - \Pr[\mathcal{A}^H(\text{View}(\text{GC.Eval}(\Phi(\tilde{C}), X)), \text{Sim}(\text{View}(\text{GC.Eval}(\Phi(\tilde{C}), X)))) = 1] \right|$$

A garbling scheme GC with an auxiliary scheme \mathcal{G} is secure, if there exists a PPT simulator Sim , such that for any garbled circuit \tilde{C} , garbled input X and PPT adversary \mathcal{A} , the advantage $\text{Adv}_{\mathcal{A}, \text{GC.Eval}, \mathcal{G}, \text{Sim}, \Phi}(\lambda)$ is negligible.

The *view of the skipping scheme* consists of the garbled input X , the garbled output $\tilde{C}(X)$, the context of the generated skip gates \mathcal{S}^{SS} , the trigger state τ_{st} and the indices of the trigger gates τ_{idx} . In the *view of the garbled circuit*, these variables have been identified: the garbled input and output $X, \tilde{C}(X)$, the information of circuit $\Phi(\tilde{C})$, and the intermediate result $I(\tilde{C}, X)$. The security parameter λ and α have been omitted for simplicity.

$$\text{View}(\mathcal{G}(\Phi(\tilde{C}), X)) := (X, \tilde{C}(X), \mathcal{S}^{\text{SS}}, \tau_{\text{st}}, \tau_{\text{idx}}) \\ \text{View}(\text{GC.Eval}(\Phi(\tilde{C}), X)) := (X, \tilde{C}(X), \Phi(\tilde{C}), I(\tilde{C}, X))$$

Simulating the view of the scheme is achieved with the following oracles:

- $\mathcal{O}_\tau(\Phi(\tilde{C}))$: Oracle \mathcal{O}_τ is queried to determine whether the skipping scheme has been triggered.
- $\mathcal{O}_0(\Phi(\tilde{C}))$: Oracle \mathcal{O}_0 is queried to retrieve the selected wire pairs \mathcal{P} .
- $\mathcal{O}_1(\Phi(\tilde{C}), i, j)$: Oracle \mathcal{O}_1 is queried to obtain trigger values t and salts s that satisfy the partial inequality criteria.
- $\mathcal{O}_2(\Phi(\tilde{C}))$: Oracle \mathcal{O}_2 is queried to obtain the indices of triggered gates τ_{idx} .

Untriggered Cases.

Theorem 1 (Simulation-based Privacy of Untriggered Cases). *Let n_c be the number of skip gates. The general skipping scheme \mathcal{G} described in Section 3 is simulation-based secure in untriggered cases, for $\Phi = \Phi_{\text{topo}} = (n, m, l, A, B, \mathcal{W})$, where \mathcal{W} represents the mapping function for ciphertexts of each gate. More precisely, there exists an adversary \mathcal{A} such that*

$$\text{Adv}_{\mathcal{A}, \text{GC.Eval}, \mathcal{G}, \text{Sim}, \Phi_{\text{topo}}}^{\text{UT}}(\lambda) \leq n_c 2^{-(\lambda-1)}.$$

Proof. Simulated experiments for untriggered cases are conducted using the simulator S_{UT} , as well as the games $\mathcal{G}_0^{\mathcal{O}_0, \mathcal{O}_1}$ and \mathcal{G}_{UT} , and described as follows.

- $S_{\text{UT}}(\text{View}(\text{GC.Eval}(\Phi(\tilde{C}), X)))$: S_{UT} described in Fig. 4 generates the context of skip gates and simulates the view of the actual skipping scheme.
- $\mathcal{G}_0^{\mathcal{O}_0, \mathcal{O}_1}(\Phi(\tilde{C}), X)$: $\mathcal{G}_0^{\mathcal{O}_0, \mathcal{O}_1}$ given in Fig. 5 simulate the context of a skipping scheme with information on the garbled circuit and the garbled input X . In this game, we utilize oracles \mathcal{O}_0 and \mathcal{O}_1 to show the robustness of the simulator by fixing part of the generation of skip gates.
- $\mathcal{G}_{\text{UT}}(\Phi(\tilde{C}), X)$: Real experiment of the skipping scheme in untriggered cases.

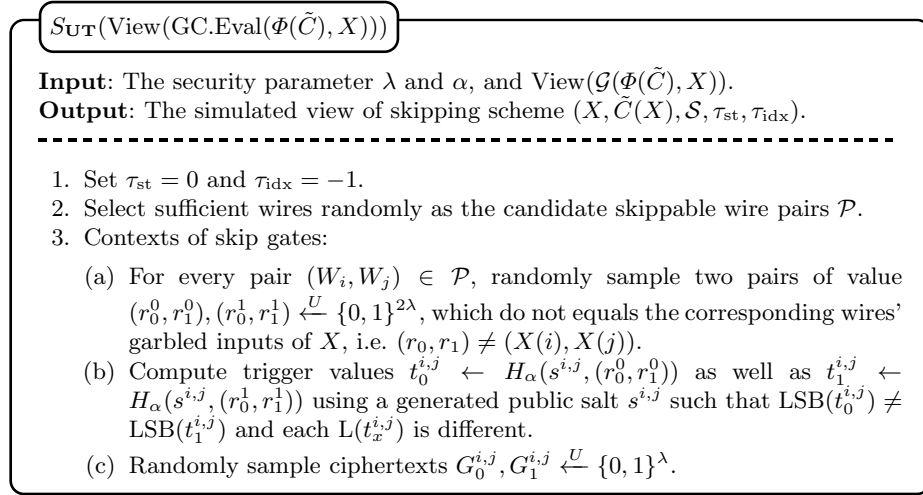


Fig. 4. The simulator S_{UT} in untriggered cases.

Now we will demonstrate that the simulators are indistinguishable from the real protocol.

- $\text{View}(S_{\text{UT}}) \equiv \text{View}(\mathcal{G}_0^{\mathcal{O}_0, \mathcal{O}_1})$: The two games differ in two ways. The first is regarding the skip gates chosen, and the second is regarding the generation of the actual trigger values. Since the skipping scheme remains untriggered, any shift in the distribution of the chosen skip gates will not affect the overall

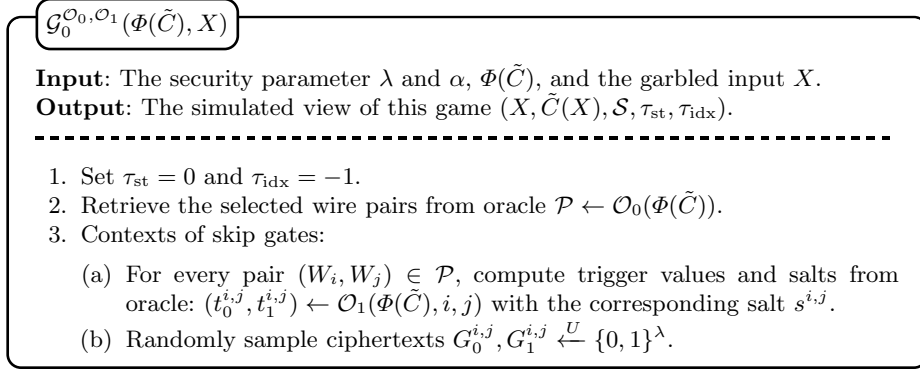


Fig. 5. The game $\mathcal{G}_0^{\mathcal{O}_0, \mathcal{O}_1}$ in untriggered cases.

view of the skipping scheme. Given that the trigger values are created by the hash function H_α uniformly, the distribution between the one derived from oracle $\mathcal{O}_1(\Phi(\tilde{C}), i, j)$ and the sample one should be identical.

- $\text{View}(\mathcal{G}_0^{\mathcal{O}_0, \mathcal{O}_1}) \equiv \text{View}(\mathcal{G}_{\text{UT}})$: The only difference between these two games is the ciphertexts. Using ciphertexts in real experiments will prevent malicious decryption from obtaining the actual output $\tilde{C}(X)$. However, ciphertexts in simulated games are sampled uniformly and may fail to meet the criteria mentioned above $\text{Dec}_v^\lambda(G^{i,j}) \neq \tilde{C}(X)$ for all two ciphertexts of the skip gates. The probability of failure is $1 - (1 - 2^{-\lambda})^{2n_c} \leq n_c 2^{-(\lambda-1)}$.

Triggered Cases.

Theorem 2 (Simulation-based Privacy of Triggered Cases). *Let n_c be the number of skip gates. The general skipping scheme \mathcal{G} described in Section 3 is secure based on simulation in the triggered cases, for $\Phi = \Phi_{\text{topo}} = (n, m, l, A, B, \mathcal{W})$, where \mathcal{W} represents the mapping function for the ciphertexts of each gate. More precisely, there exists an adversary \mathcal{A} such that*

$$\text{Adv}_{\mathcal{A}, \text{GC.Eval}, \mathcal{G}, \text{Sim}, \Phi_{\text{topo}}}^T(\lambda) \leq (2n_c - 1)2^{-\lambda}.$$

Proof. In triggered cases, we consider simulator S_T in the simulated experiments of Definition 4, and the games \mathcal{G} as below.

- $S_T(\text{View}(\text{GC.Eval}(\Phi(\tilde{C}), X)))$: S_T in Fig. 6 generates the context of skip gates, the trigger state, and simulates the view of the actual skipping scheme.
- $\mathcal{G}_1^{\mathcal{O}_2}(\Phi(\tilde{C}), X)$: $\mathcal{G}_1^{\mathcal{O}_2}$ described in Fig. 7 simulates the context of skip gates. Queries to oracle \mathcal{O}_2 constrain the selection of triggered gates, while eliminating the shift of distribution.
- $\mathcal{G}_2^{\mathcal{O}_0, \mathcal{O}_1, \mathcal{O}_2}(\Phi(\tilde{C}), X)$: $\mathcal{G}_2^{\mathcal{O}_0, \mathcal{O}_1, \mathcal{O}_2}$ in Fig. 8 simulates the context with two additional oracles. Oracles \mathcal{O}_0 and \mathcal{O}_1 in this game simulate the real skipping scheme with partially predetermined contexts, as in the untriggered cases.

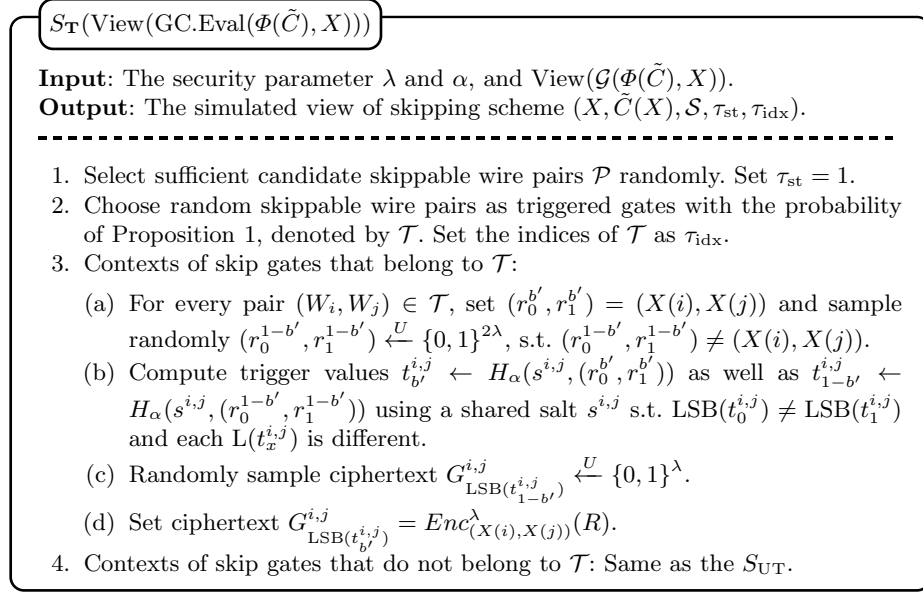


Fig. 6. The simulator S_T in triggered cases.

- \mathcal{G}_T : Real experiment of the skipping scheme in triggered cases.

Next, we will demonstrate that the simulation and the real experiment are indistinguishable.

- $\text{View}(S_T) \equiv \text{View}(\mathcal{G}_1^{\mathcal{O}_2})$: In the game $\mathcal{G}_1^{\mathcal{O}_2}$, oracle \mathcal{O}_2 is queried to access the indices of the current triggered gates. Since the simulator selects these gates based on the probability of Proposition 1, their views cannot be distinguished from each other.
- $\text{View}(\mathcal{G}_1^{\mathcal{O}_2}) \equiv \text{View}(\mathcal{G}_2^{\mathcal{O}_0, \mathcal{O}_1, \mathcal{O}_2})$: As with the untriggered cases, these two games differ in two fundamentally different ways. The distribution of views remains the same.
- $\text{View}(\mathcal{G}_2^{\mathcal{O}_0, \mathcal{O}_1, \mathcal{O}_2}) \equiv \text{View}(\mathcal{G}_T)$: The only difference between these two games is the ciphertexts. The distribution of the ciphertexts is uniformly sampled based on the assumption of a CPA-secure encryption scheme. However, the ciphertexts for invalid inputs in simulated games are sampled uniformly and may fail to reject malicious decryptions. The probability of failure is $1 - (1 - 2^{-\lambda})^{2n_c - |\mathcal{T}|} \leq (2n_c - |\mathcal{T}|)2^{-\lambda} \leq (2n_c - 1)2^{-\lambda}$.

Oracle to Trigger State.

Theorem 3 (Simulation-based Privacy with Trigger State). *Let n_c be the number of skip gates. The general skipping scheme \mathcal{G} described in Section 3*

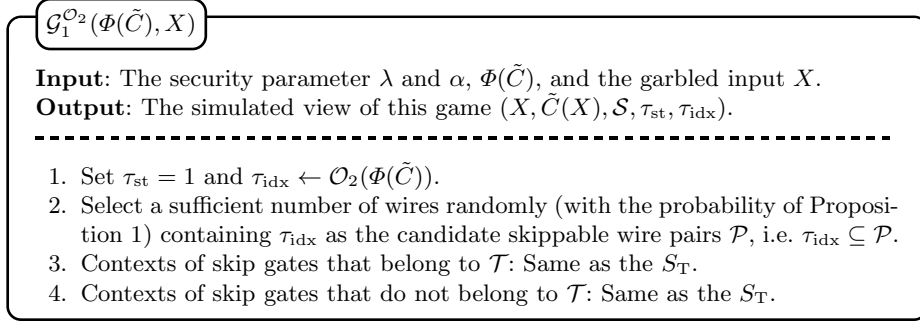


Fig. 7. The game $\mathcal{G}_1^{\mathcal{O}_2}$ in triggered cases.

is simulation-based secure with the oracle \mathcal{O}_τ to the trigger state τ_{st} , for $\Phi = \Phi_{\text{topo}} = (n, m, l, A, B, \mathcal{W})$, where \mathcal{W} represents the mapping function for the ciphertexts of each gate. More precisely, there exists an adversary \mathcal{A} such that

$$\text{Adv}_{\mathcal{A}, \text{GC.Eval}, \mathcal{G}, \text{Sim}, \Phi_{\text{topo}}}^{\mathcal{O}_\tau}(\lambda) \leq (4n_c - 1)2^{-\lambda}.$$

Proof. Theorems 1 and 2 imply the upper bound from $\text{Adv}^{\text{UT}}(\lambda)$ and $\text{Adv}^{\text{T}}(\lambda)$.

Lemma 1. *The security of evaluation of garbling scheme $\text{GC.Eval}^{\mathcal{O}_\tau}(\Phi(\tilde{C}), X)$ with the oracle \mathcal{O}_τ to the trigger state is computationally indistinguishable from the security of the evaluation of the skipping scheme.*

The obliviousness of gate functions g is critical for the security of $\text{GC.Eval}^{\mathcal{O}_\tau}$. A leaked circuit with gate functions $\Phi_{\text{circ}}(\tilde{C})$ may allow the evaluator to obtain the triggered gates and acquire the final result with significant probability because of the *circuit satisfiability problems* (CIRCUIT-SAT) or *Boolean satisfiability problems* (BOOLEAN-SAT). Hence, the skipping scheme can only be applied to gate-hiding circuits.

Lemma 2 (Symmetry of Gate-hiding Garbled Circuits). *Let C be a circuit and $(\tilde{C}, e, d) \leftarrow \text{GC.Gb}(1^\lambda, C)$, with $\Phi = \Phi_{\text{topo}} = (n, m, l, A, B, \mathcal{W})$. Given a fixed garbled input X , for any PPT adversary \mathcal{A} and $y \in \{0, 1\}^n$, there exists encoding information e' and negligible $\epsilon(\lambda)$ s.t. $X = \text{GC.Enc}(e', y)$ and*

$$\left| \Pr[(\Phi(\tilde{C}), e, d) \leftarrow \text{GC.Gb}(1^\lambda, C) : \mathcal{A}(\Phi(\tilde{C}), e, d) = 1] - \Pr[(\Phi(\tilde{C}), e', d) \leftarrow \text{GC.Gb}(1^\lambda, C) : \mathcal{A}(\Phi(\tilde{C}), e', d) = 1] \right| \leq \epsilon(\lambda)$$

Proof. Here we describe only the brief process of proving this using a definite algorithm. For the i -th single-bit input, denoted by $x(i)$ and $y(i)$ separately, if

- $x(i) = y(i)$: remain unchanged for encoding information e for this input wire.

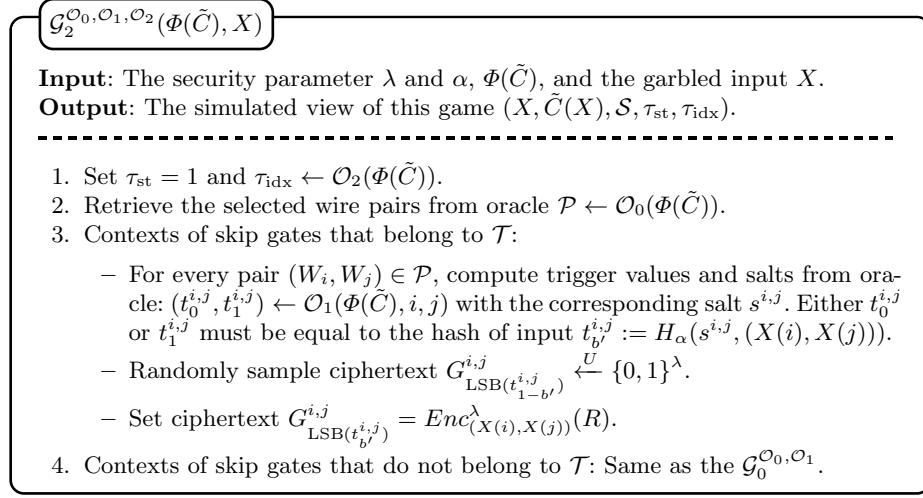


Fig. 8. The game $\mathcal{G}_2^{\mathcal{O}_0, \mathcal{O}_1, \mathcal{O}_2}$ in triggered cases.

- $x(i) \neq y(i)$: swap the garbled values of 0 and 1 in encoding information e for this input wire.

It is obvious, then, that the modified encoding information is e' such that $X = \text{GC.Enc}(e', y)$. In this instance, the encoding information e' is indistinguishable from the original information.

Theorem 4 (Security with Oracle to Trigger State). *Assuming a gate-hiding garbled circuit $(\Phi(\tilde{C}), e, d) \leftarrow \text{GC.Gb}(1^\lambda, C)$ and a random oracle H , for any PPT adversary \mathcal{A} and input $x \in \{0, 1\}^n$ and $X \leftarrow \text{GC.Enc}(e, x)$, it holds that there exists a negligible $\epsilon(\lambda)$ s.t.*

$$\left| \Pr[s \leftarrow \text{GC.Dec}(d, \text{GC.Eval}(\Phi(\tilde{C}), X)) : \mathcal{A}^H(\Phi(\tilde{C}), X, s, d) = x] - \Pr[s \leftarrow \text{GC.Dec}(d, \text{GC.Eval}^{\mathcal{O}_\tau}(\Phi(\tilde{C}), X)) : \mathcal{A}^{\mathcal{O}_\tau}(\Phi(\tilde{C}), X, s, d) = x] \right| \leq \epsilon(\lambda)$$

Proof. Lemma 2 states that adversary $\mathcal{A}^{\mathcal{O}_\tau}$ has no advantage over adversary \mathcal{A}^H in guessing the real inputs since the property of symmetry enables *any* input to hold the same view by hiding the encoding scheme. By doing so, the characteristics of inputs are thoroughly erased, making the trigger state useless. This results in an equal level of security between $\text{GC.Eval}^{\mathcal{O}_\tau}$ and GC.Eval .

Corollary 2 (Security of Skipping Scheme). *Except for a negligible probability, the garbling scheme GC^{SS} with the skipping scheme is as secure as the normal garbling scheme GC .*

5 Conclusion

This paper presents the skipping scheme for gate-hiding circuits that allows a fast evaluation of garbling schemes on skippable subcircuits. As the number of skip gates increases, the estimated efficiency increases quasi-exponentially, substantially reducing computational overheads. In the presence of oblivious gate functions, our theoretical security analysis proves the hybrid security of our skipping scheme.

References

1. Beaver, D., Micali, S., Rogaway, P.: The round complexity of secure protocols. In: Proc. 22nd Annu. ACM Symp. Theory Comput. pp. 503–513 (1990)
2. Bellare, M., Hoang, V.T., Rogaway, P.: Foundations of garbled circuits. In: Proc. 2012 ACM Conf. Comput. Commun. Secur. pp. 784–796 (2012)
3. Brayton, R.K., Hachtel, G.D., McMullen, C., Sangiovanni-Vincentelli, A.: Logic minimization algorithms for VLSI synthesis, vol. 2. Springer Science & Business Media (1984)
4. Huang, Y., Evans, D., Katz, J., Malka, L.: Faster secure two-party computation using garbled circuits. In: USENIX Secur. Symp. vol. 201, pp. 331–335 (2011)
5. Kempka, C., Kikuchi, R., Suzuki, K.: How to circumvent the two-ciphertext lower bound for linear garbling schemes. In: Cheon, J., Takagi, T. (eds) ASIACRYPT 2016. LNCS. vol. 10032, pp. 967–997. Springer (2016)
6. Kolesnikov, V.: Free if: How to omit inactive branches and implement s-universal garbled circuit (almost) for free. In: Peyrin, T., Galbraith, S. (eds) ASIACRYPT 2018. LNCS. vol. 11274, pp. 34–58. Springer (2018)
7. Kolesnikov, V., Schneider, T.: Improved garbled circuit: Free xor gates and applications. In: Aceto, L., Damgård, I., Goldberg, L.A., Halldórsson, M.M., Ingólfssdóttir, A., Walukiewicz, I. (eds) Automata, Languages and Programming. ICALP 2008. LNCS. vol. 5126, pp. 486–498. Springer (2008)
8. Lindell, Y.: How to simulate it—a tutorial on the simulation proof technique. Tutorials on the Foundations of Cryptography: Dedicated to Oded Goldreich pp. 277–346 (2017)
9. Lindell, Y., Pinkas, B.: A proof of security of Yao’s protocol for two-party computation. *J. Cryptology* **22**, 161–188 (2009)
10. Malkhi, D., Nisan, N., Pinkas, B., Sella, Y., et al.: Fairplay-secure two-party computation system. In: USENIX Secur. Symp. vol. 4, p. 9. San Diego, CA, USA (2004)
11. McCluskey, E.J.: Minimization of boolean functions. *The Bell System Technical Journal* **35**(6), 1417–1444 (1956)
12. Mohassel, P., Sadeghian, S.: How to hide circuits in MPC: an efficient framework for private function evaluation. In: Johansson, T., Nguyen, P.Q. (eds) EUROCRYPT 2013. EUROCRYPT 2013. LNCS. vol. 7881, pp. 557–574. Springer (2013)
13. Naor, M., Pinkas, B., Sumner, R.: Privacy preserving auctions and mechanism design. In: Proc. 1st ACM Conf. Electron. Commerce. pp. 129–139 (1999)
14. Pinkas, B., Schneider, T., Smart, N.P., Williams, S.C.: Secure two-party computation is practical. In: Matsui, M. (eds) ASIACRYPT 2009. LNCS. vol. 5912, pp. 250–267. Springer (2009)

15. Quine, W.V.: The problem of simplifying truth functions. *The American mathematical monthly* **59**(8), 521–531 (1952)
16. Rosulek, M.: Improvements for gate-hiding garbled circuits. In: Patra, A., Smart, N. (eds) *INDOCRYPT 2017*. LNCS. vol. 10698, pp. 325–345. Springer (2017)
17. Rosulek, M., Roy, L.: Three halves make a whole? beating the half-gates lower bound for garbled circuits. In: Malkin, T., Peikert, C. (eds) *CRYPTO 2021*. LNCS. vol. 12825, pp. 94–124. Springer (2021)
18. Saleem, A., Khan, A., Shahid, F., Alam, M.M., Khan, M.K.: Recent advancements in garbled computing: how far have we come towards achieving secure, efficient and reusable garbled circuits. *J. Netw. Comput. Appl.* **108**, 1–19 (2018)
19. Songhori, E.M., Hussain, S.U., Sadeghi, A.R., Schneider, T., Koushanfar, F.: Tinygarble: Highly compressed and scalable sequential garbled circuits. In: *2015 IEEE Symp. Secur. Privacy.* pp. 411–428. IEEE (2015)
20. Songhori, E.M., Riazi, M.S., Hussain, S.U., Sadeghi, A.R., Koushanfar, F.: Arm2gc: Succinct garbled processor for secure computation. In: *Proc. 56th Annu. Des. Automat. Conf. 2019.* pp. 1–6 (2019)
21. Wang, Y., et al.: Reducing garbled circuit size while preserving circuit gate privacy. *Cryptology ePrint Archive* (2017)
22. Yao, A.C.: Protocols for secure computations. In: *23rd Annu. Symp. Found. Comput. Sci. (sfcs 1982).* pp. 160–164. IEEE (1982)
23. Zahur, S., Evans, D.: Obliv-c: A language for extensible data-oblivious computation. *Cryptology ePrint Archive* (2015)
24. Zahur, S., Rosulek, M., Evans, D.: Two halves make a whole: Reducing data transfer in garbled circuits using half gates. In: Oswald, E., Fischlin, M. (eds) *EUROCRYPT 2015*. LNCS. vol. 9057, pp. 220–250. Springer (2015)

A Supplement to Skipping Scheme

A.1 Skippable Wires Searching

This section explains how to select skippable wires in a (sub)circuit C . Let F_C be the Boolean function of the circuit, \mathcal{I} be the set of inputs, and $\text{PIS}(\mathcal{I}, F_C)$ be the procedure for searching for prime implicants. In general, when $|\mathcal{I}|$ is small, PIS can be the Quine-McCluskey algorithm [15,11], while when $|\mathcal{I}|$ is large, PIS can be the ESPRESSO algorithm [3]. The overall algorithm for selecting skippable wires is described below.

Correctness. Since each P is an implicant of F_C , the corresponding inputs to P would satisfy the skippable wire definition. Thus, each P in the above procedure can be mapped to some candidate skippable wire pairs.

Remark 1. As $|P| = 2$ indicates, only one pair of inputs can be skipped. It is possible to continue on these wire pairs, but it would reduce the likelihood that skip gates would be triggered. Practically, it would be better to prioritize the wire pairs with $|P| = 1$ higher on the priority list.

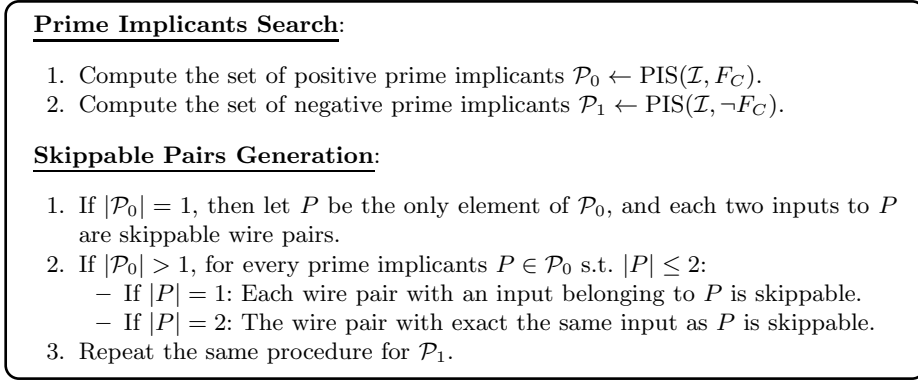


Fig. 9. Algorithm for selecting skippable wires.

A.2 Costs of Skipping Scheme

Skipping scheme costs can be divided into two categories: intra-subcircuit costs and inter-subcircuit costs. The cost of evaluating a subcircuit falls under the intra-subcircuit cost category, while the inter-subcircuit cost category relates to the improvement of the interplay between subcircuits.

Intra-subcircuit costs. Our formula for triggering when the chance of triggering is θ is given here in its complete mathematical derivation. Let $\text{ACC}_{N,n_c}(\theta)$ be the average costs of N -gates garbled (sub)circuits with n_c CSS gates.

Proposition 2 (Intra-subcircuit costs).

$$\begin{aligned} \text{ACC}_{N,n_c}(\theta) &= \sum_{k=1}^{n_c} \Pr[k\text{-th gate hit only}] \cdot (k \cdot 5t_h + t_d) + \Pr[\text{All miss}] \cdot Nt_d \\ &= t_d + \frac{5t_h}{\theta} + (1 - \theta)^{n_c} \cdot Nt_d - (1 - \theta)^{n_c} \cdot [t_d + 5t_h(n_c + \frac{1}{\theta})] \end{aligned}$$

Inter-subcircuit costs. Inter-subcircuit costs assume that the entire circuit is formulated as the combinations of indivisible subcircuits. A subcircuit's cost can be calculated based on the intra-subcircuit costs mentioned above. We are only interested in the general improvement over the circuit's topology as a result of skipping.

Let C_i denotes the i -th subcircuits of the total n subcircutis, and $P(C_i)$ be the set of subcircuits that have outputs to the C_i . Let $\text{ACC}(C_i)$ be the intra-subcircuit cost of C_i , and $\text{EAC}(C_i)$ be the expected accumulative time cost of C_i . Consider all subcircuits as having a probability of θ of being skipped.

Lemma 3 (Decay of accumulative costs).

$$\text{EAC}(C_i) = \max_{\hat{C} \in P(C_i)} \{(1 - \Theta(\theta)) \cdot \text{EAC}(\hat{C})\} + \text{ACC}(C_i)$$

Proof. The expected accumulative time cost of C_i is determined by the most time-consuming part of the previous subcircuits. Almost $\Theta(\theta)$ portion of the time costs are eliminated as expectation. Considering the decay of time costs from previous subcircuits and the intra-subcircuit costs, the lemma can be formulated as follows.

The enhancement of inter-subcircuit costs can be measured using $\text{EAC}(C_{\text{final}})$ in comparison to $\sum_i \text{ACC}(C_i)$, where C_{final} is the last subcircuit of the circuit.

Theorem 5 (Upper bound of $\text{EAC}(C_{\text{final}})$). *Let $D(C_i)$ denotes the reverse depth of subcircuit C_i counting from the bottom of the topology of the circuit to the top. For example, $D(C_{\text{final}}) = 0$ and $D(C_0) = D_{\text{max}}$. The upper bound of $\text{EAC}(C_{\text{final}})$ is described as follows:*

$$\text{EAC}(C_{\text{final}}) \leq \sum_i B_i(k) \cdot \text{ACC}(C_i)$$

where $B_i(k) = \Theta((1 - \theta)^k)$ is the accumulative decay factor for C_i .

Proof. Iteratively expand the $\text{EAC}(C_{\text{final}})$ from the last subcircuit to the first. The reverse depth determines the decay factor for the intra-subcircuit cost. And the $\text{EAC}(C_{\text{final}})$ is bounded by the weighted sum over the intra costs.

Corollary 3. *In general, deeper circuits benefit more from skipping schemes.*