
BEDD: The MineRL BASALT Evaluation and Demonstrations Dataset for Training and Benchmarking Agents that Solve Fuzzy Tasks

Stephanie Milani
Carnegie Mellon University
smilani@cs.cmu.edu

Anssi Kanervisto
Microsoft Research
anssi.kanervisto@microsoft.com

Karolis Ramanaukas
University of Bath
kr711@bath.ac.uk

Sander Schulhoff
University of Maryland
sschulho@umd.edu

Brandon Houghton
OpenAI
brandon@openai.com

Rohin Shah
rohinmshah@gmail.com

Abstract

The MineRL BASALT competition has served to catalyze advances in learning from human feedback through four hard-to-specify tasks in Minecraft, such as *create and photograph a waterfall*. Given the completion of two years of BASALT competitions, we offer to the community a formalized benchmark through the BASALT Evaluation and Demonstrations Dataset (BEDD), which serves as a resource for algorithm development and performance assessment. BEDD consists of a collection of 26 million image-action pairs from nearly 14,000 videos of human players completing the BASALT tasks in Minecraft. It also includes over 3,000 dense pairwise human evaluations of human and algorithmic agents. These comparisons serve as a fixed, preliminary leaderboard for evaluating newly-developed algorithms. To enable this comparison, we present a streamlined codebase for benchmarking new algorithms against the leaderboard. In addition to presenting these datasets, we conduct a detailed analysis of the data from both datasets to guide algorithm development and evaluation. The released code and data are available at <https://github.com/minerllabs/basalt-benchmark>.

1 Introduction

In traditional reinforcement learning, an agent learns how to act using reward based on an explicitly-defined reward signal [44]. This reward signal is often carefully designed by domain experts to communicate the intended goal for the agent to accomplish. Precisely specifying this form of feedback programmatically requires designers to *a priori* enumerate all potential outcomes or constraints on how they would like the task to be completed. This enumeration is difficult to achieve in practice, and the resulting reward signals often fall short at correctly specifying the designer’s intent [31]. To address this challenge, researchers have explored the idea of incorporating alternative channels for communicating information about the desired behavior of the agent. This class of techniques is generally called *learning from human feedback* (LfHF) [8, 25]. The goal of LfHF is to utilize the feedback modalities most likely to result in an agent acting according to human-desired specifications.

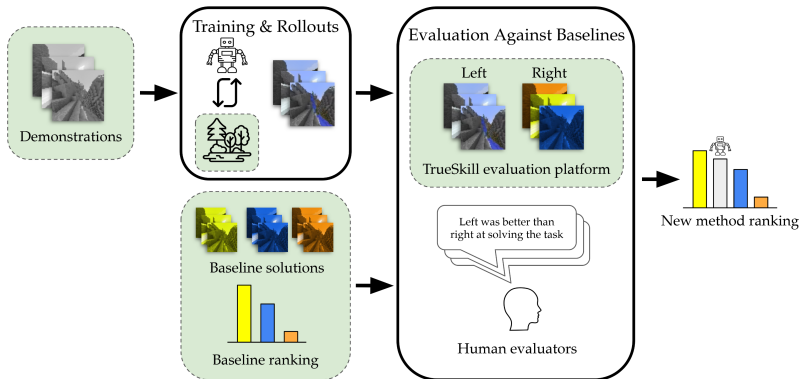


Figure 1: The BASALT benchmark. Green parts show the components of the included datasets. The agents are compared using video recordings of them solving the task. We contribute data for training agents to perform fuzzy tasks and for evaluating agents with human evaluators. We contribute code for further benchmarking.

The complexity of this approach has been exemplified in the MineRL BASALT competitions [41], which leverage the open-ended and flexible Minecraft environment to promote the development of LfHF algorithms. This competition series has provided a platform for developing agents capable of solving fuzzy tasks that lack well-defined reward signals. However, despite two years of competition, no agents have yet matched human performance levels [35], emphasizing the need to establish the BASALT tasks as a consistent, standardized benchmark. In this paper, we clarify the BASALT benchmark and present concrete evaluation recommendations toward the goal of consistency.

To support this benchmark we introduce the BASALT Evaluation and Demonstrations Dataset (BEDD), an open and accessible dataset for learning to solve fuzzy tasks from human feedback. As shown in Figure 1, this dataset consists of three main ingredients: the Demonstrations Dataset, the Evaluation Dataset, and supporting code for utilizing and analyzing the data. The Demonstrations Dataset consists of over 26 million image-action pairs from 14,000 videos of labeled Minecraft gameplay of human players completing the BASALT tasks. To facilitate evaluating agents using real human judgments, we present the Evaluation Dataset, derived from the most recent BASALT competition [27]. The Evaluation Dataset consists of over 3,000 dense pairwise human evaluations of videos of various agents performing the BASALT tasks. By dense, we mean that each evaluation includes a comparison of the relative task-completion performance of the agents and at least four additional questions, such as which agent was more human-like. This results in 27,905 comparison points between 17 different agents. This dataset also includes a natural language response justifying why an agent was selected as being the better of the two. The provided data functions as a leaderboard, offering researchers the ability to compare their newly-developed algorithm against various agents without redoing all costly human evaluations from scratch.

To facilitate the use of the Demonstrations Dataset and the Evaluation Dataset, we present a streamlined codebase. With this codebase, one can train a new model from the demonstration dataset and evaluate it against the provided leaderboard. Alongside the presentation of these datasets, we conduct a detailed analysis of the data to guide algorithm development and evaluation. We release the code and detailed documentation for others to perform such analyses. We hope that this codebase will assist others with quickly developing and evaluating LfHF algorithms to spur further progress toward agents that are better aligned with human intent.

2 The MineRL BASALT Benchmark

We provide an overview of the MineRL BASALT benchmark, consisting of a task suite and evaluation framework for learning from human feedback, illustrated in (Figure 1). The benchmark uses Minecraft, a videogame that provides a rich and complex environment in which to define different tasks. The states are pixel observations; the actions are regular keyboard and mouse actions, closely following how humans play the game. This includes navigating the crafting menus using a mouse (Figure 2).



Figure 2: Two example images of the pixel observations provided by the MineRL environment used by BASALT. The agent receives pixels as observations and must use regular keyboard and mouse actions, including navigating the crafting menu with a mouse to make items.

2.1 Tasks

All tasks are accompanied by a Gym environment [4] and either a simple English-language task description or a reward function to indicate the desired agent behavior. The *reward-free* tasks have the language task specification; the *rewarded* tasks are accompanied by a reward function.

We use the same four reward-free tasks from the BASALT competitions, since these tasks were empirically validated to be challenging [35, 40]. The goal of `FindCave` is for the agent to discover a naturally-generated cave. To complete `MakeWaterfall`, the agent must create a waterfall and subsequently take a picture of it. Because taking a photograph is not supported in Minecraft, we simulate it by providing the agent with an option to end the episode: the state at the moment that the agent ends the episode is its photograph. In `CreateVillageAnimalPen`, the agent must build an animal pen next to an existing house, then corral a matching pair of farm animals into the pen. In `BuildVillageHouse`, the agent spawns in a village and must build a new house in the same style as the other surrounding houses – without damaging the village. For more task details, see Appendix A.

Because reward-free tasks are challenging to evaluate, we include `ObtainDiamondShovel` [35], a task with a concrete reward function, to enable quick iteration. This task is more challenging than `ObtainDiamond` [19], a well-established benchmark in reinforcement learning, since it requires an additional crafting step after obtaining the diamond. An agent receives reward each time it obtains the next required resource in the crafting tree towards a diamond shovel.

2.2 Evaluation

To fairly compare algorithms on a benchmark, the parameters of that benchmark must be concretely defined. Previously, many techniques claimed to solve MineRL `ObtainDiamond`. Often, these successes involved giving the agent access to the full game state instead of pixel observations, building in human priors through extensive action shaping, or simplifying the underlying environment dynamics. Changes like these should be clearly stated and applied equally to compared methods. To avoid such discrepancies in the future, we specify some methodological best practices when using the BASALT benchmark: i) only pixel observations provided by the four environments should be used, ii) the environments should not be modified in any way, iii) action shaping [28] is permitted, as long as it applied to all methods, iv) algorithms should be evaluated with TrueSkill [22] using the specific hold-out test seeds provided in Appendix A, and v) the final evaluations must be conducted with human evaluators. For further guidance on how to fairly compare algorithms, we refer the reader to recent work [37].

BASALT agents are evaluated on hold-out test environments to produce multiple videos of agents attempting to complete that task. A single trial consists of two agents pitted against one another, which is shown to a human judge. This judge determines which agent completed the task better. The resulting dataset of human evaluations is assessed using the TrueSkill system, which dynamically assesses the skills of a particular player (in this case, an LfHF algorithm). In addition to estimating the relative skill of an algorithm, it provides an uncertainty estimation. For a more extensive discussion of this procedure and a comparison of TrueSkill to other rating systems, please see Appendix A. We hope that our demonstrations of successful task completions and the benchmarked algorithms from the competition can serve as a starting point for evaluating the performance of other algorithms.

Developing algorithms while leveraging real human feedback is both expensive for machine learning practitioners and time-consuming for human evaluators. Automated human evaluations have emerged as a valuable part of the pipeline for assessing various aspects of machine learning models [7, 10]. The goal is not to replace human evaluations; instead, it complements the process by providing quick, iterative feedback for algorithm development and initial assessment. As a result, we propose *automating evaluations* [13] as an additional component of the BASALT benchmark. The inclusion of `ObtainDiamondShovel` may help develop reward modeling techniques [24] due to its associated concrete reward function. More generally, we hope that with the release of the `Evaluation Dataset`, others can begin developing approaches toward this goal.

2.3 Benchmarking Algorithms on BASALT

To assist with the development of LfHF algorithms and automated evaluations, we implement and share a codebase with two major contributions. First, the code contains an example of training a LfHF algorithm with the shared data in the `Demonstrations Dataset`. Second, we include the tools for performing the evaluations presented in this work. The code is a Python-installable library, which allows the functionality to be imported into other codebases for use in research.

The training example provides tools to train a behavior cloning model on top of the Video PreTraining (VPT) [2] model using the `imitation` [16] library. VPT is a large foundation model that can complete various tasks in Minecraft, but it is difficult to fine-tune on new tasks due to its size. Inspired by the success of an imitation-learning approach¹ in the BASALT 2022 competition, we use behavior cloning as the base algorithm with the rich embeddings from the VPT model as input. Motivated by the original VPT results, we remove the no-op actions from the demonstration dataset. We provide code to use different variants of the VPT model for benchmarking. The final output is a set of videos to use in evaluations against the shared recordings of other agents in the `Evaluation Dataset`.

Because setting up human evaluations is time-consuming, we share our platform for conducting human evaluations. The platform is served as a webpage backed by a simple Python-based webserver. The collected data is either stored locally in a SQLite database or remotely in a more scalable form. The platform includes a flexible API to add or remove agents from the set of comparisons. After a simple setup, researchers can point human evaluators to a specific URL to provide answers. We provide examples of the form that the human evaluators will see in Appendix D. We also share code to create figures of the TrueSkill ratings (and all analyses in Section 4), given the answers contained in the resulting database. This whole process serves as an end-to-end example of creating a new method with `Demonstrations Dataset`, then evaluating it with data from `Evaluation Dataset`.

3 BASALT Evaluation and Demonstrations Dataset

We now introduce BEDD, our extensive dataset of human demonstrations and algorithm evaluations. This dataset consists of the following components:

- The `Demonstrations Dataset`, a set of 13,928 videos (state-action pairs) demonstrating largely successful task completion attempts of the reward-free tasks,
- The `Evaluation Dataset`, a set of 3,049 dense pairwise comparisons of algorithmic and human agents attempting to complete the BASALT tasks, and
- The code for utilizing and analyzing these datasets for developing LfHF algorithms (some details in Section 2.3).

For a full datasheet [14], please see Appendix B.

3.1 Demonstrations Dataset: Completing Reward-Free Tasks in Minecraft

The `Demonstrations Dataset` for developing new methods consists of 361 hours (26 million image-action pairs) of human demonstrations of the reward-free BASALT tasks. This data consists of labeled trajectories, both with high-resolution image observations and keyboard and mouse actions for each frame. In total, this is 651 GB of data. Table 1 decomposes the high-level data statistics by task. More details about this dataset are in Appendix C.

¹https://github.com/shuishida/minerl_2022

Task	Videos	Episodes	Hours	Size	Ep. len, s	Success %
FindCave	5,466	5,466	91	165GB	60	93%
MakeWaterfall	4,230	4,176	97	175GB	84	98%
CreateVillageAnimalPen	2,833	2,708	89	165GB	119	95%
BuildVillageHouse	1,399	778	85	146GB	391	92%
Total	13,928	13,128	361	651GB	99	95%

Table 1: High-level demonstration data statistics decomposed by task. Episode length is the average episode length in seconds. A demonstration is counted as success if the player manually ended the episode instead of dying or timing-out.

Task	Comparisons	Hours	Words in Response	Response Sentiment		
				👍	👎	👉
FindCave	722	60	27,948	79%	14%	7%
MakeWaterfall	682	56	26,437	76%	7%	17%
CreateVillageAnimalPen	914	81	32,768	57%	11%	32%
BuildVillageHouse	731	76	26,917	63%	9%	28%
Total	3,049	273	114,070			

Table 2: High-level evaluation data statistics decomposed by task. We report the total number of agent-agent comparisons, human labor hours, and words used in the natural-language justifications of selecting a specific agent as the best one. We also report the percent of positive, neutral, and negative sentiments in these justifications.

Each demonstration consists of a trajectory $\tau = [s_0, a_0, \dots, s_N, a_N]$, or a sequence of state-action pairs, where N is the trajectory length. These pairs are contiguously sampled at every Minecraft game tick (20Hz). Each state consists of the 640x360 RGB frame from the perspective of the player (see Figure 2). Each action consists of two parts $a = [K, M]$, where K is all keyboard interactions, M is all “mouse” interactions (change in view, pitch, and yaw), mimicking the native human control interface of Minecraft. This dataset serves as a starting point for using *demonstrations* as a form of feedback to train agents.

3.2 Evaluation Dataset: Evaluating BASALT Agents

The Evaluation Dataset contains 3,049 pairwise comparisons of different algorithms, produced from 273 hours of human labeling effort by 65 unique MTurk workers. All responses are contained in a single JSON file. Table 2 decomposes this dataset by task. Each evaluation in the dataset consists of the following: (i) the names of the two agents used in the comparison, (ii) the corresponding videos shown to the human judge, (iii) an answer to the question of which player is better overall (Left, Right, Draw), (iv) a natural-language justification of this choice, (v) answers to at least one direct question about concrete achievements by the players (Left, Right, or Both), and answers to 4-7 comparative questions, such as which agent was more human-like (Left, Right, Draw, N/A). The direct and comparative questions are task-specific. Including the choice of which algorithm performed best, this dataset consists of a total of 27,905 comparisons along various factors.

We provide all responses in our public release of the data. We also include a list of anonymized MTurk workers whose responses we found not to suit our standards (e.g., providing the same answer to every task). Before performing the analyses reported in this paper, we filtered the data to exclude these responses. We provide all details needed to understand and reproduce these evaluations in Appendix D. With this dataset, one may compare a newly-developed algorithm with 17 possible agents: the top 13 teams in the 2022 BASALT competition, a behavioral cloning baseline, a random agent, and two human experts (two of the authors of this paper). Researchers can use the provided human evaluations to kickstart the human evaluation, without needing to dedicate costly human labor to evaluating all algorithms from scratch.

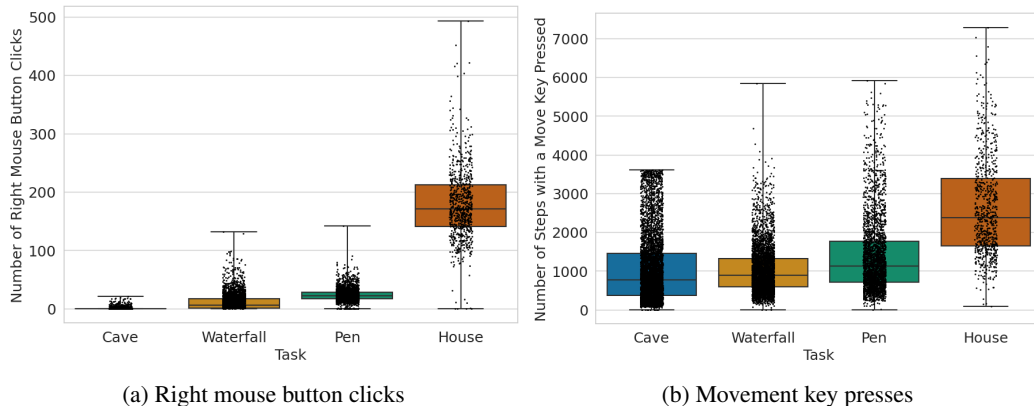


Figure 3: The distributions of the number of right mouse button clicks and movement key presses across tasks in the `Demonstrations` Dataset, which act as proxies for the number of blocks placed and distance traveled per episode, respectively. Because `BuildVillageHouse` takes the longest to complete, it is reasonable that it requires more right mouse button clicks and movement key presses.

4 Analysis: Demonstrations Dataset

We now analyze the `Demonstrations` Dataset. Because the `BASALT` tasks lack concrete reward functions, evaluating the progress of agents on these tasks is challenging. This difficulty necessitates the use of informative proxy measures. As a result, when analyzing the `Demonstrations` Dataset, we focus on defining proxy measures that may be useful for understanding the data or tracking training progress. In this section, we describe these proxies and present the results of our analysis.

We first seek to understand the relative difficulty of the four reward-free tasks. Given the experience of the contracted data collectors with `Minecraft`, we believe that the length of the demonstration is a reasonable proxy for task difficulty. Using demonstration length as a proxy for task difficulty, we note that `BuildVillageHouse` is likely the most challenging task, even for humans: each video lasts around 6.52 minutes on average, while the next most time-consuming task, `CreateVillageAnimalPen`, takes an average of around 1.98 minutes (Table 1). By this metric, the easiest task is `FindCave` (1 minute). In practice, one could use this metric to assess training progress or likelihood of task completion. If an agent completes a task at a rate that is far away from the average, that may signal worse quality behavior. In contrast, if an agent takes a similar amount of time to the average to complete a task, then that could signal better behavior (but is clearly not definitive).

We also want to understand when an agent — human or AI — may be underperforming on the task. Because `FindCave` requires navigation to find a cave, an agent that remains stationary is likely unsuccessful. Similarly, because `CreateVillageAnimalPen` and `BuildVillageHouse` require the construction of objects, agents that fail to place any blocks likely do not succeed at the task. As a result, we employ the number of steps with an active movement key as a proxy for the distance traveled within the tasks. We also use the count of right mouse button clicks as a proxy for the number of blocks placed. The only other actions performed by clicking the right mouse button are using a crafting table or a chest, of which there are relatively few per episode.

These proxies are depicted in the per-episode distributions within the `Demonstrations` Dataset in Figure 3. The number of right mouse button clicks is highest at around 180 in `BuildVillageHouse` and between 20-40 in `MakeWaterfall` and `CreateVillageAnimalPen`. These align with expectations, given the amount of building required to complete the tasks. The number of movement actions has the highest variability in `FindCave`. This task also has the shortest time-out at 3,600 steps. Perhaps a better proxy would be the average number of movement actions per step: `FindCave` should have the highest number, as the task mainly consists of moving around.

We include these results both as a way to understand this dataset and as values to monitor during agent training to estimate agent performance. However, it is crucial to avoid using these metrics as direct optimization targets, as they can be easily exploited.

Agent	Normalized TrueSkill	Sentiment		
		👍	👎	👉
Human2	2.43	92%	5%	3%
Human1	2.17	92%	6%	2%
GoUp	0.73	74%	19%	7%
UniTeam	0.13	66%	25%	9%
BC-Baseline	-0.32	65%	26%	9%
Random	-1.35	63%	29%	8%

Table 3: Normalized TrueSkill score and percent of positive, neutral, and negative sentiments of the natural language justifications for selecting an agent as the best one.

5 Analysis: Evaluation Dataset

We first analyze the overall dataset, then focus on a few main comparisons: the top two algorithms from the BASALT 2022 competition (GoUp and UniTeam), the behavioral cloning baseline (BC-Baseline), the two human experts (Human1 and Human2), and a random agent (Random). This subset of data corresponds to 394 of 3,049 total comparisons or nearly 34 hours of human labeling effort. For additional details about the subsequent analyses, please see Appendix E.

5.1 Task-Based Analysis

Table 2 provides a high-level overview of the 3,049 total evaluations, decomposed by task. The human judges generally responded using a similar number of words across the different tasks. Only the responses to FindCave and MakeWaterfall contained significantly more words on average than CreateVillageAnimalPen ($F = 3.72$, $p = 0.01$; 95% CI: 0.34 to 5.37, $p = 0.02$; 95% CI: 0.36 to 5.47, $p = 0.02$, respectively).² All other tasks exhibited no significant differences between means. This result suggests that expressing the specific rationale for these simpler tasks may be easier.

To understand the general perceptions of the human judges of the different tasks, we categorized each response into positive, neutral, or negative sentiment [33]. We then analyzed the differences in the distribution across tasks. The human judges displayed different levels of sentiment in their responses, depending on the task.³ They responded most positively to FindCave and least positively to CreateVillageAnimalPen. The only sentiment distributions that were *not* significant were between AnimalPen and BuildVillageHouse ($X^2(1, N = 1645) = 6.35$, $p = 0.042$), and FindCave and MakeWaterfall ($X^2(1, N = 1404) = 2.694$, $p = 0.260$). All other pairs of tasks exhibited significant differences in sentiment.⁴ Due to the large number of subtask dependencies required for completing CreateVillageAnimalPen and BuildVillageHouse (as well as the greater amount of time required on average for human demonstrators to complete these two tasks, detailed in Table 1 and Section 4), they are considered to be more challenging than FindCave and MakeWaterfall. The more positive sentiment toward FindCave and MakeWaterfall may be due to an increased focus on successes due to their relative ease of completion.

5.2 Agent-Based Analysis

We now turn our attention to agent-based analysis. We first provide a brief overview of the included agents. GoUp uses human knowledge to decompose the tasks into the same high-level sequence, then uses computer vision techniques to identify the goal for each task (e.g., the cave). UniTeam combines behavioral cloning with search by embedding the current set of images with a pre-trained VPT network and then searching for the nearest embedding point in the VPT latent space to find the situation to use as reference and copying the corresponding expert actions [34]. More details about the other assessed agents can be found in previous work [35].

²We conducted a one-way ANOVA with a post-hoc Tukey’s HSD test to obtain these results. Results presented as (ANOVA F value, p value; CI for Tukey’s HSD, p value).

³We conducted a chi-square test of independence to examine the relationship between task and sentiment classification. The relation between these variables was significant, $X^2(6, N = 3049) = 132.21$, $p < .001$.

⁴These results are from Bonferroni-corrected pairwise Chi-square tests.

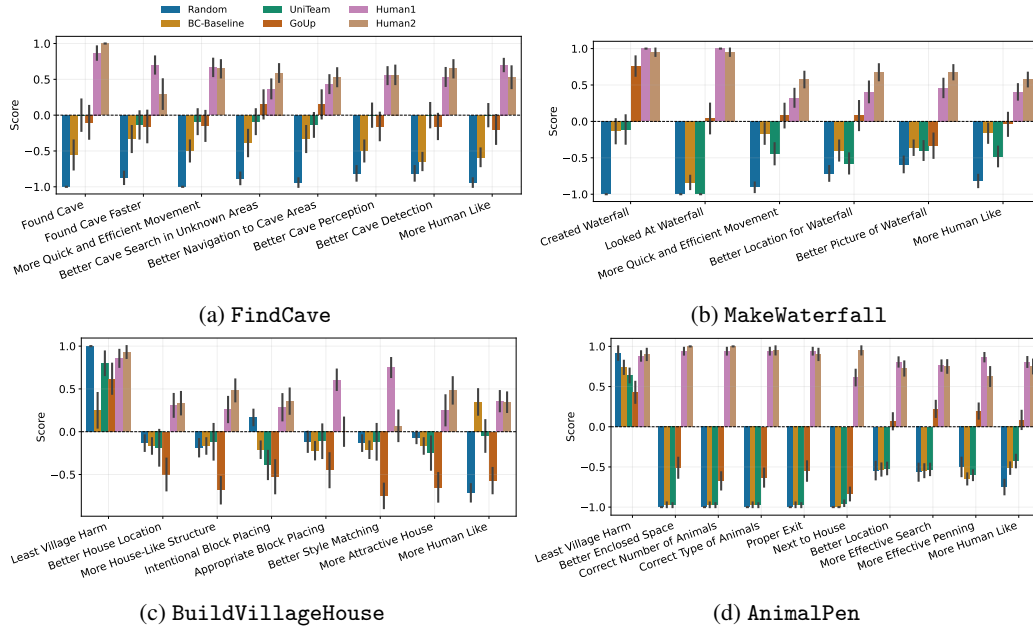


Figure 4: Comparison of baseline solutions, top BASALT 2022 competition solutions, and humans on additional questions. Bars represent average score, and error bars represent standard error. Higher is better: it means that agent exhibited more of that factor according to human judges.

We present the agent-based overview of the evaluations in Table 3. Note that the reported TrueSkill scores are computed over the 3,049 total comparisons, whereas the sentiment analysis is performed only on the 394 agent-specific entries. The human agents performed the best using TrueSkill ranking, with a large performance gap between them and the best-performing algorithmic agent. This result emphasizes the difficulty of BASALT for algorithmic agents.

The only sentiment distributions that *were* significant were between either of the two human experts and the other algorithms. In particular, the sentiment toward comparisons that included human players were significantly more positive.⁴ All other pairs of algorithms did not exhibit significant differences in sentiment. In general, human judges were generally positive when evaluating the agents. The judges may have been more positive due to social influence: they knew that the videos were produced by different players for ranking in the competition.

We now investigate the responses to the direct and comparative questions. For succinctness, we summarize each question into a single factor. For example, we use “More Human Like” to capture the question, “Which player seemed more human-like (rather than a bot or computer player)?”. Figure 4 presents these results. Importantly, no machine learning algorithms outperform humans on any of the factors, indicating that there is still plenty of improvement to be made. When analyzing future algorithms, we suggest preserving this decomposition to both validate that the responses are sensible and obtain a fine-grained understanding of agent capabilities. To validate sensible responses, we suggest checking the scores for the *random* agent: except for causing the least harm, this agent should score poorly compared to the other agents.

Finally, we highlight a few interesting findings that are enabled by our decomposed and extensive set of evaluation criteria. Figure 4b (MakeWaterfall) in the paper reveals that, although Team GoUp’s algorithm can create waterfalls at a rate more similar to the human players, it struggles along all other criteria, including choosing a good location and taking a high-quality photograph. Only looking at the binary success/failure condition for creating a waterfall would ignore these important nuances in the algorithm’s behavior. As another example, Figure 4a (FindCave) suggests that, while Team GoUp’s algorithm still struggles to find caves, it can reasonably search for and navigate to areas that are likely to have caves. This finding suggests that the performance bottleneck may be the cave detection system employed by this approach.

6 Related Work

Learning from Human Feedback Learning from human feedback has become a crucial research direction in machine learning [1, 8, 41], aiming to leverage human expertise to improve algorithm performance and generalization. Various algorithms have been proposed to integrate human feedback into the learning process, often using techniques such as imitation learning [23], inverse reinforcement learning [5, 47], and reward modeling [43]. Most commonly, these algorithms are evaluated in standard reinforcement learning benchmarks [3, 9, 11, 45]. However, most of these benchmarks do not have the property that human feedback is *critical* for task identification, as in BASALT. In some Atari games, if an agent does anything other than the intended gameplay, it dies and resets to the initial state, so pure curiosity-based agents perform well [6]. In contrast, BASALT tasks require human feedback or data to identify and complete tasks.

Minecraft for Machine Learning Minecraft is as a valuable platform for machine learning research [21, 32, 42] due to its complex, dynamic environment and customizable game engine. As a result, numerous competitions and benchmarks [18, 20, 26, 39] have been developed to improve AI capabilities. These often include tasks with concrete or programmatic reward functions, such as learning to collect diamonds in a sample-efficient way [19], multi-agent learning of cooperative and competitive tasks [38], and more [13]. In contrast, we emphasize tasks that are designed to be hard to specify through a reward signal. Other work focuses on natural language as a specific modality for communicating intent [17, 29, 30, 36]; instead, we aim to promote the development of algorithms that generally learn from human feedback, including natural language. Some techniques require complete game state information (knowledge of blocks and items around them) [46, 48]; however, our benchmark only permits agents to access observations, not game state, to promote learning from pixels, which is more generalizable to other tasks.

Comparison to MineDojo Perhaps the most similar benchmark to ours is MineDojo [13], which emerged during the BASALT competitions and contributed a large dataset of Minecraft gameplay with the aim of developing generally-capable embodied agents. The focus of MineDojo was to provide a massive dataset scraped from the internet; in contrast, we focus on curating a smaller set of high-quality demonstrations and evaluations. Our demonstration data was produced by experienced Minecraft data collectors using a consistent Minecraft version and settings. In contrast, the MineDojo data, although plentiful, contains many videos with streamer overlays and non-Minecraft parts, different texture packs, mod packs, and more. Although this diversity may be beneficial in some settings, previous work had to filter out such data before it could be useful for training [2]. Another critical difference is evaluation: MineDojo provides only binary success or failure criterion; instead, our recommended evaluation and resulting `Evaluation Dataset` involves human judgments across a range of quantitative (e.g., Found Cave) and qualitative (e.g., Style Matching) criteria.

7 Conclusion

We proposed BEDD, a large and accessible dataset to facilitate algorithm development for the BASALT benchmark on learning from human feedback. The benchmark consists of five tasks in Minecraft, four of which lack a reward function. We clarified the benchmark, providing concrete evaluation recommendations and introducing another avenue for benchmarking: automated evaluations. Our dataset, BEDD, consists of two key parts: `Demonstrations Dataset` and `Evaluation Dataset`. `Demonstrations Dataset` contains almost 14,000 videos showing successful task completions of the four reward-free tasks. The `Evaluation Dataset` consists of over 3,000 human evaluations to support the development of automated evaluations of hard-to-specify tasks. To our knowledge, this dataset is the largest of its type: one that supports both training and evaluating LfHF agents on tasks with hard-to-specify reward functions.

We demonstrated the utility of our dataset and benchmark by presenting an analysis of the demonstrations and the several algorithms in the `Evaluation Dataset`. We showed that the algorithms exhibit varying degrees of performance on our tasks, as evaluated by human judges on a variety of factors. Our results suggest that there is ample room for improvement in learning from human feedback. With the inclusion of our accessible code for benchmarking and evaluating agents, we hope that our contributions will encourage the development of more effective approaches for both learning from human feedback and evaluating these techniques in the future.

Acknowledgments and Disclosure of Funding

Creating these datasets and this benchmark was only possible with the help of many people and organizations. FTX Future Fund Regranting Program, Microsoft, Encultured AI, and AI Journal provided financial support for the competition and resulting data. We thank Berkeley Existential Risk Initiative (BERI) for the support in organizing the BASALT competition. Karolis Ramanauskas was supported by the UKRI Centre for Doctoral Training in Accountable, Responsible and Transparent AI (ART-AI) [EP/S023437/1] and the University of Bath. We thank our amazing advisory board of the 2022 competition — Fei Fang, Kianté Brantley, Andrew Critch, Sam Devlin, and Oriol Vinyals — for their advice and guidance. We also thank any previous organizers or advisors of the previous competitions for their contributions. Finally, we thank AICrowd for their help hosting the competition and the MTurk workers for their work evaluating the submissions.

References

- [1] D. Arumugam, J. K. Lee, S. Saskin, and M. L. Littman. Deep reinforcement learning from policy-dependent human feedback. *arXiv preprint arXiv:1902.04257*, 2019.
- [2] B. Baker, I. Akkaya, P. Zhokov, J. Huizinga, J. Tang, A. Ecoffet, B. Houghton, R. Sampedro, and J. Clune. Video pretraining (vpt): Learning to act by watching unlabeled online videos. *Advances in Neural Information Processing Systems*, 35:24639–24654, 2022.
- [3] M. G. Bellemare, Y. Naddaf, J. Veness, and M. Bowling. The arcade learning environment: An evaluation platform for general agents. *Journal of Artificial Intelligence Research*, 47:253–279, 2013.
- [4] G. Brockman, V. Cheung, L. Pettersson, J. Schneider, J. Schulman, J. Tang, and W. Zaremba. Openai gym. *arXiv preprint arXiv:1606.01540*, 2016.
- [5] D. S. Brown, Y. Cui, and S. Niekum. Risk-aware active inverse reinforcement learning. In *Conference on Robot Learning*, pages 362–372. PMLR, 2018.
- [6] Y. Burda, H. Edwards, D. Pathak, A. Storkey, T. Darrell, and A. A. Efros. Large-scale study of curiosity-driven learning. *arXiv preprint arXiv:1808.04355*, 2018.
- [7] V. Chen, N. Johnson, N. Topin, G. Plumb, and A. Talwalkar. Use-case-grounded simulations for explanation evaluation. *Advances in neural information processing systems*, 2022.
- [8] P. F. Christiano, J. Leike, T. Brown, M. Martic, S. Legg, and D. Amodei. Deep reinforcement learning from human preferences. *Advances in neural information processing systems*, 30, 2017.
- [9] K. Cobbe, C. Hesse, J. Hilton, and J. Schulman. Leveraging procedural generation to benchmark reinforcement learning, 2019.
- [10] S. Devlin, R. Georgescu, I. Momennejad, J. Rzepecki, E. Zuniga, G. Costello, G. Leroy, A. Shaw, and K. Hofmann. Navigation turing test (ntt): Learning to evaluate human-like navigation. In *International Conference on Machine Learning*, pages 2644–2653. PMLR, 2021.
- [11] Y. Duan, X. Chen, R. Houthoofd, J. Schulman, and P. Abbeel. Benchmarking deep reinforcement learning for continuous control. In *International conference on machine learning*, pages 1329–1338. PMLR, 2016.
- [12] A. E. Elo. *The rating of chessplayers, past and present*. Arco Pub., 1978.
- [13] L. Fan, G. Wang, Y. Jiang, A. Mandlekar, Y. Yang, H. Zhu, A. Tang, D. A. Huang, Y. Zhu, and A. Anandkumar. Minedojo: Building open-ended embodied agents with internet-scale knowledge. *arXiv preprint arXiv:2206.08853*, 2022.
- [14] T. Gebu, J. Morgenstern, B. Vecchione, J. W. Vaughan, H. Wallach, H. Daumé III, and K. Crawford. Datasheets for datasets. *Communications of the ACM*, 64(12):86–92, 2021.
- [15] T. Gebu, J. Morgenstern, B. Vecchione, J. W. Vaughan, H. Wallach, H. Daumé III, and K. Crawford. Datasheets for datasets. *Communications of the ACM*, 64(12):86–92, 2021.
- [16] A. Gleave, M. Taufeque, J. Rocamonde, E. Jenner, S. H. Wang, S. Toyer, M. Ernestus, N. Belrose, S. Emmons, and S. Russell. imitation: Clean imitation learning implementations. *arXiv*, 2022.

- [17] J. Gray, K. Srinet, Y. Jernite, H. Yu, Z. Chen, D. Guo, S. Goyal, C. L. Zitnick, and A. Szlam. Craftassist: A framework for dialogue-enabled interactive agents. *arXiv preprint arXiv:1907.08584*, 2019.
- [18] D. Grbic, R. B. Palm, E. Najarro, C. Glanois, and S. Risi. Evocraft: A new challenge for open-endedness. In *Applications of Evolutionary Computation: 24th International Conference*, 2021.
- [19] W. H. Guss, C. Codel, K. Hofmann, B. Houghton, N. Kuno, S. Milani, S. Mohanty, D. P. Liebana, R. Salakhutdinov, N. Topin, et al. Neurips 2019 competition: the minerl competition on sample efficient reinforcement learning using human priors. *The 33rd Conference on Neural Information Processing Systems (NeurIPS) Competition Track*, 2019.
- [20] D. Hafner. Benchmarking the spectrum of agent capabilities. *arXiv preprint arXiv:2109.06780*, 2021.
- [21] D. Hafner, J. Pasukonis, J. Ba, and T. Lillicrap. Mastering diverse domains through world models. *arXiv preprint arXiv:2301.04104*, 2023.
- [22] R. Herbrich, T. Minka, and T. Graepel. Trueskill™: a bayesian skill rating system. *Advances in neural information processing systems*, 19, 2006.
- [23] R. Hoque, A. Balakrishna, E. Novoseller, A. Wilcox, D. S. Brown, and K. Goldberg. Thriftydagger: Budget-aware novelty and risk gating for interactive imitation learning. *arXiv*, 2021.
- [24] B. Ibarz, J. Leike, T. Pohlen, G. Irving, S. Legg, and D. Amodei. Reward learning from human preferences and demonstrations in atari. *Advances in neural information processing systems*, 31, 2018.
- [25] H. J. Jeon, S. Milli, and A. Dragan. Reward-rational (implicit) choice: A unifying formalism for reward learning. *Advances in Neural Information Processing Systems*, 33:4415–4426, 2020.
- [26] M. Johnson, K. Hofmann, T. Hutton, and D. Bignell. The malmo platform for artificial intelligence experimentation. In *IJCAI*, pages 4246–4247, 2016.
- [27] A. Kanervisto, S. Milani, K. Ramanauskas, B. V. Galbraith, S. H. Wang, B. Houghton, S. Mohanty, and R. Shah. The MineRL BASALT competition on learning from human feedback. In *The 36th Conference on Neural Information Processing Systems (NeurIPS) Competition Track*, 2022.
- [28] A. Kanervisto, C. Scheller, and V. Hautamäki. Action space shaping in deep reinforcement learning. In *2020 IEEE Conference on Games (CoG)*, pages 479–486. IEEE, 2020.
- [29] J. Kiseleva, Z. Li, M. Aliannejadi, S. Mohanty, M. ter Hoeve, M. Burtsev, A. Skrynnik, A. Zholus, A. Panov, K. Srinet, et al. Neurips 2021 competition iglu: Interactive grounded language understanding in a collaborative environment. *arXiv preprint arXiv:2110.06536*, 2021.
- [30] J. Kiseleva, A. Skrynnik, A. Zholus, S. Mohanty, N. Arabzadeh, M.-A. Côté, M. Aliannejadi, M. Teruel, Z. Li, M. Burtsev, M. ter Hoeve, Z. Volovikova, A. Panov, Y. Sun, K. Srinet, A. Szlam, and A. Awadallah. Iglu 2022: Interactive grounded language understanding in a collaborative environment at neurips 2022. *arXiv preprint arXiv:2205.13771*, 2022.
- [31] V. Krakovna, J. Uesato, V. Mikulik, M. Rahtz, T. Everitt, R. Kumar, Z. Kenton, J. Leike, and S. Legg. Specification gaming: the flip side of ai ingenuity. *DeepMind Blog*, 2020.
- [32] S. Lifshitz, K. Paster, H. Chan, J. Ba, and S. McIlraith. Steve-1: A generative model for text-to-behavior in minecraft. *arXiv preprint arXiv:2306.00937*, 2023.
- [33] S. Loria et al. textblob documentation. *Release 0.15*, 2(8), 2018.
- [34] F. Malato, F. Leopold, A. Raut, V. Hautamäki, and A. Melnik. Behavioral cloning via search in video pretraining latent space. *arXiv preprint arXiv:2212.13326*, 2022.
- [35] S. Milani, A. Kanervisto, K. Ramanauskas, S. Schulhoff, B. Houghton, S. Mohanty, B. Galbraith, K. Chen, Y. Song, T. Zhou, et al. Towards solving fuzzy tasks with human feedback: A retrospective of the minerl basalt 2022 competition. *arXiv preprint arXiv:2303.13512*, 2023.
- [36] A. Narayan-Chen, P. Jayannavar, and J. Hockenmaier. Collaborative dialogue in Minecraft. In *Proceedings of the 57th Annual Meeting of the Association for Computational Linguistics*, pages 5405–5415, July 2019.
- [37] A. Patterson, S. Neumann, M. White, and A. White. Empirical design in reinforcement learning. *arXiv preprint arXiv:2304.01315*, 2023.

- [38] D. Perez-Liebana, K. Hofmann, S. P. Mohanty, N. Kuno, A. Kramer, S. Devlin, R. D. Gaina, and D. Ionita. The multi-agent reinforcement learning in Malmö (MARLÖ) competition. *arXiv preprint arXiv:1901.08129*, 2019.
- [39] C. Salge, M. C. Green, R. Cnaan, and J. Togelius. Generative design in minecraft (gdmc) settlement generation competition. In *Proceedings of the 13th International Conference on the Foundations of Digital Games*, pages 1–10, 2018.
- [40] R. Shah, S. H. Wang, C. Wild, S. Milani, A. Kanervisto, V. G. Goecks, N. Waytowich, D. Watkins-Valls, B. Prakash, E. Mills, et al. Retrospective on the 2021 minerl basalt competition on learning from human feedback. In *NeurIPS 2021 Competitions and Demonstrations Track*, pages 259–272. PMLR, 2022.
- [41] R. Shah, C. Wild, S. H. Wang, N. Alex, B. Houghton, W. Guss, S. Mohanty, A. Kanervisto, S. Milani, N. Topin, et al. The minerl basalt competition on learning from human feedback. In *The 35th Conference on Neural Information Processing Systems (NeurIPS) Competition Track*, 2021.
- [42] R. Smit and H. Smuts. Game-based learning-teaching artificial intelligence to play minecraft: a systematic. *Proceedings of Society*, 93:188–202, 2023.
- [43] N. Stiennon, L. Ouyang, J. Wu, D. Ziegler, R. Lowe, C. Voss, A. Radford, D. Amodei, and P. F. Christiano. Learning to summarize with human feedback. *Advances in Neural Information Processing Systems*, 33:3008–3021, 2020.
- [44] R. S. Sutton and A. G. Barto. *Reinforcement learning: An introduction*. MIT press, 2018.
- [45] Y. Tassa, Y. Doron, A. Muldal, T. Erez, Y. Li, D. de Las Casas, D. Budden, A. Abdolmaleki, J. Merel, A. Lefrancq, et al. Deepmind control suite. *arXiv preprint arXiv:1801.00690*, 2018.
- [46] G. Wang, Y. Xie, Y. Jiang, A. Mandlekar, C. Xiao, Y. Zhu, L. Fan, and A. Anandkumar. Voyager: An open-ended embodied agent with large language models. *arXiv*, 2023.
- [47] H.-N. Wu and M. Wang. Human-in-the-loop behavior modeling via an integral concurrent adaptive inverse reinforcement learning. *IEEE Transactions on Neural Networks and Learning Systems*, 2023.
- [48] X. Zhu, Y. Chen, H. Tian, C. Tao, W. Su, C. Yang, G. Huang, B. Li, L. Lu, X. Wang, Y. Qiao, Z. Zhang, and J. Dai. Ghost in the minecraft: Generally capable agents for open-world environments via large language models with text-based knowledge and memory. *arXiv*, 2023.

	TrueSkill	Elo	Individual Analysis
Easily compare algorithms	✓	✓	✗
Handle multi-algorithm comparisons	✓	✗	✗
Provide uncertainty estimates	✓	✗	✗

Table 4: Comparison of different potential evaluation systems for the BASALT benchmark.

A BASALT Benchmark

A.1 Evaluation Protocol

Here, we reiterate the rules previously specified in Section 2:

- Only pixel observations provided by the four environments should be used. You may read other observations from the environment for developing purposes, but the agent (or the system acting) should *only* see the image pixel observations.
- The environments should not be modified in any way.
- Action shaping is okay, as long as it is done in line with other methods.
- Algorithms should be evaluated with TrueSkill using the specific hold-out environment test seeds provided below.
- The final evaluations must be conducted with human evaluators.

Evaluation environment seeds for each task:

- MineRLBasaltFindCave-v0: 14169, 65101, 78472, 76379, 39802, 95099, 63686, 49077, 77533, 31703, 73365.
- MineRLBasaltMakeWaterfall-v0: 95674, 39036, 70373, 84685, 91255, 56595, 53737, 12095, 86455, 19570, 40250.
- MineRLBasaltCreateVillageAnimalPen-v0: 21212, 85236, 14975, 57764, 56029, 65215, 83805, 35884, 27406, 5681265, 20848.
- MineRLBasaltBuildVillageHouse-v0: 52216, 29342, 67640, 73169, 86898, 70333, 12658, 99066, 92974, 32150, 78702.

A.2 TrueSkill Procedure

Please see the previous specification [35] and the evaluation server code.

A.3 Discussion of Evaluation Metrics

We choose TrueSkill as the metric for assessing the performance of agents on the BASALT task. In this section, we provide a detailed comparison of TrueSkill with other alternatives. For a summary of these comparisons, see Table 4.

TrueSkill vs. Elo The Elo rating system [12] is a popular zero-sum system that was initially created for chess. The gain in rating points of a player, or algorithm, after a win is equivalent to the loss in points for their competitor. The outcome of the game and the difference in ratings between algorithms influence the specific number of points transferred. Elo was designed for two-player games, whereas TrueSkill can handle multi-player games. In the case of BASALT, this means that human evaluations can be performed over more than two algorithms, which may be more cost-effective for researchers to deploy. Furthermore, Elo does not incorporate uncertainty estimates for an algorithm’s performance, whereas TrueSkill does. This uncertainty estimate not only makes results easier to interpret but also enables more adaptive ratings: performance estimates more quickly adjust for new algorithms because of high uncertainty and less quickly adjust for more established algorithms because of lower uncertainty.

TrueSkill vs. Independent Algorithm Performance Assessment Due to the difficulty of the BASALT tasks, independently assessing the performance of an algorithm is challenging. For example, in the absence of any comparisons, how would one assess the performance of an algorithm that only partially completes a task? How could we ensure that the score is calibrated for the assessment of other algorithms? These standalone assessments do not offer ways to directly compare multiple algorithms or adjust the rating of an algorithm based on its performance over time, as TrueSkill and Elo do.

A.4 Task Descriptions

Here, we provide more detailed descriptions of the four reward-free BASALT tasks.

BuildVillageHouse The agent spawns in a village, which is a naturally-occurring structure in Minecraft that contains houses and other buildings, villagers, and other structures. The style of the buildings depends on the biome in which the village is generated. The agent must build a new house for itself in the same style as the other village houses; however, it must not damage the village. To assist agents with achieving this task, we provide the agent with the materials required to build a house in a variety of village types.

CreateVillageAnimalPen The agent spawns in a village. It is tasked with building an animal pen next to one of the houses in the village. It must then corral a pair of farm animals (chickens, cows, sheep, or pigs) into the pen. In Minecraft, players perform this task to breed the animals to create a steady source of food. We provide the agent with materials to use to build the pen. Because different animals are lured with different types of food, we also equip the agent with the food to lure any of the animals.

MakeWaterfall The agent must create a waterfall and subsequently take a picture of it. The agent spawns in an extreme hills biome to enable easier task completion. Because taking a photograph is not a supported task in Minecraft, we implement it by having the agent throw a snowball. We interpret the moment that the agent throws it as its photograph. The challenge with this task is it involves both the evaluation of task completion and human aesthetic preferences. We provide the agent with the tools needed for efficiently moving around the often-treacherous biome, a snowball for taking a picture, and two buckets of water to construct the waterfall.

FindCave The objective of this task is for the agent to discover a naturally-generated cave. The agent spawns in a plains biome and must explore the surrounding area to find a cave.

B Datasheet for BEDD

We present a datasheet [15] for BEDD, which includes details on our 651GB human demonstrations dataset (Demonstrations Dataset) and our TrueSkill evaluations dataset (Evaluation Dataset).

B.1 Motivation

For what purpose was the dataset created?

Originally, both datasets were created for the BASALT 2022 competition [35]. The Demonstrations Dataset was provided as a training dataset for competitors, while the Evaluation Dataset was generated at the end of the competition when evaluating submissions. Below, we describe further purposes for the datasets.

Demonstrations Dataset We believe that this set of successful demonstrations could be useful for training machine learning algorithms to perform complex tasks in Minecraft. All task completions can be thought of as having a positive label denoting successful completion. The dataset could serve as a basis for generating pretrained embeddings, similar to the VPT method. These embeddings could be further finetuned with additionally collected demonstrations, corrections, or other feedback modalities to further refine the behavior. This dataset could also be leveraged for a wealth of insights.

Since these tasks are complex and require sequential dependencies, one could analyze and extract the crucial subtasks required to complete the full task. This analysis would support the development of various hierarchical methods. This task decomposition would support further subtask-specific analysis. Understanding the required time to complete each subtask would help identify which tasks take longer or are completed more quickly. This information could provide meaningful insights into task difficulty.

Evaluation Dataset We envision this dataset to be used for both analysis and development. The detailed task-specific questions may be useful for understanding which factors most strongly influence overall assessments of behavior. We envision this dataset to be used to develop reward models that better align with human preferences. This aim aligns with the BASALT benchmark of both understanding and utilizing human preferences to solve fuzzy tasks. Training reward models on pairwise comparisons over algorithms may reveal the latent structure of human preferences over the task space. A more nuanced understanding would emerge as more of the task-specific questions and long-form justification of responses are processed and understood. This training regime would promote the development of more intuitive and human-aligned algorithms.⁵ Furthermore, we envision that this dataset could provide a wealth of insights into more general human preferences, which could prove invaluable when transferred or used to warm-start reward models in different domains. By identifying these underlying general preferences, we could inform the design of more universally acceptable and effective AI systems (bearing in mind individual, cultural, and other important differences). As an example, people may favor algorithms that show a more structured, stepwise approach to problem-solving tasks. One interpretation of this preference is orderly progression, which could help design algorithms that behave in ways that are more interpretable.

Who created the dataset?

The dataset was created by Anssi Kanervisto (Microsoft Research), Stephanie Milani (Carnegie Mellon University), Karolis Ramanauskas (University of Bath), Byron V. Galbraith (Seva Inc.), Steven H. Wang (ETH Zürich), Sander Schulhoff (University of Maryland), Brandon Houghton (OpenAI), Sharada Mohanty (AICrowd), and Rohin Shah. The dataset was not created on the behalf of any entity.

Who funded the creation of the dataset?

The FTX Future Fund Regranting Program, Encultured.ai, and Microsoft funded the creation of the Evaluation Dataset, prizes, and compute. OpenAI sponsored the creation of the Demonstrations Dataset.

B.2 Composition

What do the instances that comprise the dataset represent (e.g., documents, photos, people, countries)?

The Demonstrations Dataset contains videos of agent trajectories and associated actions taken. The Evaluation Dataset contains videos of trajectories and human evaluations on multiple factors such as "Found Cave" or "Least Village Harm".

Please refer to Section 3 for more information. Table 1 contains a breakdown of information on the Demonstrations Dataset and Table 2 contains a breakdown of information on the Evaluation Dataset. Further information is in Appendices C.2 and D.

Is there a label or target associated with each instance?

The Evaluation Dataset contains labeled data. Agents are evaluated across a range of quantitative and qualitative criteria (Section 5). Some of these, such as "Found Cave" (Appendix E) can be considered to be labels. Additionally, the Demonstrations Dataset contains videos of trajectories

⁵We again stress that the goal is not necessarily to *completely replace* the human element involved in the evaluation of these algorithms. Instead, automated evaluations serve as a way to sidestep the issues with existing evaluation methods, which involve laborious manual assessments or rely on predefined metrics that may fail to capture all aspects of an algorithm's performance. With a dataset of human-based comparisons, we can train machine learning models to predict the superior algorithm for a given task, thereby reducing the need for extensive manual evaluations.

paired with ‘labels’ of the action(s) being executed at each frame. Our codebase contains files that describe how each trajectory ends (e.g., by ESC key or death.).

Is any information missing from individual instances?

Not to our knowledge.

Are there recommended data splits (e.g., training, development/validation, testing)?

No.

Are there any errors, sources of noise, or redundancies in the dataset? There are instances of contractors doing a task incorrectly in the `Demonstrations Dataset`. For example, in some instances, contractors found a cave and did not stop the episode or made a waterfall and stared at it instead of ending the episode. Please see Appendix C.2 for more possible issues. We did not manually check the entire dataset, so it may contain additional anomalous activities.

Do/did we do any data cleaning on the dataset?

We did not. All data is presented exactly as collected. We provide information on which demonstrations may contain human errors in the repository. This information may be then used to conduct data cleaning by the end user of the dataset.

B.3 Collection Process

How was the data associated with each instance acquired?

The `Demonstrations Dataset` was collected using a modded, closed source Minecraft version that recorded users’ game frames and actions. Contractors watched agent gameplay side by side in order to evaluate them and create the `Evaluation Dataset`.

Who was involved in the data collection process and how were they compensated?

For the `Demonstrations Dataset`, 20 contractors were hired and paid 20 USD an hour. Additionally, some members of the BASALT team collected data for this dataset. For the `Evaluation Dataset`, 65 high quality crowdsource workers from Amazon Mechanical Turk were paid to collect the data at approximately 15 USD an hour.

Over what timeframe was the data collected?

The `Demonstrations Dataset` was collected between April 2022 and July 2022. The `Evaluation Dataset` was collected between November 2022 and January 2023.

B.4 Uses

Has the dataset been used for any tasks already?

Both datasets were used for the BASALT 2022 competition. Please see more details in the competition retrospective [35] and this competitor white paper [34].

Is there a repository that links to any or all papers or systems that use the dataset?

This [page](#) contains a list of papers and project that use MineRL. Only some projects from 2022 onward use BEDD data. Competitor papers from the 2022 competition [34] only used the `Demonstrations Dataset` (the `Evaluation Dataset` was created when evaluating these submissions).

Is there anything about the composition of the dataset or the way it was collected and preprocessed/cleaned/labeled that might impact future uses?

We do not believe so because the data for both datasets was collected from paid contractors and high-quality paid crowdsource workers.

B.5 Distribution

Will the dataset be distributed to third parties?

Yes, it is free and available online.

How will the dataset will be distributed (e.g., tarball on website, API, GitHub)? Does the dataset have a digital object identifier (DOI)?

The Evaluation Dataset exists on Zenodo (DOI: 10.5281/zenodo.8021960) as a zip file.

The Demonstrations Dataset exists on an OpenAI server as JSONL and MP4 files and does not have a DOI.

All data is under the MIT license.

Have any third parties imposed IP-based or other restrictions on the data associated with the instances?

No.

Do any export controls or other regulatory restrictions apply to the dataset or to individual instances?

No.

B.6 Maintenance

Who will be supporting/hosting/maintaining the dataset?

The authors on this paper will provide needed maintenance to the datasets (Demonstrations Dataset, Evaluation Dataset). We do not expect much maintenance to be needed as we will not be adding data to the dataset. However, we will accept PRs from users who have improvements to make to the supporting codebase.

How can the owner/curator/manager of the dataset be contacted (e.g., email address)?

Please email us at basalt@minerl.io

Is there an erratum?

There is not, but 1) we mention potential issues with the data in this datasheet, and 2) we provide a list of data within the dataset that we believe to be invalid due to issues such as not properly completing the given task (Appendix C.2.2).

Will the dataset be updated (e.g., to correct labeling errors, add new instances, delete instances)?

Yes, but we expect minimal updates to be required, as we do not intend to add more data to the dataset.

C Demonstrations Dataset Details

C.1 Human Data Collection Details

Contractors were originally hired through Upwork by responding to the following job posting:

We are looking for people who want to get paid to play Minecraft. We will want you to describe some things about your experience, so our ideal candidate would possess Native English fluency and have a microphone. You'll need to install java, download a modified version of Minecraft (that collects and uploads your play data and voice), and play Minecraft survival mode! Paid per hour of gameplay. Prior experience in Minecraft is not necessary. We do not collect any data that is unrelated to Minecraft from your computer.

Prior to recording this dataset, all contractors had been working on other datasets in Minecraft⁶, and were proficient in taking English language instructions via UpWork and using the provided recording scripts for generating demonstration data. The contractors were initially hired in the context of collecting narrated Minecraft play. However, narrations were not requested for the BASALT dataset, and any incidentally collected narrations will not be released. In total, 20 contractors were recruited

⁶Previous Minecraft experience was not a hard requirement in the job posting. However, in practice, those without experience did not continue their work.

and paid 20 USD per hour. We allocated a total of 10k USD for this. To supplement this dataset, three members of BASALT contributed data. Below are the exact transcripts we used to instruct the contractors for the four tasks.

C.1.1 FindCave

Task 1 - Recorder version find-cave Look around for a cave. When you are inside one, quit the game by opening main menu and pressing "Save and Quit To Title". You are not allowed to dig down from the surface to find a cave.

Timelimit: 3 minutes.

Example recordings: https://www.youtube.com/watch?v=Tc1P_ozH-eg

C.1.2 MakeWaterfall

After spawning in a mountainous area with a water bucket and various tools, build a beautiful waterfall and then reposition yourself to "take a scenic picture" of the same waterfall, and then quit the game by opening the menu and selecting "Save and Quit to Title"

Timelimit: 5 minutes.

Example recordings: <https://youtu.be/NONcbS85NLA>

C.1.3 CreateVillageAnimalPen

After spawning in a village, build an animal pen next to one of the houses in a village. Use your fence posts to build one animal pen that contains at least two of the same animal. (You are only allowed to pen chickens, cows, pigs, sheep or rabbits.) There should be at least one gate that allows players to enter and exit easily. The animal pen should not contain more than one type of animal. (You may kill any extra types of animals that accidentally got into the pen.) Don't harm the village. After you are done, quit the game by opening the menu and pressing "Save and Quit to Title".

You may need to terraform the area around a house to build a pen. When we say not to harm the village, examples include taking animals from existing pens, damaging existing houses or farms, and attacking villagers. Animal pens must have a single type of animal: pigs, cows, sheep, chicken or rabbits.

The food items can be used to lure in the animals: if you hold seeds in your hand, this attracts nearby chickens to you, for example.

Timelimit: 5 minutes. Example recordings: <https://youtu.be/SL07sep7B08>

C.1.4 BuildVillageHouse

Taking advantage of the items in your inventory, build a new house in the style of the village (random biome), in an appropriate location (e.g. next to the path through the village), without harming the village in the process. Then give a brief tour of the house (i.e. spin around slowly such that all of the walls and the roof are visible).

You start with a stone pickaxe and a stone axe, and various building blocks. It's okay to break items that you misplaced (e.g. use the stone pickaxe to break cobblestone blocks). You are allowed to craft new blocks.

Please spend less than ten minutes constructing your house.

You don't need to copy another house in the village exactly (in fact, we're more interested in having slight deviations, while keeping the same "style"). You may need to terraform the area to make space for a new house. When we say not to harm the village, examples include taking animals from existing pens, damaging existing houses or farms, and attacking villagers.

After you are done, quit the game by opening the menu and pressing "Save and Quit to Title".

Timelimit: 12 minutes.

Example recordings: https://youtu.be/WeVqQN96V_g

C.2 Dataset Details

Like most other datasets, this one contains some issues. Instead of waiting for users to discover them, we preemptively investigate the dataset ourselves. We document the issues below. This is done in the interest of transparency and to ensure the dataset is maximally useful.

C.2.1 Episode Boundaries

The recording software employed for our dataset splits video and action label files into 5-minute segments. This has no bearing on the FindCave task, as its time limit is 3 minutes. However, the time limits for MakeWaterfall and CreateVillageAnimalPen tasks are 5 minutes, and occasionally episodes exceed this limit by up to 3 seconds, triggering the video splitter. For the BuildVillageHouse task, the time limit is 12 minutes, causing some episodes to be divided into three parts.

Certain training or analysis methods necessitate knowledge of episode boundaries, requiring a reliable method for identifying which videos belong to the same episode. While file labels being unique to an episode would simplify this process, this is not the case. We investigated various systematic approaches to detect where an episode ends and a new one begins, but none proved 100% reliable. Some challenges we faced include: different episodes sharing the same file ID; video splitter not generating filenames with timestamps exactly 5 minutes apart; ESC keys not consistently triggering episode ends, because ESC is also used to close inventory; some episodes concluding in exactly 5 minutes; and a few episodes missing their first 5 minutes, rendering the loading screen in the initial video frame an unreliable boundary indicator. Our most reliable and straightforward solution was to consider two files as part of the same episode if the first file is exactly 5 minutes long, no ESC key is pressed with the GUI closed, and the filename ID is identical. This approach resulted in an error rate of less than 1%, based on manual inspection of the first frames of all videos in the final split.

Leveraging this heuristic, we produced a file for each task containing a list of episodes, with each episode having an associated file list. We also included the step count per episode and two tags specifying (1) whether the episode ended with an ESC key press, (2) whether it was incomplete due to a saving error. Episode ending with an ESC key press indicates a successfully completed task. If an episode does not conclude with an ESC key press, the step count can be utilized to determine the type of episode end — a step count at or slightly above the time limit implies a timeout, while a lower step count indicates player death. The four files are located in the same repository mentioned above. This is the recommended way of using the dataset if episode boundaries are important for the training algorithm.

C.2.2 Idiosyncratic Episodes

We also noticed some episodes, which pass our filters for being valid and complete episodes but have some unique characteristics. This might be useful to know for data cleaning purposes. We provide some examples below, including the associated file names.

- `gloppy-persimmon-ferret-3e42e8e14be0-20220716-190015` - FindCave episode finishes in under 2 seconds with an ESC press, likely a misclick.
- `squeaky-ultramarine-chihuahua-bbf328311fb8-20220726-132144` - FindCave episode where the player spawns, then falls into a ravine and dies in less than 5 seconds.
- `gloppy-persimmon-ferret-1d8dcc4e2446-20220716-144806` - successful FindCave episode, where the player finds a cave and hits ESC in under 3 seconds.
- `pokey-cyan-spitz-62e7b7415aaf-20220714-093544` - FindCave episode where the video lasts longer than the 3 minute time limit, but the action labels only cover 20 seconds.
- `whiny-ecru-cougar-f153ac423f61-20220712-192050` - FindCave episode, where the player seems to just play Minecraft, making stone tools and such, instead of finding a cave.

- shabby-pink-molly-* - a total of 67 FindCave episodes, where the player finds a cave, but does not press ESC to finish the episode. Instead the player proceeds to explore the cave, then exits it and goes looking for other caves.
- thirsty-lavender-koala-479e09882ca6-20220717-203846 - MakeWaterfall episode, one of several, where the player finishes the waterfall, and stares at it for 3 minutes to timeout instead of pressing ESC.

These were the outliers we found by sorting the data based on various metrics and checking the extremes. They are rare, on the order of tens of episodes total in a dataset with over 13,000 episodes. It would add up to a total of less than 1%. Although we believe that these rare outliers would not influence training outcomes, we recommend that users of this dataset either remove this data from the training set or more carefully check these episodes before including them.

C.2.3 Video Encoding Differences

We also noticed that the codecs used to encode the videos were not always the same, likely due to subtle differences in the systems contractors used to play the game to generate the data. Codecs are how the data in the videos gets compressed and decompressed. Roughly 88% use H.264 (Constrained Baseline Profile), while most of the remaining ones use H.264 (High Profile). Also, the bitrate of the videos varies. Most bitrates are roughly 4 Mbps, but there are a few outliers on both ends of the distribution. While these differences are imperceptible to the human eye, the training algorithms might pick up on them. Having different encodings has both benefits and issues for training algorithms. The benefits are robustness, adaptability and real-world applicability. The issues include biased training data and increased computational complexity.

D Evaluation Dataset Details

This section contains details about the Evaluation Dataset. In this section, we hope to provide enough detail such that our evaluation pipeline can be easily reproduced.

D.1 Human Evaluation Details

We estimated that one answer would take 15 minutes. We paid 3.75 USD per HIT for a total of 15 USD per hour. In actuality, workers took 5.12 minutes on average to complete each evaluation, meaning the pay was closer to 43.95 USD per hour. We also provided bonuses to MTurk workers that helped us debug issues with the form during the evaluation. In total, we spent 14,849.16 USD on collecting this data.

MTurk Task Description The human judges viewed the following task description on MTurk.

In this questionnaire, you will watch videos of different players completing tasks in Minecraft, and your task is to judge which of the players is more successful at completing the task. This will take roughly 15 minutes of your time.

D.1.1 Qualification Criteria

We set the following criteria for selecting human judges. To preview the task, the judges must have had a 99% or greater HIT accept rate and a minimum of 10,000 completed HITs on MTurk. If the judges had these qualifications, they then took an 8-question Minecraft validity test to confirm that they had at least basic knowledge of Minecraft. We define passing this test as reaching 65% or greater. This means that, for all checkboxes, the user correctly checked or unchecked at least 65% of the boxes.


The Minecraft Qualification Test For the purpose of completeness, we include this test. In this section, we detail the questions that we asked the human judges. To enable this questionnaire to be deployed, we have included deployable and more user-friendly versions of the quiz in our Github repository. Specifically, we provide a text file and an XML file. The former enables the questions to

be more readily copied and pasted into new formats, while the latter slots easily into the MTurk UI. Before answering the quiz questions, the human judges viewed the following prompt:

This is a Qualification Test to demonstrate your familiarity with Minecraft. This Qualification will enable you to accept HITs released by the BASALT team in relation to the NeurIPS 2022 BASALT Competition.

After reading this prompt, the human judges proceeded to the Minecraft Qualification Test. Figure 5 shows the questions and candidate responses in the quiz that the human judges answered to assess their knowledge of Minecraft. These questions were generated by a member of our team who has extensive experience playing Minecraft.

Q1: (select all that apply) A bed in Minecraft...



- can be used to speed up the passage of the night **(correct)**
- can be used to change the respawn location **(correct)**
- Is built using an item dropped by an in-game animal **(correct)**
- Can be built at a furnace, but not at a crafting table.

Q2: (select all that apply) The following events can drop experience orbs:



- Killing monsters **(correct)**
- Mining trees
- Jumping on a coal ore block
- Mining coal **(correct)**

Q3: (select all that apply) The following blocks drop an item when mined by hand:

- Wood log **(correct)**
- Wood plank **(correct)**
- Coal ore
- Iron ore
- Stone

(a) Page 1 of Minecraft Qualification Test

Q7: (select all that apply) What is this mob called?



- Creeper **(correct)**
- Beeper
- Leaper
- Reaper
- Peeper

Q8: (select all that apply) What types of items can you make on a crafting table using only this block?



- Planks **(correct)**
- Sticks **(correct)**
- Bone meal
- Apples
- Shield

(c) Page 3 of Minecraft Qualification Test

Q4: (select all that apply) Which of the following mobs can damage players:



- Skeletons **(correct)**
- Zombies **(correct)**
- Sheep
- Pigs
- Creepers **(correct)**

Q5: (select all that apply) Which of the following items can be eaten by the player:

- Apples **(correct)**
- Dirt
- Beef **(correct)**
- Wheat
- Bread **(correct)**

Q6: (select all that apply) Which of the following are ways that the player can die in vanilla Minecraft:

- Fall damage **(correct)**
- Drowning **(correct)**
- Burning **(correct)**
- Thirst
- Getting hit repeatedly with a stick **(correct)**

(b) Page 2 of Minecraft Qualification Test

Q9: (select all that apply) Jumping onto the following block type does what?



- Makes you drown immediately
- Refreshes your thirst bar
- Heals you
- Removes burning effects **(correct)**
- Stops fall damage **(correct)**

(d) Page 4 of Minecraft Qualification Test

Figure 5: Minecraft Qualification Test, pages 1-4 of 4 total.

D.1.2 Protocol

Each time a human judge accepted one of our HIT, they were directed to the AICrowd site that collects their answer. Upon opening the webpage, the task was chosen at random from the four available ones. To choose the two videos to show the judge, we aimed to maximally reduce uncertainty by using the TrueSkill ranking of agents. We ensure that the compared videos are always in the same Minecraft seed (i.e., the same starting location and surroundings).

MTurk Task Instructions Below is the full text of the MTurk task instructions given to participants.

Welcome to the MineRL BASALT 2022 evaluation questionnaire! This will take roughly 15 minutes of your time. Requirements: Knowledge of Minecraft (at least of 5 hours of gameplay time with Minecraft).

In this questionnaire, you will watch videos of different players completing tasks in Minecraft, and your task is to judge which of the players is more successful at completing the task.

Videos are shown in pairs, and your task is to select which one of the two is better at solving the task. The page shows the task description. You are also given a set of more specific questions which may help you decide which of the two players completes the task better.

You may refer to the Example Videos section, for some examples of what are considered as good executions of the said task, and why.

Your answers will be used in the following ways:

To rank the solutions in the MineRL BASALT 2022 competition. The answers will be included in the final report of the competition. The answers may be shared publicly to support the research. No personal information is collected.

You may complete the same questionnaire multiple times, but may be asked to judge players completing a different task. So please ensure that you take note of the Task you are submitting the responses for.

Task Details Each task contained some common questions and some different questions. For all tasks, the human judges were asked to evaluate which player was better overall and which player appeared more human-like. Some tasks contained more task-specific questions than others. For example, `BuildVillageHouse` contained a single question about whether the players harmed the villagers; in contrast, `CreateVillageAnimalPen` contained six questions to determine proper task completion, such as whether the pen contained at least two animals of the same type. Figures 6 to 9 show screenshots of the form for each task that the human judges saw.

E Additional Analyses of Evaluation Dataset

This section presents the full results of the analyses performed to supplement the findings discussed in Section 5. We decompose the analyses in two ways: task-based and agent-based. Appendix E.1 presents the task-based analyses; Appendix E.2 presents the agent-based analyses.

E.1 Task-Based Decomposition

We first present details about the analysis when we decompose responses by *task*.

Timing Information We present more detailed timing information in Table 5. This is a more detailed view of the Hours column in Table 2 in the main paper. Here, the average time means the average amount of time an evaluator took to complete a single evaluation, in seconds. The total time is computed by adding up the number of seconds taken by all contractors to complete that type of evaluation. On average, the human evaluators took the longest to evaluate the `BuildVillageHouse` task. However, there is a very high standard error, indicating that the time taken by the MTurk workers was highly variable, regardless of the task. Overall, evaluators spent the most time on the `CreateVillageAnimalPen`.

NeurIPS BASALT 2022 competition evaluation

Welcome to the MineRL BASALT 2022 evaluation questionnaire! This will take roughly **15 minutes of your time**.

Requirements: Knowledge of Minecraft (at least of 5 hours of gameplay time with Minecraft).

In this questionnaire, you will watch videos of different players completing tasks in Minecraft, and your task is to judge which of the players is more successful at completing the task.

Videos are shown in pairs, and your task is to select which one of the two is better at solving the task. The page shows the task description. You are also given a set of more specific questions which may help you decide which of the two players completes the task better.

You may refer to the **Example Videos** section, for some examples of what are considered as good executions of the said task, and why.

Your answers will be used in the following ways:

- To rank the solutions in the MineRL BASALT 2022 competition.
- The answers will be included in the final report of the competition.
- The answers may be shared publicly to support the research.

No personal information is collected.

You may complete the same questionnaire multiple times, but may be asked to judge players completing a different task. So please ensure that you take note of the Task you are submitting the responses for.


Task description the players received

Find Cave

- The player should search for a cave, and terminate the episode when it is inside one.


[Example Videos](#)

Left Player



685affc4-797c-43a8-a9f6-22a4de3bc0b3

Right Player



8a10233d-377a-49f6-847c-554cacc1478b

Question Set #1

Direct questions

Q1. Did this player find and enter a cave?

Question Set #2

Q1. Which player found a cave the fastest? (If neither found a cave, that is a draw.)

Q2. Which player moved more quickly and efficiently?

Q3. Which player was better at looking for caves in areas they hadn't already explored?

Q4. Which player was better at going to areas where it is more likely to find caves?

Q5. Which player was better at noticing potential caves that entered its field of vision?

Q6. Which player was better at realizing when it has successfully found a cave? (In other words, which player was better at properly ending the minigame once it had entered a cave?)

Q7. Which player seemed more human-like (rather than a bot or computer player)?

Which player is better overall ?*

[Left Player](#) [Right Player](#) [Draw](#)

Justify your answer with a minimum of 100 characters.*

[Submit](#)

Figure 6: Screenshot of the page that the human judges viewed when assessing the agent behavior for the FindCave task.

NeurIPS BASALT 2022 competition evaluation

Welcome to the MineRL BASALT 2022 evaluation questionnaire! This will take roughly **15 minutes of your time**.

Requirements: Knowledge of Minecraft (at least of 5 hours of gameplay time with Minecraft).

In this questionnaire, you will watch videos of different players completing tasks in Minecraft, and your task is to judge which of the players is more successful at completing the task.

Videos are shown in pairs, and your task is to select which one of the two is better at solving the task. The page shows the task description. You are also given a set of more specific questions which may help you decide which of the two players completes the task better.

You may refer to the **Example Videos** section, for some examples of what are considered as good executions of the said task, and why.

Your answers will be used in the following ways:

- To rank the solutions in the MineRL BASALT 2022 competition.
- The answers will be included in the final report of the competition.
- The answers may be shared publicly to support the research.

No personal information is collected.

You may complete the same questionnaire multiple times, but may be asked to judge players completing a different task. So please ensure that you take note of the Task you are submitting the responses for.

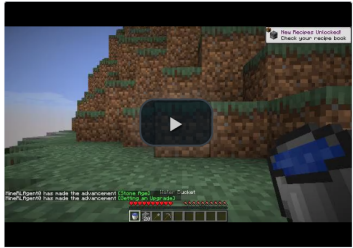
Task description the players received

Make Waterfall

- After spawning in a mountainous area, the player should build a beautiful waterfall and then reposition itself to take a scenic picture of the same waterfall.
- The picture of the waterfall can be taken by orienting the camera and then throwing a snowball when facing the waterfall at a good angle.

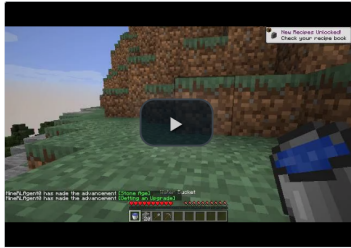
[Example Videos](#)

Left Player



0d075910-03ef-4bd0-9e8c-fef5e07b62f9

Right Player



a3761a21-868b-4aa3-9906-36a76bb0b2e4

Question Set #1

	Left Player	Right Player
Direct questions		
Q1. Did this player create a waterfall?	<input type="checkbox"/>	<input type="checkbox"/>
Q2. Did this player end the video while looking at a player-constructed waterfall?	<input type="checkbox"/>	<input type="checkbox"/>

Question Set #2

Q1. Which player moved more efficiently?	Left Player	Draw	Right Player	N/A
Q2. Which player chose a better location for their waterfall? (If neither player created a waterfall, select "Draw".)	Left Player	Draw	Right Player	N/A
Q3. Which player took a better "picture" of the waterfall? (If neither player took a picture of a player-constructed waterfall, select "Draw".)	Left Player	Draw	Right Player	N/A
Q4. Which player seemed more human-like (rather than a bot or computer player)?	Left Player	Draw	Right Player	N/A

Which player is better overall ?*

[Left Player](#) [Right Player](#) [Draw](#)

Justify your answer with a minimum of 100 characters.*

[Submit](#)

Figure 7: Screenshot of the page that the human judges viewed when assessing the agent behavior for the MakeWaterfall task.

NeurIPS BASALT 2022 competition evaluation

Welcome to the MineRL BASALT 2022 evaluation questionnaire! This will take roughly **15 minutes of your time**.

Requirements: Knowledge of Minecraft (at least of 5 hours of gameplay time with Minecraft).

In this questionnaire, you will watch videos of different players completing tasks in Minecraft, and your task is to judge which of the players is more successful at completing the task.

Videos are shown in pairs, and your task is to select which one of the two is better at solving the task. The page shows the task description. You are also given a set of more specific questions which may help you decide which of the two players completes the task better.

You may refer to the **Example Videos** section, for some examples of what are considered as good executions of the said task, and why.

Your answers will be used in the following ways:

- To rank the solutions in the MineRL BASALT 2022 competition.
- The answers will be included in the final report of the competition.
- The answers may be shared publicly to support the research.

No personal information is collected.

You may complete the same questionnaire multiple times, but may be asked to judge players completing a different task. So please ensure that you take note of the Task you are submitting the responses for.

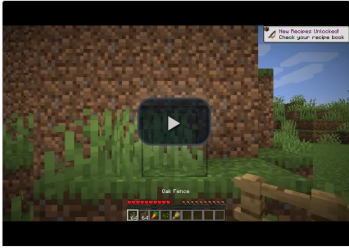
Task description the players received

Create Village Animal Pen

- After spawning in a (plains) village, the player should build an animal pen next to one of the houses in a village.
- Animal pens must contain two of a single kind of animal (chickens, cows, pigs, or sheep; no other animals are allowed).
- Don't harm the village. Players may terraform the area around a house to build a pen.
- When we say not to harm the village, examples include taking animals from existing pens, damaging existing houses or farms, and attacking villagers.

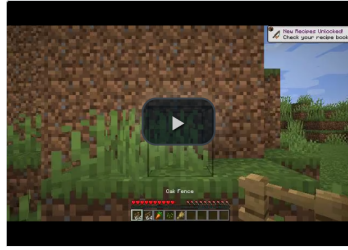
[Example Videos](#)

Left Player



5dfc5b09-9c2a-4690-b288-72c1083299f4

Right Player



2f3791fc-ecba-43a4-b9a5-585ae5c7c550

Question Set #1

	Left Player	Right Player
Direct questions		
Q1. Did the player harm the village? Examples include taking animals from existing pens, damaging existing houses or farms, and attacking villagers.	<input type="checkbox"/>	<input type="checkbox"/>
Q2. Did the player build an enclosed space (pen) from which animals could not escape? (For this question, it is okay if the pen did not contain animals).	<input type="checkbox"/>	<input type="checkbox"/>
Q3. Did the player's pen contain at least two animals of the same type?	<input type="checkbox"/>	<input type="checkbox"/>
Q4. Did the player's pen contain only one type of animal (if pen contained no animals, answer is no. Monsters and villagers are not counted)?	<input type="checkbox"/>	<input type="checkbox"/>
Q5. Did the player's pen have at least one gate that would allow players to enter and exit (using a block to jump over fence does not count)?	<input type="checkbox"/>	<input type="checkbox"/>
Q6. Was the player's pen built next to a house?	<input type="checkbox"/>	<input type="checkbox"/>

Question Set #2

Q1. Which player chose a better location for their pen in the village?	Left Player	Draw	Right Player	N/A
Q2. Which player searched more effectively for animals to pen?	Left Player	Draw	Right Player	N/A
Q3. After finding the animals, which player penned them more effectively?	Left Player	Draw	Right Player	N/A
Q4. Which player seemed more human-like (rather than a bot or computer player)?	Left Player	Draw	Right Player	N/A

Which player is better overall ?*

Left Player
Right Player
Draw

Justify your answer with a minimum of 100 characters.*

Submit

Figure 8: Screenshot of the page that the human judges viewed when assessing the agent behavior for the CreateVillageAnimalPen task.

NeurIPS BASALT 2022 competition evaluation

Welcome to the MineRL BASALT 2022 evaluation questionnaire! This will take roughly **15 minutes of your time**.

Requirements: Knowledge of Minecraft (at least of 5 hours of gameplay time with Minecraft).

In this questionnaire, you will watch videos of different players completing tasks in Minecraft, and your task is to judge which of the players is more successful at completing the task.

Videos are shown in pairs, and your task is to select which one of the two is better at solving the task. The page shows the task description. You are also given a set of more specific questions which may help you decide which of the two players completes the task better.

You may refer to the **Example Videos** section, for some examples of what are considered as good executions of the said task, and why.

Your answers will be used in the following ways:

- To rank the solutions in the MineRL BASALT 2022 competition.
- The answers will be included in the final report of the competition.
- The answers may be shared publicly to support the research.

No personal information is collected.

You may complete the same questionnaire multiple times, but may be asked to judge players completing a different task. So please ensure that you take note of the Task you are submitting the responses for.

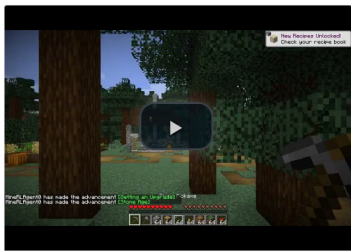
Task description the players received

Build Village House

- The player should build a new house in the style of the village (random biome), in an appropriate location (e.g. next to the path through the village), without harming the village in the process.
- Then the player should give a brief tour of the house (i.e. spin around slowly such that all of the walls and the roof are visible).

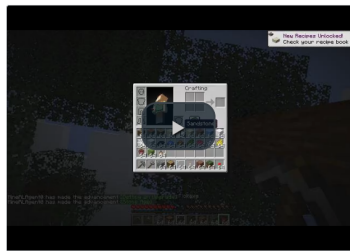
[Example Videos](#)

Left Player



e5fa2436-44af-4f8a-8b23-54ce6fec9239

Right Player



0993b32e-59fa-4406-8748-4872ccaab2a3

Question Set #1

	Left Player	Right Player
Direct questions		
Q1. Did the player harm the village? Examples include taking animals from existing pens, damaging existing houses or farms, and attacking villagers.	<input type="checkbox"/>	<input type="checkbox"/>

Question Set #2

Q1. Which player chose a better location for their house?	<input type="button" value="Left Player"/>	<input type="button" value="Draw"/>	<input type="button" value="Right Player"/>	<input type="button" value="N/A"/>
Q2. Which player's structure seemed most like a house?	<input type="button" value="Left Player"/>	<input type="button" value="Draw"/>	<input type="button" value="Right Player"/>	<input type="button" value="N/A"/>
Q3. Which player was better at removing unnecessary blocks (or never placing unnecessary blocks)?	<input type="button" value="Left Player"/>	<input type="button" value="Draw"/>	<input type="button" value="Right Player"/>	<input type="button" value="N/A"/>
Q4. Which player was better at using the appropriate type of blocks (i.e. the ones that are used in other houses in the village)?	<input type="button" value="Left Player"/>	<input type="button" value="Draw"/>	<input type="button" value="Right Player"/>	<input type="button" value="N/A"/>
Q5. Which player's house better matched the "style" of the village?	<input type="button" value="Left Player"/>	<input type="button" value="Draw"/>	<input type="button" value="Right Player"/>	<input type="button" value="N/A"/>
Q6. Which player built the better-looking house?	<input type="button" value="Left Player"/>	<input type="button" value="Draw"/>	<input type="button" value="Right Player"/>	<input type="button" value="N/A"/>
Q7. Which player seemed more human-like (rather than a bot or computer player)?	<input type="button" value="Left Player"/>	<input type="button" value="Draw"/>	<input type="button" value="Right Player"/>	<input type="button" value="N/A"/>

Which player is better overall ?*

Justify your answer with a minimum of 100 characters.*

Figure 9: Screenshot of the page that the human judges viewed when assessing the agent behavior for the BuildVillageHouse task.

Task	Average Time	Total Time
FindCave	300.47 ± 271.10	216,941.18
MakeWaterfall	295.86 ± 270.99	201,778.77
CreateVillageAnimalPen	319.52 ± 255.50	292,041.62
BuildVillageHouse	375.37 ± 315.20	274,393.78

Table 5: More specific timing data of human evaluations in seconds, decomposed per task. Error values are standard error. A total of around 274 human hours were needed for evaluation.

Agent	Length		Sentiment		
	Characters	Words	Positive	Neutral	Negative
FindCave	210.46 ± 3.82	38.71 ± 0.71	79.64%	6.65%	13.71%
MakeWaterfall	217.96 ± 4.18	38.76 ± 0.79	76.10%	7.33%	16.57%
CreateVillageAnimalPen	197.83 ± 3.22	35.85 ± 0.60	56.67%	10.83%	32.49%
BuildVillageHouse	205.73 ± 4.23	36.82 ± 0.77	62.79%	9.58%	27.63%

Table 6: Details about the justification provided for choosing a particular agent as the best one, decomposed per task. We calculate the per-task average length of the response (characters and words) along with the standard error. We also report the percent of positive, neutral, and negative sentiments of these responses. This is a more detailed view of the Sentiment columns in Table 3 in the main paper.

Length of Justification We analyzed the length of the justifications provided by the MTurk workers for why they selected an agent as being the best at accomplishing the task. We analyzed both the number of words and characters in the justification. We present the results in Table 6. We observe that, on average, the human judges tended to dedicate the most characters to `MakeWaterfall` and the least characters to `CreateVillageAnimalPen`. They also tended to dedicate the most words in their responses about the `FindCave` and `MakeWaterfall` and the least number of words to `CreateVillageAnimalPen`. We note that `CreateVillageAnimalPen` contains more quantitative additional questions than the other tasks (4 vs. 2, the next highest). For example, the human judges were asked to identify which agent penned the correct amount and type of animals, among other things. These additional questions may have enabled the judges to spend less effort explaining their choice since many of the factors were already captured by other questions.

Sentiment of Justification We present more detailed information about the task-decomposed sentiment analysis noted in the Response Sentiment columns of Table 2. For completeness, we include the distribution of sentiments in Table 6. As mentioned in the main paper, we conducted a Chi-square test of independence to examine the relationship between task and sentiment classification. The relation between these variables was found to be significant, $X^2(6, N = 3049) = 132.21, p < .001$. As a result, we conducted Bonferroni-corrected pairwise Chi-square tests to elucidate which of the distributions were significantly different. For completeness, the result of these tests is presented in Table 7 for completeness. Perhaps the most interesting takeaway is that the responses for the easier tasks appear to exhibit higher positive sentiments than those for the more challenging tasks. One explanation for this not mentioned in the main text may be that, for more challenging tasks, both agents may have exhibited some issues that were identified by the human judges.

Justification Examples We present an example of justification text provided for each of the tasks. We choose these examples by splitting the data by task, then randomly sampling a response. For `FindCave`, an example justification was,

They explored a lot, and seemed to go to more new places than before even the water. Left player went AFK.

An example justification response from `MakeWaterfall` was,

Comparison	Chi-square	p-value	Significance After Bonferroni Correction
FindCave vs MakeWaterfall	2.69	0.26	No
FindCave vs CreateVillageAnimalPen	98.49	4.10e-22	Yes
FindCave vs BuildVillageHouse	52.31	4.38e-12	Yes
MakeWaterfall vs CreateVillageAnimalPen	66.37	3.87e-15	Yes
MakeWaterfall vs BuildVillageHouse	30.50	2.38e-07	Yes
CreateVillageAnimalPen vs BuildVillageHouse	6.35	0.04	No

Table 7: Results from Chi-square tests between tasks analyzing the sentiment of the free-form responses. Significant differences in sentiment distribution are emphasized with a pink highlight .

Agent	Length		Sentiment		
	Characters	Words	Positive	Neutral	Negative
Random	196.80 ± 4.93	35.41 ± 0.92	63.20%	8.31%	28.49%
Human1	207.06 ± 5.66	37.496 ± 1.05	91.55%	2.11%	6.34%
Human2	214.87 ± 6.11	38.86 ± 1.12	91.77%	2.88%	5.35%
BC-Baseline	201.72 ± 5.30	36.25 ± 0.97	64.96%	9.00%	26.03%
GoUp	212.86 ± 5.55	38.67 ± 1.02	73.77%	7.53%	18.70%
UniTeam	201.77 ± 4.85	36.35 ± 0.92	65.68%	9.38%	24.94%

Table 8: Details about the justification provided for choosing a particular agent as the best one. We calculate the per-agent average length of the response (characters and words) along with the standard error. We also report the percent of positive, neutral, and negative sentiments of the responses. This is a more detailed view of the Words in Response and Response Sentiment columns in Table 2 in the main paper.

The player on the left couldn’t even manage to climb the side of a mountain, the one on the right didn’t finish the tasks but at least they seemed to know how to navigate and move around.

An example justification text from CreateVillageAnimalPen was,

the left player completed all the requirements, while the right player did nothing and still behaved like a bot

Finally, an example justification text from BuildVillageHouse was,

The right player was better overall, being able to build a house, but he failed to use the appropriate type of block.

We believe that all of these justifications indicate that human judges were generally familiar with Minecraft and the specific requirements for task completion.

E.2 Agent-Based Decomposition

We now present details about the analysis when we decompose responses by *agent*. Although we release the *full* dataset, which includes the values for all agents, we present here only the specific values for Human1, Human2, BC-Baseline, UniTeam⁷, GoUp⁸, and Random. We compute these values using only the comparisons with the other presented algorithms, not the full dataset.

⁷https://github.com/fmalato/basalt_2022_submission

⁸<https://github.com/gomiss/neurips-2022-miner1-basalt-competition>

Comparison	Chi-square	p-value	Significance After Bonferroni Correction
GoUp vs UniTeam	6.37	0.041	No
GoUp vs BC-Baseline	7.50	0.024	No
GoUp vs Random	10.44	0.005	No
GoUp vs Human1	34.10	3.93×10^{-8}	Yes
GoUp vs Human2	31.22	1.66×10^{-7}	Yes
UniTeam vs BC-Baseline	0.15	0.928	No
UniTeam vs Random	1.33	0.515	No
UniTeam vs Human1	62.97	2.12×10^{-14}	Yes
UniTeam vs Human2	56.94	4.31×10^{-13}	Yes
BC-Baseline vs Random	0.60	0.740	No
BC-Baseline vs Human1	64.77	8.64×10^{-15}	Yes
BC-Baseline vs Human2	58.76	1.74×10^{-13}	Yes
Random vs Human1	68.25	1.51×10^{-15}	Yes
Random vs Human2	62.44	2.77×10^{-14}	Yes
Human1 vs Human2	0.53	0.767	No

Table 9: Results from Chi-square tests between teams analyzing the sentiment of the free-form responses. Significant differences in sentiment distribution are emphasized with a pink highlight .

Length of Justification We analyzed the length of the justifications provided by MTurk workers. These results are presented in the Length column of Table 8. On average, the MTurk workers used both the most words and characters (38.86 words, 214.87 characters) when describing their rationale when Human2 was involved in the pair being compared. In contrast, when the Random agent was involved, the MTurk workers used the least words and characters (35.41 words and 196.80 characters) when explaining their rationale. We believe that this may be due to the relative competency of the agents: because it is easier to identify the Random agent as less skilled and the humans as more skilled, the human judges may require less justification for their selection. However, we note that the difference between these agents for both words and characters (3.45 words and 18.07 characters) is relatively small overall.

Sentiment of Justification We now present the full statistics for our agent-based sentiment analysis. The sentiments are captured in the Sentiment columns of Table 8. As mentioned in the main paper, we conducted Bonferroni-corrected pairwise Chi-square tests to elucidate which of the agent types exhibited different distributions of sentiment. Table 9 shows the result of this analysis. We find that any comparisons that include either of the human agents, except for when they are pitted against one another, exhibit significant differences in sentiment distribution. The responses had the highest positive sentiment for the two human agents and the least positive sentiment for the Random agent. However, the difference in sentiment distribution of sentiment was statistically insignificant when comparing Random with BC-Baseline or UniTeam, meaning that the sentiment was similarly negative.

Factors Here we present the mapping of per-task questions to factors, which were presented in Figure 4 from the main text. We map each question to an attribute. Table 10 shows this mapping.

F Discussion

Here we provide a longer discussion about the limitations of our work and suggest future work that stems from these limitations (Appendix F.1). We conclude by discussing the potential societal impacts of this work (Appendix F.2).

F.1 Limitations and Future Work

Low-Level Data Discrepancies As with any dataset, ours is not without issues. We discussed some limitations of the Demonstrations Dataset in a previous section of the appendix. We found

that it is often challenging to delineate episode boundaries with data recording tools and splitting methods. In contrast, with games like Atari, episode boundaries are easily provided by the simulator. Furthermore, since the data is temporally-extended and human-generated, there are idiosyncrasies that will necessarily arise. We emphasize that rather than deploying the dataset and making users find these issues, we dedicated time to investigating these issues and proposing solutions.

Demographic Information In both studies, we did not collect any additional demographic information about participants. On one hand, this lack of personally-identifiable information decreases the likelihood of deanonymization of the participants, which is important even in a study with relatively low stakes such as this one. On the other hand, there is a missed opportunity to critically analyze the influence of demographic or other factors on either the produced demonstrations or the assessments. Future work might include some of these demographic details to produce a more in-depth analysis of the assessments.

Fine-Grained Assessment Details In the assessment of the agents, there are still even more fine-grained details that could be assessed. For example, how do we define human likeness? Is the goal to produce agents that behave as though they are controlled by a person or like they are embodied in the real world? What *type* of human are they similar to: a novice Minecraft player? An expert? For many of these comparative questions, we can perform this finer-grained assessment, depending on the factors that are most relevant to the study. Continuing with the human likeness example, future work investigating human likeness may want to substitute some of the non-human-like comparative questions with more detailed questions about human likeness to gain a deeper understanding of assessments of human likeness in this setting. This analysis could also be combined with recent work on the Human Navigation Turing Test (HNNTT) and Automated Navigation Turing Test (ANTT) [10] but applied to a much more complex setting: completing fuzzy tasks in Minecraft.

English-Language Focus One aspect of our study that offers both a specific focus and an avenue for exploration is the use of English-language descriptions for tasks. Incorporating multiple languages into the dataset would make the benchmark more globally applicable and uncover new insights about how language and cultural context influence human feedback.

F.2 Societal Impact

We believe that publicly sharing these datasets helps foster a more open and inclusive AI research community in which resources are more broadly accessible. However, there are some potential negative societal impacts that we have considered. There is a small (but highly unlikely) chance that we missed some inappropriate or harmful symbols or language contained in the dataset. Although the competition-driven nature of the tasks may foster faster progress toward agents that can better learn from human feedback, releasing all data and code may lead to researchers overfitting on the subset of tasks. This may result in a false signal of progress. There is therefore a need to utilize or develop more non-programmatic tasks in Minecraft [13] and other domains.

Task	Question	Factor
FindCave	Quantitative Did this player find and enter a cave?	Found Cave
	Qualitative Which player found a cave the fastest? (If neither found a cave, that is a draw)	Found Cave Faster
	Which player moved more quickly and efficiently?	More Quick and Efficient Movement
	Which player was better at looking for caves in areas they hadn't already explored?	Better Cave Search in Unknown Areas
	Which player was better at going to areas where it is more likely to find caves?	Better Navigation to Cave Areas
MakeWaterfall	Which player was better at noticing potential caves that entered its field of vision?	Better Cave Detection
	Which player was better at realizing when it had successfully found a cave? (In other words, which player was better at properly ending the minigame once it had entered a cave?)	Better Cave Perception
	Which player seemed more human-like (rather than a bot or computer player)?	More Human Like
	Quantitative Did this player create a waterfall?	Created Waterfall
	Did this player end the video while looking at a player-constructed waterfall?	Looked at Waterfall
BuildVillageHouse	Qualitative Which player moved more efficiently?	More Quick and Efficient Movement
	Which player chose a better location for their waterfall? (If neither player created a waterfall, select "Draw".)	Better Location for Waterfall
	Which player took a better "picture" of the waterfall? (If neither player took a picture of a player-constructed waterfall, select "Draw")	Better Picture of Waterfall
	Which player seemed more human-like (rather than a bot or computer player)?	More Human Like
	Quantitative Did the player harm the village? Examples include taking animals from existing pens, damaging existing houses or farms, and attacking villagers.	Least Village Harm
AnimalPen	Qualitative Which player chose a better location for their house?	Better House Location
	Which player's structure seemed most like a house?	More House-Like Structure
	Which player was better at removing unnecessary blocks (or never placing unnecessary blocks)?	Intentional Block Placing
	Which player was better at using the appropriate type of blocks (i.e., the ones that are used in other houses in the village)?	Appropriate Block Placing
	Which player's house better matched the "style" of the village? Which player built the better-looking house? Which player seemed more human-like (rather than a bot or computer player)?	Better Style Matching More Attractive House More Human Like
AnimalPen	Quantitative Did the player harm the village? Examples include taking animals from existing pens, damaging existing houses or farms, and attacking villagers.	Least Village Harm
	Did the player build an enclosed space (pen) from which animals could not escape? (For this question, it is okay if the pen did not contain animals).	Better Enclosed Space
	Did the player's pen contain at least two animals of the same type?	Correct Number of Animals
	Did the player's pen contain only one type of animal (if pen contained no animals, answer is no. Monsters and villagers are not counted)?	Correct Type of Animals
	Did the player's pen have at least one gate that would allow players to enter and exit (using a block to jump over fence does not count)? Was the player's pen built next to a house?	Proper Exit Next to House
AnimalPen	Qualitative Which player chose a better location for their pen in the village? Which player searched more effectively for animals to pen? After finding the animals, which player penned them more effectively? Which player seemed more human-like (rather than a bot or computer player)?	Better Location More Effective Search More Effective Penning More Human Like

Table 10: Mapping for each task from question asked of human evaluators to presented attribute.