

ResEnsemble-DDPM: Residual Denoising Diffusion Probabilistic Models for Ensemble Learning

Zhenning Shi^{1*} Changsheng Dong^{1*} Xueshuo Xie² Bin Pan³
 Along He¹ Tao Li^{1,2†}

¹College of Computer, Nankai University

²Haihe Lab of ITAI

³School of Statistics and Data Science, Nankai University

Abstract

Nowadays, denoising diffusion probabilistic models have been adapted for many image segmentation tasks. However, existing end-to-end models have already demonstrated remarkable capabilities. Rather than using denoising diffusion probabilistic models alone, integrating the abilities of both denoising diffusion probabilistic models and existing end-to-end models can better improve the performance of image segmentation. Based on this, we implicitly introduce residual term into the diffusion process and propose ResEnsemble-DDPM, which seamlessly integrates the diffusion model and the end-to-end model through ensemble learning. The output distributions of these two models are strictly symmetric with respect to the ground truth distribution, allowing us to integrate the two models by reducing the residual term. Experimental results demonstrate that our ResEnsemble-DDPM can further improve the capabilities of existing models. Furthermore, its ensemble learning strategy can be generalized to other downstream tasks in image generation and get strong competitiveness.

1. Introduction

The mathematical modeling of the denoising diffusion models was initially proposed by Sohl-Dickstein et al. [31]. Ho et al. [16] formally defined the prototype of the generalized Denoising Diffusion Probabilistic Models(DDPM). In contrast to the generative adversarial network[12], The denoising diffusion models generate target images in an autoregressive manner and have demonstrated remarkable competitiveness in image generation tasks, like DALL-E 2[28], Imagen[30] and stable diffusion[29].

Due to its powerful semantic extraction capabilities, DDPM have been introduced for image segmentation. Amit

et al. [2] first introduced DDPM into image segmentation tasks, following work has made various improvements base on it[5, 26, 34, 37, 42].

However, these methods have certain limitations. First, most methods merely incorporate the diffusion model as a independent segmentation network without considering the capability of existing models. Although researchers[13, 22] combine them by pre-segmentation, this method does not strictly satisfy the Markov chain and lacks theoretical proof. Secondly, these methods fail to take the residual term into account, thus preventing effective integration with existing end-to-end models. Considering these limitations, we attempt to view this problem from a higher perspective, using ensemble learning to combine the DDPM and existing end-to-end models.

In this paper, we propose ResEnsemble-DDPM, a target image generation framework integrating denoising diffusion probabilistic models and existing end-to-end models by ensemble learning. Our contributions can be summarized as follows.

- First, we propose a residual denoising diffusion probabilistic model by adding a new distribution learned via a Markov process. This new distribution is the addition of the ground truth and the residual term, and strictly symmetric to the likelihood output distribution with respect to the ground truth.
- Second, we seamlessly integrates denoising diffusion probabilistic models and end-to-end models by ensemble learning. By actually employ two learners with negative and positive residuals, we can effectively reduce the residual, resulting in superior segmentation capabilities compared to a single learner.
- Third, ResEnsemble-DDPM is not restricted to the domain of image segmentation. In fact, it can be applied to various image generation tasks. It is highly adaptable as it combines both end-to-end models and denoising diffusion models. Subsequent experiments have further

*Equal contribution

†Corresponding author: litao@nankai.edu.cn

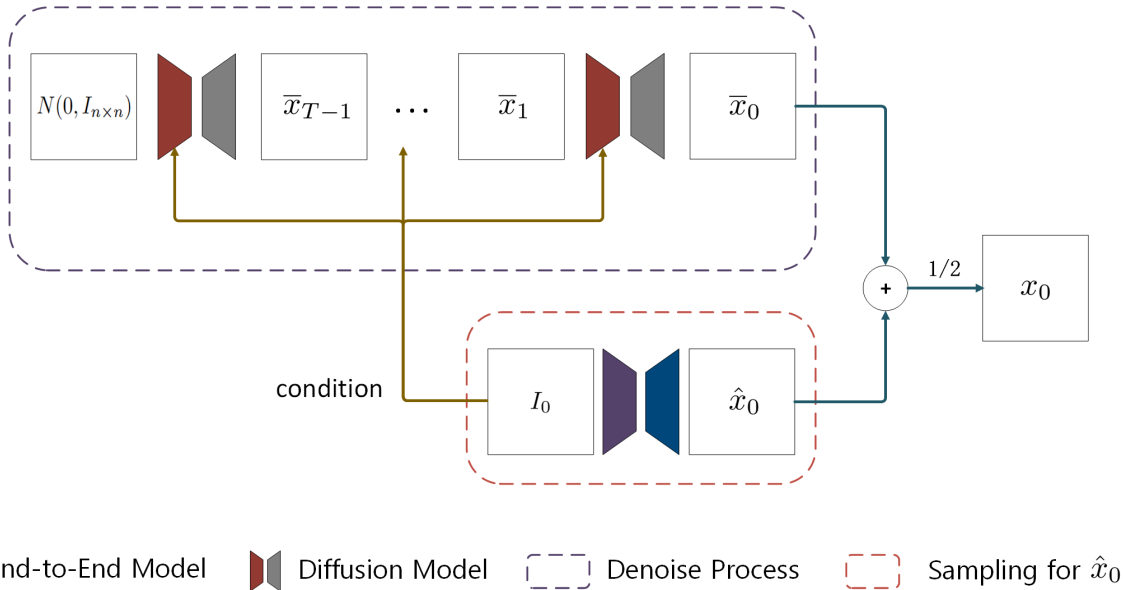


Figure 1. Inference pipeline of ResEnsemble-DDPM . \hat{x}_0 represents the likelihood output of the *E2EModel*. \bar{x}_0 is the output of the DDPM, representing the prediction of the $x_0 - R$. By adding \hat{x}_0 and \bar{x}_0 together, according to Eq 15, we can obtain the final output result of ResEnsemble-DDPM .

showed the generalization and competitive performance of ResEnsemble-DDPM .

Code will be released on: <https://github.com/nkicls/ResEnsemble-DDPM>.

2. Related Work

Image segmentation aims to classify pixels of an image into different categories. Various criteria can be used to describe the image segmentation tasks, mainly include semantic segmentation[24], instance segmentation[14] and panoptic segmentation[21]. Semantic segmentation is to label each pixel in the image with a category label. Instance segmentation is to firstly detect the target in the image, and then label each instance of the target. Panoptic segmentation is the combination of semantic segmentation and instance segmentation, aiming to detect all targets while distinguishing different instances.

Denoising diffusion model is a generative model that generates target images by iterative reverse denoising process. It follows the Markov process in which the original data is progressively corrupted by noise and eventually transformed into pure Gaussian noise. The prototype of the denoising diffusion model can be traced back to the work of Sohl-Dickstein et al. [31], where the target data was first mapped to the noise distribution. Ho et al. [16] demonstrated that this modeling approach belongs to the score-matching models, which estimate the gradient of the log-density. The score-matching models were mainly proposed and advanced by Hyvärinen and Dayan [18], Vincent [35], Song and Er-

mon [32, 33]. This development simplifies the variational lower bound of training objective and introduces the generalized Denoising Diffusion Probabilistic Models (DDPM).

Conditional denoising diffusion model introduces conditions to guide the randomness of the denoising diffusion process. The unconditional denoising diffusion model learns the overall distribution, resulting in high randomness. In contrast, the conditional introduction scheme named Classifier-Guidance was initially proposed by Dhariwal and Nichol [9] and later extended by Liu et al. [23]. This scheme does not require retraining the model but lacks fine-grained control. The Classifier-Free scheme was first proposed by Ho and Salimans [15], which has a higher implementation cost but demonstrates excellent generation control. Outstanding conditional diffusion models such as DALL·E 2[28], Imagen[30] and Stable Diffusion[29] are implemented based on this scheme.

Amit et al. [2] first introduced conditional denoise diffusion probabilistic model into image segmentation tasks. It generates segmentation masks by using the original image as a condition input to guide the denoising direction. Based on it, A series of studies have made improvements or reconstructions from different perspectives, including the architecture adjustments[3, 27, 39, 45], the modification of training procedure[7, 10, 11], the enhancements to the denoising modules[6, 8, 36, 40, 41, 43] and application to other downstream tasks[1, 4, 19, 20, 25].

Ensemble learning is a machine learning approach that improves overall performance by combining predictions

from multiple learners. The general structure of ensemble learning involves two or more individual learners, combining them together through specific strategies[44]. Some methods have achieved excellent results by constructing segmentation models using ensemble learning compared to a single learner[17, 38, 46]. To fully utilize the capabilities of denoising diffusion probabilistic models and existing end-to-end models, we hope to integrate the two through ensemble learning and further improve performance.

3. Background

The denoising diffusion model [16, 31] aims to learn a distribution :

$$P_\theta(x_0) = \int_{x_1:x_T} P_{data}(x_T) \prod_{t=1}^T P_\theta(x_{t-1}|x_t) dx_1 : x_T \quad (1)$$

to approximate $P_\theta(x_0)$ to the target data distribution $P_{data}(x_0)$, where x_0 is the target image and x_1, \dots, x_T are latent variables with the same dimensions as x_0 . In the forward process, $P_{data}(x_0)$ is diffused into a Gaussian noise distribution through a fixed Markov chain.

$$q(x_{1:T}|x_0) = \prod_{s=0}^T q(x_t|x_{t-1}) \quad (2)$$

$$q(x_t|x_{t-1}) = N(x_t; \sqrt{1 - \beta_t}x_{t-1}, \beta_t I_{n \times n}) \quad (3)$$

where β_t is a constant that defines the level of noise, and $I_{n \times n}$ is the identity matrix of size n .

$$\alpha_t = 1 - \beta_t, \bar{\alpha}_t = \prod_{s=1}^t \alpha_s \quad (4)$$

As described in [16], x_t can be reparameterized as Eq 5.

$$q(x_t|x_0) = N(x_t; \sqrt{\bar{\alpha}_t}x_0, (1 - \bar{\alpha}_t)I_{n \times n}) \quad (5)$$

And the term to be minimized can be modified as Eq 6.

$$\mathbb{E}_{x_0, \epsilon, t} [|\epsilon - \epsilon_\theta(x_t, t)|^2] \quad (6)$$

Then the reverse process is parameterized by θ and defined by Eq 7.

$$P_\theta(x_0 : x_{T-1}|x_T) = \prod_{t=1}^T P_\theta(x_{t-1}|x_t) \quad (7)$$

The reverse process converts the distribution of latent variables into the distribution of data, denoted as $P_\theta(x_0)$. By taking small Gaussian steps, the reverse process is performed as Eq 8 and 9.

$$P_\theta(x_{t-1}|x_t) = N(x_{t-1}; \mu_\theta(x_t, t), \Sigma_\theta(x_t, t)) \quad (8)$$

$$P_\theta(x_0|x_1) = N(x_0; \mu_\theta(x_1, 1)) \quad (9)$$

We can obtain Eq 10 according to [16].

$$\mu_\theta(x_t, t) = \frac{1}{\sqrt{\alpha_t}}(x_t - \frac{1 - \alpha_t}{\sqrt{1 - \bar{\alpha}_t}}\epsilon_\theta) \quad (10)$$

4. Method

Image segmentation is a task that divides the pixels of an image into different categories. In the context of end-to-end models for image segmentation, the goal is to learn a predicted segmentation mask \hat{x}_0 for a given image I_0 . By training the model on the training dataset, we can obtain the likelihood output \hat{x}_0 , as shown in Eq 11. Here $E2EModel$ represents a pretrained end-to-end model, and I_0 represents the origin input image.

$$\hat{x}_0 = E2EModel(I_0) \quad (11)$$

However, there is a gap between ground truth x_0 and likelihood output \hat{x}_0 , since the end-to-end model cannot completely fit the ground truth. We hope to use the diffusion process to close this gap. We define the residual term as Eq 12.

$$R = \hat{x}_0 - x_0 \quad (12)$$

Our method is simple but solid, instead of learning the corresponding target image x_0 , our learning objective becomes learning $x_0 - R$, defined as \bar{x}_0 in Eq 13. After completing the reverse denoising process, we can obtain \bar{x}_0 . According to Eq 14, we only need to add \bar{x}_0 and \hat{x}_0 together to obtain x_0 as Eq 15, and this process is consistent with the idea of Ensemble Learning. We called these Residual Denoising Diffusion Probabilistic Models for Ensemble Learning as **ResEnsemble-DDPM**.

$$\bar{x}_0 = x_0 - R \quad (13)$$

$$\hat{x}_0 = x_0 + R \quad (14)$$

$$x_0 = \frac{1}{2}(\bar{x}_0 + \hat{x}_0) \quad (15)$$

Then we can drive the noising process similar to [16], as Eq 16.

$$q(\bar{x}_t|\bar{x}_{t-1}) = N(\bar{x}_t; \sqrt{1 - \beta_t}\bar{x}_{t-1}, \beta_t I_{n \times n}) \quad (16)$$

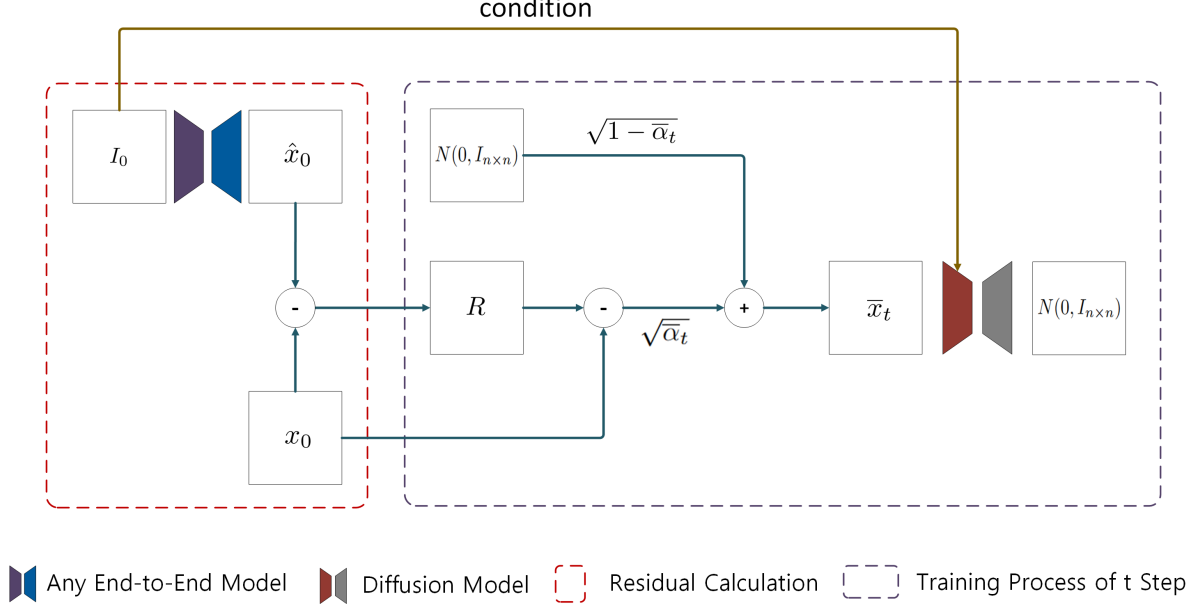


Figure 2. Training pipeline of ResEnsemble-DDPM. \hat{x}_0 represents the likelihood output of the *E2EModel*. $R = \hat{x}_0 - x_0$ represents the residual term between the likelihood output and the ground truth. We replace the original training input x_0 in *DDPM* with \bar{x}_0 , allowing the model to implicitly learn the distribution of R . We introduce I_0 as the conditional input.

and the distribution of \bar{x}_t can be reparameterized as Eq 17

$$q(\bar{x}_t | \bar{x}_0) = N(\bar{x}_t; \sqrt{\alpha_t} \bar{x}_0, (1 - \alpha_t) I_{n \times n}) \quad (17)$$

Therefore, our optimization objective is the same as [16], which is Eq 18.

$$\mathbb{E}_{x_0, \epsilon, t} [|\epsilon - \epsilon_\theta(\bar{x}_t, t)|^2] \quad (18)$$

Similar to the approach proposed by Amit et al. [2] in their work on image segmentation with denoising diffusion probabilistic models, our method enhances the diffusion process by incorporating a conditional function. This function integrates latent representation from both the current estimate \bar{x}_t and the input image I_0 .

Then Eq 18 can be modified to Eq 19.

$$\mathbb{E}_{x_0, \epsilon, t} [|\epsilon - \epsilon_\theta(\bar{x}_t, I_0, t)|^2] \quad (19)$$

During the training process, the end-to-end model is treated as a well-trained learner with its weights frozen. The denoising diffusion model is considered as the second learner that we need to train. The training pipeline of ResEnsemble-DDPM is illustrated in Fig 2 and detailed in Alg 1. We generate the final output x_0 by iteratively generating \bar{x}_0 through a reverse denoising process, and adding it with \hat{x}_0 . The inference pipeline of ResEnsemble-DDPM is illustrated in Fig 1 and detailed in Alg 2. The specific working principle is described in Appendix A.1.

Algorithm 1 Training Algorithm for ResEnsemble-DDPM

Require: total diffusion steps T , images and segmentation masks dataset $D = (I_0^n, x_0^n)_n$, pretrained end-to-end model *E2EModel*.

$$\beta_t = \frac{10^{-4}(T-t) + 2 \times 10^{-2}(t-1)}{T-1}$$

$$\alpha_t = 1 - \beta_t$$

$$\bar{\alpha}_t = \prod_{s=1}^t \alpha_s$$

repeat

Sample $(I_0^i, x_0^i) \sim D, \epsilon \sim N(0, I_{n \times n})$

Sample $t \sim \text{Uniform}(1, \dots, T)$

$\hat{x}_0 = E2EModel(I_0)$ {no gradient and can be cached}

$R = \hat{x}_0 - x_0$

$\bar{x}_0 = x_0 - R$

$\bar{x}_t = \sqrt{\alpha_t} \bar{x}_0 + \sqrt{1 - \alpha_t} \epsilon$

take gradient step on

$$\nabla_\theta [|\epsilon - \epsilon_\theta(\bar{x}_t, I_0, t)|^2]$$

until convergence

In particular, when R has a clear semantic meaning, such as in image restoration task, the *E2EModel* is not necessary. We can rewrite R as Eq 20 and train ResEnsemble-DDPM from scratch.

$$R = I_0 - x_0 \quad (20)$$

Following [16] we set

Algorithm 2 Inference Algorithm for ResEnsemble-DDPM

Require: total diffusion steps T , image I_0 , pretrained end-to-end model $E2EModel$, pretrained ResEnsemble-DDPM model ϵ_θ .

$$\beta_t = \frac{10^{-4}(T-t) + 2 \times 10^{-2}(t-1)}{T-1}$$

$$\alpha_t = 1 - \beta_t$$

$$\bar{\alpha}_t = \prod_{s=1}^t \alpha_s$$

$$\tilde{\beta}_t = \frac{1 - \bar{\alpha}_{t-1}}{1 - \bar{\alpha}_t} \beta_t$$

Sample $\epsilon \sim N(0, I_{n \times n})$

$$\hat{x}_0 = E2EModel(I_0)$$

$$\bar{x}_T = \epsilon$$

for $t = T, T-1, \dots, 2$ **do**

 Sample $z \sim N(0, I_{n \times n})$

$$\bar{x}_{t-1} = \frac{1}{\sqrt{\alpha_t}} \left(\bar{x}_t - \frac{\beta_t}{\sqrt{1-\bar{\alpha}_t}} (\epsilon_\theta(\bar{x}_t, I_0, t)) \right) + \sqrt{\tilde{\beta}_t} z$$

end for

$$\bar{x}_0 = \frac{1}{\sqrt{\alpha_1}} \left(\bar{x}_1 - \frac{\beta_1}{\sqrt{1-\bar{\alpha}_1}} \epsilon_\theta(\bar{x}_1, I_0, 1) \right)$$

return $\frac{1}{2}(\bar{x}_0 + \hat{x}_0)$

$$\Sigma_\theta(x_t, t) = \sigma_t^2 I_{n \times n} \quad (21)$$

where

$$\tilde{\beta}_t = \frac{1 - \bar{\alpha}_{t-1}}{1 - \bar{\alpha}_t} \beta_t \quad (22)$$

$$\sigma_t^2 = \tilde{\beta}_t \quad (23)$$

The forward process variance parameter is a linearly increasing constant from $\beta_1 = 10^{-4}$ to $\beta_T = 2 \times 10^{-2}$. β_t can be formally represented as Eq 24.

$$\beta_t = \frac{10^{-4}(T-t) + 2 \times 10^{-2}(t-1)}{T-1} \quad (24)$$

5. Experiments

Detailed comparative experiments and ablation experiments on image segmentation will be released. Detailed comparative experiments in the fields of image denoising, image restoration, image dehazing, and image deraining will also be released. Detailed scale experiments will be released.

6. Conclusion

We propose ResEnsemble-DDPM, a target image generation framework integrating denoising diffusion probabilistic models and existing end-to-end models for segmentation tasks by the strategy of ensemble learning.

By defining the residual term between the likelihood output distribution of the end-to-end model and the ground truth distribution, we propose a residual denoising diffusion probabilistic model by adding a new distribution learned through

a Markov process. This new distribution is the sum of the ground truth distribution and the residual term, and it is strictly symmetric to the likelihood output distribution with respect to the ground truth. During the training process, we freeze the weights of the end-to-end model, and only train the denoising diffusion probabilistic model.

We employ an ensemble learning strategy during the inference process. Since the output of the diffusion learner is designed to be symmetric with respect to the ground truth, the residual can be seamlessly eliminated, following the ensemble strategy derived as Eq 15. ResEnsemble-DDPM essentially narrows the gap between the likelihood output of the end-to-end model and the ground truth, thus further improving the performance.

Experimental results demonstrate that our model achieves good performance on various segmentation tasks and enhances the capability of the end-to-end model. Moreover, ResEnsemble-DDPM is not only restricted to the field of image segmentation but can be generalized to any image generation tasks, such as image denoising, image super-resolution enhancement, and image restoration tasks. Furthermore, when the residual term has a clear semantic meaning and can be directly defined, the end-to-end model is not necessary, further supporting the generalization capability of ResEnsemble-DDPM.

References

- [1] Alnur Alimanov and Md Baharul Islam. Denoising diffusion probabilistic model for retinal image generation and segmentation. In *2023 IEEE International Conference on Computational Photography (ICCP)*, pages 1–12. IEEE, 2023. 2
- [2] Tomer Amit, Tal Shaharbany, Eliya Nachmani, and Lior Wolf. Segdiff: Image segmentation with diffusion probabilistic models. *arXiv preprint arXiv:2112.00390*, 2021. 1, 2, 4
- [3] Tomer Amit, Shmuel Shichrur, Tal Shaharabany, and Lior Wolf. Annotator consensus prediction for medical image segmentation with diffusion models. *arXiv preprint arXiv:2306.09004*, 2023. 2
- [4] C Ayala, R Sesma, C Aranda, and M Galar. Diffusion models for remote sensing imagery semantic segmentation. In *IGARSS 2023-2023 IEEE International Geoscience and Remote Sensing Symposium*, pages 5654–5657. IEEE, 2023. 2
- [5] Dmitry Baranchuk, Ivan Rubachev, Andrey Voynov, Valentin Khulkov, and Artem Babenko. Label-efficient semantic segmentation with diffusion models. *arXiv preprint arXiv:2112.03126*, 2021. 1
- [6] Afshin Bozorgpour, Yousef Sadegheih, Amirhossein Kazerooni, Reza Azad, and Dorit Merhof. Dermosegdiff: A boundary-aware segmentation diffusion model for skin lesion delineation. In *International Workshop on Predictive Intelligence In Medicine*, pages 146–158. Springer, 2023. 2
- [7] Ting Chen, Ruixiang Zhang, and Geoffrey Hinton. Analog bits: Generating discrete data using diffusion models with self-conditioning. *arXiv preprint arXiv:2208.04202*, 2022. 2

- [8] G Jignesh Chowdary and Zhaozheng Yin. Diffusion transformer u-net for medical image segmentation. In *International Conference on Medical Image Computing and Computer-Assisted Intervention*, pages 622–631. Springer, 2023. [2](#)
- [9] Prafulla Dhariwal and Alexander Nichol. Diffusion models beat gans on image synthesis. *Advances in neural information processing systems*, 34:8780–8794, 2021. [2](#)
- [10] Yunguan Fu, Yiwen Li, Shaheer U Saeed, Matthew J Clarkson, and Yipeng Hu. Importance of aligning training strategy with evaluation for diffusion models in 3d multiclass segmentation. *arXiv preprint arXiv:2303.06040*, 2023. [2](#)
- [11] Yunguan Fu, Yiwen Li, Shaheer U Saeed, Matthew J Clarkson, and Yipeng Hu. A recycling training strategy for medical image segmentation with diffusion denoising models. *arXiv preprint arXiv:2308.16355*, 2023. [2](#)
- [12] Ian Goodfellow, Jean Pouget-Abadie, Mehdi Mirza, Bing Xu, David Warde-Farley, Sherjil Ozair, Aaron Courville, and Yoshua Bengio. Generative adversarial networks. *Communications of the ACM*, 63(11):139–144, 2020. [1](#)
- [13] Xutao Guo, Yanwu Yang, Chenfei Ye, Shang Lu, Bo Peng, Hua Huang, Yang Xiang, and Ting Ma. Accelerating diffusion models via pre-segmentation diffusion sampling for medical image segmentation. In *2023 IEEE 20th International Symposium on Biomedical Imaging (ISBI)*, pages 1–5. IEEE, 2023. [1](#)
- [14] Kaiming He, Georgia Gkioxari, Piotr Dollár, and Ross Girshick. Mask r-cnn. In *Proceedings of the IEEE international conference on computer vision*, pages 2961–2969, 2017. [2](#)
- [15] Jonathan Ho and Tim Salimans. Classifier-free diffusion guidance. *arXiv preprint arXiv:2207.12598*, 2022. [2](#)
- [16] Jonathan Ho, Ajay Jain, and Pieter Abbeel. Denoising diffusion probabilistic models. *Advances in neural information processing systems*, 33:6840–6851, 2020. [1](#), [2](#), [3](#), [4](#)
- [17] Jingyu Hu, Xiaojing Gu, and Xingsheng Gu. Mutual ensemble learning for brain tumor segmentation. *Neurocomputing*, 504:68–81, 2022. [3](#)
- [18] Aapo Hyvärinen and Peter Dayan. Estimation of non-normalized statistical models by score matching. *Journal of Machine Learning Research*, 6(4), 2005. [2](#)
- [19] Marija Ivanovska, Vitomir Štruc, and Janez Perš. Tomatodiff: On-plant tomato segmentation with denoising diffusion models. In *2023 18th International Conference on Machine Vision and Applications (MVA)*, pages 1–6. IEEE, 2023. [2](#)
- [20] Borui Jiang and Yadong Mu. Diffused fourier network for video action segmentation. In *Proceedings of the 31st ACM International Conference on Multimedia*, pages 5474–5483, 2023. [2](#)
- [21] Alexander Kirillov, Kaiming He, Ross Girshick, Carsten Rother, and Piotr Dollár. Panoptic segmentation. In *Proceedings of the IEEE/CVF conference on computer vision and pattern recognition*, pages 9404–9413, 2019. [2](#)
- [22] Zeqiang Lai, Yuchen Duan, Jifeng Dai, Ziheng Li, Ying Fu, Hongsheng Li, Yu Qiao, and Wenhai Wang. Denoising diffusion semantic segmentation with mask prior modeling. *arXiv preprint arXiv:2306.01721*, 2023. [1](#)
- [23] Xihui Liu, Dong Huk Park, Samaneh Azadi, Gong Zhang, Arman Chopikyan, Yuxiao Hu, Humphrey Shi, Anna Rohrbach, and Trevor Darrell. More control for free! image synthesis with semantic diffusion guidance. In *Proceedings of the IEEE/CVF Winter Conference on Applications of Computer Vision*, pages 289–299, 2023. [2](#)
- [24] Jonathan Long, Evan Shelhamer, and Trevor Darrell. Fully convolutional networks for semantic segmentation. In *Proceedings of the IEEE conference on computer vision and pattern recognition*, pages 3431–3440, 2015. [2](#)
- [25] Yuxin Mao, Jing Zhang, Mochu Xiang, Yunqiu Lv, Yiran Zhong, and Yuchao Dai. Contrastive conditional latent diffusion for audio-visual segmentation. *arXiv preprint arXiv:2307.16579*, 2023. [2](#)
- [26] Minheng Ni, Yabo Zhang, Kailai Feng, Xiaoming Li, Yiwen Guo, and Wangmeng Zuo. Ref-diff: Zero-shot referring image segmentation with generative models. *arXiv preprint arXiv:2308.16777*, 2023. [1](#)
- [27] Aimon Rahman, Jeya Maria Jose Valanarasu, Ilker Hacihaliloglu, and Vishal M Patel. Ambiguous medical image segmentation using diffusion models. In *Proceedings of the IEEE/CVF Conference on Computer Vision and Pattern Recognition*, pages 11536–11546, 2023. [2](#)
- [28] Aditya Ramesh, Prafulla Dhariwal, Alex Nichol, Casey Chu, and Mark Chen. Hierarchical text-conditional image generation with clip latents. *arXiv preprint arXiv:2204.06125*, 1(2): 3, 2022. [1](#), [2](#)
- [29] Robin Rombach, Andreas Blattmann, Dominik Lorenz, Patrick Esser, and Björn Ommer. High-resolution image synthesis with latent diffusion models. In *Proceedings of the IEEE/CVF conference on computer vision and pattern recognition*, pages 10684–10695, 2022. [1](#), [2](#)
- [30] Chitwan Saharia, William Chan, Saurabh Saxena, Lala Li, Jay Whang, Emily L Denton, Kamyar Ghasemipour, Raphael Gontijo Lopes, Burcu Karagol Ayan, Tim Salimans, et al. Photorealistic text-to-image diffusion models with deep language understanding. *Advances in Neural Information Processing Systems*, 35:36479–36494, 2022. [1](#), [2](#)
- [31] Jascha Sohl-Dickstein, Eric Weiss, Niru Maheswaranathan, and Surya Ganguli. Deep unsupervised learning using nonequilibrium thermodynamics. In *International conference on machine learning*, pages 2256–2265. PMLR, 2015. [1](#), [2](#), [3](#)
- [32] Yang Song and Stefano Ermon. Generative modeling by estimating gradients of the data distribution. *Advances in neural information processing systems*, 32, 2019. [2](#)
- [33] Yang Song and Stefano Ermon. Improved techniques for training score-based generative models. *Advances in neural information processing systems*, 33:12438–12448, 2020. [2](#)
- [34] Junjiao Tian, Lavisha Aggarwal, Andrea Colaco, Zsolt Kira, and Mar Gonzalez-Franco. Diffuse, attend, and segment: Unsupervised zero-shot segmentation using stable diffusion. *arXiv preprint arXiv:2308.12469*, 2023. [1](#)
- [35] Pascal Vincent. A connection between score matching and denoising autoencoders. *Neural computation*, 23(7):1661–1674, 2011. [2](#)

- [36] Hefeng Wang, Jiale Cao, Rao Muhammad Anwer, Jin Xie, Fahad Shahbaz Khan, and Yanwei Pang. Dformer: Diffusion-guided transformer for universal image segmentation. *arXiv preprint arXiv:2306.03437*, 2023. 2
- [37] Jinglong Wang, Xiawei Li, Jing Zhang, Qingyuan Xu, Qin Zhou, Qian Yu, Lu Sheng, and Dong Xu. Diffusion model is secretly a training-free open vocabulary semantic segmenter. *arXiv preprint arXiv:2309.02773*, 2023. 1
- [38] Shuangling Wang, Yilong Yin, Guibao Cao, Benzhen Wei, Yuanjie Zheng, and Gongping Yang. Hierarchical retinal blood vessel segmentation based on feature and ensemble learning. *Neurocomputing*, 149:708–717, 2015. 3
- [39] Julia Wolleb, Robin Sandkühler, Florentin Bieder, Philippe Valmaggia, and Philippe C Cattin. Diffusion models for implicit image segmentation ensembles. In *International Conference on Medical Imaging with Deep Learning*, pages 1336–1348. PMLR, 2022. 2
- [40] Junde Wu, Rao Fu, Huihui Fang, Yu Zhang, Yehui Yang, Haoyi Xiong, Huiying Liu, and Yanwu Xu. Medsegdiff: Medical image segmentation with diffusion probabilistic model. *arXiv preprint arXiv:2211.00611*, 2022. 2
- [41] Junde Wu, Rao Fu, Huihui Fang, Yu Zhang, and Yanwu Xu. Medsegdiff-v2: Diffusion based medical image segmentation with transformer. *arXiv preprint arXiv:2301.11798*, 2023. 2
- [42] Weijia Wu, Yuzhong Zhao, Mike Zheng Shou, Hong Zhou, and Chunhua Shen. Diffumask: Synthesizing images with pixel-level annotations for semantic segmentation using diffusion models. *arXiv preprint arXiv:2303.11681*, 2023. 1
- [43] Zhaohu Xing, Liang Wan, Huazhu Fu, Guang Yang, and Lei Zhu. Diff-unet: A diffusion embedded network for volumetric segmentation. *arXiv preprint arXiv:2303.10326*, 2023. 2
- [44] Yongquan Yang, Haijun Lv, and Ning Chen. A survey on ensemble learning under the era of deep learning. *Artificial Intelligence Review*, 56(6):5545–5589, 2023. 3
- [45] Lukas Zbinden, Lars Doorenbos, Theodoros Pissas, Adrian Thomas Huber, Raphael Sznitman, and Pablo Márquez-Neila. Stochastic segmentation with conditional categorical diffusion models. In *Proceedings of the IEEE/CVF International Conference on Computer Vision*, pages 1119–1129, 2023. 2
- [46] Hao Zheng, Yizhe Zhang, Lin Yang, Peixian Liang, Zhuo Zhao, Chaoli Wang, and Danny Z Chen. A new ensemble learning framework for 3d biomedical image segmentation. In *Proceedings of the AAAI Conference on Artificial Intelligence*, pages 5909–5916, 2019. 3

A. Appendix Section

A.1. Working principle

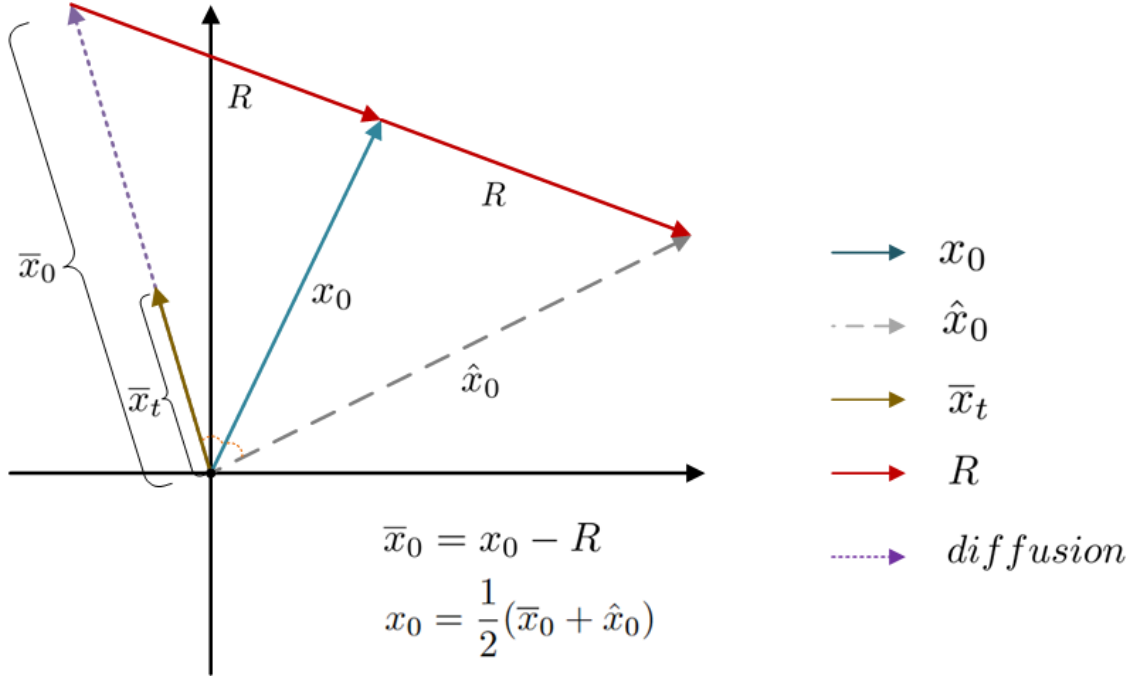


Figure 3. working principle of ResEnsemble-DDPM .

R is defined by Eq 12 as $\hat{x}_0 - x_0$, representing the residual term between the likelihood output of $E2EModel$ and the ground truth. \bar{x}_0 is our learning target, defined by Eq 13 as $x_0 - R$. Both the $E2EModel$ sampling and our ResEnsemble-DDPM sampling have implicitly learned the residual term R along the opposite direction, and are symmetric with respect to the ground truth x_0 . Based on this, the sampling spaces of two can be integrated to obtain a prediction for x_0 , denoted as $\frac{1}{2}(\bar{x}_0 + \hat{x}_0)$ through Eq 15. It mitigates the distribution distance between the sampling space of the $E2EModel$ and the ground truth by reducing the residual term.