

When Effort May Fail: Equilibria of Shared Effort with a Threshold*

Gleb Polevoy^{a,1}, Stojan Trajanovski^{b,1}, Mathijs de Weerd^{c,*}

^a*Paderborn University, Paderborn, 33102, North Rhine-Westphalia, Germany*

^b*Microsoft, 2 Kingdom Street, Paddington, London, W2 6BD, United Kingdom*

^c*Delft University of Technology, Van Mourik Broekmanweg 6, Delft, 2628XE, The Netherlands*

Abstract

Shared effort games model people investing resources in public projects, where the share of the generated values is predefined. In linear θ sharing (effort) games, a project's value is linear in the total contribution, while the threshold θ for effort defines which contributors win and receive their (equal) share. Thresholds between 0 and 1 model games such as paper co-authorship and shared assignments, where a minimum positive contribution is required for sharing in the value. We constructively characterise the conditions for the existence of a pure equilibrium for $\theta \in \{0, 1\}$, and for two-player games with a general threshold, and find the prices of anarchy and stability. For more players, we also provide existence and efficiency results, and use generalised fictitious play simulations to show when a pure equilibrium exists and what its efficiency is. We also prove mixed equilibria always exist and bound their efficiency. This facilitates reaching socially efficient equilibria.

Keywords: Shared effort games, Contribution threshold, Equilibrium, Price

*A preliminary version of this paper appears in Polevoy et al. (2014) as a conference publication.

*The corresponding author: M.M.deWeerd@tudelft.nl.

Email addresses: gpolevoy@mail.uni-paderborn.de (Gleb Polevoy), sttrajan@microsoft.com (Stojan Trajanovski), M.M.deWeerd@tudelft.nl (Mathijs de Weerd)

URL: <https://www.hni.uni-paderborn.de/alg/mitarbeiter/158866889309402/> (Gleb Polevoy), <https://tstojan.github.io/> (Stojan Trajanovski)

¹The research was started when Gleb Polevoy and Stojan Trajanovski were with Delft University of Technology.

1. Introduction

Many real-world situations include a group of players investing resources across multiple projects. The revenues of these projects are typically divided based on the investments. Examples of such situations include contributions to online communities Harper et al. (2007), Wikipedia Forte and Bruckman (2005), political campaigns Siegel (2009), paper co-authorship Kleinberg and Oren (2011), or social exchange networks Kleinberg and Tardos (2008). In the formal analyses of these type of games, it is often assumed that the obtained revenue from such projects is linear in the total contribution and is shared equally Roberson (2006); Kleinberg and Oren (2011); Bachrach et al. (2011). However, in most of the above examples, revenue is only shared among those who contribute at least a certain amount of *effort*. In this work we model this as a threshold on a player's contribution. In particular, we analyse the situation when the considered threshold is relative to the investments of the other players.

An example with a relative threshold of 1 is an all pay-auction. Another example is the Colonel Blotto game (see e.g. Roberson (2006)), where there are several battlefields over which each of the 2 players distributes her soldiers, and the winner at each battlefield is the one who has put more people there. A player's payoff is the number of projects (battlefields) where she has won, the value of each project being fixed. Thus, when our model is reduced to 2 players with a fixed value of each project, we obtain the Colonel Blotto competition, whereas we typically assume a project has a value that increases as a function of the total contribution, modelling constructive collaboration, rather than countenance. These examples are "highly thresholded" because only the player whose effort per project is maximum collects the complete revenue. The following example with a smaller threshold is used later to further illustrate the model.

Example 1. *Consider two collaborating scientists in a narrow research field. They can work on their papers alone or together. When they collaborate on a paper (a project), an author has to contribute at least 0.2 of the work of the other one, in order to be considered a co-author. The value of a paper, being the recognition, is equally divided among the authors. Author 1 has the time budget of 5 hours to work, and author 2 has 20 hours. The value of the first*

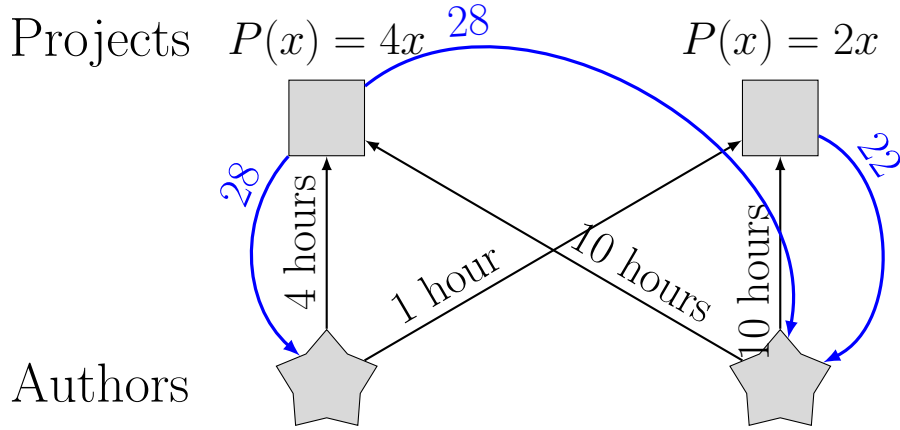


Figure 1: The co-authors invest what is shown in the arrows that go up, every project's value is defined as the P function of the total contribution, and it is equally shared among the contributors who contribute above the relative threshold of 0.2. The obtained shares are denoted by the arrows that go down.

paper is 4 times the total time the authors put in, while the less “hot” second paper rewards the contributors with a value of only twice the contributed time. This is illustrated in Figure 1. In the figure, the first paper receives the total contribution of $4+10 = 14$, creating the value of $4 \cdot 14 = 56$. Both contributors are authors, since $4 \geq 0.2 \cdot 10$, and the value is equally divided between them. The second paper receives $1 + 10 = 11$, and yields the value of $2 \cdot 11 = 22$. Here, only the contributor of 10 is an author, since $1 < 0.2 \cdot 10$, and he, thus, receives the whole value of 22. This is not a Nash equilibrium, since the second contributor would benefit from moving the 1 hour contribution to the first paper, increasing her share from the first paper by 2. On the other hand, if both authors invest all their time in paper 1, the situation is stable. Indeed, moving a part to paper 2 would benefit nobody, since the paper is twice less valuable than paper 1, so sharing the value of paper 1 is as good as contributing alone to paper 2. The social welfare in this equilibrium is maximum possible, since everyone contributes to the most valuable project. In general, we would like to find stable contributions, and whether they will be efficient for both authors, relatively to the maximum possible divisions of the authors' time budgets.

It is important to understand and predict the stable contribution strategies, and suggest the efficient ones in situations where players invest resources

in several projects and share the generated values. The classical stability model is the Nash equilibria, and the efficiency model of stable situations is the ratio of the least total utility of the players in an equilibrium to the optimum, called the price of anarchy (PoA) Koutsoupias and Papadimitriou (2009), and the ratio of the largest total utility in equilibrium to the optimal total utility, called the price of stability (PoS) Schulz and Moses (2003); Anshelevich et al. (2004). If the price of anarchy is close to 1, then all equilibria are good, and we may follow any equilibrium profile. If the price of anarchy is low, while the price of stability is high, then we have to regulate the play by suggesting the efficient equilibria, while if even the price of stability is low, the only way to make the play socially efficient is changing the game through subsidizing, etc.

This price of anarchy for shared effort games was bounded in Bachrach et al. (2011), but assuming that a player obtains at least $1/k$ th of her marginal contribution, which fails to hold in a positively thresholded model. Threshold was introduced in Polevoy et al. (2014), and pure equilibria for two players with close budgets and projects with linear utility functions were characterised. There is no analysis of the existence of Nash Equilibria (NE) and their efficiency in *general* linear shared effort games and nothing about mixed Nash equilibria is known. This paper aims to fill this gap by the following contributions:²

For 2 players, a complete constructive characterization of the existence of pure NE in Theorem 3, and exact values of the price of anarchy and stability.

For more players, Analysing the cases of 0 threshold and 1 threshold (Theorem 2), sufficiency results on existence of pure NE and efficiency bounds, and exploring this domain through simulation of fictitious play to find pure NE and their efficiency in 2-project multi-player games. This involves designing an $O(n \log n)$ best response algorithm for 2-project multi-player games and proving that for more projects, best-responding is NP-hard, even for the same project functions and 2 players.

²Relatively to Polevoy et al. (2014), we extend the theory also for budgets not within a threshold factor from each other, characterise the non-suppressed equilibria for threshold 1, substantially extend the simulations, and prove the existence of an NE in the mixed case, answering this natural question.

For any number of players, a proof of existence of mixed NE (it is an infinite game, so Nash’s Theorem Nash (1951) does not apply) and extending efficiency bounds to mixed equilibria.

After defining shared effort games in the next section, we first concentrate on pure strategies. We theoretically treat the existence and efficiency of NE for thresholds 0 and 1 and then for games with two players in Section 3. Afterwards, we study games with any number of players. Aiming to further investigate existence and efficiency of pure NE for more than 2 players, we employ fictitious play simulations in Section 4. Concretely, we define an Infinite-Strategy Fictitious Play and simulate it till and if it finds an equilibrium within some time. We check whether we have found an NE and if that is the case, what its efficiency is. Finally, we treat the mixed extension in Section 5, proving the existence of a mixed NE and showing some efficiency bounds of the pure case generalise to the mixed case. We conclude and discuss the future work in Section 7. When a proof is mostly technical, we provide its intuition in the body of the paper and defer the proof to Appendix A.

2. Model

To model investing effort in shared projects, we define *shared effort games*, extending the model by Bachrach et al. (2011) with thresholds. The games consist of players who contribute to project, and share the value the projects generates. Henceforth, we use the general term “value” instead of the monetary “revenue”. Formally, players $N = \{1, \dots, n\}$ contribute to projects Ω . Each player $i \in N$ can contribute to projects in Ω_i , where $\emptyset \subsetneq \Omega_i \subseteq \Omega$; the contribution of player i to project $\omega \in \Omega_i$ is denoted by $x_\omega^i \in \mathbb{R}_+$; for any $\omega \notin \Omega_i$, we write $x_\omega^i = 0$. Each player i has a budget $B_i > 0$, and the strategy space of player i (i.e., the set of her possible actions) is³ $S^i \triangleq \left\{ x^i = (x_\omega^i)_{\omega \in \Omega} \in \mathbb{R}_+^{|\Omega|} \mid \sum_{\omega \in \Omega_i} x_\omega^i \leq B_i, \omega \notin \Omega_i \Rightarrow x_\omega^i = 0 \right\}$. Assume w.l.o.g. that $B_n \geq \dots \geq B_2 \geq B_1 > 0$. Being an $|\Omega| - 1$ -dimensional simplex, this set is *compact* and *convex*. Denote the vector of all the contributions by $x = (x_\omega^i)_{\substack{i \in N \\ \omega \in \Omega}}$ and the strategies of all the players except i by x^{-i} .

To define the utilities, each project $\omega \in \Omega$ is associated with its linear (allows concentrating on the influence of interaction while modelling many

³We denote “defined as” by \triangleq .

“projects”, like research avenues, Wikipedia or environmental activism) *project function*, which determines its *value*, based on the total contribution $x_\omega \triangleq \sum_{i \in N} (x_\omega^i)$ that the project receives; formally, $P_\omega(x_\omega): \mathbb{R}_+ \rightarrow \mathbb{R}_+$, and $P_j(y) = \alpha_j y$. W.l.o.g., $\alpha_m \geq \alpha_{m-1} \geq \dots \geq \alpha_1 > 0$. We denote the number of projects with the largest coefficient of project functions by $k \in \mathbb{N}$, i.e. $\alpha_m = \alpha_{m-1} = \dots = \alpha_{m-k+1} > \alpha_{m-k} \geq \alpha_{m-k-1} \geq \dots \geq \alpha_1$. We call those k projects *steep*. The project’s value is distributed among the players in $N_\omega \triangleq \{i \in N \mid \omega \in \Omega_i\}$ according to the following rule. From each project $\omega \in \Omega_i$, each player i that contributes enough gets an equal share, denoted $\phi_\omega^i(x_\omega): \mathbb{R}_+ \rightarrow \mathbb{R}_+$. Such sharing is relevant to many applications where a minimum contribution is required to share the value, such as paper co-authorship and homeworks, and we study predominantly such games. For any $\theta \in [0, 1]$, define the players who get a share as those who bid at least a θ fraction of the maximum bid size to ω ,

$$N_\omega^\theta \triangleq \left\{ i \in N_\omega \mid x_\omega^i \geq \theta \cdot \max_{j \in N_\omega} x_\omega^j \right\}.$$

The θ -equal sharing mechanism equally divides the project’s value between all the users who contribute at least θ of the maximum bid to the project, as we now formally define.

Definition 1. *The θ -equal sharing mechanism, denoted by M_{eq}^θ , is*

$$\phi_\omega^i(x_\omega) \triangleq \begin{cases} \frac{P_\omega(x_\omega)}{|N_\omega^\theta|} & \text{if } i \in N_\omega^\theta, \\ 0 & \text{otherwise.} \end{cases}$$

The utility of a player $i \in N$ is defined to be

$$u^i(x) \triangleq \sum_{\omega \in \Omega_i} \phi_\omega^i(x_\omega).$$

The social welfare is defined as the total utility, i.e. $\text{SW}(x) \triangleq \sum_{i=1}^n u^i(x)$.

We assume linear project functions and θ -equal sharing unless explicitly said otherwise.

Reconsider the example from Section 1 to illustrate the above model.

Example 1 (Continued). *The scientists N invest in the papers (projects) Ω . Assume that a paper’s total value for the reputation of its authors is proportional to the total investment in the paper. That is, the project’s functions*

P_ω are linear. In order to be considered an author, a minimum threshold θ of the maximum contribution is required, and a paper's total contribution to the authors' reputation is equally divided between all its authors. This is a shared effort game with a threshold $\theta \in (0, 1)$ and equal sharing.

3. Pure Nash Equilibrium

We begin with general results on equilibria in shared effort games. Then, we completely characterise the existence and efficiency of Nash equilibria for two players, following with existence and efficiency results for any number of players. We study pure NE in this section, which are natural to play, since a pure shared effort game already has uncountably infinite strategy spaces and non-continuous utilities.

Without a threshold ($\theta = 0$), or when $\theta = 1$, things would be simple, as we now describe.

Theorem 1. *A game with M_{eq}^0 admits a potential function, a pure NE exists and $PoA = PoS = 1$.*

Proof. The strategy space of player i is S^i , and denote $S \triangleq S^1 \times \dots \times S^n$. Define $P: S \rightarrow \mathbb{R}$ by $P(x) \triangleq \sum_{\omega \in \Omega} \frac{P_\omega(x_\omega)}{|N_\omega|}$. This is a potential function, because it is equal to the utility of any player up to the terms from the projects out of Ω_i , which are constant with respect to the player's actions, and therefore, when player i changes her strategy, her utility changes exactly as the potential does.

The game possesses a pure NE, whenever the potential function attains its maximum. As the linear project functions are continuous and the spaces are non-empty compact, being simplexes, so the potential function always attains its maximum (see Lemma 4.3 in Monderer and Shapley (1996b)).

Moreover, a profile is an NE if and only if all the players arbitrarily divide their budgets between the most valuable projects. Therefore, being an NE is equivalent to maximizing the social welfare, implying $PoA = PoS = 1$. \square

To characterise existence and efficiency of NE in other cases, we need some definitions. Given a strategy profile, we call a project that receives no contribution a *vacant* project. We define players that do not obtain a share from a given project as *dominated* at that project. We call them *suppressed* if they also contribute to that project. Formally,

Definition 2. The dominated players at a project ω are $D_\omega \triangleq N_\omega \setminus N_\omega^\theta$, and the suppressed players at a project ω are $S_\omega \triangleq \{i \in N_\omega : x_\omega^i > 0\} \setminus N_\omega^\theta$. If a player is dominated/suppressed at all the projects where he contributes, we simply call him dominated/suppressed.

In an NE, a player is suppressed at a project if and only if it is suppressed at all the projects where it contributes. This holds since if a player is suppressed at project p but it also contributes to project $q \neq p$ and is not suppressed there, then it would like to move its contribution from p to project q .

Consider distinct projects functions $\alpha_{m=m_1} > \alpha_{m_2} > \alpha_{m_3} > \dots > \alpha_{1=m_l}$, denoting $m_1 = m$ and $m_l = 1$, where $l \geq 1$ is the number of distinct project functions. We choose m_j as an arbitrary j' such that $\alpha_{j'} = \alpha_{m_j}$. For each $j \in \{1, 2, \dots, l\}$, we call every project ω with $\alpha_\omega = \alpha_{m_j}$ a j -level project. In the same spirit, consider distinct budgets $B_{n=n_1} > B_{n_2} > B_{n_3} > \dots > B_{1=n_p}$, denoting $n_1 = n$ and $n_p = 1$, $p \geq 1$ being the number of distinct budgets. We choose n_i as an arbitrary i' such that $\alpha_{i'} = \alpha_{n_i}$. For each $q \in \{1, 2, \dots, p\}$, call every player i with $B_i = B_{n_q}$ a q -level player, and call B_i the q -level budget. Thus, given a level, one can talk about projects and budgets on that level.

For each level $j \in \{1, 2, \dots, l\}$, let r_j be the number of projects of level j , namely $r_j \triangleq |\{\omega \in \Omega : \alpha_\omega = \alpha_{m_j}\}|$. Similarly, for each level $j \in \{1, 2, \dots, p\}$, let s_j be the number of players of level j , namely $s_j \triangleq |\{i \in N : B_i = B_{n_j}\}|$. We are now ready to characterise all the equilibria without suppressed players for threshold $\theta = 1$.

Theorem 2. A game with M_{eq}^1 possesses NE where nobody is suppressed if and only if all the following conditions hold:

1. The number of distinct project functions l is at least the number of distinct budgets p , namely $l \geq p$.
2. For each level $j \in \{1, 2, \dots, p-1\}$, there either exists a single j -level budget such that $B_{n_j} > r_j B_{n_{j+1}}$, or there exist at least r_j budgets of level j .
3. For each level $j \in \{1, 2, \dots, p-1\}$ and level $d \in \{j+1, j+2, \dots, p\}$, $\alpha_{m_j} \geq (1 + \lceil s_d/r_d \rceil) \alpha_{m_d}$.

Proof. In one direction, we assume the existence of $x \in \text{NE}$ where no player is suppressed and prove that all the conditions above hold. The key observation is that since exactly the maximum contributors equally share the project's value, contributing to a project yields the same value, regardless how many others contribute there too, if nobody is suppressed. Therefore, in an equilibrium without suppression, everyone contributes only to the most profitable project, where that is not suppressed. Thus, all the 1-level budgets go to the 1-level projects. The 2-level budgets would be suppressed if they went where a 1-level budget is, violating the assumption of not being suppressed, and otherwise such a suppression would be a profitable deviation for any 1-level player, violating the equilibrium assumption, so they all go to the 2-level projects. Inductively, j -level projects contribute all to j -level projects. Therefore, $l \geq p$, yielding condition 1.

Next, consider any level $j \in \{1, 2, \dots, p-1\}$. If there exists just one j -level budget B_{n_j} , then the only way to render the deviation of any $j+1$ -level to a j -level project non-profitable is to have more than $B_{n_{j+1}}$ contributed to every j -level project, implying $B_{n_j} > r_j B_{n_{j+1}}$. On the other hand, if there are multiple j -level budgets, then no splitting of these budgets is possible, to avoid a suppression from another j -level budget being a profitable deviation. Thus, the only way to render the deviation of any $j+1$ -level to a j -level project non-profitable is to have a full j -level budget contribute to every j -level project. This implies condition 2.

Finally, consider again any level $j \in \{1, 2, \dots, p-1\}$ and any greater level $d \in \{j+1, j+2, \dots, p\}$. At the d level, at least one project obtains at least $\lceil s_d/r_d \rceil$ contributions from d -level players. Therefore, making the suppression of the total d -level contribution to a d -level project by a j -level player being non-profitable requires $\alpha_{m_j} x \geq \alpha_{m_d} (x + \lceil s_d/r_d \rceil B_{n_d})$, $\forall x \in (B_{n_d}, B_{n_j})$, namely $\alpha_{m_j} \geq (1 + \lceil s_d/r_d \rceil) \alpha_{m_d}$, implying condition 3.

Conversely, we now assume all the conditions above and demonstrate an equilibrium profile without suppressed players. For each level $j \in \{1, \dots, p\}$, let all the players of level j contribute all their budgets to the projects of level j . There exist enough project levels because of condition 1. If there exists a single such player, she should equally split her budget among all the j -level projects. If multiple such players exist, they should not split their respective budgets, and every j -level project should receive at least one such player's contribution, which is possible, because of condition 2. No project of level d should have more than $\lceil s_d/r_d \rceil$ players contribute there. Intuitively, this means balancedness.

We now prove that the defined profile is an equilibrium without suppression. Suppression does not exist, since a player contributes to the same project only together with equally sized contributions.

As for the non-existence of profitable deviations, consider the possible deviations. Contributing to a more profitable project (a smaller level) would result in suppression, because every project of level j receives a contribution greater than $B_{n_{j+1}}$. Contributing to another project on the same level would either result in suppression if contributing less than the full budget with a full budget contribution, or yield the same utility. Last, contributing to a least profitable (higher level) project is non-profitable because of condition 3, and since no project of level d has more than $\lceil s_d/r_d \rceil$ players contribute there. This implies the profile is an NE. \square

Next, we use the structural insights from the previous theorem to analyse the efficiency of equilibria for $\theta = 1$.

Proposition 1. *If a game with M_{eq}^1 possesses NE where nobody is suppressed, then the social welfare of any such NE is $\sum_{q=p} \alpha_{m_q} B_{n_q}$, whereas the social optimal is $\alpha_{m_1} \sum_{q=p} B_{n_q}$.*

Proof. As we showed in the proof of Theorem 2, in any such equilibrium, all the players of level j contribute everything to the projects of the level j . This implies the statement. \square

All Nash equilibria are invariant to multiplication.

Proposition 2. *Consider a game with project functions $P_j(x) = \alpha_j \cdot x$. If profile $x = (x^1, \dots, x^n)$ is an NE, then the following hold:*

Multiplying projects: *x is also an equilibrium in the game obtained by multiplying all the project coefficients by some positive p .*

Multiplying budgets and profile: *$p \cdot x$ is an NE in the game obtained by multiplying all the budgets by some positive p .*

Proof. The invariance to multiplying the projects stems from the fact that multiplying all the project coefficients by p multiplies all the utilities by p . Since this happens to all the utilities, the same relations keep holding between the various strategy profiles, and thus, the same NE remain.

We prove the second part by contradiction. If $p \cdot x$ is not an NE, then there exists a unilateral profitable deviation by player i . Denote the profile after such a deviation by x' . Then, $1/p \cdot x'$ is a legal profile in the original game,

and it is a unilateral deviation from profile x by player i . This deviation is profitable to i , since the original deviation is profitable and all the utilities are multiplied by multiplying the profile. This contradicts the assumption that x is an NE of the original game. \square

Having dealt with $\theta = 0$ and $\theta = 1$, we may assume $\theta \in (0, 1)$. We first assume 2 players, i.e., $n = 2$, and completely characterise this case. We introduce Lemmas 1, 2, and 3, before characterizing the existence of NE. These lemmas describe what must hold in any NE. Their proofs appear in the appendix.

Lemma 1. *Consider an equal θ -sharing game with two players with $0 < \theta < 1$. Then the following hold in any NE.*

1. *At least one player contributes to a steep project.*
2. *Suppose that a non-suppressed player, contributing to a steep project, contributes to a non-steep project as well. Then, it contributes either alone or precisely the least amount it should contribute to achieve a portion in the project's value.*

The following lemma treats budgets that are close to each other.

Lemma 2. *Consider an equal θ -sharing game with two players with $0 < \theta < 1$. If $B_1 \geq \theta B_2$, the following hold in any NE.*

1. *Each player contributes to every steep project.*
2. *A non-steep project receives the contribution of at most one player.*

We need another definition.

Definition 3. *A 2-step project is a most valuable non-steep project.*

The following lemma treats budgets that are far from each other.

Lemma 3. *Consider an equal θ -sharing game with two players with $0 < \theta < 1$. If $B_1 < \theta B_2$, then the following hold in any NE where no player is suppressed.*

1. *Player 1 contributes only to non-steep projects.*

2. Each player receives a (strictly) positive utility, unless all projects are the same.⁴
3. Player 2 contributes alone to every steep project, and perhaps to a non-steep project together with i , the threshold amount.
4. The projects that are non-steep and also non-2-steep receive zero contribution.
5. If player 2 contributes to a 2-steep project, then there exists only a single 2-steep project.

We are finally ready to characterise the existence of an NE for two players.

Remark 1. From now on in this section we assume that Ω_i includes all the steep projects, for each player $i \in N$, that is $\{m, m-1, \dots, m-k+1\} \subseteq \Omega_i, \forall i \in N$.

Theorem 3. Consider an equal θ -sharing game with two players with budgets B_1, B_2 . W.l.o.g., $B_2 \geq B_1$. Assume $0 < \theta < 1$, and project functions $P_j(x) = \alpha_j \cdot x$ with coefficients $\alpha_m = \alpha_{m-1} = \dots = \alpha_{m-k+1} > \alpha_{m-k} \geq \alpha_{m-k-1} \geq \dots \geq \alpha_1$ (ordered w.l.o.g.). A pure NE exists if and only if one of the following holds.⁵

1. $B_1 \geq \theta B_2$ and the following both hold.

- (a) $\frac{1}{2}\alpha_m \geq \alpha_{m-k}$,
- (b) $B_1 \geq k\theta B_2$;

2. $B_1 < \theta B_2$ and also at least one of the following holds.

- (a) $B_1 < \frac{\theta B_2}{k}$ and $\frac{\alpha_{m-k}}{\alpha_m} \leq \min \left\{ \frac{1}{1+\theta}, \frac{2\theta}{1+\theta} \right\}$,
- (b) $B_1 < \frac{\theta B_2}{k+\theta^2}$ and $\alpha_{m-k} \geq 2\alpha_{m-k-1}$ and $\frac{2\theta}{1+\theta} \leq \frac{\alpha_{m-k}}{\alpha_m} \leq \frac{2(1-\theta)}{2-\theta}$ and $m-k$ is the only 2-steep project,

⁴That is, unless $k = m$.

⁵If α_{m-k-1} (and) or α_{m-k} does not exist, consider the containing condition to be vacuously true.

(c) $B_1 < \frac{\theta}{|\Omega|} B_2$ and all the project functions are equal, i.e. $\alpha_m = \alpha_1$.

The idea of the proof is as follows. To show existence of an equilibrium under the assumptions of the theorem, we provide a strategy profile and prove that no unilateral deviation is profitable. We show the other direction by assuming that a given profile is an NE and deriving the asserted conditions, employing Lemmas 1, 2 and 3 that describe what holds in an equilibrium.

We prepend the proof of the theorem with the following technical lemma.

Lemma 4. *Consider an equal θ -sharing game with two players with budgets B_1, B_2 . W.l.o.g., $B_2 \geq B_1$. Assume $0 < \theta < 1$, and project functions $P_j(x) = \alpha_j \cdot x$ with coefficients $\alpha_m = \alpha_{m-1} = \dots = \alpha_{m-k+1} > \alpha_{m-k} \geq \alpha_{m-k-1} \geq \dots \geq \alpha_1$ (ordered w.l.o.g.). Assume that no player is suppressed anywhere, and player j does not contribute to a non-steep project p . Consider player $i \neq j$.*

Then, the following hold.

1. *If $\frac{1}{2}\alpha_m \geq \alpha_p$, then it is not profitable for i to move any budget $\delta > 0$ from any subset of the steep projects to p (or to a set of such projects).*
2. *If $\frac{1}{2}\alpha_m > \alpha_p$, then it is (strictly) profitable for i to move any budget $\delta > 0$ from p to any subset of the steep projects. If j is suppressed after such a move, then requiring $\frac{1}{2}\alpha_m \geq \alpha_p$ is enough.*
3. *If $\frac{1}{2}\alpha_m < \alpha_p$ and it is possible to move $\delta > 0$ from any subset of the steep projects to p , such that i received and still receives half of the value of these steep projects, then it is (strictly) profitable for i .*

We are set to prove the theorem.

Proof. (\Rightarrow) We prove the existence of NE under the conditions of the theorem. We begin with case 1, supposing that $B_1 \geq k\theta B_2$ and $\frac{1}{2}\alpha_{m-k+1} \geq \alpha_{m-k}$. Let both players allocate $1/k\theta$ of their respective budgets to each of the steep projects. We prove here that this is an NE. This profile provides each player with $k \cdot \frac{1}{2}\alpha_m \cdot \frac{B_1+B_2}{k} = \frac{1}{2}\alpha_m \cdot (B_1 + B_2)$. For any player i , moving $\delta > 0$ to some non-steep projects is not profitable, according to part 1 of Lemma 4. Another possible deviation is reallocating budget among the steep projects. Since $B_1 \geq k\theta B_2$, we conclude that $B_2 \leq \frac{B_1}{k\theta}$, so 2 is not able to suppress 1 (and the other way around is clearly impossible, even more so) and

therefore, merely reallocating among the steep projects will not increase the utility. The only deviation that remains to be considered is simultaneously allocating $\delta > 0$ to some non-steep projects and reallocating the rest of the budget among the steep ones. Any such potentially profitable deviation can be looked at as two consecutive deviations: first allocating $\delta > 0$ to some non-steep projects, and then reallocating the rest of the budget among the steep ones. Part 1 of Lemma 4 shows that bringing back all $\delta > 0$ from non-steep projects to the steep ones, without getting suppressed anywhere (which is possible since $B_1 \geq \theta B_2$) will bear a non-negative profit. Therefore, we can ignore the last form of deviations. Therefore, this is an NE.

We now move to handle case 2. Case 2a: suppose that $B_1 < \frac{\theta B_2}{k}$ and $\frac{\alpha_{m-k}}{\alpha_m} \leq \min \left\{ \frac{1}{1+\theta}, \frac{2\theta}{1+\theta} \right\}$. Let player 1 invest all its budget in $m-k$, and let 2 invest $\frac{B_2}{k}$ in each steep project. We prove this is an NE. The only possibly profitable deviation for player 1 is to invest in steep projects. However, since $B_1 < \frac{\theta B_2}{k}$, player 1 would obtain nothing from the steep projects. Also player 2 would not gain from a deviation, because first, from our assumption,

$$\frac{\alpha_{m-k}}{\alpha_m} \leq \frac{1}{\theta+1} \iff \alpha_m(B_1/\theta) \geq \alpha_{m-k}(B_1(1+1/\theta)),$$

and therefore, player 2 would not profit from suppressing player 1 at project $m-k$. Second, according to our assumption,

$$\frac{\alpha_{m-k}}{\alpha_m} \leq \frac{2\theta}{\theta+1} \iff \alpha_m(\theta B_1) \geq \frac{\alpha_{m-k}((1+\theta)B_1)}{2},$$

and therefore, player 2 would not profit from getting a half of the value of project $m-k$. Thus, no deviation is profitable. Therefore this is an NE.

Case 2b: suppose that $B_1 < \frac{\theta B_2}{k+\theta^2}$ and $\alpha_{m-k} \geq 2\alpha_{m-k-1}$ and $\frac{2\theta}{1+\theta} \leq \frac{\alpha_{m-k}}{\alpha_m} \leq \frac{2(1-\theta)}{2-\theta}$ and $m-k$ is the only 2-step project. Let player 1 invest all its budget in $m-k$, and let 2 invest θB_1 in $m-k$ and $\frac{B_2-\theta B_1}{k}$ in each steep project. We prove that this is an NE. The possibly profitable deviations for player 1 is to invest in steep projects or in project $m-k-1$. Here, we show them to be non profitable. First, since $B_1 < \frac{\theta B_2}{k+\theta^2} \iff B_1 < \theta \frac{B_2-\theta B_1}{k}$, there is no profit for 1 from investing in a steep project. Second, according to our assumption,

$$\begin{aligned} \alpha_{m-k} &\geq 2\alpha_{m-k-1} \\ \iff \frac{\alpha_{m-k}(B_1(1+\theta))}{2} &\geq \frac{\alpha_{m-k}(B_1(\theta^2+\theta))}{2} + \alpha_{m-k-1}(B_1(1-\theta^2)), \end{aligned}$$

and therefore, player 1 would not profit from investing in $m - k - 1$. Next, we show that also player 2 does not have incentives to deviate. Since contributing to the non-2-step projects would not increase 2's utility, and since the way how the contribution is divided between the steep projects does not influence the utility, the possible deviations to increase player 2's utility are transferring budget from the steep projects to $m - k$ or the other way around. We show now that they are not profitable. First, by our assumption,

$$\begin{aligned} \frac{\alpha_{m-k}}{\alpha_m} &\leq \frac{2(1-\theta)}{2-\theta} \\ \iff \alpha_m(B_1/\theta - \theta B_1) + \frac{\alpha_{m-k}(B_1(1+\theta))}{2} &\geq \alpha_{m-k}(B_1(1+1/\theta)), \end{aligned}$$

and therefore, player 2 would not profit from suppressing 1 on project $m - k$. Second, according to our assumption,

$$\frac{\alpha_{m-k}}{\alpha_m} \geq \frac{2\theta}{1+\theta} \iff \frac{\alpha_{m-k}(B_1(1+\theta))}{2} \geq \alpha_m(\theta B_1),$$

and therefore, player 2 would not profit from moving θB_1 from $m - k$ to a steep project. Thus, no deviation is profitable. Therefore this is an NE.

Case 2c: suppose that $B_1 < \frac{\theta}{|\Omega|} B_2$ and all the project functions are equal. Then, player 2 investing $\frac{B_2}{|\Omega|}$ in every project, and player 1 using any strategy is an NE. To see this, notice that player 2 obtains $\alpha_m(B_2 + \sum_{\omega \in \Omega} x_\omega^1)$, that is the maximum possible utility. Player 1 will be suppressed in any attempt to invest, and therefore has no incentive to deviate. Therefore this is an NE.

(\Leftarrow) We show the other direction now. We assume that a given profile is an NE and derive the conditions of the theorem. We first suppose that $B_1 \geq \theta B_2$ and we shall derive that the conditions of 1 hold.

Since $B_1 \geq \theta B_2$, then according to Lemma 2, each player contributes to every steep project. Suppose to the contrary that $\frac{1}{2}\alpha_{m-k+1} < \alpha_{m-k}$. Let i be a player who contributes to m more than its threshold there, and let j be the other player. Then, by part 3 of Lemma 4, all non-steep projects with coefficients larger than $0.5\alpha_m$ must get a positive contribution from j , for otherwise i would profit by transferring there part of its budget from m . Therefore, the non-steep projects with coefficients larger than $0.5\alpha_m$ receive no contribution from i , according to Lemma 2.

Therefore, at all the steep projects, player j contributes exactly its threshold value, while i contributes above it. Also, i contributes nothing to any

non-steep project: we have shown this for the non-steep projects with coefficients larger than $0.5\alpha_m$, now we show it for the rest. If i contributed to a non-steep project with coefficient at most $0.5\alpha_m$, he would benefit from deviating to a steep one, by part 2 of Lemma 4 (when the coefficient is exactly $0.5\alpha_m$, we use the fact that j would be suppressed by such a deviation).

We assume that $B_1 \geq \theta B_2$, and thus, for any $i \neq j$ we have

$$\theta B_j \leq B_i \iff B_j - \theta B_i \leq \frac{B_i}{\theta} - \theta B_i \iff B_j - \theta B_i \leq \frac{B_i - \theta^2 B_i}{\theta}.$$

Thus, a non-steep project with coefficients larger than $0.5\alpha_m$ receives from j at most $\frac{B_i - \theta^2 B_i}{\theta}$, and since i can transfer to that project $B_i - \theta^2 B_i$ without losing a share at the steep projects, i can transfer exactly θ -share of j 's contribution there and profit thereby, by part 3 of Lemma 4 (that lemma assumes j does not contribute to those non-steep projects, but contributing exactly the threshold to such a project is not worse than alone). This profitable deviation contradicts our assumption and we conclude that $\frac{1}{2}\alpha_m \geq \alpha_{m-k}$.

It is left to prove that $B_1 \geq k\theta B_2$. Part 2 of Lemma 4 implies there are no contributions to non-steep projects, since they would render the deviation to the steep projects profitable, unless $\frac{1}{2}\alpha_{m-k+1} = \alpha_{m-k}$, in which case a 2-steep project can get a positive investment from one player. Thus, the players' utility is at most the same as when each steep project obtains contributions from both players, and other projects receive nothing. Thus, each player's utility is at most $k \cdot (\alpha_m/2) \left(\frac{B_1+B_2}{k}\right) = (\alpha_m/2)(B_1 + B_2)$. If 2 could deviate to contribute all B_2 to a steep project while suppressing 1 there, player 2 would obtain $\alpha_m(B_2 + y)$, for some $y > 0$. This is always profitable, since

$$B_2 \geq B_1 \Rightarrow B_2 + 2y > B_1 \iff \alpha_m(B_2 + y) > (\alpha_m/2)(B_1 + B_2).$$

Thus, since we are in an NE, 2 may not be able to suppress i and therefore $B_2 \leq \frac{B_1}{k} \frac{1}{\theta} \Rightarrow B_1 \geq k\theta B_2$. Thus, we have proved that Conditions 1 hold.

Suppose that $B_1 < \theta B_2$ and we shall derive that Conditions 2 hold.

We exhaust all the possibilities for an NE, namely: 1 is suppressed, 1 is not suppressed and player 2 does not contribute to non-steep projects, and 1 is not suppressed and player 2 contributes to non-steep projects. We show that each of this options entails at least one of the sub-conditions of 2.

First, assume 1 is suppressed.⁶ Then, 2 invests more than B_1/θ at each project. Therefore, $B_1 < \frac{\theta}{|\Omega|} B_2$. If not all the projects were steep, then 2

⁶See definition 2.

would profitably transfer some amount to a steep project from the non-steep ones, while still dominating 1 everywhere. This deviation would contradict the profile being an NE. Therefore, all the projects are steep and condition 2c holds.

Assume now that no player is suppressed. Therefore, according to Lemma 3, player 1 contributes only to the 2-steep projects, and player 2 contributes to all the steep ones, and perhaps to a 2-steep one as well.

First, we assume that player 2 does not contribute to non-steep projects and show that it entails condition 2a. Next, we assume that 2 does contribute to non-steep projects and show that this entails condition 2b.

First, assume that player 2 does not contribute to non-steep projects. Since player 1 does not prefer to deviate by contributing exactly the threshold to a steep project, $B_1 < \theta \frac{B_2}{k}$ is true. In an NE, player 2 would not profit from suppressing player 1 at a 2-steep project, and therefore

$$\alpha_m(B_1/\theta) \geq \alpha_{m-k}(B_1(1 + 1/\theta)) \iff \frac{\alpha_{m-k}}{\alpha_m} \leq \frac{1}{\theta + 1}.$$

In addition, in an NE, player 2 would not profit from contributing exactly the threshold at a 2-steep project, and therefore

$$\alpha_m(\theta B_1) \geq \frac{\alpha_{m-k}(1 + \theta)B_1}{2} \iff \frac{\alpha_{m-k}}{\alpha_m} \leq \frac{2\theta}{1 + \theta}.$$

Thus, we have proved that condition 2a holds.

Assume now player 2 contributes to non-steep projects. By Lemma 3, $m - k$ is the single 2-steep project where player 1 contributes all B_1 , while player 2 contributes θB_1 there, and he splits the rest of his budget between all the steep projects, yielding a positive contribution to each such project.

Assume that a steep project receives $y > 0$ (from player 2, of course). If player 1 could achieve the threshold θy , it would deviate, for the following reasons. We have $\alpha_m(B_1 + y)/2 > \alpha_{m-k}(B_1 + \theta B_1)/2$, unless, perhaps, if $y < \theta B_1$. In such a case, however, 1 can suppress player 2 and obtain $\alpha_m(B_1 + y)$, which is larger than $\alpha_{m-k}(B_1(1 + \theta))/2$. Consequently, from the profile being an NE, we conclude that 1 is not able to achieve the threshold θy , and therefore

$$B_1 < \theta \frac{B_2 - \theta B_1}{k} \iff B_1 < \frac{\theta B_2}{k + \theta^2}.$$

In addition, since player 1 does not prefer to contribute to $m - k$ only the threshold $\theta^2 B_1$ and move the rest to $m - k - 1$, it must hold that

$$\begin{aligned} \frac{\alpha_{m-k}(B_1(1+\theta))}{2} &\geq \frac{\alpha_{m-k}(B_1(\theta^2+\theta))}{2} + \alpha_{m-k-1}(B_1(1-\theta^2)) \\ \iff \alpha_{m-k} &\geq 2\alpha_{m-k-1}. \end{aligned}$$

Since player 2 does not want to suppress 1 at $m - k$, we conclude that

$$\begin{aligned} \alpha_m((B_1)/\theta - \theta B_1) + \frac{\alpha_{m-k}(B_1(1+\theta))}{2} &\geq \alpha_{m-k}(B_1(1+1/\theta)) \\ \iff \frac{\alpha_{m-k}}{\alpha_m} &\leq \frac{2(1-\theta)}{2-\theta}. \end{aligned}$$

Finally, since player 2 does not prefer moving θB_1 to a steep project over leaving it at $m - k$, it holds that

$$\frac{\alpha_{m-k}(B_1(1+\theta))}{2} \geq \alpha_m(\theta B_1) \iff \frac{\alpha_{m-k}}{\alpha_m} \geq \frac{2\theta}{1+\theta}.$$

Therefore, condition 2b holds. To conclude, at least one of the sub-conditions of 2 holds, finalizing the proof of the other direction of the theorem. \square

Consider some structural insights from the proof of Theorem 3. When the ratio between the budgets is small, namely $B_1 \geq \theta B_2$, both players can be in equilibrium by equally investing in every steep project. When the budgets are further apart, the level-2 player has to invest in a level-2 project, while the level-1 player divides her budget equally between the steep projects. This fits the case of $\theta = 1$, analysed in Theorem 2, where the players of each level spread their budgets approximately evenly among the projects of the corresponding level. If the budgets are even further apart and the level-2 projects are a bit more profitable than in the former case, then the level-1 player can obtain her part of the level-2 project, while spreading the rest of her budget evenly among the steep projects. Finally, if the level-1 budget allows complete domination, then level-1 player can spread her budget evenly, thereby guaranteeing an equilibrium. Thus, there is a tendency to spread budgets in an even manner, though the players with larger budgets often “push” the other players from the more profitable projects. Budgets serve as keys to the more profitable projects.

We conclude that besides the equilibria with $\alpha_m = \alpha_{m-k}$, there exists an NE if and only if α_{m-k} is at most a constant fraction of α_m .

Corollary 1. *Assume the conditions of Theorem 3 and that there exist two projects. Then, once all the parameters besides α_{m-k} and α_m are set and all the conditions involving the budgets are fulfilled, there exists a $C > 0$, such that an NE exists if and only if $\frac{\alpha_{m-k}}{\alpha_m} \leq C$, and, perhaps, if and only if $\frac{\alpha_{m-k}}{\alpha_m} = 1$.*

Proof. First, for 2 projects, the condition involving α_{m-k-1} in 2b is vacuously true.

Consider the bounds on the possible values of $\frac{\alpha_{m-k}}{\alpha_m}$ such that at least one NE exists, besides case 2c. From Theorem 3, the only way that this corollary could be wrong would require the upper bound on $\frac{\alpha_{m-k}}{\alpha_m}$ from 2a to be strictly smaller than the lower bound from 2b, while the two bounds on $\frac{\alpha_{m-k}}{\alpha_m}$ from 2b gave a non-empty segment. These conditions mean that both $\frac{1}{1+\theta} < \frac{2\theta}{1+\theta}$ and $\frac{2\theta}{1+\theta} \leq \frac{2(1-\theta)}{2-\theta}$ should hold. The first inequality means $\theta > 0.5$, while the second one means $\theta \leq 0.5$. Since these conditions cannot hold simultaneously, the corollary is never wrong. \square

The sufficiency conditions 1 and 2c extend for a general n as follows.

Theorem 4. *Consider an equal θ -sharing game with $n \geq 2$ players with budgets $B_n \geq \dots \geq B_2 \geq B_1$ (the order is w.l.o.g.), $0 < \theta < 1$, and project functions $P_j(x) = \alpha_j \cdot x$ with coefficients $\alpha_m = \alpha_{m-1} = \dots = \alpha_{m-k+1} > \alpha_{m-k} \geq \alpha_{m-k-1} \geq \dots \geq \alpha_1$ (the order is w.l.o.g.).*

This game has a pure strategy NE if one of the following holds.⁷

1. $B_{n-1} \geq \theta B_n$ and the following both hold.

(a) $\frac{1}{n}\alpha_m \geq \alpha_{m-k}$,

(b) $B_1 \geq k\theta B_n$;

2. $B_{n-1} < \theta B_n$ and also the following holds.

(a) $B_{n-1} < \frac{\theta}{|\Omega|} B_n$ and all the project functions are equal, i.e. $\alpha_m = \alpha_1$.

⁷If α_{m-k} does not exist, consider the containing condition to be vacuously true.

Proof. It is analogous to the proof for $n = 2$, noticing the following. In case 1, everyone equally divides her budget among all the steep projects. In case 2, player n dominates everyone else. \square

In order to facilitate decisions, it is important to analyse the efficiency of the various Nash Equilibria. We aim to find the famous price of anarchy (PoA), which is the ratio of a worst NE's efficiency to the optimum possible one, and the price of stability (PoS), which is the ratio of a best NE's efficiency to the optimum possible one. We first completely handle two players.

Theorem 5. *Consider an equal θ -sharing game with two players with budgets B_1, B_2 . W.l.o.g., $B_2 \geq B_1$. Assume $0 < \theta < 1$, and project functions $P_j(x) = \alpha_j \cdot x$ with coefficients $\alpha_m = \alpha_{m-1} = \dots = \alpha_{m-k+1} > \alpha_{m-k} \geq \alpha_{m-k-1} \geq \dots \geq \alpha_1$ (the order is w.l.o.g.).⁸*

1. Assume that $B_1 \geq \theta B_2$ and the following both hold.

- (a) $\frac{1}{2}\alpha_m \geq \alpha_{m-k}$,
- (b) $B_1 \geq k\theta B_2$;

Then, there exists a pure strategy NE and there holds: $\text{PoS} = \text{PoA} = 1$.

2. Assume that $B_1 < \theta B_2$ and also at least one of the following holds.

- (a) $B_1 < \frac{\theta B_2}{k}$ and $\frac{\alpha_{m-k}}{\alpha_m} \leq \min \left\{ \frac{1}{1+\theta}, \frac{2\theta}{1+\theta} \right\}$.

Then, there exists a pure strategy NE and the following holds.

$\text{PoS} = \frac{\alpha_m B_2 + \alpha_{m-k} B_1}{\alpha_m (B_1 + B_2)}$. If the case 2b holds as well, then $\text{PoA} = \frac{\alpha_m (B_2 - \theta B_1) + \alpha_{m-k} (B_1 (1 + \theta))}{\alpha_m (B_1 + B_2)}$; otherwise, $\text{PoA} = \text{PoS}$.

- (b) $B_1 < \frac{\theta B_2}{k + \theta^2}$ and $\alpha_{m-k} \geq 2\alpha_{m-k-1}$ and $\frac{2\theta}{1+\theta} \leq \frac{\alpha_{m-k}}{\alpha_m} \leq \frac{2(1-\theta)}{2-\theta}$ and $m - k$ is the only 2-steep project.

Then, there exists a pure strategy NE and the following holds.

If the case 2a holds as well, then $\text{PoS} = \frac{\alpha_m B_2 + \alpha_{m-k} B_1}{\alpha_m (B_1 + B_2)}$; otherwise, $\text{PoS} = \frac{\alpha_m (B_2 - \theta B_1) + \alpha_{m-k} (B_1 (1 + \theta))}{\alpha_m (B_1 + B_2)}$. In any case, $\text{PoA} = \frac{\alpha_m (B_2 - \theta B_1) + \alpha_{m-k} (B_1 (1 + \theta))}{\alpha_m (B_1 + B_2)}$.

- (c) $B_1 < \frac{\theta}{|\Omega|} B_2$ and all the project functions are equal, i.e. $\alpha_m = \alpha_1$.

Then, there exist pure NE and $\text{PoS} = 1, \text{PoA} = \frac{B_2}{B_1 + B_2}$.

⁸If α_{m-k} does not exist, consider the containing condition to be vacuously true.

We derive the exact lower bound (infimum) and the maximum of the price of anarchy and stability.

Corollary 2. *Consider an equal θ -sharing game with two players with budgets B_1, B_2 . W.l.o.g., $B_2 \geq B_1$. Assume $0 < \theta < 1$, and project functions $P_j(x) = \alpha_j \cdot x$ with coefficients $\alpha_m = \alpha_{m-1} = \dots = \alpha_{m-k+1} > \alpha_{m-k} \geq \alpha_{m-k-1} \geq \dots \geq \alpha_1$ (the order is w.l.o.g.).⁹ Then, the infimum of PoS over all the cases is $\frac{k}{k+\theta} (> 0.5)$, and the maximum is 1. The same holds for PoA.*

We next prove some efficiency results for a general $n \geq 2$.

Theorem 6. *Consider an equal θ -sharing game with $n \geq 2$ players with budgets $B_n \geq \dots \geq B_2 \geq B_1$, $0 < \theta < 1$ (the order is w.l.o.g.), and project functions $P_j(x) = \alpha_j \cdot x$ with coefficients $\alpha_m = \alpha_{m-1} = \dots = \alpha_{m-k+1} > \alpha_{m-k} \geq \alpha_{m-k-1} \geq \dots \geq \alpha_1$ (the order is w.l.o.g.).¹⁰*

1. Assume that $B_{n-1} \geq \theta B_n$ and the following both hold.

- (a) $\frac{1}{n}\alpha_m \geq \alpha_{m-k}$,
- (b) $B_1 \geq k\theta B_n$;

Then, there exist pure NE and $\text{PoS} = 1$, $\text{PoA} \geq \frac{(1+(n-1)\theta)(B_{n-1}+B_n)}{n(\sum_{i \in \{1,2,\dots,n\}} B_i)}$.

2. Assume that $B_{n-1} < \theta B_n$. Then, $\text{PoA} \geq \frac{B_n}{\sum_{i \in \{1,2,\dots,n\}} B_i}$.

If we also have $B_{n-1} < \frac{\theta}{|\Omega|} B_n$ and all the project functions are equal, i.e. $\alpha_m = \alpha_1$, then there exist pure NE and $\text{PoS} = 1$, $\text{PoA} = \frac{B_n}{\sum_{i \in \{1,2,\dots,n\}} B_i}$.

To prove more bounds on the price of anarchy, we employ the so-called *smoothness argument* from Roughgarden Roughgarden (2015). This means showing that for a socially optimal profile x^* and any profile x , there exist $\lambda > 0$ and $\mu > -1$ such that

$$\sum_{i=1}^n u^i((x^*)^i, x^{-i}) + \mu \cdot \text{SW}(x) \geq \lambda \cdot \text{SW}(x^*). \quad (1)$$

⁹If α_{m-k} does not exist, consider the containing condition to be vacuously true.

¹⁰If α_{m-k} does not exist, consider the containing condition to be vacuously true.

Roughgarden proves that this implies that each pure NE has a social welfare of at least $\frac{\lambda}{1+\mu}$ of the optimal social welfare, i.e. $\text{PoA} \geq \frac{\lambda}{1+\mu}$.

Remark 2. *We employ the relaxation from (Roughgarden, 2015, Remark 2.3) that x^* does not have to be any profile but we may pick any socially optimal one, and we use the payoff-maximization version of the argument (see (Roughgarden, 2015, Section 2.3.2)).*

Equipped with this tool, we prove the following.

Theorem 7. *Consider an equal θ -sharing game with $n \geq 2$ players with budgets $B_n \geq \dots \geq B_2 \geq B_1 > 0$ (the order is w.l.o.g.), $0 \leq \theta \leq 1$, and project functions $P_j(x) = \alpha_j \cdot x$ with coefficients $\alpha_m = \alpha_{m-1} = \dots = \alpha_{m-k+1} > \alpha_{m-k} \geq \alpha_{m-k-1} \geq \dots \geq \alpha_1 > 0$ (the order is w.l.o.g.). Let $l \in \{1, 2, \dots, n\}$ be the smallest integer such that $B_1 \leq B_2 \leq \dots \leq B_{l-1} < \theta B_n$, but $B_l \geq \theta B_n$. Then,*

$$\text{PoA} \geq \frac{1 + (n-1)\theta}{n} \frac{\sum_{i=l}^{n-1} B_i}{\sum_{i=1}^n B_i} + \frac{1 + (n-l)\theta}{n-l+1} \frac{B_n}{\sum_{i=1}^n B_i}.$$

Proof. We show the smoothness argument for some $\lambda > 0$ and $\mu > -1$. Setting μ to zero implies that the left hand side of Eq. (1) is minimised as follows. The utility of players less than l is zero, since n can suppress them. To minimise the utility of a player i that $l \leq i \leq n-1$, every other player contributes exactly θB_i (if her budget allows), and to minimise the utility of B_n , every player from l till $n-1$ contributes θB_n , while the players less than l contribute nothing. This yields the following lower bound on the left hand side:

$$\sum_{i=l}^{n-1} \frac{\alpha_m B_i (1 + (n-1)\theta)}{n} + \frac{\alpha_m B_n (1 + (n-l)\theta)}{n-l+1} + 0 \cdot \text{SW}(x).$$

The right hand side of Eq. (1), equal to $\lambda \cdot \alpha_m \sum_{i=1}^n B_i$, is bounded by the left hand side if and only if

$$\lambda \leq \frac{1 + (n-1)\theta}{n} \frac{\sum_{i=l}^{n-1} B_i}{\sum_{i=1}^n B_i} + \frac{1 + (n-l)\theta}{n-l+1} \frac{B_n}{\sum_{i=1}^n B_i}.$$

Combined with $\mu = 0$, this implies the lower bound on the price of anarchy. \square

If $B_{n-1} < \theta B_n$, this theorem with $l = n$ implies that the price of anarchy is at least $\frac{B_n}{\sum_{i=1}^n B_i}$, matching part 2 of Theorem 6.

To simplify the theorem, we draw a simpler, though a looser, bound.

Corollary 3. *Under the conditions of Theorem 7, the following bound holds. Let l be the first integer such that $B_1 \leq B_2 \leq \dots \leq B_{l-1} < \theta B_n$, but $B_l \geq \theta B_n$. Then $\text{PoA} \geq \theta \frac{\sum_{i=l}^n B_i}{\sum_{i=1}^n B_i}$.*

To summarise, we first characterise the cases of zero threshold and threshold 1, next characterising the existence and efficiency of equilibria for 2 players and provide some existence and efficiency results for $n \geq 2$ players. Notice that our (pure) model is *not* the mixing of the model where a player may invest in at most one project, because the mixing would extend the utilities linearly in the mixing coefficients (Osborne and Rubinstein, 1994, Definition 32.1), which is not the case in our (pure) model with a positive threshold.

4. Simulations

The theory provides only sufficiency results for shared effort games with more than 2 players. To better explore the existence and efficiency of NE in these games, we simulate a variation of fictitious play Robinson (1951); intuitively, we try fictitious play because of its well-known properties of converging to an NE in some finite cases (see Section 6).

We first adapt the fictitious play Brown (1951) to our infinite game. Danskin (1981) defines the best response to maximise the average utility against all the previous strategies of the other players, while we, as well as the original fictitious play, best respond to the averaged (cumulative) strategy of the others.

Aspiring to implement the adapted fictitious play, we then suggest an algorithm for finding a best response, if it exists, for the case of two projects. For more players we prove that even best responding is already NP-hard.

4.1. Infinite-Strategy Fictitious Play for Shared Effort Games

In fictitious play, a player best responds to the averaged strategies of the other players. Since the game has convex strategy spaces (simplexes), we do not need mixing to average the strategies. Each player's strategy is averaged separately, and each player best responds to the product distribution of the

other players. Denote the set of all the best responses of player i to profile x^{-i} of the others by $\text{BR}(x^{-i})$.

Definition 4. Given a shared effort game with players N , budget-defined strategies $S^i = \left\{ x^i = (x_\omega^i)_{\omega \in \Omega} \in \mathbb{R}_+^{|\Omega|} \mid \sum_{\omega \in \Omega_i} x_\omega^i \leq B_i, \omega \notin \Omega_i \Rightarrow x_\omega^i = 0 \right\}$ and utilities $u^i(x) \triangleq \sum_{\omega \in \Omega_i} \phi_\omega^i(x_\omega)$, define an Infinite-Strategy Fictitious Play (ISFP) as the following set of sequences. Consider a (pure) strategy in this game at time 1, i.e. $(x^i(1))^{i \in N} = ((x^i(1)_\omega)_{\omega \in \Omega})^{i \in N}$, define $X^i(1) \triangleq \{x^i(1)\}$, and define recursively, for each $i \in N$ and $t \geq 0$, the set of the possible strategic histories at time $t+1$ to be all the possible combinations of the history with the best responses to the previous strategic histories:

$$X^i(t+1) \triangleq \left\{ \frac{tx^i(t) + \text{br}(x^{-i}(t))}{t+1} \mid x^i(t) \in X^i(t), \text{br}(x^{-i}(t)) \in \text{BR}(x^{-i}(t)) \right\}. \quad (2)$$

We say that an ISFP converges to $x^* \in \mathbb{R}_+^n$ if at least one of its sequences converges to x^* in every coordinate. Please note that if at a given time the sequence plays an NE, it can stay there forever.

Since $\text{BR}(x^{-i}(t))$ is a set, there may be multiple ISFP sequences. For an ISFP to be defined, we need that $\text{BR}(x^{-i}(t)) \neq \emptyset$, meaning that the utility functions attain a maximum. However, the functions are, generally speaking, not upper semi-continuous, and may sometimes not attain a maximum.

In ISFP, all the plays have equal weights in the averaging. In the other extreme, a player just best-responds to the previous strategy profile of other players, thereby attributing the last play with the weight of 1 and all the other plays with 0. In general, we define, for an $\alpha \in [0, \infty]$, an α -ISFP play as in Definition 4, but with the following formula instead¹¹

$$X^i(t+1) \triangleq \left\{ \frac{\alpha tx^i(t) + \text{br}(x^{-i}(t))}{\alpha t + 1} \mid x^i(t) \in X^i(t), \text{br}(x^{-i}(t)) \in \text{BR}(x^{-i}(t)) \right\}. \quad (3)$$

Here, the last play's weight is $\frac{1}{\alpha t + 1}$.

We do not know whether and when any convergence property can be proven for the generalised fictitious play in shared effort games. In simulations, our generalised fictitious play often converges to an NE, bolstering

¹¹For $\alpha = \infty$, we just obtain a constant sequence.

the importance of equilibrium efficiency, as stated by Roughgarden and Tardos (Nisan et al., 2007, Chapter 17).

Next, we solve the algorithmic problem of finding whether a best response exists, and if it does, what it is.

4.2. Best Response

First, we show that finding a best response is NP-hard, even when the game has only two players, and then, we do find it in polynomial time for a 2-project game.

Theorem 8. *Best-responding (if a best response exists and otherwise returning that none exists) in shared effort games with θ -equal sharing is NP-hard already for two players, even if all the project functions have the same coefficients.*

In order to execute the infinite-strategy fictitious play, we from now on assume that the game has only two projects, $\Omega = \{\psi, \omega\}$. We would like to find a best response for a player $i \in N$, all the other players' strategies $x^{-i} \in S^{-i}$ being fixed. From the weak monotonicity of the sharing functions ϕ_ω^i , we may assume w.l.o.g. that a best responding player contributes all her budget. Then, a strategy is uniquely determined by the contribution to project ψ and we shall write x^i for x_ψ^i , meaning that $x_\omega^i = B_i - x^i$.

We now state the conditions for the following theorem. Consider M_{eq}^θ sharing and convex project value functions. Let $D_0^i < D_1^i < \dots < D_m^i$ and $W_0^i < W_1^i < \dots < W_l^i$ be the jumps of ϕ_ψ^i and ϕ_ω^i respectively. (The first points in each list are the minimum contributions to projects ψ, ω , respectively, required for i to obtain a share. The other points are the points at which another player becomes suppressed at the respective project.) The possible discontinuity points of the total utility of i are thus $D_0^i < D_1^i < \dots < D_m^i$ and $B_i - W_l^i < \dots < B_i - W_1^i < B_i - W_0^i$. Denote the distinct points of these lists merged in the increasing order by L . Let L_{B_i} denote the points of the list L that are on $[0, B_i]$, together with 0 and B_i , and let M_{B_i} be L_{B_i} with an arbitrary point added between each two consecutive points.

Theorem 9. *The maximum of the one-sided limits at the points of L_{B_i} and of the values at the points of M_{B_i} yields the utility supremum¹² of the responses*

¹²The supremum is the exact upper bound; it always exists.

of player i . This supremum is a maximum (and in particular, a best response exists) if and only if it is achieved at a point of M_{B_i} .

Proof. The utility of i is $u^i(x^i) = \phi_\psi^i(x^i) + \phi_\omega^i(B_i - x^i)$. Consider the open intervals between the consecutive points of L_{B_i} . On each of these intervals, the function $\phi_\psi^i(x^i)$ is convex, being proportional to the convex project value function, and $\phi_\omega^i(B_i - x^i)$ is convex because the function $B_i - x$ is convex and concave and ϕ_ω^i is convex and weakly monotone. Therefore, the utility is also convex, as the sum of convex functions.

Therefore, the supremum of the utility on the closure of such a convexity interval is attained as the one-sided limit of at least one of its edge points. This supremum can be a maximum if and only if it is not larger than the maximum of the utility at an interval edge point or at an internal point of an interval (in the last case, the convexity implies that the utility is constant on this interval). \square

When finding the one-sided limit at a point of L_{B_i} takes constant time, the resultant algorithm runs in $O(n \log n)$ time and in linear space. We employ this algorithm in the simulations.

4.3. The Simulation Method

We consider the θ -equal 2-project case, where Theorem 9 provides an algorithm to best respond. For each of the considered shared effort games, we run several α - ISFPs, for several α s. If at least once in the simulation process no best response exists, we drop this attempt. Otherwise, we stop after a predefined number of iterations (50), or if an NE has been found.

We choose an initial belief state about all the players and run the ISFP from this state on, updating this common belief state at each step by finding a best response of each player to the current belief state and averaging it with the history. To increase the chances of finding an existing NE, for each game, we generate 45 fictitious plays by randomly and independently generating the initial belief state on each player's actions, uniformly over the possible histories (this number was experimentally found to be a good balance between run time and precision). While simulating, when a player has multiple best responses, we choose a closest one to the current belief state of the fictitious play, in the sense of minimizing the maximum distance from the last action's components. For each found NE, we calculate its efficiency by dividing its total utility by the optimum possible total utility and plot it using shades of gray. When no NE is found, we plot it black.

4.4. Results and Conclusions

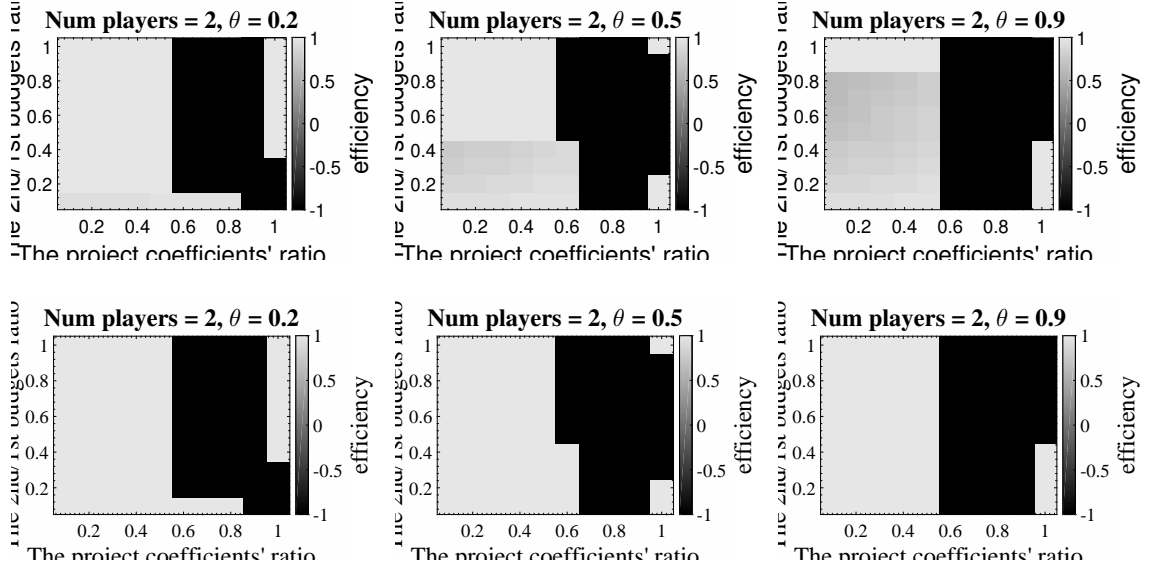


Figure 2: The existence and efficiency of NE for 2 players as a function of the ratio of the project functions coefficients and the ratio of the two largest budgets. The first row plots the results of the simulations, and the second row shows the theoretical predictions. Black means that an equilibrium has not been found.

We present the results representing the simulation trends; We have obtained similar results in more extensive simulations as well.

First, to validate our simulations, we compare the results of the simulations to the theoretical predictions in Figure 2, where we go over the ratios of the project coefficients and budgets, because the invariance to multiplication from Proposition 2 implies that only the ratios matter for NE. This is not exactly the case here, since the budgets are equally distanced, and multiplying the largest budgets by the same factor may multiply the other budgets differently. However, ratios constitute a good start. In this case, the simulations are in complete agreement with the theory.

The difference between the areas in Figure 2 that correspond to $B_1 \geq \theta B_2$ and to $B_1 < \theta B_2$ fits Theorem 3. For two players, except for the NE when the two projects are equal, an NE exists for a budget ratio if and only if the value functions ratio is below a certain value, fitting Corollary 1.

When the project function coefficients are the independent variables, Figure 3 presents the NE. Each line of the simulation plots corresponds to a




Figure 3: The existence and efficiency of NE as function of project functions for 2, 3, 4, 5 and 6 players. Black means that Nash Equilibrium has not been found.

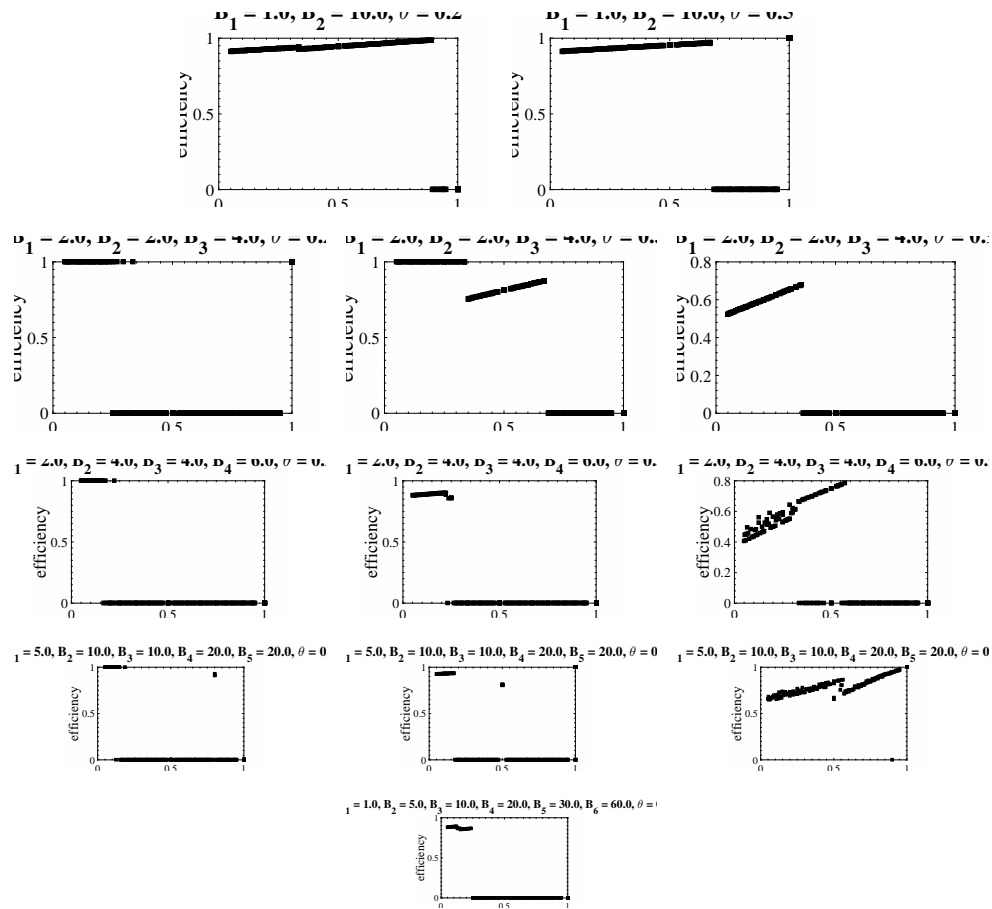


Figure 4: The efficiency as a function of the ratio of the project value functions for 2, 3, 4, 5 and 6 players. Efficiency of 0 means that Nash Equilibrium has not been found.

setting for a given number of players, and within a line, the plots are generated for an increasing sequence of θ . Mostly, an NE exists except for a cone where the project functions are quite close to each other. Interestingly, sometimes an NE exists also when the project functions are nearly the same (at ratio 1), or at another constant ratio with each other. In all cases, the ratio of project functions determines existence of an NE, as Proposition 2 implies. Usually, the more players there are, the fewer settings with an NE we find.

Figure 4 demonstrates efficiency as a function of the ratio of the coefficients of the project functions. This efficiency is uniquely determined by the ratio of the project functions, complying with Proposition 2. The dependency is piecewise linear and non-decreasing in each linear interval. For two players, it is linear, in the spirit of Theorem 5. (Though not directly predicted by it, since the theorem considers extremely efficient or inefficient equilibria, and has several cases, which imply piecewise linearity.) The larger the θ is, the steeper the piecewise linear dependency becomes.

When the largest and the second largest budgets are the independent variables, Figure 5 presents the equilibria. (The budgets of the other players are spread on equal intervals). Each line of the plot corresponds to a setting of project function coefficients for a given number of players, and within a line, the plots are generated for an increasing sequence of θ . The more players we have, the fewer NE we typically find. Figure 6 plots efficiency as a function of the ratio of the two largest budgets.

To summarise, the existence of NE is related to the ratio of project function coefficients and the budget ratio being in some limits, limits that in particular depend on the threshold. This is in the spirit of Theorem 2, Proposition 2 and Theorems 3 and 4. Based on Theorem 2, Proposition 2, Theorem 3, Corollary 1, and the simulation results, we hypothesise that also for multiple projects and players, an NE exists if and only if at least one of several sets of conditions on the ratios of the budgets holds, and for every such set, several conditions of being smaller or equal or exactly equal to a function of the threshold (and not the budgets) on the ratios of project function coefficients hold together.

The efficiency of the NE that we find depends on the ratio of the project function coefficients and on the ratio of the budgets, rather than on the project functions and budgets themselves, in the spirit of Proposition 1, Proposition 2. Based on Proposition 1, Proposition 2, Theorem 5 and the simulation results, we hypothesise that also for multiple projects and players,

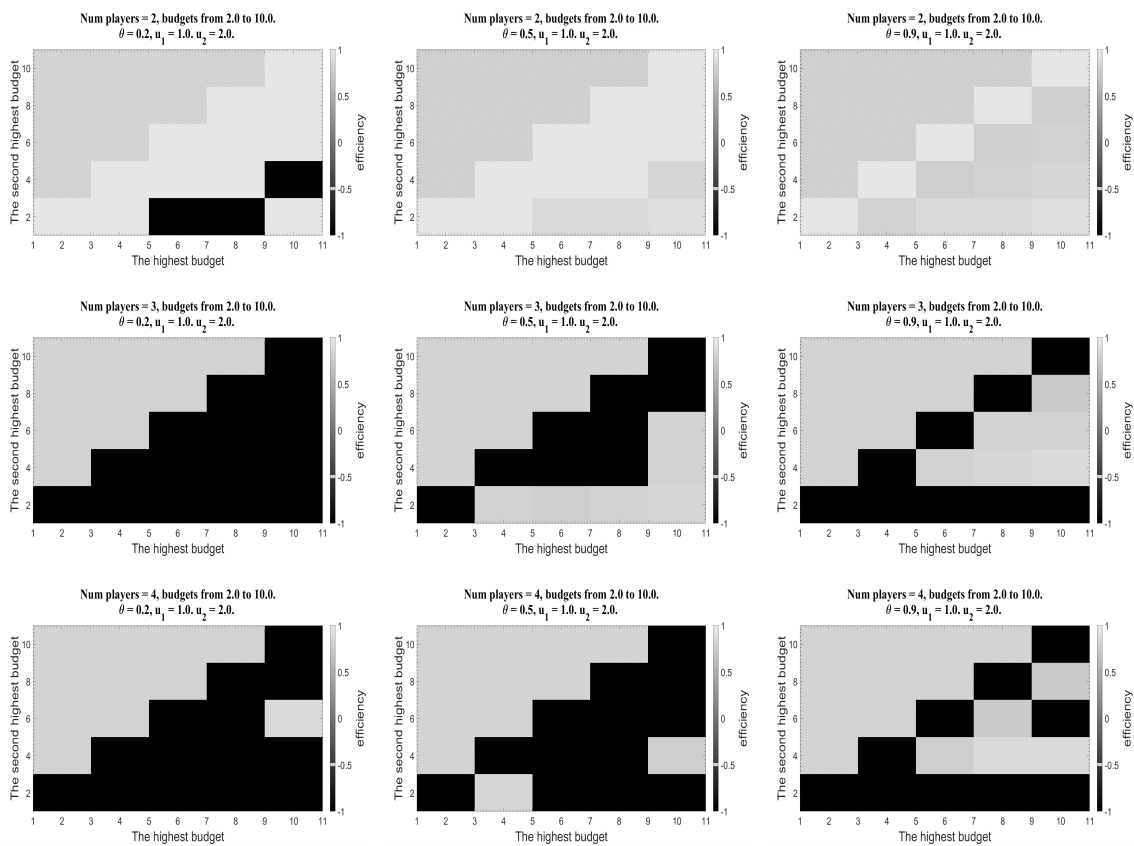


Figure 5: The existence and efficiency of NE as function of the largest and the second largest budgets. Black means that Nash Equilibrium has not been found, and gray hatching indicates the non-defined area, since the second highest budget may not be larger than the highest one.

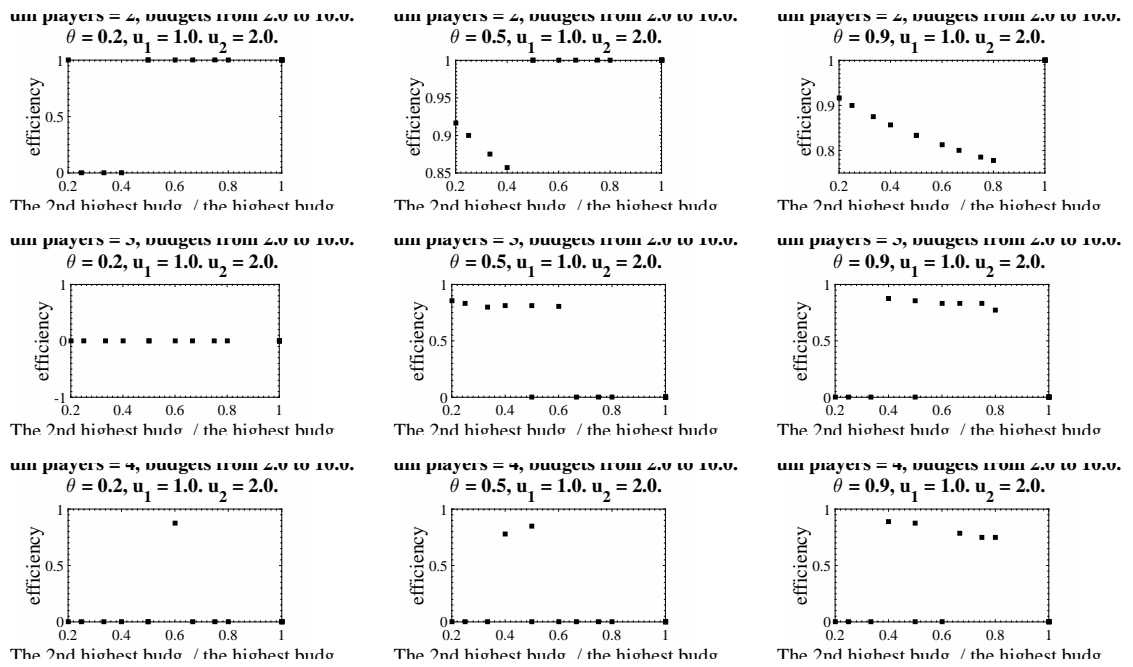


Figure 6: The efficiency as a function of the ratio of the two largest budgets. Efficiency of 0 means that Nash Equilibrium has not been found.

the price of anarchy and stability of a shared effort game depends piecewise linearly on the project function coefficients ratios, and within each linear domain, this dependency is non-decreasing with θ .

5. Mixed Nash Equilibrium

As we have seen, a game may not possess a pure NE. Therefore, we naturally turn to mixed extensions¹³ and ask whether a mixed extension always has an NE. At first, this is unclear. As the game is infinite, the theorem by Nash (1951) about the existence of a mixed NE in finite games is irrelevant. Since the game is not continuous, even the theorem by Glicksberg (1952) about the existence of a mixed NE in continuous games is not applicable. Fortunately, we answer affirmatively employing a more general existence theorem by Maskin and Dasgupta (Maskin and Dasgupta, 1986, Theorem 5*), which requires some definitions. Let the strategy sets be $A_i \subset \mathbb{R}^m$. For each pair of players $i, j \in 1, \dots, n$, let $D(i)$ be a positive natural, and for a $d \in \{1, \dots, D(i)\}$, let $f_{i,j}^d: \mathbb{R} \rightarrow \mathbb{R}$ be one-to-one and continuous, such that $(f_{i,j}^d)^{-1} = f_{j,i}^d$. For every player i , we define

$$A^*(i) \triangleq \{(a_1, \dots, a_n) \in A \mid \exists j \neq i, \exists k \in \{1, \dots, m\}, \exists d \in \{1, \dots, D(i)\}, \text{ such that } a_{j,k} = f_{i,j}^d(a_{i,k})\}. \quad (4)$$

They define weakly lower semi-continuity, which intuitively means that there is a set of directions, such that approaching a point from any of these directions gives values at least equal to the function at the point. Find the precise definition in appendix Section Appendix A.

Theorem 5* from Maskin and Dasgupta (1986) states that if the strategy sets $A_i \subset \mathbb{R}^m$ are non-empty, convex, and compact, the utility function u^i are continuous, except for $A^{**}(i) \subseteq A^*(i)$, the sum of all the utilities is upper semi-continuous, and for every player i , $u^i(a_i, a_{-i})$ is bounded and weakly lower semi-continuous in a_i , then, there exists a mixed Nash equilibrium in this game.

Using Theorem 5* from Maskin and Dasgupta (1986), we prove (see the proof in Section Appendix A)

¹³A mixed extension has strategies that are distributions on the pure strategies and the respective utilities are the expected utilities under these distributions.

Theorem 10. *Any (linear) shared effort game with θ -equal sharing has a mixed Nash equilibrium.*

The existence result automatically extends to the solution concepts that include mixed Nash equilibria, such as correlated Aumann (1974) and coarse correlated Moulin and Vial (1978) equilibria. Luckily, not only existence results but also some efficiency bounds extend to other equilibria, as we describe next.

First, the invariance to multiplication holds for the mixed, correlated and coarse correlated equilibria as well, since the proof Proposition 2 extends from linearity of expectation.

We are about to show that some bounds on the social welfare of solution concepts extend to the other equilibria as well. An important preliminary observation is that the maximum social welfare stays the same even when (correlated) randomization is allowed; it is always $\alpha_m \sum_{i=1}^n B_i$.

Consider the results of Theorem 6. Its lower bounds on the price of anarchy stem from the utility that certain players can always achieve, and the bounds, therefore, hold for mixed, correlated and coarse correlated equilibria as well. Since any pure NE is also a mixed/correlated/coarse-correlated NE, the rest of the efficiency results, based on presenting an NE, also extend to the other solution concepts.

As for Theorem 7 and its corollary, Roughgarden (Roughgarden, 2015, Theorem 3.2) proves that the lower bounds on the price of anarchy that are proven using the smoothness argument go over to the mixed, correlated and coarse correlated equilibria.

To conclude, NE exist in the mixed case, and the efficiency bounds from Theorems 6 and 7 apply there too.

6. Related Work

Since understanding motivation is necessary to implement recommendations about contribution, we first discuss why people contribute to projects and how such contributions have been modeled. Then, we provide the basic game-theoretic background and present the existing work on existence and efficiency of NE for sharing effort, concluding that no analysis of the general setting has taken place, a gap which we partially fill.

Contribution to Projects. Motivation to contribute to public projects can be both extrinsic, like a payment or a record for the CV, and intrinsic, such as exercising one’s favorite skills Kaufmann et al. (2011) or, mostly, conservation citizen science projects Maund et al. (2020). Allahbakhsh et al. Allahbakhsh et al. (2013) discuss rewards for contributing to crowdsourcing, based on quality, where contributors have to fulfill given requirements and build reputation (extrinsic) over time. Wang et al. Wang and Fesenmaier (2003) model motivation to contribute to online travelling communities and conclude the importance of both the practical motives, such as supporting travellers, building relationships, and hoping for a future repay (extrinsic), as well as of internal drives to participate. Forte and Bruckman Forte and Bruckman (2005) study why people contribute to Wikipedia, by asking contributors, and conclude that the reasons are similar to those of scientists and include the desire to publish facts about the world (intrinsic). Bagnoli and Mckee Bagnoli and Mckee (1991) empirically check when people contribute to a public good, like building a playground. They find that if people know the threshold for the project’s success and benefit from collective contributing, then they will contribute, in agreement with the theory of Bagnoli and Lipman (1989). The work argues that knowing such information is realistic, suggesting the real cases of hiring a lobbyist and paying to a ski club as evidence. This conclusion supports our rationality assumption.

The concrete ways to motivate such contributions have been studied too. For instance, Harper et al. Harper et al. (2007) find that explicitly comparing a person’s contribution to the contribution of others helps focusing on the desired features of the system, but does not change the interest in the system per se. The influence of revealing how much people contribute to a movie rating community is experimentally studied in Chen et al. (2010). Initiating participation in online communities is experimentally studied in Ludford et al. (2004) on the example of the influence of similarity and uniqueness of ratings on participation.

We now present the required theoretical background.

Background: Equilibria and Efficiency. Given a general non-cooperative game in strategic form $(N, (S_i)_{i \in N}, (u_i)_{i \in N})$, a *Nash equilibrium* is a profile $s \in S$, such that no unilateral deviation is beneficial, namely $\forall i \in N, \forall s'_i \in S_i, u_i(s'_i, s_{-i}) \leq u_i(s)$.

An NE can be inefficient, such as in the famous example of the pris-

oner’s dilemma (Osborne and Rubinstein, 1994, Example 16.2). The ratios of the objectives in the least or the most efficient NE and in the optimum, called *price of anarchy* (PoA) Koutsoupias and Papadimitriou (1999) and *price of stability* (PoS) Anshelevich et al. (2004), respectively, constitute the most popular approaches to quantifying this inefficiency (Nisan et al., 2007, Chapter 17). The price of anarchy measures the best guarantee on an NE, while the price of stability measures the cost of leading the game to a specific equilibrium. Roughgarden and Tardos (Nisan et al., 2007, Chapter 17) discuss inefficiency of equilibria in non-cooperative games and consider the examples of network, load balancing and resource allocation games. This work argues that understanding exactly when selfish behaviour is socially profitable is important, since in many applications, implementing control is extremely difficult.

We combinatorially study existence and efficiency of NE, and then turn to simulations.

Background: Classical Fictitious Play. In our simulations, we generalise and employ the widely studied fictitious play, introduced by Brown (1951), to find equilibria. In this play, each player best-responds to the product of cumulative marginal histories of the others’ actions at every time step. It is a myopic learning process. If the game is finite, then if a fictitious play converges, then the distribution in its limit is an NE Mannor (2008). Conversely, a game is said to possess the fictitious play property if every fictitious play approaches equilibrium in this game Monderer and Shapley (1996a). Many researchers show games that possess this property, for example, finite two-player zero-sum games Robinson (1951) and finite weighted potential games Monderer and Shapley (1996a). A famous example for a game without such property is a 3×3 game by Shapley Shapley et al. (1964). In this game, there is a cyclic fictitious play that plays each strategy profile for at least an exponentially growing number of times, and therefore, does not converge at all. Moreover, even its subsequences do not converge to an NE.

Background: Mixed Equilibria and their Existence. Since pure equilibria may not exist, we also consider the *mixed extensions* of a game, where the strategies are the probability distributions over the original (pure) strategies and the utilities are defined as the expected utilities under the played distributions. Then, a *mixed Nash equilibrium* is defined as an equilibrium of the mixed extension of a game. Regarding the existence of a mixed NE, Nash

proved in his classical paper Nash (1951) that a mixed extension of a finite game always possesses an NE. Glicksberg (1952) showed the existence of a mixed NE for continuous games. However, in shared effort games with a positive threshold, the threshold creates discontinuity. Dasgupta and Maskin prove the existence of a mixed equilibrium for a subclass of possibly discontinuous games Maskin and Dasgupta (1986). We show that shared effort games can be cast to fit Dasgupta and Maskin in Theorem 10.

Extant Models of Sharing Effort. The models that resemble ours, but expressed in the terms of cooperative games, where every coalition of players has a value, include the works by Zick, Elkind and Chalkiadakis Zick and Elkind (2011); Zick et al. (2012). Contributing to a coalition can be considered as contributing to a project in a shared effort game, and in both cases players have budgets and obtain shares. Another coalitional model, where participating in a coalition can be seen as contributing to projects appears in Gal et al. (2020), though in addition to being a different kind of game, this model allows no participation in multiple coalitions. Despite these similarities, cooperative games are not games in our sense, since they do not define utilities. Moreover, even if we considered a shared effort game as a particular case of a cooperative game, a positive threshold would vitiate the individual rationality of the core, since a player who obtains a positive share when she is the only contributor to a project may obtain nothing when others contribute to the same project.

We now move to non-cooperative games modelling sharing effort. Shared effort games where only the biggest contributor obtains the project's value, while everyone pays, are called all-pay auctions, and their equilibria are studied, for instance, by Baye, Kovenock and de Vries Michael R. Baye (1996). That work shows cases where each player obtains the expected payoff of zero, and cases where the winner obtains the difference between the two highest valuations, while the rest obtains zero. All-pay auctions model lobbying, single-winner contests, political campaigns, striving for a job promotion (see e.g. Siegel (2009)) and Colonel Blotto games with two Roberson (2006) or more Kovenock and Roberson (2021); Boix-Adserà et al. (2021) players. In a Colonel Blotto game, the colonels divide their armies between battlefields, and at every battlefield, the larger force wins. The number of the won battlefields defines the utility of a colonel. Namely, the winner of a battlefield takes it fully to her utility. For two players, Roberson Roberson (2006) analyses the equilibria of this game and their expected payoffs. Any outcome is socially

optimum, since this is a constant-sum game, modelling a confrontation. The n -player Blotto game has been studied too Kovenock and Roberson (2021). Shared effort games can model these games, but typically, shared effort models cooperation, where a project’s value increases with the total contribution.

The models below feature no thresholds required to share a project’s value. Anshelevich and Hoefler (Anshelevich and Hoefler, 2012) consider an undirected graph model, where the nodes are the players and each player divides its budget between its adjacent edges in minimum effort games (where the edges are 2-player projects), each of which equally rewards both sides by the value of the project’s success (i.e., duplication instead of division). Anshelevich and Hoefler prove the existence of equilibria, find the complexity of finding an NE, and find that the PoA is at most 2. A related setting of *multi-party computation games* appears in Smorodinsky and Tennenholtz Smorodinsky and Tennenholtz (2006). There, the players are computing a common function that requires them to compute a costly private value, motivating free-riding. The work suggests a mechanism, where honest computation is an NE. This differs from our work, since they consider cost minimization, and the choice of the players is either honestly computing or free riding, without choosing projects. For shared effort games with specific conditions (obtaining at least a constant share of one’s marginal contribution to the project’s value and no contribution threshold, i.e. $\theta = 0$), Bachrach et al. (Bachrach et al., 2011) show that the price of anarchy (PoA) is at most the number of players. That work also upper bounds the PoA for the case of convex project functions, where each player receives at least a constant share of its marginal contribution to the project’s value. The academic game Ackerman and Branzei (2017) considers discrete weights, limits the collaboration to at most two agents per project, and the utility functions model synergy and various ordering of the authors, which effect is studied. This model employs the pairwise stability approach Jackson and Wolinsky (1996), which in addition to guarding against unilateral deviations, guards against 2 agents deviating to a common project too. Gollapudi et al. Gollapudi et al. (2017) allow an agent merely to choose which single team to join. They consider several profit sharing models, including equal sharing, but without any threshold.

There has been no research of the NE of our problem with a $\theta \in [0, 1]$ sharing mechanism before the preliminary version Polevoy et al. (2014) of our paper. A positive $\theta \in (0, 1]$ contradicts the condition of receiving a constant share. We provide precise conditions for existence of NE, and find

their efficiency. There exist two works that variate this model in various directions. In Polevoy and de Weerd (2018a), quotas and other requirements from projects, such as paper and grants applications, are modeled by requiring a project to be good enough in order to actually obtain its value. They find equilibria and their efficiency and compare the efficiency of equilibria for being within a quota and for attaining at least a certain minimum value. In Polevoy and de Weerd (2018b), investing in reciprocal interactions, like attending seminars and meeting friends, is modeled by assuming each project to be a reciprocal interaction from which the interacting parties obtain a value. They prove the convergence of such a process and analyse the existence and efficiency of the equilibria.

7. Conclusions and Future Work

This paper considers shared effort games where the players contribute to the given projects, and subsequently share the linear values of these projects, conditionally on the allocated effort. We study existence and efficiency of the NE. We discover that multiplying all the project functions or budgets by the same factor does not change the equilibria. We first treat the equilibria for thresholds of 0 and 1. For threshold 0, pure equilibria always exist and are socially optimal, requiring no regulation. For threshold of 1, on the other hand, there exist non-trivial conditions for existence of equilibria without suppression, and when they hold, the efficiency is uniquely determined and depends on the ratio between the sums of the budgets weighted by the project functions. Thus, striving for high efficiency would require making the projects similar to one another, but otherwise, regulation will not help, as the efficiency is the same across all such equilibria. We then characterise the existence and efficiency of pure NE for shared effort games with two players. When an NE exists and the budgets are close to each other, all the NE are socially optimal. When the budgets are further apart, in the sense that smallest budget is less than threshold times the largest one, the efficiency depends on the ratio of the budgets and of the two or three largest projects' coefficients but is always greater than half of the optimum.

When the budgets are close, we demonstrate an optimal NE where everyone equally spreads her budgets between the most valuable projects. This motivates the organisers of any project to make their project most valuable possible. Even second best project can receive no contributions in an optimal NE.

For arbitrarily many players, we find socially optimal pure equilibria in some cases and bound the efficiency from below. For a better understanding of the existence and efficiency of NE for more than two players, we simulate fictitious play. To this end, we generalise fictitious play to infinite strategy spaces and describe some of the best responses of a player to the other players' strategies. First, we corroborate all the theoretical predictions for the simulated cases. The most important factor for existence and efficiency of an equilibrium is the ratio of the largest to the second largest project function coefficients and of the largest to the second largest budgets. Therefore, to influence the projects and the players to some extent, one should influence the projects with the highest values and the players with the largest budgets.

Some efficiency bounds persist in the mixed extension, where we show that an NE always exists.

Consider directions for future work. Since the real value usually depends on the total contribution linearly up to a point, we should study piecewise project functions. More generally, we would like to extend our complete theoretical characterization of the existence of (pure) NE to more than two players and to various non-linear project functions. Next, we can try finding various NE that are not yet analysed analytically by approximately finding a best response and extending the simulations to more than two projects. Another numerical approach is discretizing the game and applying off-the-shelf software to find the equilibria of the discretization, such as Gambit¹⁴ or Game Theory Explorer¹⁵. Since randomization can be deliberately undertaken or describe beliefs or uncertain behaviour (Osborne and Rubinstein, 1994, Section 3.2), we would like to find concrete mixed equilibria to be able to advise on playing them or at least predict the outcomes, like we do here for the pure equilibria.

To conclude, we have analysed when contributions to public projects are in equilibrium and what is lost in the equilibria relatively to the best possible contribution profiles. The theoretical analysis of efficiency implies that for two players with close budgets, no coordination is needed, since the price of anarchy is 1. The price of anarchy is close to 1 also for two players with budgets that are far from each other, and it is always more than half. For three or more players, some coordination may substantially improve the

¹⁴<http://gambitproject.readthedocs.io/en/v15.1.1/intro.html#>

¹⁵<http://banach.lse.ac.uk/>

total utility, though we have seen many cases with efficiency above 0.75. We have also provided conditions for a general number of players where every equilibrium is almost optimal, so no coordination is required. In the scenarios where much is lost relatively to the optimum, coordination may improve efficiency.

References

- Ackerman, M., Branzei, S., 09 2017. The authorship dilemma: Alphabetical or contribution? 13th International Conference on Autonomous Agents and Multiagent Systems, AAMAS 2014 2, 1487–1488.
- Allahbakhsh, M., Benatallah, B., Ignjatovic, A., Motahari-Nezhad, H. R., Bertino, E., Dustdar, S., 2013. Quality control in crowdsourcing systems: Issues and directions. *IEEE Internet Computing* 17 (2), 76–81.
- Anshelevich, E., Dasgupta, A., Kleinberg, J., Tardos, E., Wexler, T., Roughgarden, T., 2004. The price of stability for network design with fair cost allocation. In: *Proceedings of the 45th Annual IEEE Symposium on Foundations of Computer Science. FOCS '04*. IEEE Computer Society, Washington, DC, USA, pp. 295–304.
- Anshelevich, E., Hoefer, M., 06 2012. Contribution games in networks. *Algorithmica* 63 (1), 51–90.
- Aumann, R. J., March 1974. Subjectivity and correlation in randomized strategies. *Journal of Mathematical Economics* 1 (1), 67–96.
- Bachrach, Y., Syrgkanis, V., Vojnović, M., October 2011. Efficiency and the Redistribution of Welfare. Tech. rep., Microsoft Research.
- Bagnoli, M., Lipman, B., 1989. Provision of public goods: Fully implementing the core through private contributions. *Review of Economic Studies* 56 (4), 583–601.
- Bagnoli, M., Mckee, M., 1991. Voluntary contribution games: efficient private provision of public goods. *Economic Inquiry* 29 (2), 351–366.
- Boix-Adserà, E., Edelman, B. L., Jayanti, S., 2021. The multiplayer Colonel Blotto game. *Games and Economic Behavior* 129 (C), 15–31.

- Brown, G. W., 1951. Iterative solution of games by fictitious play. *Activity analysis of production and allocation* 13 (1), 374–376.
- Chen, Y., Harper, F. M., Konstan, J., Li, S. X., September 2010. Social comparisons and contributions to online communities: A field experiment on movielens. *American Economic Review* 100 (4), 1358–98.
- Danskin, J. M., 1981. Fictitious play for continuous games revisited. *International Journal of Game Theory* 10 (3), 147–154.
- Forte, A., Bruckman, A., 2005. Why do people write for Wikipedia? Incentives to contribute to open-content publishing. In: *GROUP Workshop: Sustaining Community: The Role and Design of Incentive Mechanisms in Online Systems*. Sanibel Island, FL. pp. 6–9.
- Gal, K., Nguyen, T. D., Tran, Q. N., Zick, Y., 2020. Threshold task games: Theory, platform and experiments. In: *AAMAS*. pp. 393–401.
- Glicksberg, I. L., 1952. A further generalization of the kakutani fixed point theorem, with application to nash equilibrium points. *Proceedings of the American Mathematical Society* 3 (1), 170–174.
- Gollapudi, S., Kollias, K., Panigrahi, D., Pliatsika, V., 2017. Profit Sharing and Efficiency in Utility Games. In: Pruhs, K., Sohler, C. (Eds.), *25th Annual European Symposium on Algorithms (ESA 2017)*. Vol. 87 of *Leibniz International Proceedings in Informatics (LIPIcs)*. Schloss Dagstuhl–Leibniz-Zentrum fuer Informatik, Dagstuhl, Germany, pp. 43:1–43:14.
- Harper, F. M., Li, S. X., Chen, Y., Konstan, J. A., 2007. Social comparisons to motivate contributions to an online community. In: *Proceedings of the 2nd international conference on Persuasive technology*. Springer-Verlag, Berlin, Heidelberg, pp. 148–159.
- Jackson, M. O., Wolinsky, A., 1996. A strategic model of social and economic networks. *Journal of Economic Theory* 71 (1), 44–74.
- Kaufmann, N., Schulze, T., Veit, D., 2011. More than fun and money. worker motivation in crowdsourcing - a study on mechanical turk. In: *AMCIS. AISEL*, pp. 1–11.

- Kleinberg, J., Oren, S., 2011. Mechanisms for (mis)allocating scientific credit. In: Proceedings of the 43rd annual ACM symposium on Theory of computing. ACM, New York, NY, USA, pp. 529–538.
- Kleinberg, J., Tardos, E., 2008. Balanced outcomes in social exchange networks. In: Proceedings of the 40th annual ACM symposium on Theory of computing. ACM, New York, NY, USA, pp. 295–304.
- Koutsoupias, E., Papadimitriou, C., 4–6 Mar. 1999. Worst-case equilibria. In: 16th Annual Symposium on Theoretical Aspects of Computer Science. Trier, Germany, pp. 404–413.
- Koutsoupias, E., Papadimitriou, C. H., 2009. Worst-case equilibria. *Computer Science Review* 3 (2), 65–69.
- Kovenock, D., Roberson, B., April 2021. Generalizations of the General Lotto and Colonel Blotto games. *Economic Theory* 71 (3), 997–1032.
- Ludford, P. J., Cosley, D., Frankowski, D., Terveen, L., 2004. Think different: increasing online community participation using uniqueness and group dissimilarity. In: Proceedings of the SIGCHI conf. on Human factors in computing systems. ACM, New York, NY, USA, pp. 631–638.
- Mannor, S., 2008. Advanced topics in systems, learning and control. Lecture notes.
- Martello, S., Toth, P., 1990. Knapsack problems: algorithms and computer implementations. Wiley-Interscience series in discrete mathematics and optimization. J. Wiley & Sons.
- Maskin, E., Dasgupta, P., 1986. The existence of equilibrium in discontinuous economic games, part i (theory). *Review of Economic Studies* 53, 1–26, reprinted in K. Binmore and P. Dasgupta (eds.), *Economic Organizations as Games*, Oxford: Basil Blackwell, 1986, pp. 48–82.
- Maund, P. R., Irvine, K. N., Lawson, B., Steadman, J., Risely, K., Cunningham, A. A., Davies, Z. G., 2020. What motivates the masses: Understanding why people contribute to conservation citizen science projects. *Biological Conservation* 246, 108587.

- Michael R. Baye, Dan Kovenock, C. G. d. V., 1996. The all-pay auction with complete information. *Economic Theory* 8 (2), 291–305.
- Monderer, D., Shapley, L. S., 1996a. Fictitious play property for games with identical interests. *Journal of Economic Theory* 68 (1), 258 – 265.
- Monderer, D., Shapley, L. S., 1996b. Potential games. *Games and Economic Behavior* 14 (1), 124 – 143.
- Moulin, H., Vial, J. P., 1978. Strategically zero-sum games: The class of games whose completely mixed equilibria cannot be improved upon. *International Journal of Game Theory* 7 (3), 201–221.
- Nash, J., Sep. 1951. Non-Cooperative Games. *The Annals of Mathematics* 54 (2), 286–295.
- Nisan, N., Roughgarden, T., Tardos, E., Vazirani, V., 2007. *Algorithmic Game Theory*. Cambridge University Press.
- Osborne, M. J., Rubinstein, A., April 1994. *A Course in Game Theory*. Vol. 1 of MIT Press Books. The MIT Press.
- Polevoy, G., de Weerd, M., 2018a. Competition between cooperative projects. In: Verheij, B., Wiering, M. (Eds.), *Artificial Intelligence*. Springer International Publishing, Cham, pp. 16–31.
- Polevoy, G., de Weerd, M., 2018b. Reciprocation effort games. In: Verheij, B., Wiering, M. (Eds.), *Artificial Intelligence*. Springer International Publishing, Cham, pp. 46–60.
- Polevoy, G., Trajanovski, S., de Weerd, M. M., 2014. Nash equilibria in shared effort games. In: *Proceed. of the 2014 International Conference on Autonomous Agents and Multi-agent Systems. AAMAS '14*. International Foundation for Autonomous Agents and Multiagent Systems, Richland, SC, pp. 861–868.
- Roberson, B., 2006. The Colonel Blotto game. *Econ. Theory* 29, 1–24.
- Robinson, J., 1951. An iterative method of solving a game. *Annals of Mathematics* 54 (2), 296–301.

- Roughgarden, T., Nov. 2015. Intrinsic robustness of the price of anarchy. *J. ACM* 62 (5), 32:1–32:42.
- Schulz, A. S., Moses, N. S., 2003. On the performance of user equilibria in traffic networks. In: *Proceedings of the Fourteenth Annual ACM-SIAM Symposium on Discrete Algorithms. SODA '03*. Society for Industrial and Applied Mathematics, Philadelphia, PA, USA, pp. 86–87.
- Shapley, L. S., et al., 1964. Some topics in two-person games. *Advances in game theory*, 1–29.
- Siegel, R., 2009. All-pay contests. *Econometrica* 77 (1), 71–92.
- Smorodinsky, R., Tennenholtz, M., 2006. Overcoming free riding in multi-party computations – the anonymous case. *Games and Economic Behavior* 55 (2), 385–406.
- Wang, Y., Fesenmaier, D. R., 2003. Assessing motivation of contribution in online communities: An empirical investigation of an online travel community. *Electronic Markets* 13 (1), 33–45.
- Zick, Y., Chalkiadakis, G., Elkind, E., 2012. Overlapping coalition formation games: Charting the tractability frontier. In: *Proceedings of the 11th International Conference on Autonomous Agents and Multiagent Systems - Volume 2. AAMAS '12*. International Foundation for Autonomous Agents and Multiagent Systems, Richland, SC, pp. 787–794.
- Zick, Y., Elkind, E., 2011. Arbitrators in overlapping coalition formation games. In: *The 10th International Conf. on Autonom. Agents and Multiagent Systems - Volume 1. AAMAS '11*. International Foundation for Autonom. Agents and Multiagent Systems, Richland, SC, pp. 55–62.

Appendix A. Proofs

We now prove Lemma 1.

Proof. First, at least one player contributes somewhere, since otherwise any positive contribution would be a profitable deviation for every player (all α_i s and B_j s are positive). Moreover, at least one of the players contributes to a steep project, for the following reasons. If only the non-steep projects receive a contribution, then take any such project p . If a single player contributes there, then this player would benefit from moving to contribute to a vacant steep project. If both players contribute to p , then if one is suppressed, it would like to deviate to any steep project where it would not be suppressed, and if no-one is suppressed, then a player who contributes not less would like to contribute to a vacant steep project instead.

We prove part 2 now. Let $i \in N$ be any non-suppressed player among those who contribute to a steep project, w.l.o.g., to project m . Assume first that player $j \neq i$ is not suppressed. Then, for any non-steep project where i contributes, i contributes either alone or precisely the least amount it should contribute to achieve a portion in the project's value, because otherwise i would like to increase its contribution to m on the expense of decreasing its contribution to the considered non-steep project.

Now, consider the case where j is suppressed. Then, even if j contributes to a non-steep project where i contributes (and is suppressed there), i still will prefer to move some budget from this project to m , since i receives the whole value of m as well. Thus, this cannot be an NE. □

The proof of Lemma 2 appears now.

Proof. Since $B_1 \geq \theta B_2$, no player is suppressed, because any player prefers not being suppressed, and at any project, a player who concentrates all its value there is not suppressed.

Every steep project receives a positive contribution from each player, for the following reasons. If only a single player contributes to a steep project, then the player who does not contribute there will profit from contributing there exactly the threshold value, while leaving at least the threshold values at all the projects where it contributed. There is always a sufficient surplus to reach the threshold because $B_1 \geq \theta B_2$. If no player contributes to a steep project p , then there exists another steep project q , where two players contribute, according to part 1 of Lemma 1 and what we have just described. The player who contributes there strictly more than the threshold would

profit from moving some part of his contribution from q to p , still remaining not less than the threshold on q , contradictory to having an NE.

We next prove the second part of the lemma. Since both players are non-suppressed contributors to steep projects, then, according to part 2 in Lemma 1, we conclude that there exist no non-steep projects where j and i contribute together. \square

We now present the proof of Lemma 3.

Proof. We prove part 1 first. Consider an NE profile. Assume to the contrary that player 1 contributes to a steep project, w.l.o.g., to project m . Since $B_1 < \theta B_2$ and no player is suppressed, player 2 could transfer to m budget from other projects, such that at each project, where 2 was obtaining a share of the value, 2 still obtains a share, and 2 suppresses 1 at m . This would increase 2's utility, contrary to the assumption of an NE.

Now, we prove parts 2 and 3. Since 1 does not contribute to steep projects, part 1 of Lemma 1 implies that 2 contributes to a steep project (say, 2 contributes $y > 0$ to project m), and part 2 of Lemma 1 implies that if 2 contributes to a non-steep project, it contributes there either alone or precisely the least amount it should contribute to achieve a portion in the project's value. Since contributing alone is strictly worse than contributing this budget to a steep project, 2 may only contribute together with 1, the threshold amount. Therefore, 1 receives a positive value in this profile, and we have part 2. The only thing left to prove here is that 2 contributes to each steep project. If not, 1 would prefer to move some of its contribution there, in contradiction to the assumption of an NE.

We prove part 4 now. Assume to the contrary that a non steep and non 2-step project receives a contribution. We proved in part 3 that 1 contributes there, alone or not. For her, moving a small enough utility to a 2-step project would increase her utility, regardless whether 2 contributes to any of those projects. This is so because if 2 contributes together with 1, it contributes precisely the threshold amount, according to part 3. This incentive to deviate contradicts the assumption of an NE.

We prove part 5 now. If 2 contributes to a 2-step project p , then there may not exist another 2-step project, since otherwise 1 would like to transfer a small amount from p to another 2-step project q , such that without losing a share of the value of p , player 1 gets the whole value of project q . \square

The proof of Lemma 4 appears now.

Proof. Before moving, player i 's utility is $\sum_{q \in \Omega} (\frac{1}{2} \text{ or } 1) \alpha_q \cdot (x_q^1 + x_q^2)$.

For part 1, assume $\frac{1}{2}\alpha_m \geq \alpha_p$. If i moves $\delta > 0$ from the steep projects to p , then its utility from the steep projects decreases by at least $0.5\alpha_m\delta$, and its utility from p increases by $\alpha_p\delta$. The total change is $(-0.5\alpha_m + \alpha_p)\delta$, and since $\frac{1}{2}\alpha_m \geq \alpha_p$, this is non-positive.

We prove part 2 now. Moving δ from p to a subset of the steep projects decreases the utility of i by $\alpha_p\delta$ and increases it by at least $0.5\alpha_m\delta$. Since $\frac{1}{2}\alpha_m > \alpha_p$, the sum of these is (strictly positive). If this move suppresses j , then the increase is more than $0.5\alpha_m\delta$, thus requiring $\frac{1}{2}\alpha_m \geq \alpha_p$ is enough.

To prove part 3, assume that $\frac{1}{2}\alpha_m < \alpha_p$ and we can take $\delta > 0$ from some of the steep projects where i receives half of the value so as to keep receiving a half of the new value. Then, moving this δ to p decreases i 's utility from the steep projects by $0.5\alpha_m\delta$ and its utility from p increases by $\alpha_p\delta$. The total change is $(-0.5\alpha_m + \alpha_p)\delta$, and since $\frac{1}{2}\alpha_m < \alpha_p$, this is (strictly) positive. \square

We prove Theorem 5 now.

Proof. We first prove case 1. Consider any NE. By Lemma 2, each player contributes to all the steep projects and if it contributes to a non-steep project, then it is the only contributor there. Take any non-steep project p , where someone, say player i , contributes a positive amount y . If $\alpha_p < 0.5\alpha_m$, consider moving all what player i contributes to p to a steep project. According to part 2 of Lemma 4, this move is profitable, contradicting the assumption of an equilibrium. Therefore, $\alpha_p = 0.5\alpha_m$. If the other player j could move θy to project p from a steep project without losing its half at the steep project, then j would strictly profit from this, because

$$\frac{\alpha_m}{2}(\theta y) < \frac{1}{2}\alpha((\theta + 1)y) \iff \theta < \frac{1}{2}(\theta + 1) \iff \theta < 1,$$

which is always the case. Since we assume an NE, this cannot happen, implying that at any steep project, the part above the minimum required to get its half is strictly less than θy . Therefore, i can move y to a steep project and suppress j there. Then, according to part 2 of Lemma 4, this move is profitable, contradicting the NE. Therefore, there can be no contribution to p . This means that only the steep projects obtain contributions, and therefore, $\text{PoA} = 1$. We have fully proven case 1.

Consider case 2a now. From the proof of the existence on an NE in this case, we know that 1 investing all its budget in $m - k$ and 2 dividing its budget equally between the steep projects constitute an NE. Thus, $\text{PoS} \geq \frac{\alpha_m B_2 + \alpha_{m-k} B_1}{\alpha_m (B_1 + B_2)}$. Since $\frac{\alpha_{m-k}}{\alpha_m} \leq \frac{1}{1+\theta}$, not all the projects have equal value functions. Therefore, in an NE no player is suppressed, since if 2 dom-

inated 1, then 2 would have to invest more than B_1/θ in each project, and 2 would like to deviate to contribute to the steep projects more. Since no player is suppressed, we conclude from part 1 of Lemma 3 that player 1 never contributes to a steep project in an NE, and thus $\text{PoS} = \frac{\alpha_m B_2 + \alpha_{m-k} B_1}{\alpha_m (B_1 + B_2)}$.

Next, let us approach the price of anarchy. According to Lemma 3, the only way to reduce the efficiency relatively to the price of stability is for player 2 to invest a 2-steep project. If this happens, then we obtain that case 2b must hold, exactly as it is done in the proof of the other direction of Theorem 3. Therefore, if this case does not hold, then $\text{PoS} = \text{PoS}$. If it does, then we have the NE when 2 invests θB_1 in project $m - k$ (and 1 invests all its budget there, and 2 equally divides the rest of its budget between the steep projects), which yields the price of anarchy of $\frac{\alpha_m (B_2 - \theta B_1) + \alpha_{m-k} (B_1 (1 + \theta))}{\alpha_m (B_1 + B_2)}$.

We prove case 2b now. We show in the proof of case 2b of Theorem 3 that player 1 investing all its budget in $m - k$ and 2 investing θB_1 in $m - k$ and uniformly dividing the rest between the steep projects is an NE. Thus, $\text{PoS} \geq \frac{\alpha_m (B_2 - \theta B_1) + \alpha_{m-k} (B_1 (1 + \theta))}{\alpha_m (B_1 + B_2)}$. Since $\frac{\alpha_{m-k}}{\alpha_m} \leq \frac{2(1-\theta)}{2-\theta}$, we conclude analogously to what we did in the proof of the previous case that no player is suppressed. Thus, Lemma 3 implies that the only way to achieve a more efficient NE is for 2 to contribute only to the steep projects, while player 1 contributes only to the two-steep projects. If this is an NE, then we obtain that case 2a must hold, exactly as it is done in the proof of the other direction of Theorem 3. Therefore, if this does not hold, we have $\text{PoS} = \frac{\alpha_m (B_2 - \theta B_1) + \alpha_{m-k} (B_1 (1 + \theta))}{\alpha_m (B_1 + B_2)}$. If case 2a does hold, then we know that the profile where 1 invests all its budget in $m - k$ and 2 divides its budget between the steep projects is an NE, and thus $\text{PoS} = \frac{\alpha_m B_2 + \alpha_{m-k} B_1}{\alpha_m (B_1 + B_2)}$.

We turn to the price of anarchy now. According to Lemma 3, the NE with player 1 investing all its budget in $m - k$ and 2 investing θB_1 in $m - k$ and uniformly dividing the rest of b_2 between the steep projects is the worst possible NE, and thus $\text{PoA} = \frac{\alpha_m (B_2 - \theta B_1) + \alpha_{m-k} (B_1 (1 + \theta))}{\alpha_m (B_1 + B_2)}$.

Finally, in the case 2c we know that 2 dividing its budget equally and 1 contributing all its budget is an NE, and therefore $\text{PoS} = 1$. To find the price of anarchy, recall that if 2 does as before while 1 invests nothing at all, it still is an NE, and thus $\text{PoA} \leq \frac{\alpha_m B_2}{\alpha_m (B_1 + B_2)}$. Since 2 always gets at least $\alpha_m B_2$ in any NE, the price of anarchy cannot decrease below it, and thus $\text{PoA} = \frac{\alpha_m B_2}{\alpha_m (B_1 + B_2)}$. \square

Let us now prove Corollary 2.

Proof. The maxima are attained in case 1 of Theorem 5.

To find the infima, find the infimum in every case, substituting the ex-

tre values in the expressions for PoS and PoA. We begin with the PoS. In case 2a, the infimum of the PoS is $\frac{k}{k+\theta}$, attained for $\alpha_{m-k} = 0$ and $B_1 = \frac{\theta B_2}{k}$. In case 2b, the infimum of the PoS is the minimum of these two expressions

1. $\frac{\alpha_m B_2 + \alpha_{m-k} B_1}{\alpha_m (B_1 + B_2)}$ when $\alpha_{m-k} = \frac{2\theta}{1+\theta} \alpha_m$ and $B_1 = \frac{\theta B_2}{k+\theta^2}$, which is $\frac{k+\theta^2 + \frac{2\theta^2}{1+\theta}}{k+\theta+\theta^2}$.
2. $\frac{\alpha_m (B_2 - \theta B_1) + \alpha_{m-k} (B_1 (1+\theta))}{\alpha_m (B_1 + B_2)}$ when $\alpha_{m-k} = \frac{2\theta}{1+\theta} \alpha_m$ and $B_1 = \frac{\theta B_2}{k+\theta^2}$, which is $\frac{k+2\theta^2}{k+\theta+\theta^2}$.

The minimum of these expressions is $\frac{k+2\theta^2}{k+\theta+\theta^2}$. Finally, the infimum of the price of stability in case 2c is 1. The absolute infimum is the minimum of these three expressions, which is $\frac{k}{k+\theta}$.

We consider now the infimum of the price of anarchy. In case 2a, the infimum of the PoA is attained as follows:

1. If also case 2b holds, then it is the value of $\frac{\alpha_m (B_2 - \theta B_1) + \alpha_{m-k} (B_1 (1+\theta))}{\alpha_m (B_1 + B_2)}$ when $\alpha_{m-k} = \frac{2\theta}{1+\theta} \alpha_m$ and $B_1 = \frac{\theta B_2}{k+\theta^2}$, which is $\frac{k+2\theta^2}{k+\theta+\theta^2}$.
2. Otherwise, PoA = PoS, and so the infimum is $\frac{k}{k+\theta}$.

The minimum of these two expressions is $\frac{k}{k+\theta}$. In case 2b, the infimum of the PoA is $\frac{\alpha_m (B_2 - \theta B_1) + \alpha_{m-k} (B_1 (1+\theta))}{\alpha_m (B_1 + B_2)}$ when $\alpha_{m-k} = \frac{2\theta}{1+\theta} \alpha_m$ and $B_1 = \frac{\theta B_2}{k+\theta^2}$, which is $\frac{k+2\theta^2}{k+\theta+\theta^2}$. In case 2c, it is $\frac{B_2}{B_1 + B_2}$ when $B_1 = \frac{\theta}{m} B_2$, which is $\frac{m}{m+\theta}$. Therefore, the infimum of the price of anarchy is $\frac{k}{k+\theta}$. \square

We now present the proof of Theorem 6.

Proof. We first prove case 1. According to proof of case 1 in Theorem 4, equally dividing all the budgets between the steep projects is an NE. Therefore, PoS = 1.

Aiming to bound the price of anarchy, we notice that since player n can always obtain at least

$$\frac{\alpha_m B_n (1 + (n-1)\theta)}{n}$$

by investing all her budget in a steep project, this is a lower bound on what she obtains in any NE. Since $B_{n-1} \geq \theta B_n$, we analogically conclude that player $n-1$ receives at least

$$\frac{\alpha_m B_{n-1} (1 + (n-1)\theta)}{n}$$

in any Nash equilibrium. Therefore, the social welfare in an NE is at least

$$\frac{\alpha_m(B_{n-1} + B_n)(1 + (n-1)\theta)}{n},$$

which, in turn, implies the lower bound.

We consider case 2 now. The lower bound on the price of anarchy stems from the fact that player n always receives at least $\alpha_m B_n$ in any NE, by investing B_n in a steep project.

Assume now that $B_{n-1} < \frac{\theta}{|\Omega|} B_n$ and all the project functions are equal. We know that n dividing its budget equally and all the other players contributing all their budgets is an NE, and therefore $\text{PoS} = 1$. To find the price of anarchy, recall that if n does as before while all the other players invest nothing at all, it still is an NE, and thus $\text{PoA} \leq \frac{\alpha_m B_n}{\alpha_m(\sum_{i \in \{1, 2, \dots, n\}} B_i)}$. Since n always gets at least $\alpha_m B_n$ in any NE, the price of anarchy cannot decrease below it, and thus $\text{PoA} = \frac{\alpha_m B_n}{\alpha_m(\sum_{i \in \{1, 2, \dots, n\}} B_i)}$. \square

We now prove Corollary 3.

Proof. Theorem 7 implies the lower bound of

$$\frac{1 + (n-1)\theta \frac{\sum_{i=l}^{n-1} B_i}{\sum_{i=1}^n B_i} + \frac{1 + (n-l)\theta}{n-l+1} \frac{B_n}{\sum_{i=1}^n B_i}}{n}$$

on the price of anarchy. Since $\theta \leq 1$, this is at least

$$\frac{\theta + (n-1)\theta \frac{\sum_{i=l}^{n-1} B_i}{\sum_{i=1}^n B_i} + \frac{\theta + (n-l)\theta}{n-l+1} \frac{B_n}{\sum_{i=1}^n B_i}}{n} = \theta \frac{\sum_{i=l}^{n-1} B_i}{\sum_{i=1}^n B_i} + \theta \frac{B_n}{\sum_{i=1}^n B_i} = \theta \frac{\sum_{i=l}^n B_i}{\sum_{i=1}^n B_i},$$

providing the lower bound. \square

We shall now prove Theorem 10. To remain self-contained, before proving the theorem, we bring here the necessary definitions used by Maskin and Dasgupta (1986). Given player i with the strategy set $A_i \subseteq \mathbb{R}^m$, define $A \triangleq A_1 \times \dots \times A_n$.

Definition 5. For each pair of players $i, j \in 1, \dots, n$, let $D(i)$ be a positive natural, and for a $d \in \{1, \dots, D(i)\}$, let $f_{i,j}^d: \mathbb{R} \rightarrow \mathbb{R}$ be continuous, such that $(f_{i,j}^d)^{-1} = f_{j,i}^d$. For every player i , we define

$$A^*(i) \triangleq \{(a_1, \dots, a_n) \in A \mid \exists j \neq i, \exists k \in \{1, \dots, m\}, \exists d \in \{1, \dots, D(i)\}, \text{ such that } a_{j,k} = f_{i,j}^d(a_{i,k})\} \text{ (A.1)}$$

We now define weakly lower semi-continuity, which intuitively means that there is a set of directions, such that approaching a point from any of these directions gives values at least equal to the function at the point.

Definition 6. Let $B^m \triangleq \{z \in \mathbb{R}^m \mid \sum_{i=1}^m z_i^2 = 1\}$, i.e. the surface of the unit sphere centered at zero. Let $e \in B^m$ and $\theta > 0$. Function $g_i(a_i, a_{-i})$ is weakly lower semi-continuous in the coordinates of a_i if for all \hat{a}_i there exists an absolutely continuous measure ν on B^m , such that for all a_{-i} , we have

$$\int_{B^m} \left\{ \liminf_{\theta \rightarrow 0} g_i(\hat{a}_i + \theta e, a_{-i}) d\nu(e) \right\} \geq g_i(\hat{a}_i, a_{-i}).$$

Finally, we are ready to prove Theorem 10.

Proof. We show now that all the conditions of Theorem 5* from Maskin and Dasgupta (1986) hold. First, the strategy set of player i is simplex, and as such, it is non-empty, convex and compact. The utility function of player i is discontinuous only at a threshold of one of the projects. These points belong to the set $A^*(i)$, defined in Formula(s) (A.1), if we take

$$\begin{aligned} D(i) &\triangleq 2; \\ f_{i,j}^1(y) &\triangleq y \begin{cases} \theta & \text{if } i < j, \\ 1/\theta & \text{if } i > j; \end{cases} \\ f_{i,j}^2(y) &\triangleq y \begin{cases} \theta & \text{if } j < i, \\ 1/\theta & \text{if } j > i. \end{cases} \end{aligned}$$

The sum of all the utilities is a continuous function. In addition, the utility of player i is bounded by the largest project's value when all the players contribute their budgets there. It is also weakly lower semi-continuous in i 's contribution, since if we take the measure ν to be $\nu(S) \triangleq \lambda(S \cap B^m_+)$, where λ is the Lebesgue measure on B^m and $B^m_+ \triangleq \{z \in B^m \mid z_l \geq 0, \forall l = 1, \dots, m\}$, we obtain an absolutely continuous measure ν , such that the integral sums up only the convergences to a point from the positive directions, and such convergences will never become less than the function at the point.

Finally, Theorem 5* implies that a mixed NE exists. \square

We now prove Theorem 8.

Proof. We reduce the following NP-hard problem (Martello and Toth, 1990, Section 1.3) to best-responding by, w.l.o.g., player 1.

Definition 7. *The subset sum problem receives items $\{1, \dots, n\}$ of sizes s_1, \dots, s_n and a cap C , and returns a subset S of $\{s_1, \dots, s_n\}$ such that $\sum_{i \in S} s_i$ is maximum possible that is at most C .*

The reduction proceeds as follows. Let B_1 be C . For each item i , create project i , where player 2 contributes s_i/θ , where θ is set small enough so that player 1 will not be able to suppress 2, i.e., $C \leq s_i/(\theta^2)$, for each i . First, the inability to suppress makes player 1's utility upper semi-continuous, so a best response exists. All the equal project coefficients α are such that $\alpha C < s_i, \forall i = 1, \dots, n$, so that it is always better to achieve the threshold at yet another project than to contribute more to a project where the threshold is already achieved. We finally require that $\alpha(1 + \theta) = 2\theta$, which can be achieved by making α and/or θ smaller.

Fix any best response in the obtained game. The projects where 1 contributes above the threshold constitute an optimal solution to the subset sum problem, because player 1 needs to provide at least $\theta(s_i/\theta) = s_i$ in order to be above the threshold at project i , and such a contribution provides it with the utility of $\frac{\alpha(s_i/\theta + s_i)}{2}$, which is, because of the requirement $\alpha(1 + \theta) = 2\theta$, equal to s_i . The equivalence is completed by the fact that contributing more to such a project is less important than achieving the threshold at another project, because $\alpha C < s_i$. \square