

Exact transport coefficients from the inelastic rough Maxwell model of a granular gas

Andrés Santos^{1*} and Gilberto M. Kremer²

¹Departamento de Física and Instituto de Computación Científica Avanzada (ICCAEx), Universidad de Extremadura, Badajoz, E-06006, Spain.

²Departamento de Física, Universidade Federal do Paraná, Curitiba, Brazil.

*Corresponding author(s). E-mail(s): andres@unex.es;
Contributing authors: kremer@fisica.ufpr.br;

Abstract

Granular gases demand models capable of capturing their distinct characteristics. The widely employed inelastic hard-sphere model (IHSM) introduces complexities that are compounded when incorporating realistic features like surface roughness and rotational degrees of freedom, resulting in the more intricate inelastic rough hard-sphere model (IRHSM). This paper focuses on the inelastic rough Maxwell model (IRMM), presenting a more tractable alternative to the IRHSM and enabling exact solutions. Building on the foundation of the inelastic Maxwell model (IMM) applied to granular gases, the IRMM extends the mathematical representation to encompass surface roughness and rotational degrees of freedom. The primary objective is to provide exact expressions for the Navier–Stokes–Fourier transport coefficients within the IRMM, including the shear and bulk viscosities, the thermal and diffusive heat conductivities, and the cooling-rate transport coefficient. In contrast to earlier approximations in the IRHSM, our study unveils inherent couplings, such as shear viscosity to spin viscosity and heat conductivities to counterparts associated with a torque-vorticity vector. These exact findings provide valuable insights into refining the Sonine approximation applied to the IRHSM, contributing to a deeper understanding of the transport properties in granular gases with realistic features.

Keywords: Granular gas; Inelastic collisions; Rough particles; Maxwell model

1 Introduction

While it is well known that a hydrodynamic description can be applied to granular gases [1–3], the derivation of the associated Navier–Stokes–Fourier (NSF) transport coefficients faces important challenges. To begin with, the spatially uniform and isotropic base state is not that of equilibrium (as in the case of molecular gases) but either the so-called homogeneous cooling state (HCS) in the absence of any external driving or a nonequilibrium steady state if energy is injected to the granular gas by a certain thermostat. In top of that, one usually needs to leave out some realistic properties of the grains and focus on their most basic features by choosing a physically relevant model. In the most widely used model, the grains are assumed to be represented by perfectly smooth spheres characterized by a constant coefficient of normal restitution, α [4]. Despite that, the derivation of the NSF transport coefficients in this inelastic hard-sphere model (IHSM) requires the use of nontrivial approximations [3, 5–7]. Those approximations become even more problematic if the hard-sphere model is made more realistic by assuming surface roughness, so that the rotational degrees of freedom need to be included in the description. The resulting inelastic rough hard-sphere model (IRHSM) is characterized by a coefficient of tangential restitution, β [8–16], in addition to α . Needless to say, the NSF transport coefficients obtained from the IRHSM by an extension of the approximations used for the IHSM are much more involved than in the latter case [17–20].

The importance of exactly solvable models in statistical physics cannot be overemphasized, as they play a pivotal role in our understanding of complex physical systems and the development of fundamental principles. These models function as essential benchmarks, offering precise solutions that can serve as a reference for more realistic but less tractable systems. Moreover, they are invaluable for testing theoretical concepts, verifying numerical simulations, and confirming experimental observations. In this context, Maxwell models applied to the Boltzmann equation serve as essential tools in the development of the kinetic theory of gases.

As is well known, the original Maxwell molecules interact via a continuous repulsive interaction potential decaying as r^{-4} with the intermolecular distance r [21–24]. A notable consequence of this behavior is the independence of the collision rate on the relative velocity of the colliding pair. Consequently, the velocity moments of the Boltzmann collision term can be expressed as bilinear combinations of moments of the distribution function of equal or lower degree, facilitating the derivation of insightful exact results. The extension of this velocity-independence of the collision rate allows for the formulation of Maxwellian mathematical models that do not rely on a specific interaction potential [25].

While Maxwell models were originally designed for molecular gases, the exploration of granular gases has led to the development of the inelastic Maxwell model (IMM), accompanied by the derivation of various exact results, particularly focusing on the presence of fat high-energy tails [26–52]. Within

the IMM framework, precise evaluations of the exact NSF transport coefficients [53–58] and the Burnett coefficients [59] have been conducted. Additionally, several rheological properties have been determined [60–71]. The interest in the IMM extends beyond its mathematical tractability, encompassing its ability to account for experimental results involving magnetic grains [72].

Since the IMM represents a mathematical model for granular gases much more tractable than the conventional IHSM, thus allowing for exact results, it is then natural to construct a Maxwell version of the more realistic IRHSM. In this sense, we recently proposed the inelastic rough Maxwell model (IRMM) [73] and derived the exact collisional production rates of first and second degree, as well as the most relevant ones of third and fourth degree. In addition, the results were applied to the evaluation of the rotational-to-translational temperature ratio and the velocity cumulants in the HCS.

The aim of this paper is to derive the exact expressions for the NSF transport coefficients predicted by the IRMM, namely the shear and bulk viscosities, the thermal and diffusive heat conductivities, and the cooling-rate transport coefficient, that is, the same coefficients as previously obtained from the IRHSM by the application of a standard Sonine approximation [17, 19]. However, in contrast to the approximate treatment in the IRHSM, the study carried out here unveils an inherent coupling of the shear viscosity to a spin viscosity (associated with the spin-spin tensor defined below). Likewise, the heat conductivities are coupled to their counterparts associated with a torque-vorticity vector defined below. Thus, the exact results derived here can shed light on improvements of the Sonine approximation as applied to the IRHSM.

Our study is motivated by the challenge of deriving exact NSF transport coefficients for granular gases, focusing on the IRMM. Unlike molecular gases, granular gases present unknown nonequilibrium base states, complicating the derivation process. Existing models rely on nontrivial approximations, but the IRMM avoids such complexities and uncovers previously overlooked couplings, thus enhancing our understanding of granular gas dynamics. This contributes to refining approximation methods in similar models, serving as a valuable benchmark in both theory and practical applications.

This paper is organized as follows. The IRMM is presented in Sect. 2, where also the necessary collisional production rates are provided, the expressions of the associated coefficients being found in the Appendix. Next, in Sect. 3, the Chapman–Enskog method is applied to the explicit evaluation of the NSF transport coefficients. The results are extensively discussed in Sect. 4, including a stability analysis of the HCS and an assessment of the impact of the couplings mentioned above. Finally, the paper is closed in Sect. 5 with some concluding remarks.

2 The inelastic rough Maxwell model. Exact collisional production rates

Let us consider a granular gas made of spherical particles of diameter σ , mass m , and moment of inertia I . The translational and angular velocities of a particle will be denoted by \mathbf{v} and $\boldsymbol{\omega}$, respectively. According to the IRMM, the Boltzmann equation for the gas reads [73]

$$\frac{\partial f}{\partial t} + \mathbf{v} \cdot \nabla f = J[\mathbf{\Gamma}|f, f], \quad (1)$$

where $\mathbf{\Gamma} \equiv \{\mathbf{v}, \boldsymbol{\omega}\}$, $d\mathbf{\Gamma} \equiv d\mathbf{v}d\boldsymbol{\omega}$, $f(\mathbf{r}, \mathbf{\Gamma}, t)$ is the one-particle velocity distribution function (VDF), and $J[\mathbf{\Gamma}|f, f]$ is the bilinear collision operator

$$J[\mathbf{\Gamma}_1|f, f] = \frac{\nu}{4\pi n} \int d\mathbf{\Gamma}_2 \int d\hat{\boldsymbol{\sigma}} \left(\frac{\hat{b}_{12}^{-1}}{\alpha\beta^2} - 1 \right) f(\mathbf{\Gamma}_1)f(\mathbf{\Gamma}_2). \quad (2)$$

Here, ν is an effective mean-field collision frequency, $n = \int d\mathbf{\Gamma} f(\mathbf{\Gamma})$ is the number density, and $\hat{\boldsymbol{\sigma}}$ is the intercenter unit vector at contact. The operator \hat{b}_{12} expresses the postcollision velocities as functions of the precollisional velocities, the unit vector $\hat{\boldsymbol{\sigma}}$, the coefficient of normal restitution α , the coefficient of tangential restitution β , and the reduced moment of inertia $\kappa \equiv 4I/m\sigma^2$ [3, 17, 19]. For a brief description of the collision rules, the reader is referred to Sect. 2.1 of Ref. [73].

The range of the coefficient of normal restitution is $0 \leq \alpha \leq 1$, where $\alpha = 1$ corresponds to a perfectly elastic collision (in the sense that the normal component of the relative velocity just changes its sign upon collision). In the case of the coefficient of tangential restitution, the range is $-1 \leq \beta \leq 1$, where $\beta = -1$ defines smooth particles (the tangential component of the relative velocity is preserved after a collision) and $\beta = 1$ corresponds to perfectly rough particles (the tangential component of the relative velocity just changes its sign upon collision). Only if $\alpha = |\beta| = 1$ is the kinetic energy conserved by collisions. As for the reduced moment of inertia, $\kappa = 0$ refers to a concentration of the mass at the center of the sphere, $\kappa = \frac{2}{5}$ means a uniform mass distribution, and $\kappa = \frac{2}{3}$ if the mass is concentrated on the surface.

Given an arbitrary function $\Psi(\mathbf{\Gamma})$, we define its average value as

$$\langle \Psi \rangle = \frac{1}{n} \int d\mathbf{\Gamma} \Psi(\mathbf{\Gamma})f(\mathbf{\Gamma}). \quad (3)$$

In particular,

$$\mathbf{u} = \langle \mathbf{v} \rangle, \quad \boldsymbol{\Omega} = \langle \boldsymbol{\omega} \rangle, \quad (4a)$$

$$T_t = \frac{m}{3} \langle V^2 \rangle, \quad T_r = \frac{I}{3} \langle \omega^2 \rangle, \quad T = \frac{1}{2} (T_t + T_r), \quad (4b)$$

$$\Upsilon_{ij} = n \langle \omega_i V_j \rangle, \quad \Pi_{ij} = nm \left\langle V_i V_j - \frac{1}{3} V^2 \delta_{ij} \right\rangle, \quad (4c)$$

$$\Omega_{ij} = nI \left\langle \omega_i \omega_j - \frac{1}{3} \omega^2 \delta_{ij} \right\rangle, \quad \mathbf{Q} = \frac{nI}{2} \langle (\mathbf{V} \cdot \boldsymbol{\omega}) \boldsymbol{\omega} \rangle, \quad (4d)$$

$$\mathbf{q}_t = \frac{nm}{2} \langle V^2 \mathbf{V} \rangle, \quad \mathbf{q}_r = \frac{nI}{2} \langle \omega^2 \mathbf{V} \rangle, \quad \mathbf{q} = \mathbf{q}_t + \mathbf{q}_r. \quad (4e)$$

Here, \mathbf{u} is the flow velocity, $\mathbf{V} \equiv \mathbf{v} - \mathbf{u}$ is the translational peculiar velocity, T_t is the translational granular temperature, Π_{ij} is the (traceless) stress tensor, and \mathbf{q}_t is the translational heat flux vector. Note that the pressure tensor is

$$P_{ij} = nm \langle V_i V_j \rangle = \Pi_{ij} + nT_t \delta_{ij}. \quad (5)$$

The quantities T_t , Π_{ij} , P_{ij} , and \mathbf{q}_t are defined in the same way as in the case of smooth particles. However, the rotational degrees of freedom make it necessary to define additional quantities like the mean spin vector $\boldsymbol{\Omega}$, the rotational granular temperature T_r , the (traceless) spin-spin tensor Ω_{ij} , and the rotational heat flux vector \mathbf{q}_r . The mean granular temperature and the total heat flux are T and \mathbf{q} , respectively. Finally, the asymmetric quantity Υ_{ij} represents the couple stress tensor [74, 75], while \mathbf{Q} can be seen as a torque-vorticity vector.

The collisional production rate of an arbitrary function $\Psi(\boldsymbol{\Gamma})$ is

$$\begin{aligned} \mathcal{J}[\Psi] &\equiv \frac{1}{n} \int d\boldsymbol{\Gamma} \Psi(\boldsymbol{\Gamma}) J[\boldsymbol{\Gamma}|f, f] \\ &= \frac{\nu}{8\pi n^2} \int d\boldsymbol{\Gamma}_1 \int d\boldsymbol{\Gamma}_2 \int d\hat{\boldsymbol{\sigma}} f(\boldsymbol{\Gamma}_1) f(\boldsymbol{\Gamma}_2) (\hat{b}_{12} - 1) [\Psi(\boldsymbol{\Gamma}_1) + \Psi(\boldsymbol{\Gamma}_2)]. \end{aligned} \quad (6)$$

In Ref. [73], it was proved that the collisional production rates associated with the quantities defined in Eqs. (4) are $\mathcal{J}[\mathbf{v}] = 0$ and

$$-\nu^{-1} \mathcal{J}[\boldsymbol{\omega}] = \varphi_{01|01} \boldsymbol{\Omega}, \quad -\nu^{-1} \mathcal{J}[n\omega_i V_j] = \psi_{11|11} \Upsilon_{ij}, \quad (7a)$$

$$-\nu^{-1} \mathcal{J} \left[\frac{m}{3} V^2 \right] = \chi_{20|20} T_t + \frac{4}{\kappa} \chi_{20|02} T_r, \quad (7b)$$

$$-\nu^{-1} \mathcal{J} \left[\frac{I}{3} \omega^2 \right] = \frac{\kappa}{4} \chi_{02|20} T_t + \chi_{02|02} T_r, \quad (7c)$$

$$-\nu^{-1} \mathcal{J} \left[nm \left(V_i V_j - \frac{1}{3} V^2 \delta_{ij} \right) \right] = \psi_{20|20} \Pi_{ij} + \frac{4}{\kappa} \psi_{20|02} \Omega_{ij}, \quad (7d)$$

$$-\nu^{-1} \mathcal{J} \left[nI \left(\omega_i \omega_j - \frac{1}{3} \omega^2 \delta_{ij} \right) \right] = \frac{\kappa}{4} \psi_{02|20} \Pi_{ij} + \psi_{02|02} \Omega_{ij}, \quad (7e)$$

$$-\nu^{-1} \mathcal{J} \left[n \frac{m}{2} V^2 \mathbf{V} \right] = \varphi_{30|30} \mathbf{q}_t + \frac{4}{\kappa} \varphi_{30|12} (2\mathbf{q}_r - \mathbf{Q}), \quad (7f)$$

$$-\nu^{-1} \mathcal{J} \left[n \frac{I}{2} \omega^2 \mathbf{V} \right] = \varphi_{12|12}^{(1)} \mathbf{q}_r + \varphi_{12|12}^{(2)} \mathbf{Q} + \frac{\kappa}{4} \varphi_{12|30} \mathbf{q}_t, \quad (7g)$$

$$-\nu^{-1} \mathcal{J} \left[n \frac{I}{2} (\mathbf{V} \cdot \boldsymbol{\omega}) \boldsymbol{\omega} \right] = \overline{\varphi}_{12|12}^{(1)} \mathbf{Q} + \overline{\varphi}_{12|12}^{(2)} \mathbf{q}_r. \quad (7h)$$

It should be noted that in Eqs. (7b)–(7h) it has been assumed that $\mathbf{\Omega} = \Upsilon_{ij} = 0$ (see below). The reasoning behind the notation of the coefficients in Eqs. (7), along with their explicit expressions, is detailed in the Appendix.

The cooling rate ζ is defined as

$$\int d\mathbf{\Gamma} (mV^2 + I\omega^2) J[\mathbf{\Gamma}|f, f] = -6\zeta nT. \quad (8)$$

Thus,

$$\zeta = \frac{\nu}{2T} \left[\left(\chi_{20|20} + \frac{\kappa}{4} \chi_{02|20} \right) T_t + \left(\frac{4}{\kappa} \chi_{20|02} + \chi_{02|02} \right) T_r \right]. \quad (9)$$

3 Chapman–Enskog expansion

3.1 General scheme

The hydrodynamic balance equations of a granular gas are [3, 17, 19]

$$\mathcal{D}_t n + n \nabla \cdot \mathbf{u} = 0, \quad (10a)$$

$$mn \mathcal{D}_t \mathbf{u} + \nabla \cdot \mathbf{P} = 0, \quad (10b)$$

$$\mathcal{D}_t T + 13n (\nabla \cdot \mathbf{q} + \mathbf{P} : \nabla \mathbf{u}) + T\zeta = 0. \quad (10c)$$

In the above balance equations, $\mathcal{D}_t = \partial_t + \mathbf{u} \cdot \nabla$ denotes the material time derivative. Equations (10) are formally exact but they do not make a closed set unless constitutive equations expressing the pressure tensor \mathbf{P} , the heat flux \mathbf{q} , and the cooling rate ζ in terms of gradients of the hydrodynamic fields (n , \mathbf{u} , and T) are proposed. The form of the NSF constitutive equations (to first order in gradients) is

$$P_{ij} = nT_t^{(0)} \delta_{ij} - \eta \Delta_{ijkl} \nabla_k u_l - \eta_b \nabla \cdot \mathbf{u} \delta_{ij}, \quad (11a)$$

$$\mathbf{q} = -\lambda \nabla T - \mu \nabla n, \quad (11b)$$

$$\zeta = \zeta^{(0)} - \xi \nabla \cdot \mathbf{u}, \quad (11c)$$

where the superscript (0) denotes quantities in the absence of gradients, η is the shear viscosity, η_b is the bulk viscosity, λ is the thermal heat conductivity, μ is a Dufour-like coefficient that will be referred to as the diffusive heat conductivity [3, 76, 77], and ξ is a cooling-rate transport coefficient. In Eq. (11a),

$$\Delta_{ijkl} \equiv \delta_{ik} \delta_{jl} + \delta_{il} \delta_{jk} - \frac{2}{3} \delta_{ij} \delta_{kl}. \quad (12)$$

Although the spin-spin tensor $\mathbf{\Omega}$, the partial heat fluxes \mathbf{q}_t and \mathbf{q}_r , and the torque-vorticity vector \mathbf{Q} do not enter into the hydrodynamic balance equations, Eqs. (10), they are intrinsically coupled to \mathbf{P} and \mathbf{q} , as will be seen below.

Moreover, multiplying both sides of Eq. (1) by ω_i and integrating over $\mathbf{\Gamma}$, one gets the following balance equation:

$$n\mathcal{D}_t\Omega_i + \nabla_j \Upsilon_{ij} = -n\nu\varphi_{01|01}\Omega_i, \quad (13)$$

where use has been made of Eq. (7a). This shows that, in a homogeneous state, $\partial_t\Omega = -\nu\varphi_{01|01}\Omega$, so that $\lim_{t \rightarrow \infty} \Omega(t) = 0$. As we will see later, $\Omega \rightarrow 0$ even in the presence of hydrodynamic gradients to NSF order.

Our main goal is to derive the exact expressions for the NSF transport coefficients within the IRMM. To that end, we assume that the VDF depends on space and time only through the slow hydrodynamic fields (n , \mathbf{u} , and T), and apply the Chapman–Enskog expansion method [3, 17, 19].

In the method, one introduces a bookkeeping parameter ϵ , which is used as a small parameter, so that

$$\nabla \rightarrow \epsilon\nabla, \quad f = f^{(0)} + \epsilon f^{(1)} + \epsilon^2 f^{(2)} + \dots, \quad (14a)$$

$$\mathcal{D}_t = \mathcal{D}_t^{(0)} + \epsilon\mathcal{D}_t^{(1)} + \epsilon^2\mathcal{D}_t^{(2)} + \dots. \quad (14b)$$

Thus, the Boltzmann equation, Eq. (1), decouples into a hierarchy of equations of orders $k = 0, 1, 2, \dots$. To make a qualitative contact with the case of hard spheres, we will assume $\nu \propto n\sqrt{T_t}$ and, therefore, the collision frequency must also be expanded as

$$\nu = \nu^{(0)} + \epsilon\nu^{(1)} + \epsilon^2\nu^{(2)} + \dots, \quad (15)$$

where

$$\nu^{(0)} \propto n\sqrt{T_t^{(0)}}, \quad \nu^{(1)} = \nu^{(0)} \frac{T_t^{(1)}}{2T_t^{(0)}}. \quad (16)$$

3.2 Zeroth-order distribution

The zeroth-order Boltzmann equation is

$$\mathcal{D}_t^{(0)} f^{(0)}(\mathbf{\Gamma}_1) = \frac{\nu^{(0)}}{4\pi n} \int d\mathbf{\Gamma}_2 \int d\hat{\sigma} \left(\frac{\hat{b}_{12}^{-1}}{\alpha\beta^2} - 1 \right) f^{(0)}(\mathbf{\Gamma}_1) f^{(0)}(\mathbf{\Gamma}_2). \quad (17)$$

This shows that the zeroth-order VDF $f^{(0)}$ is the local version of the HCS VDF. Thus, according to the results derived in Ref. [73],

$$T_t^{(0)} = \tau_t T, \quad T_r^{(0)} = \tau_r T, \quad (18)$$

where

$$\tau_t = 2 - \tau_r = \frac{2}{1 + \theta}, \quad \theta = h + \sqrt{1 + h^2}, \quad (19a)$$

$$\begin{aligned}
h &\equiv \frac{\kappa}{8} \frac{\chi_{02|02} - \chi_{20|20}}{\chi_{20|02}} \\
&= \frac{1 + \kappa}{2\kappa(1 + \beta)} \left[\frac{1 + \kappa}{2} \frac{1 - \alpha^2}{1 + \beta} - (1 - \kappa)(1 - \beta) \right]. \tag{19b}
\end{aligned}$$

Moreover, the zeroth-order cooling rate is

$$\begin{aligned}
\zeta^{(0)} &= \frac{\nu^{(0)}}{2} \left[\left(\chi_{20|20} + \frac{\kappa}{4} \chi_{02|20} \right) \tau_t + \left(\frac{4}{\kappa} \chi_{20|02} + \chi_{02|02} \right) \tau_r \right] \\
&= \frac{1}{6} \frac{\nu^{(0)}}{1 + \theta} \left[1 - \alpha^2 + 2 \frac{1 - \beta^2}{1 + \kappa} \theta \left(\frac{\kappa}{\theta} + 1 \right) \right]. \tag{20}
\end{aligned}$$

Note also that, in the HCS,

$$\boldsymbol{\Omega}^{(0)} = \Upsilon_{ij}^{(0)} = \Pi_{ij}^{(0)} = \Omega_{ij}^{(0)} = \mathbf{q}_t^{(0)} = \mathbf{q}_r^{(0)} = \mathbf{Q}^{(0)} = 0. \tag{21}$$

3.3 First-order distribution

The integral equation for the first-order distribution function $f^{(1)}$ is

$$\begin{aligned}
\left(\mathcal{D}_t^{(0)} + \mathcal{L} \right) f^{(1)} &= - \left(\mathcal{D}_t^{(1)} + \mathbf{V} \cdot \nabla - \frac{T_t^{(1)}}{2\tau_t T} \mathcal{D}_t^{(0)} \right) f^{(0)} \\
&= \mathbf{A} \cdot \nabla \ln T + \mathbf{B} \cdot \nabla \ln n + C_{ij} \nabla_j u_i + E \nabla \cdot \mathbf{u} \\
&\quad + \left[\zeta^{(1)} - \frac{\nu^{(1)} \zeta^{(0)}}{\nu^{(0)}} \right] T \partial_T f^{(0)}, \tag{22}
\end{aligned}$$

where

$$\begin{aligned}
\mathcal{L} f^{(1)}(\boldsymbol{\Gamma}_1) &= - \frac{\nu^{(0)}}{4\pi n} \int d\boldsymbol{\Gamma}_2 \int d\hat{\boldsymbol{\sigma}} \left(\frac{\hat{b}_{12}^{-1}}{\alpha\beta^2} - 1 \right) \\
&\quad \times \left[f^{(0)}(\boldsymbol{\Gamma}_1) f^{(1)}(\boldsymbol{\Gamma}_2) + f^{(0)}(\boldsymbol{\Gamma}_2) f^{(1)}(\boldsymbol{\Gamma}_1) \right] \tag{23}
\end{aligned}$$

is the linearized collision operator and

$$\mathbf{A} = -T \left(\mathbf{V} \partial_T + \frac{\tau_t}{m} \partial_{\mathbf{V}} \right) f^{(0)}, \tag{24a}$$

$$\mathbf{B} = - \left(\mathbf{V} + \frac{\tau_t T}{m} \partial_{\mathbf{V}} \right) f^{(0)}, \tag{24b}$$

$$C_{ij} = \left(\partial_{V_i} V_j - \frac{1}{3} \delta_{ij} \partial_{\mathbf{V}} \cdot \mathbf{V} \right) f^{(0)}, \tag{24c}$$

$$E = \frac{1}{3} \left(\partial_{\mathbf{V}} \cdot \mathbf{V} + \tau_t T \partial_T \right) f^{(0)}, \tag{24d}$$

$$T\partial_T f^{(0)} = -\frac{1}{2}(\partial_{\mathbf{v}} \cdot \mathbf{V} + \partial_{\boldsymbol{\omega}} \cdot \boldsymbol{\omega}) f^{(0)}. \quad (24e)$$

The solution to Eq. (22) has the form

$$f^{(1)} = \mathcal{A} \cdot \nabla \ln T + \mathcal{B} \cdot \nabla \ln n + \mathcal{C}_{ij} \nabla_j u_i + \mathcal{E} \nabla \cdot \mathbf{u}, \quad (25)$$

where the vectors \mathcal{A} and \mathcal{B} , the traceless tensor \mathcal{C}_{ij} , and the scalar \mathcal{E} are the solutions of a set of linear integral equations [17, 19]. Whereas in the case of the IRHSM one needs to solve those integral equations by a Sonine approximation, the main advantage of the IRMM is that it is not necessary to get any explicit expression for $f^{(1)}$ (or, equivalently, \mathcal{A} , \mathcal{B} , \mathcal{C}_{ij} and \mathcal{E}) since, as shown below, one can exactly obtain the transport coefficients by just taking velocity moments in both sides of Eq. (22).

From Eq. (23), it follows that

$$\int d\mathbf{\Gamma} \Psi(\mathbf{\Gamma}) \mathcal{L} f^{(1)}(\mathbf{\Gamma}) = -n\nu^{(0)} \nu^{-1} \mathcal{J}[\Psi] \quad (26)$$

for the functions $\Psi(\mathbf{\Gamma})$ in Eqs. (7a) and (7d)–(7h). On the other hand, from Eqs. (7b) and (7c), we have

$$\int d\mathbf{\Gamma} \left\{ \frac{m}{3} V^2 \right\} \mathcal{L} f^{(1)}(\mathbf{\Gamma}) = n\nu^{(0)} \left\{ \chi_{20|20} - \frac{4}{\kappa} \chi_{20|02} \right\} T_t^{(1)}, \quad (27)$$

where we have taken into account that $T_t^{(1)} + T_r^{(1)} = 0$ since T is a hydrodynamic variable. From Eq. (9), we obtain the following expression for the first-order cooling rate,

$$\zeta^{(1)} = \nu^{(0)} \left[\frac{\zeta^{(0)}}{\tau_t \nu^{(0)}} + \chi_{20|20} - \frac{4\chi_{20|02}}{\kappa} - \chi_{02|02} + \frac{\kappa\chi_{02|20}}{4} \right] \frac{T_t^{(1)}}{2T}, \quad (28)$$

where we have taken into account that $\nu^{(1)}/\nu^{(0)} = T_t^{(1)}/2\tau_t T$ [see Eq. (16)].

As we will show below, Eqs. (26) and (27), together with the collision integrals in Eqs. (7), allow us to derive exactly the NSF transport coefficients within the IRMM.

3.3.1 Mean spin vector and couple stress tensor

Here we prove that $\boldsymbol{\Omega}^{(1)} = \Upsilon_{ij}^{(1)} = 0$. Suppose that $\boldsymbol{\Omega}^{(1)}$ and $\Upsilon_{ij}^{(1)}$ existed; then, by symmetry, one should have

$$n\boldsymbol{\Omega}^{(1)} = \varsigma_1 \nabla T + \varsigma_2 \nabla n, \quad (29a)$$

$$\Upsilon_{ij}^{(1)} = \varsigma_{ijkl} \nabla_k u_\ell, \quad (29b)$$

where ς_1 , ς_2 , and ς_{ijkl} would be the associated transport coefficients. By dimensional analysis, $\varsigma_1 \propto n/\sqrt{mT}$, $\varsigma_2 \propto \sqrt{T/m}$, $\varsigma_{ijkl} \propto n\sqrt{T/m}$. Therefore,

$$\mathcal{D}_t^{(0)} n \mathbf{\Omega}^{(1)} = \zeta^{(0)} \left[-\varsigma_1 \nabla T + \left(\frac{\varsigma_1 T}{n} - \varsigma_2 \right) \nabla n \right], \quad (30a)$$

$$\mathcal{D}_t^{(0)} \Upsilon_{ij}^{(1)} = -\frac{\zeta^{(0)}}{2} \varsigma_{ijkl} \nabla_k u_\ell. \quad (30b)$$

In Eq. (30a), use has been made of the property

$$\mathcal{D}_t^{(0)} \nabla T = -\nabla \left[\zeta^{(0)} T \right] = -\zeta^{(0)} \left(\frac{T}{n} \nabla n + \frac{3}{2} \nabla T \right). \quad (31)$$

The key point is that, as can be easily checked from Eqs. (24),

$$\begin{aligned} \int d\mathbf{\Gamma} \left\{ \frac{\boldsymbol{\omega}}{\omega_i V_j} \right\} A_k(\mathbf{\Gamma}) &= \int d\mathbf{\Gamma} \left\{ \frac{\boldsymbol{\omega}}{\omega_i V_j} \right\} B_k(\mathbf{\Gamma}) = \int d\mathbf{\Gamma} \left\{ \frac{\boldsymbol{\omega}}{\omega_i V_j} \right\} C_{kl}(\mathbf{\Gamma}) \\ &= \int d\mathbf{\Gamma} \left\{ \frac{\boldsymbol{\omega}}{\omega_i V_j} \right\} E(\mathbf{\Gamma}) = \int d\mathbf{\Gamma} \left\{ \frac{\boldsymbol{\omega}}{\omega_i V_j} \right\} \partial_T f^{(0)}(\mathbf{\Gamma}) = 0. \end{aligned} \quad (32)$$

As a consequence, multiplying both sides of Eq. (22) by $\boldsymbol{\omega}$ or $\omega_i V_j$, integrating over $\mathbf{\Gamma}$, and using Eqs. (7a), (26), and (30), one gets

$$\varsigma_1 \zeta^{(0)} = \varsigma_1 \nu^{(0)} \varphi_{01|01}, \quad (33a)$$

$$\left(\varsigma_2 - \frac{\varsigma_1 T}{n} \right) \zeta^{(0)} = \varsigma_2 \nu^{(0)} \varphi_{01|01}, \quad (33b)$$

$$\varsigma_{ijkl} \frac{\zeta^{(0)}}{2} = \varsigma_{ijkl} \nu^{(0)} \psi_{11|11}. \quad (33c)$$

The solution of those homogeneous linear equations is the trivial one, i.e.,

$$\varsigma_1 = \varsigma_2 = \varsigma_{ijkl} = 0. \quad (34)$$

Therefore, $\mathbf{\Omega}^{(1)} = \Upsilon_{ij}^{(1)} = 0$, thus justifying the assumption made in Eqs. (7b)–(7h).

The observation that both the mean spin vector and the couple stress tensor vanish to NSF order in the IRMM contrasts with expectations based on the micropolar fluids framework [74, 75, 78, 79]. This contrast is likely attributed to the low-density regime where the Boltzmann equation is applicable and the absence of boundary effects in the NSF description [75]. However, in the case of dense gases, a dependency does emerge, with the stress tensor correlating with the anti-symmetric part of flow velocity and mean spin gradients, and the heat flux linking with the curl of the mean spin vector [80–83].

3.3.2 Stress and spin-spin tensors

Now we turn to the first-order translational temperature $T_t^{(1)}$, stress tensor $\Pi_{ij}^{(1)}$, and spin-spin tensor $\Omega_{ij}^{(1)}$. First, we need to make use of the integrals

$$\int d\mathbf{\Gamma} \left\{ \begin{matrix} mV_i V_j \\ I\omega_i \omega_j \end{matrix} \right\} \mathbf{A}(\mathbf{\Gamma}) = \int d\mathbf{\Gamma} \left\{ \begin{matrix} mV_i V_j \\ I\omega_i \omega_j \end{matrix} \right\} \mathbf{B}(\mathbf{\Gamma}) = 0, \quad (35a)$$

$$\int d\mathbf{\Gamma} \left\{ \begin{matrix} mV_i V_j \\ I\omega_i \omega_j \end{matrix} \right\} E(\mathbf{\Gamma}) = \frac{n\tau_t \tau_r T}{3} \begin{Bmatrix} -1 \\ 1 \end{Bmatrix} \delta_{ij}, \quad (35b)$$

$$\int d\mathbf{\Gamma} \left\{ \begin{matrix} mV_i V_j \\ I\omega_i \omega_j \end{matrix} \right\} T \partial_T f^{(0)}(\mathbf{\Gamma}) = nT \begin{pmatrix} \tau_t \\ \tau_r \end{pmatrix} \delta_{ij}, \quad (35c)$$

$$\int d\mathbf{\Gamma} \left\{ \begin{matrix} mV_i V_j \\ I\omega_i \omega_j \end{matrix} \right\} C_{k\ell}(\mathbf{\Gamma}) = -n\tau_t T \begin{Bmatrix} \Delta_{ijk\ell} \\ 0 \end{Bmatrix}. \quad (35d)$$

Multiplying both sides of Eq. (22) by $mV^2/3$ and integrating over $\mathbf{\Gamma}$, one gets

$$\begin{aligned} \mathcal{D}_t^{(0)} T_t^{(1)} + \nu^{(0)} \left(\chi_{20|20} - \frac{4}{\kappa} \chi_{20|02} \right) T_t^{(1)} = & -\frac{\tau_t \tau_r}{3} T \nabla \cdot \mathbf{u} \\ & + \left[\zeta^{(1)} - \frac{\nu^{(1)} \zeta^{(0)}}{\nu^{(0)}} \right] \tau_t T. \end{aligned} \quad (36)$$

The same result is obtained by multiplication of both sides of Eq. (22) by $I\omega^2/3$.

Since, on physical grounds, $T_t^{(1)}$ must be proportional to $T(\nabla \cdot \mathbf{u})/\nu^{(0)}$, it turns out that $\mathcal{D}_t^{(0)} T_t^{(1)} = \frac{1}{2}[T_t^{(1)}/T]\mathcal{D}_t^{(0)} T = -\frac{1}{2}\zeta^{(0)} T_t^{(1)}$. Thus, $T_t^{(1)}$ is given by

$$T_t^{(1)} = -\frac{\eta_b}{n} \nabla \cdot \mathbf{u}, \quad (37)$$

where

$$\eta_b = \frac{2nT\tau_t\tau_r}{3\nu^{(0)}} \left[\left(\chi_{20|20} - \frac{4\chi_{20|02}}{\kappa} \right) \tau_r + \left(\chi_{02|02} - \frac{\kappa\chi_{02|20}}{4} \right) \tau_t - \frac{\zeta^{(0)}}{\nu^{(0)}} \right]^{-1} \quad (38)$$

is the bulk viscosity introduced in Eq. (11a). Combination of Eqs. (28), (37), and (38) yields the cooling-rate transport coefficient introduced in Eq. (11c), namely

$$\xi = \left[\frac{\zeta^{(0)}}{\tau_t \nu^{(0)}} + \chi_{20|20} - \frac{4\chi_{20|02}}{\kappa} - \chi_{02|02} + \frac{\kappa\chi_{02|20}}{4} \right] \frac{\eta_b}{2nT/\nu^{(0)}}. \quad (39)$$

Next, from Eq. (22) one obtains

$$\mathcal{D}_t^{(0)} \left\{ \begin{matrix} \Pi_{ij}^{(1)} \\ \Omega_{ij}^{(1)} \end{matrix} \right\} + \nu^{(0)} \left\{ \begin{matrix} \psi_{20|20} \Pi_{ij}^{(1)} + \frac{4}{\kappa} \psi_{20|02} \Omega_{ij}^{(1)} \\ \psi_{02|02} \Omega_{ij}^{(1)} + \frac{\kappa}{4} \psi_{02|20} \Pi_{ij}^{(1)} \end{matrix} \right\} = \nabla_k u_\ell \left\{ \begin{matrix} -n\tau_t T \Delta_{ijk\ell} \\ 0 \end{matrix} \right\}. \quad (40)$$

Both $\Pi_{ij}^{(1)}$ and $\Omega_{ij}^{(1)}$ must be proportional to $nT\Delta_{ijk\ell}\nabla_k u_\ell$, so that $\mathcal{D}_t^{(0)}\Pi_{ij}^{(1)} = -\frac{1}{2}\zeta^{(0)}\Pi_{ij}^{(1)}$ and $\mathcal{D}_t^{(0)}\Omega_{ij}^{(1)} = -\frac{1}{2}\zeta^{(0)}\Omega_{ij}^{(1)}$. We then write

$$\Pi_{ij}^{(1)} = -\eta\Delta_{ijk\ell}\nabla_k u_\ell, \quad \Omega_{ij}^{(1)} = -\eta_\Omega\Delta_{ijk\ell}\nabla_k u_\ell, \quad (41)$$

where η is the shear viscosity introduced in Eq. (11a) and η_Ω is a new transport coefficient here called spin viscosity. Inserting this into Eq. (40), we obtain the set of linear equations

$$\begin{bmatrix} \nu^{(0)}\psi_{20|20} - \frac{1}{2}\zeta^{(0)} & \nu^{(0)}\frac{4\psi_{20|02}}{\kappa} \\ \nu^{(0)}\frac{\kappa\psi_{02|02}}{4} & \nu^{(0)}\psi_{02|02} - \frac{1}{2}\zeta^{(0)} \end{bmatrix} \cdot \begin{bmatrix} \eta \\ \eta_\Omega \end{bmatrix} = \begin{bmatrix} n\tau_t T \\ 0 \end{bmatrix}, \quad (42)$$

whose solution is

$$\eta_\Omega = -\frac{\kappa}{4}\frac{\psi_{02|20}}{\psi_{02|02} - \frac{1}{2}\zeta^{(0)}/\nu^{(0)}}\eta, \quad (43a)$$

$$\eta = \frac{n\tau_t T}{\nu^{(0)}} \left[\psi_{20|20} - \frac{1}{2}\frac{\zeta^{(0)}}{\nu^{(0)}} - \frac{\psi_{20|02}\psi_{02|20}}{\psi_{02|02} - \frac{1}{2}\zeta^{(0)}/\nu^{(0)}} \right]^{-1}. \quad (43b)$$

3.3.3 Heat flux and torque-vorticity vectors

Let us now consider the first-order translational (\mathbf{q}_t) and rotational (\mathbf{q}_r) contributions to the heat flux ($\mathbf{q} = \mathbf{q}_t + \mathbf{q}_r$), as well as the torque-vorticity vector \mathbf{Q} .

The needed integrals are

$$\int d\Gamma \left\{ \begin{array}{l} \frac{m}{2}V^2V_i \\ \frac{1}{2}\omega^2V_i \\ \frac{1}{2}(\mathbf{V} \cdot \boldsymbol{\omega})\omega_i \end{array} \right\} A_j(\Gamma) = -\frac{nT^2\tau_t}{2m} \left\{ \begin{array}{l} 5\tau_t(1+2a_{20}) \\ 3\tau_r(1+2a_{11}) \\ \tau_r(1+2b_{00}) \end{array} \right\} \delta_{ij}, \quad (44a)$$

$$\int d\Gamma \left\{ \begin{array}{l} \frac{m}{2}V^2V_i \\ \frac{1}{2}\omega^2V_i \\ \frac{1}{2}(\mathbf{V} \cdot \boldsymbol{\omega})\omega_i \end{array} \right\} B_j(\Gamma) = -\frac{nT^2\tau_t}{2m} \left\{ \begin{array}{l} 5\tau_t a_{20} \\ 3\tau_r a_{11} \\ \tau_r b_{00} \end{array} \right\} \delta_{ij}, \quad (44b)$$

$$\begin{aligned} \int d\Gamma \left\{ \begin{array}{l} \frac{m}{2}V^2\mathbf{V} \\ \frac{1}{2}\omega^2\mathbf{V} \\ \frac{1}{2}(\mathbf{V} \cdot \boldsymbol{\omega})\boldsymbol{\omega} \end{array} \right\} E(\Gamma) &= \int d\Gamma \left\{ \begin{array}{l} \frac{m}{2}V^2\mathbf{V} \\ \frac{1}{2}\omega^2\mathbf{V} \\ \frac{1}{2}(\mathbf{V} \cdot \boldsymbol{\omega})\boldsymbol{\omega} \end{array} \right\} T\partial_T f^{(0)}(\Gamma) \\ &= \int d\Gamma \left\{ \begin{array}{l} \frac{m}{2}V^2\mathbf{V} \\ \frac{1}{2}\omega^2\mathbf{V} \\ \frac{1}{2}(\mathbf{V} \cdot \boldsymbol{\omega})\boldsymbol{\omega} \end{array} \right\} C_{k\ell}(\Gamma) = 0. \end{aligned} \quad (44c)$$

Here,

$$a_{20} = \frac{3}{5}\frac{\langle V^4 \rangle}{\langle V^2 \rangle^2} - 1, \quad a_{11} = \frac{\langle V^2\omega^2 \rangle}{\langle V^2 \rangle \langle \omega^2 \rangle} - 1, \quad b_{00} = 3\frac{\langle (\mathbf{V} \cdot \boldsymbol{\omega})^2 \rangle}{\langle V^2 \rangle \langle \omega^2 \rangle} - 1, \quad (45)$$

are cumulants associated with $f^{(0)}$. Their expressions within the IRMM can be found in Ref. [73].¹ The cumulants are finite only if the coefficient of tangential restitution β is larger than a certain α -dependent threshold value $\beta_0(\alpha)$ [73].

Now, we multiply both sides of Eq. (22) by $\{\frac{m}{2}V^2\mathbf{V}, \frac{L}{2}\omega^2\mathbf{V}, \frac{L}{2}(\mathbf{V} \cdot \boldsymbol{\omega})\boldsymbol{\omega}\}$, and integrate over velocity. The result is

$$\begin{aligned} \mathcal{D}_t^{(0)} \begin{Bmatrix} \mathbf{q}_t^{(1)} \\ \mathbf{q}_r^{(1)} \\ \mathbf{Q}^{(1)} \end{Bmatrix} + \nu^{(0)} \begin{Bmatrix} \varphi_{30|30}\mathbf{q}_t^{(1)} + \frac{4}{\kappa}\varphi_{30|12}[2\mathbf{q}_r^{(1)} - \mathbf{Q}^{(1)}] \\ \frac{\kappa}{4}\varphi_{12|30}\mathbf{q}_t^{(1)} + \varphi_{12|12}\mathbf{q}_r^{(1)} + \varphi_{12|12}\mathbf{Q}^{(1)} \\ \bar{\varphi}_{12|12}^{(1)}\mathbf{Q}^{(1)} + \bar{\varphi}_{12|12}^{(2)}\mathbf{q}_r^{(1)} \end{Bmatrix} \\ = -\frac{nT\tau_t}{2m} \begin{Bmatrix} 5\tau_t(1+2a_{20}) \\ 3\tau_r(1+2a_{11}) \\ \tau_r(1+2b_{00}) \end{Bmatrix} \nabla T - \frac{T^2\tau_t}{2m} \begin{Bmatrix} 5\tau_t a_{20} \\ 3\tau_r a_{11} \\ \tau_r b_{00} \end{Bmatrix} \nabla n. \end{aligned} \quad (46)$$

The solution to Eq. (46) has the structure

$$\begin{Bmatrix} \mathbf{q}_t^{(1)} \\ \mathbf{q}_r^{(1)} \\ \mathbf{Q}^{(1)} \end{Bmatrix} = - \begin{Bmatrix} \tau_t \lambda_t \\ \tau_r \lambda_r \\ \lambda_Q \end{Bmatrix} \nabla T - \begin{Bmatrix} \mu_t \\ \mu_r \\ \mu_Q \end{Bmatrix} \nabla n, \quad (47)$$

where, by dimensional analysis, $\{\lambda_t, \lambda_r, \lambda_Q\} \propto nT/\nu^{(0)}$ and $\{\mu_t, \mu_r, \mu_Q\} \propto T^2/\nu^{(0)}$. As a consequence,

$$\mathcal{D}_t^{(0)} \begin{Bmatrix} \lambda_t \\ \lambda_r \\ \lambda_Q \end{Bmatrix} \nabla T = - \begin{Bmatrix} \lambda_t \\ \lambda_r \\ \lambda_Q \end{Bmatrix} \zeta^{(0)} \left(2\nabla T + \frac{T}{n} \nabla n \right), \quad (48a)$$

$$\mathcal{D}_t^{(0)} \begin{Bmatrix} \mu_t \\ \mu_r \\ \mu_Q \end{Bmatrix} \nabla n = -\frac{3}{2} \begin{Bmatrix} \mu_t \\ \mu_r \\ \mu_Q \end{Bmatrix} \zeta^{(0)} \nabla n. \quad (48b)$$

Equation (46) then yields the matrix equations

$$\begin{bmatrix} \tau_t \lambda_t \\ \tau_r \lambda_r \\ \lambda_Q \end{bmatrix} = \frac{nT\tau_t}{2m} \left(\nu^{(0)}\Phi - 2\zeta^{(0)}\mathbb{I} \right)^{-1} \cdot \begin{bmatrix} 5\tau_t(1+2a_{20}) \\ 3\tau_r(1+2a_{11}) \\ \tau_r(1+2b_{00}) \end{bmatrix}, \quad (49a)$$

$$\begin{bmatrix} \mu_t \\ \mu_r \\ \mu_Q \end{bmatrix} = \frac{T}{n} \left(\nu^{(0)}\Phi - \frac{3}{2}\zeta^{(0)}\mathbb{I} \right)^{-1} \cdot \left(\frac{n\tau_t T}{2m} \begin{bmatrix} 5\tau_t a_{20} \\ 3\tau_r a_{11} \\ \tau_r b_{00} \end{bmatrix} + \zeta^{(0)} \begin{bmatrix} \tau_t \lambda_t \\ \tau_r \lambda_r \\ \lambda_Q \end{bmatrix} \right), \quad (49b)$$

¹Note that, in the notation of Ref. [73], $a_{20} = a_{20}^{(0)}$, $a_{11} = a_{11}^{(0)}$, and $b_{00} = \frac{5}{2}a_{00}^{(1)} + a_{11}^{(0)}$.

where \mathbf{l} is the 3×3 unit matrix and

$$\Phi \equiv \begin{bmatrix} \varphi_{30|30} & \frac{8}{\kappa} \varphi_{30|12} & -\frac{4}{\kappa} \varphi_{30|12} \\ \frac{\kappa}{4} \varphi_{12|30} & \varphi_{12|12}^{(1)} & \varphi_{12|12}^{(2)} \\ 0 & \overline{\varphi}_{12|12}^{(2)} & \overline{\varphi}_{12|12}^{(1)} \end{bmatrix}. \quad (50)$$

Equation (49a) provides the thermal heat conductivities λ_t and λ_r , as well as the thermal torque-vorticity conductivity λ_Q . Then, the diffusive (heat and torque-vorticity) conductivities μ_t , μ_r , and μ_Q are obtained from Eq. (49b).

4 Discussion

4.1 Summary of final expressions

To summarize, in the NSF constitutive equations, Eqs. (11), the zeroth-order translational temperature and cooling rate are given by Eqs. (18) and (20), respectively, the bulk and shear viscosities are given by Eqs. (38) and (43b), respectively, and the cooling-rate transport coefficient ξ is obtained from Eq. (39). The thermal and diffusive heat conductivities are $\lambda = \tau_t \lambda_t + \tau_r \lambda_r$ and $\mu = \mu_t + \mu_r$, respectively, where λ_t and λ_r are given by Eq. (49a), whereas μ_t and μ_r are obtained from Eq. (49b). In Eqs. (49), the zeroth-order cumulants (a_{20} , a_{11} , and b_{00}) have exact explicit expressions [73]. In all those results, the relevant coefficients $\chi_{ij|kl}$, $\psi_{ij|kl}$, $\varphi_{ij|kl}$, $\varphi_{12|12}^{(1)}$, $\varphi_{12|12}^{(2)}$, $\overline{\varphi}_{12|12}^{(1)}$, and $\overline{\varphi}_{12|12}^{(2)}$ can be found in the Appendix.

It is noteworthy that the first-order stress tensor $\Pi^{(1)}$ turns out to be intrinsically coupled to the first-order spin-spin tensor $\Omega^{(1)}$, as Eq. (40) shows. Thus, the derivation of the shear viscosity η requires the parallel derivation of the spin viscosity η_Ω introduced in Eq. (41), this new transport coefficient being given by Eq. (43a). This remark is important because the coupling between $\Pi^{(1)}$ and $\Omega^{(1)}$ is usually ignored in the approximate derivation of η for the IRHSM, where a standard Sonine approximation is employed [17, 19].

Analogously, Eq. (46) shows that the first-order partial heat fluxes $\mathbf{q}_t^{(1)}$ and $\mathbf{q}_r^{(1)}$ are intrinsically coupled to the first-order torque-vorticity vector $\mathbf{Q}^{(1)}$. The latter vector is characterized by the transport coefficients λ_Q and μ_Q [see Eq. (47)], which are obtained from Eqs. (49a) and (49b), respectively. While the coupling between $\mathbf{q}_t^{(1)}$ and $\mathbf{q}_r^{(1)}$ is taken into account in the approximate derivation of λ and μ for the IRHSM [17, 19], the coupling to $\mathbf{Q}^{(1)}$ is not accounted for.

In order to nondimensionalize the coefficients, it is convenient to take as a reference the shear viscosity and thermal conductivity of a gas made of elastic and smooth spheres at the same translational temperature as that of the HCS of the granular gas. More specifically, we take

$$\eta_0 = \frac{5}{2} \frac{n \tau_t T}{\nu^{(0)}}, \quad \lambda_0 = \frac{15}{4} \frac{\tau_t \eta_0}{m}. \quad (51)$$

Table 1 Special limiting cases. The polynomials in the expression of λ^* in the Pidduck model are $\mathcal{P}_3(\kappa) = 75(14 + 125\kappa + 80\kappa^2 + 225\kappa^3)$ and $\mathcal{P}_4(\kappa) = 2(689 + 4850\kappa + 8630\kappa^2 + 5850\kappa^3 + 1125\kappa^4)$.

Coefficient	Pure smooth (IMM) ($\beta = -1$)	Quasismooth limit ($\beta \rightarrow -1$)	Pidduck model ($\alpha = \beta = 1$)
η^*	$\frac{24}{(1+\alpha)(11+\alpha)}$	$\frac{6}{(1+\alpha)(4-\alpha)}$	$\frac{(1+\kappa)^2(3+10\kappa)}{(1+5\kappa)(3+5\kappa)}$
η_b^*	0	$\frac{8}{5(1-\alpha^2)}$	$\frac{(1+\kappa)^2}{20\kappa}$
ξ	0	0	0
η_Ω^*	0	0	$-\frac{5\kappa(1+\kappa)^2}{(1+5\kappa)(3+5\kappa)}$
λ^*	$\frac{16(17-18\alpha+9\alpha^2)}{(1+\alpha)(9\alpha-1)(5+6\alpha-3\alpha^2)}$	Diverging	$\frac{\mathcal{P}_4(\kappa)}{\mathcal{P}_3(\kappa)}$
μ^*	$\frac{16(1-\alpha)(41-30\alpha+9\alpha^2)}{(1+\alpha)^2(9\alpha-1)(5+6\alpha-3\alpha^2)}$	Diverging	0
λ_Q^*	0	Diverging	$\frac{4}{75}$
μ_Q^*	0	Diverging	0

Thus, the dimensionless transport coefficients are

$$\eta^* = \frac{\eta}{\eta_0}, \quad \eta_b^* = \frac{\eta_b}{\eta_0}, \quad \eta_\Omega^* = \frac{\eta_\Omega}{\eta_0}, \quad (52a)$$

$$\lambda^* = \frac{\lambda}{\lambda_0}, \quad \mu^* = \frac{\mu}{(T/n)\lambda_0}, \quad \lambda_Q^* = \frac{\lambda_Q}{\lambda_0}, \quad \mu_Q^* = \frac{\mu_Q}{(T/n)\lambda_0}. \quad (52b)$$

Note that the cooling-rate transport coefficient ξ is dimensionless by construction.

4.2 Special limits

The (reduced) transport coefficients η^* , η_b^* , ξ , η_Ω^* , λ^* , μ^* , λ_Q^* , and μ_Q^* are displayed in Table 1 for some special limits: pure smooth particles ($\beta = -1$), the quasi-smooth limit ($\beta \rightarrow -1$), and the conservative Pidduck case ($\alpha = \beta = 1$). In the case of pure smooth particles, the rotational degrees of freedom are irrelevant and the results are obtained by formally setting $\theta \rightarrow 0$. This allows us to recover previous results [53]. In the quasismooth limit, the zeroth-order cumulants diverge, what produces the divergence of the transport coefficients associated with the heat flux and the torque-vorticity vector, whereas those associated with the pressure and spin-spin tensors take finite values. Finally, in the Pidduck model [84], the total kinetic energy is conserved by collisions, the model having been used for polyatomic gases [80, 84–87]. Even in that case, the couplings $\Pi \leftrightarrow \Omega$ and $\mathbf{q} \leftrightarrow \mathbf{Q}$ still hold, as made evident by the nonzero values of η_Ω^* and λ_Q^* , respectively. Interestingly, λ_Q^* is independent of the reduced moment of inertia κ in the Pidduck model.

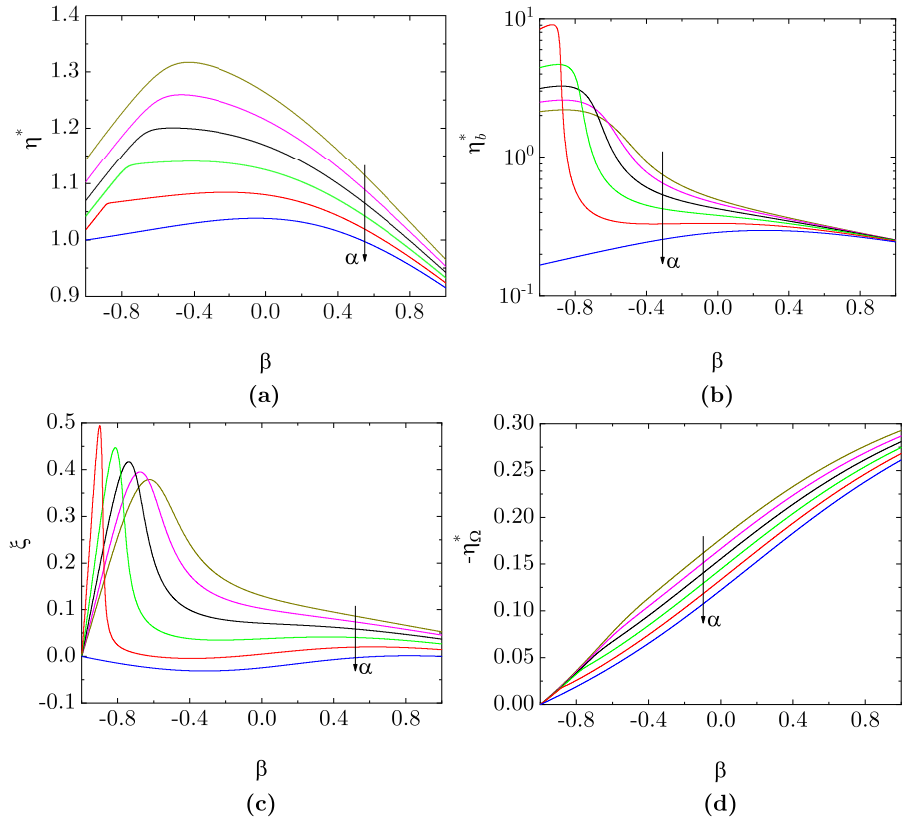


Fig. 1 Plot of **a** the reduced shear viscosity η^* , **b** the reduced bulk viscosity η_b^* , **c** the cooling-rate transport coefficient ξ , and **d** the reduced spin viscosity $-\eta_\Omega^*$ versus the coefficient of tangential restitution β for $\alpha = 0.5, 0.6, 0.7, 0.8, 0.9, 1$. The arrows indicate increasing values of α . Here, the particles are assumed to have a uniform mass distribution ($\kappa = \frac{2}{5}$).

4.3 Coefficients η^* , η_b^* , ξ , and η_Ω^*

The NSF transport coefficients related to the pressure tensor, the cooling rate, and the spin-spin tensor are plotted in Fig. 1 as functions of the coefficient of tangential restitution for several values of the coefficient of normal restitution. Here, and in what follows, we assume a uniform mass distribution in each particle, i.e., $\kappa = \frac{2}{5}$.

Figures 1a and 1b show a dependence of η^* and η_b^* on α and β qualitatively similar to that observed in the case of the IRHSM within the standard Sonine approximation [17]. For a fixed α , η^* exhibits a local maximum at a certain value of β . As α decreases, the maximum grows and moves toward smaller values of β . In the case of η_b^* , however, the magnitude of the maximum decreases with decreasing α , with the exception of $\alpha = 1$. Moreover, as roughness increases, η_b^* becomes less and less dependent on α . In what concerns the cooling-rate transport coefficient ξ , Fig. 1c presents a nonmonotonic

dependence on both α and β similar to that observed in the IRHSM with the standard Sonine approximation [17].

The new transport coefficient η_{Ω}^* , which is discarded in the standard Sonine approximation for the IRHSM, is displayed in Fig. 1d. The most remarkable feature is that, in contrast to η^* , η_{Ω}^* is negative. To better grasp the consequences of that, imagine the simple shear flow geometry $\nabla_i u_j = \dot{\gamma} \delta_{iy} \delta_{jx}$, where the shear rate $\dot{\gamma}$ is assumed to be positive. Then, according to Eq. (11a), $\langle V_x V_y \rangle < 0$, that is, particles moving with $V_y > 0$ tend to have $V_x < 0$, and vice versa (second and fourth quadrants on the xy plane). On the other hand, Eq. (41) implies that $\langle \omega_x \omega_y \rangle > 0$, so that the projection on the xy plane of the angular velocity of the particles tends to lie on the first and third quadrants. This is consistent with the orthogonality condition $\langle \mathbf{V} \cdot \boldsymbol{\omega} \rangle = 0$ implied by $\Upsilon_{ij}^{(1)} = 0$ [cf. Eqs. (29b) and (34)].

Figure 1d shows that the magnitude of η_{Ω}^* grows quasilinearly with β . Moreover, at fixed β , $|\eta_{\Omega}^*|$ increases with decreasing α . All of this represents a smoother and more regular dependence on α and β than in the cases of the coefficients η , η_b , and ξ .

4.4 Coefficients λ , μ , λ_Q , and μ_Q

Now we turn to the coefficients related to the heat flux and the torque-vorticity vector, as displayed in Fig. 2. Except for $\alpha = 1$, the shapes of the curves of λ^* and μ^* (see Figs. 2a and 2b) differ qualitatively from those obtained from the IRHSM with the standard Sonine approximation because of the divergence of the IRMM coefficients at $\beta = \beta_0(\alpha)$. As said before, such a divergence is induced by that of the HCS fourth-degree cumulants [73]. This implies a breakdown of a hydrodynamic description, in analogy with what happens with the IMM [53, 59, 88].

Figures 2c and 2d show that the transport coefficients associated with the torque-vorticity vector \mathbf{Q} (which is ignored in the standard Sonine approximation of the IRHSM) have a dependence on α and β much more intricate than the heat-flux coefficients. In particular, both λ_Q^* and ν_Q^* may attain negative values for intermediate and small values of β . This effect takes place even at $\alpha = 1$, in which case λ^* and μ^* remain finite for all α .

4.5 Instability of the Homogeneous Cooling State

Depending on the values of α , β , and κ , the HCS can be unstable versus long-wavelength perturbations. A standard linear stability analysis of the NSF hydrodynamic equations for the IRHSM [18, 20] can be straightforwardly extended to the IRMM. According to it, the critical wave number below which the HCS becomes unstable is $k_c = \max\{k_{\perp}, k_{\parallel}\}$, where

$$k_{\perp} = \sqrt{\frac{nm\zeta^{(0)}}{2\eta}}, \quad k_{\parallel} = \sqrt{\frac{3n\zeta^{(0)}}{2(\lambda - \mu n/T)}}. \quad (53)$$

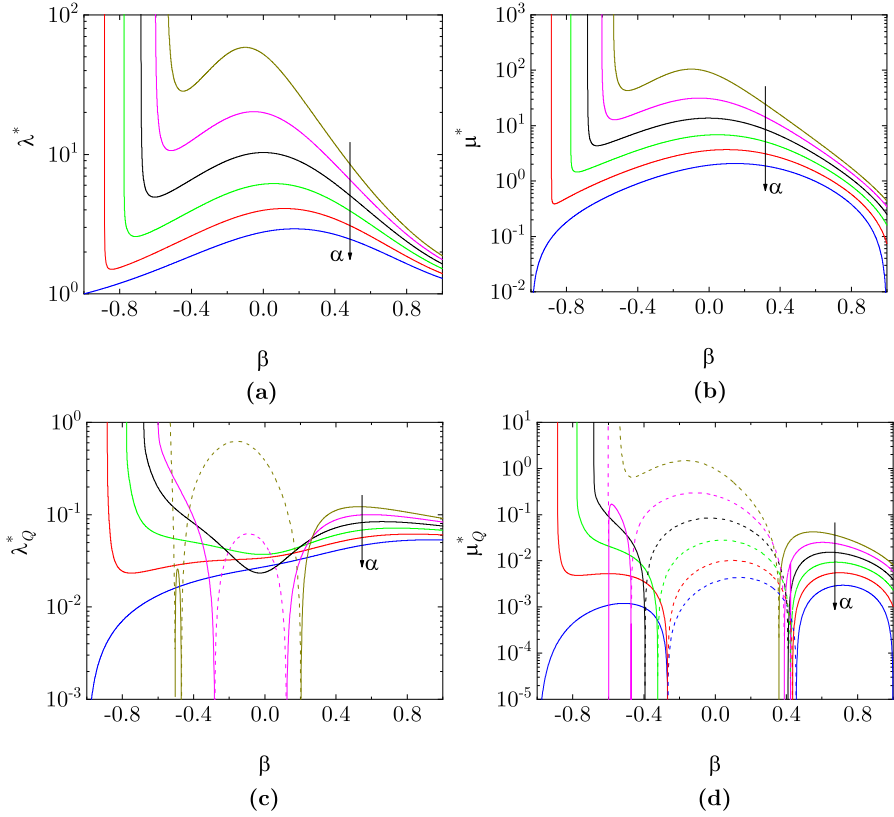


Fig. 2 Plot of **a** the reduced thermal heat conductivity λ^* , **b** the reduced diffusive heat conductivity μ^* , **c** the reduced thermal torque-vorticity conductivity λ_Q^* , and **d** the reduced diffusive torque-vorticity conductivity μ_Q^* versus the coefficient of tangential restitution β for $\alpha = 0.5, 0.6, 0.7, 0.8, 0.9, 1$. The arrows indicate increasing values of α . Note the vertical asymptotes signaling the threshold values $\beta_0(\alpha)$ below which the coefficients diverge. Note also that, in panels **c** and **d**, absolute values are taken and the dashed lines refer to negative values. Here, the particles are assumed to have a uniform mass distribution ($\kappa = \frac{2}{5}$).

While $k < k_\perp$ signals the appearance of vortices, a clustering phenomenon is present if $k < k_\parallel$. The wave number k_\parallel is not well defined if $\beta < \beta_0(\alpha)$ since both λ and μ diverge in that region because of the divergence of the HCS cumulants.

Figures 3a, 3b, and 3c show k_\perp^* and k_\parallel^* , where $k^* = k\sqrt{\tau_t T/m/\nu^{(0)}}$, versus β for $\alpha = 1, 0.9$, and 0.8 , respectively. We observe that, in the case $\alpha = 1$, $k_c = k_\perp$, whereas $k_c = k_\parallel$ in the interval $-0.203 < \beta < 0.355$ if $\alpha = 0.9$. This behavior is qualitatively similar to that found in the IRHSM within the standard Sonine approximation. On the other hand, in the case $\alpha = 0.8$, not only $k_c = k_\parallel$ in the interval $-0.494 < \beta < 0.517$, but $k_c \rightarrow \infty$ in the inner interval $-0.283 < \beta < 0.308$. This divergence reflects the fact that $\lambda < \mu n/T$ in that region, implying the absolute instability of the HCS for any perturbation. It turns out that the IRHSM with the standard Sonine approximation also

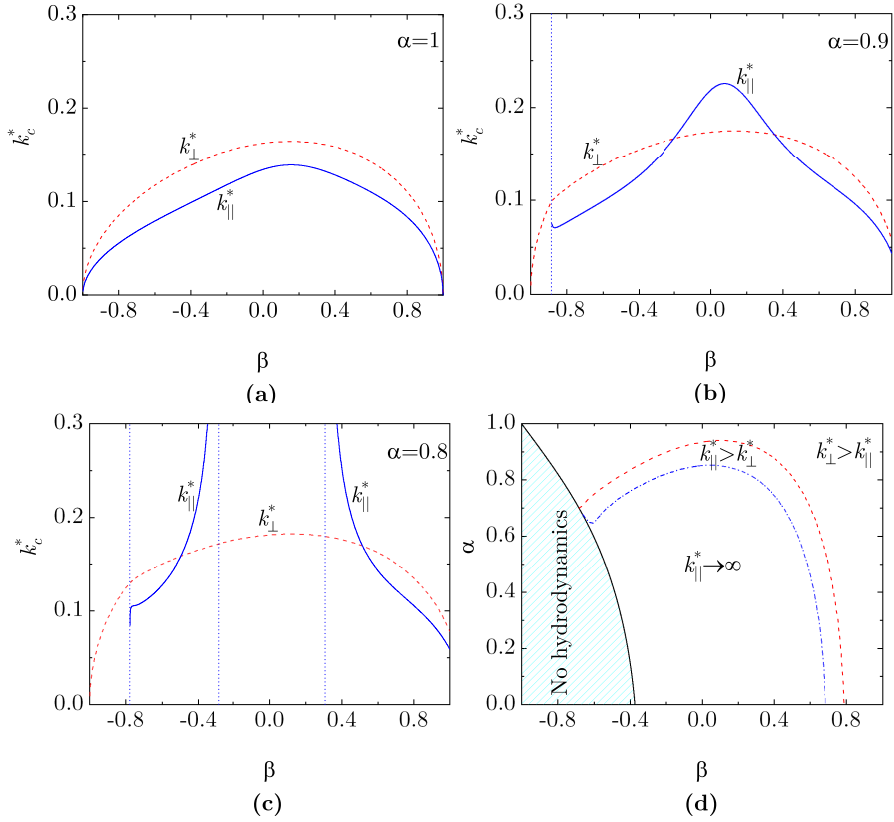


Fig. 3 **a–c** Plot of k_{\perp}^* (dashed lines) and k_{\parallel}^* (solid lines) versus the coefficient of tangential restitution β for **a** $\alpha = 1$, **b** $\alpha = 0.9$, and **c** $\alpha = 0.8$. The vertical dotted lines in panels **b** and **c** signal the divergence of k_{\parallel}^* . **d** Loci $\beta = \beta_0(\alpha)$ (solid line), $k_{\perp}^* = k_{\parallel}^*$ (dashed line), and $\lambda^* = \mu^*$ (dashed-dotted line) in the plane α versus β . Here, the particles are assumed to have a uniform mass distribution ($\kappa = \frac{2}{5}$).

predicts a region of absolute instability but confined to a much smaller region [20].

Figure 3d display the loci $\beta = \beta_0(\alpha)$, $k_{\perp}^* = k_{\parallel}^*$, and $\lambda^* = \mu^*$ in the plane α versus β . In the region below the locus $\beta = \beta_0(\alpha)$, the HCS cumulants and the NSF heat-flux coefficients diverge; in the region below the locus $k_{\perp}^* = k_{\parallel}^*$, the critical wavenumber is the longitudinal one (i.e., $k_c^* = k_{\parallel}^*$); finally, in the region below the locus $\lambda^* = \mu^*$, $k_c^* \rightarrow \infty$, implying the absolute instability of the HCS.

4.6 Impact of the couplings $\Pi \leftrightarrow \Omega$ and $\mathbf{q} \leftrightarrow \mathbf{Q}$

As said before, one of the strong points of the IRMM is that it unveils the inherent couplings $\Pi \leftrightarrow \Omega$ and $\mathbf{q} \leftrightarrow \mathbf{Q}$. It is then in order to assess the impact

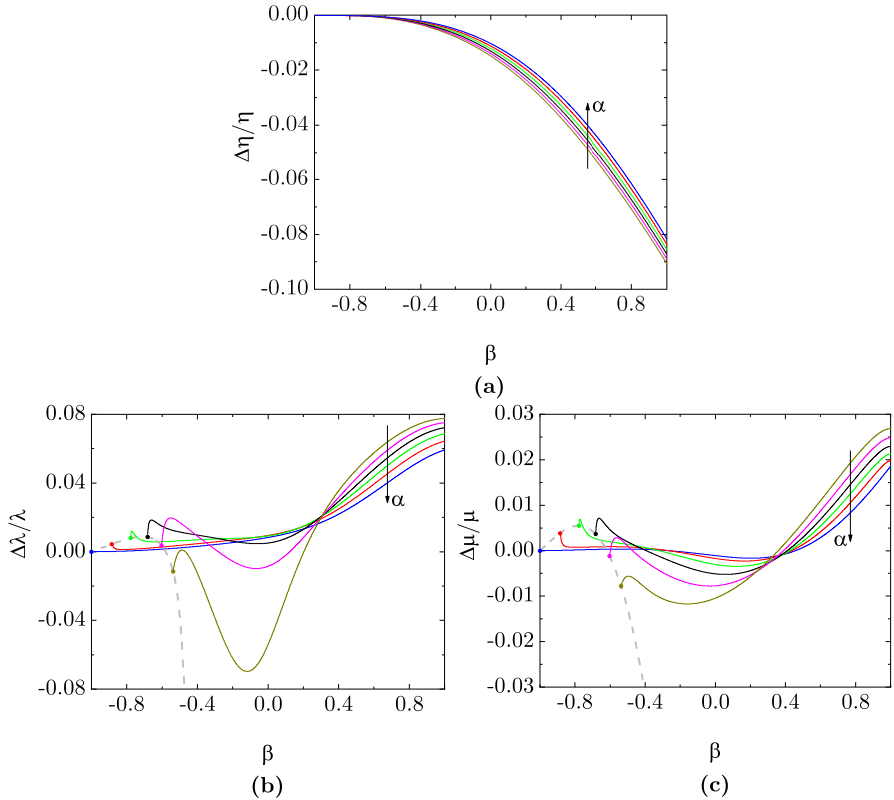


Fig. 4 Plot of the relative deviations **a** $\Delta\eta/\eta$, **b** $\Delta\lambda/\lambda$, and **c** $\Delta\mu/\mu$ versus the coefficient of tangential restitution β for $\alpha = 0.5, 0.6, 0.7, 0.8, 0.9, 1$. The arrows indicate increasing values of α . The dashed lines in panels **b** and **c** represent the values of $\Delta\lambda/\lambda$ and $\Delta\mu/\mu$, respectively, at $\beta = \beta_0(\alpha)$. Here, the particles are assumed to have a uniform mass distribution ($\kappa = \frac{2}{5}$).

of those couplings on the NSF transport coefficients η , λ , and μ . On the other hand, the coefficients η_b and ξ are not affected by the couplings.

In the case of the shear viscosity, if the coupling $\Pi \leftrightarrow \Omega$ were ignored, then one would forget the term $\psi_{20|02}\Omega_{ij}^{(1)}$ in the first row of Eq. (40). This is equivalent to formally setting $\psi_{20|02} \rightarrow 0$ in Eq. (43b), with the result

$$\tilde{\eta} = \frac{n\tau_i T}{\nu^{(0)}} \left[\psi_{20|20} - \frac{1}{2} \frac{\zeta^{(0)}}{\nu^{(0)}} \right]^{-1}, \quad (54)$$

where we have used a tilde to distinguish the approximate shear viscosity ($\tilde{\eta}$) from the true one (η).

In the case of the heat-flux coefficients, ignorance of the coupling is equivalent to formally setting $\mathbf{Q}^{(1)} \rightarrow 0$ in the first two rows of Eq. (46). Thus,

instead of Eqs. (49), one would have

$$\begin{bmatrix} \tau_t \tilde{\lambda}_t \\ \tau_r \tilde{\lambda}_r \end{bmatrix} = \frac{nT\tau_t}{2m} \left(\nu^{(0)} \tilde{\Phi} - 2\zeta^{(0)} \tilde{\Gamma} \right)^{-1} \cdot \begin{bmatrix} 5\tau_t (1 + 2a_{20}) \\ 3\tau_r (1 + 2a_{11}) \end{bmatrix}, \quad (55a)$$

$$\begin{bmatrix} \tilde{\mu}_t \\ \tilde{\mu}_r \end{bmatrix} = \frac{T}{n} \left(\nu^{(0)} \tilde{\Phi} - \frac{3}{2} \zeta^{(0)} \tilde{\Gamma} \right)^{-1} \cdot \left(\frac{n\tau_t T}{2m} \begin{bmatrix} 5\tau_t a_{20} \\ 3\tau_r a_{11} \end{bmatrix} + \zeta^{(0)} \begin{bmatrix} \tau_t \lambda_t \\ \tau_r \lambda_r \end{bmatrix} \right), \quad (55b)$$

where $\tilde{\Gamma}$ is the 2×2 unit matrix and

$$\tilde{\Phi} \equiv \begin{bmatrix} \varphi_{30|30} & \frac{8}{\kappa} \varphi_{30|12} \\ \frac{\kappa}{4} \varphi_{12|30} & \varphi_{12|12}^{(1)} \end{bmatrix}. \quad (56)$$

The relative deviations $\Delta\eta/\eta$, $\Delta\lambda/\lambda$, and $\Delta\mu/\mu$, (where $\Delta\eta = \tilde{\eta} - \eta$, $\Delta\lambda = \tilde{\lambda} - \lambda$, and $\Delta\mu = \tilde{\mu} - \mu$) are plotted in Fig. 4. As can be seen, the approximate shear viscosity $\tilde{\eta}$ underestimates the true value of η , this effect increasing monotonically with increasing inelasticity and, especially, increasing roughness. At $\beta = 1$, the deviation of $\tilde{\eta}$ from η ranges from about 9% for $\alpha = 0.5$ to about 8% for $\alpha = 1$ (Pidduck's limit).

In what concerns $\Delta\lambda/\lambda$ and $\Delta\mu/\mu$, the combined influence of α and β is much more intricate than in the case of $\Delta\eta/\eta$. In the region of high roughness (say $\beta > 0.4$), both transport coefficients are overestimated if \mathbf{Q} is ignored, this effect increasing again monotonically with increasing inelasticity and roughness. However, at intermediate roughness (say $-0.4 < \beta < 0.4$), $\tilde{\lambda}$ and $\tilde{\mu}$ typically underestimate the true values. As the threshold values $\beta_0(\alpha)$ are approached, the relative deviations $\Delta\lambda/\lambda$ and $\Delta\mu/\mu$ reach finite values. At $\beta = 1$, the deviations of the pair $(\tilde{\lambda}, \tilde{\mu})$ range from about (8%, 3%) for $\alpha = 0.5$ to about (6%, 2%) for $\alpha = 1$ (Pidduck's limit). Note that, although at $\alpha = 1$ both μ and $\tilde{\mu}$ tend to 0 in the limit $\beta \rightarrow 1$, the relative deviation $\Delta\mu/\mu$ tends to a finite value in that limit.

Except for extremely low values of α , the consequences of disregarding the couplings $\Pi \leftrightarrow \Omega$ and $\mathbf{q} \leftrightarrow \mathbf{Q}$ are generally not substantial. However, to maintain consistency, these couplings must be considered.

4.7 Proposal of an augmented Sonine approximation for the IRHSM

As said before, the derivation of the NSF transport coefficients in the IRHSM requires the use of approximations, since taking velocity moments in the kinetic equations for $f^{(0)}$ and $f^{(1)}$ generates an infinite hierarchy of moment equations. In the standard Sonine approximation [17, 19], the unknown vector functions \mathcal{A} and \mathcal{B} appearing in Eq. (25) are approximated by a Maxwellian times a linear combination of \mathbf{V} , $V^2\mathbf{V}$, and $\omega^2\mathbf{V}$. Likewise, the unknown tensor function \mathcal{C}_{ij} is approximated by a Maxwellian times $V_i V_j - \frac{1}{3}V^2\delta_{ij}$. In the light of the

results we have obtained in this paper for the IRMM, we propose here for the IRHSM the more consistent Sonine approximation

$$\begin{aligned} \mathcal{A} \rightarrow & -f_M \left\{ \gamma_{A_t} \left(V^2 - \frac{5\tau_t T}{m} \right) \mathbf{V} + \gamma_{A_r} \left(\omega^2 - \frac{3\tau_r T}{I} \right) \mathbf{V} \right. \\ & \left. + \gamma_{A_Q} \left[(\mathbf{V} \cdot \boldsymbol{\omega}) \boldsymbol{\omega} - \frac{\tau_r T}{I} \mathbf{V} \right] \right\}, \end{aligned} \quad (57a)$$

$$\begin{aligned} \mathcal{B} \rightarrow & -f_M \left\{ \gamma_{B_t} \left(V^2 - \frac{5\tau_t T}{m} \right) \mathbf{V} + \gamma_{B_r} \left(\omega^2 - \frac{3\tau_r T}{I} \right) \mathbf{V} \right. \\ & \left. + \gamma_{B_Q} \left[(\mathbf{V} \cdot \boldsymbol{\omega}) \boldsymbol{\omega} - \frac{\tau_r T}{I} \mathbf{V} \right] \right\}, \end{aligned} \quad (57b)$$

$$\mathcal{C}_{ij} \rightarrow -f_M \left[\gamma_{C_t} \left(V_i V_j - \frac{1}{3} V^2 \delta_{ij} \right) + \gamma_{C_r} \left(\omega_i \omega_j - \frac{1}{3} \omega^2 \delta_{ij} \right) \right], \quad (57c)$$

where

$$f_M = n \left(\frac{mI}{4\pi^2 \tau_t \tau_r T^2} \right)^{\frac{3}{2}} \exp \left(-\frac{mV^2}{2\tau_t T} - \frac{I\omega^2}{2\tau_r T} \right). \quad (58)$$

In the standard Sonine approximation [17, 19], one assumes $\gamma_{A_Q} = \gamma_{B_Q} = \gamma_{C_r} = 0$. On the other hand, in the augmented version given by Eqs. (57), the coefficient γ_{C_r} couples Π and Ω , whereas the coefficients γ_{A_Q} and γ_{B_Q} couple \mathbf{q}_t and \mathbf{q}_r to \mathbf{Q} .

It is worthwhile noting that, in the case of hard disks on a plane [19], one has $\mathbf{V} \perp \boldsymbol{\omega}$ and $\boldsymbol{\omega} \parallel \hat{\mathbf{z}}$, so that $(\mathbf{V} \cdot \boldsymbol{\omega}) \boldsymbol{\omega} = 0$ and $\omega_i \omega_j - \frac{1}{3} \omega^2 \delta_{ij} = 0$. Therefore, in that case the augmented Sonine approximation becomes identical to the standard one.

5 Conclusions

Quoting Ernst and Brito [34, 35], one can say that “what harmonic oscillators are for quantum mechanics, and dumb-bells for polymer physics, that is what elastic and inelastic Maxwell models are for kinetic theory.” The present paper, in conjunction with Ref. [73], aims to extend Ernst and Brito’s dictum into the domain of models featuring rough particles, specifically the IRMM.

Building upon the exact collisional production rates established in Ref. [73], in this work we have derived the NSF transport coefficients as explicit functions of the coefficients of normal (α) and tangential (β) restitution, along with the reduced moment of inertia (κ). The resulting hydrodynamic constitutive equations, Eqs. (11), encompass the shear viscosity (η), the bulk viscosity (η_b), the thermal heat conductivity (λ), the diffusive heat conductivity (μ), and the cooling-rate transport coefficient (ξ). The evaluation of η requires the parallel evaluation of the spin viscosity η_Ω [see Eq. (41)], whereas the evaluation of λ and μ requires the parallel evaluation of the torque-vorticity coefficients

λ_Q and μ_Q [see Eq. (47)]. Interestingly, Figs. 1 and 2 illustrate the complex dependence of these eight transport coefficients on α and β for a uniform mass distribution ($\kappa = \frac{2}{5}$).

Our analysis reveals a noteworthy result as both the mean spin vector and the couple stress tensor vanish to the NSF order, contrary to the case of micropolar fluids [74, 75, 78, 79] and dense gases [80–83]. This discrepancy is attributed to the low-density regime and the absence of boundary effects in the NSF description.

While the coefficients tied to pressure and spin-spin tensors remain finite for any α and β , those linked to the heat flux and the torque-vorticity vector exhibit dependency on the HCS cumulants defined in Eqs. (45), diverging if β is less than an α -dependent value, $\beta_0(\alpha)$ [73]. This divergence, originating from an algebraic high-velocity tail in the HCS distribution function [34–36], manifests in the breakdown of hydrodynamics if $\beta < \beta_0(\alpha)$. Beyond this region, the NSF hydrodynamic framework aids in determining the instability of the HCS against weak inhomogeneous perturbations. That instability occurs if the wave number of the perturbations is smaller than $k_c = \max\{k_\perp, k_\parallel\}$ (see Fig. 3). Remarkably, a dome-shaped region emerges in the α vs β plane, within which $k_c \rightarrow \infty$, signifying an absolute instability of the HCS.

Additionally, considering the couplings $\Pi \leftrightarrow \Omega$ and $\mathbf{q} \leftrightarrow \mathbf{Q}$, their impact on the NSF coefficients is found to be below 10% if $\alpha > 0.5$ and $\kappa = \frac{2}{5}$ (see Fig. 4). Nevertheless, a consistent treatment should incorporate these couplings, even within the IRHSM.

Although, for simplicity and conciseness, this paper presents graphs exclusively for a uniform mass distribution ($\kappa = \frac{2}{5}$), the reduced moment of inertia κ serves as an additional control parameter influencing results. The nontrivial impact of κ on the final outcomes can be exemplified by the Pidduck limit ($\alpha = \beta = 1$). According to the fourth column of Table 1, the reduced shear viscosity, bulk viscosity, and thermal heat conductivity take the values $(\eta^*, \eta_b^*, \lambda^*) = (1, \infty, 1.31)$, $(0.92, 0.61, 1.23)$, $(0.91, 0.25, 1.29)$, and $(0.98, 0.21, 1.30)$ for $\kappa = 0, \frac{1}{10}, \frac{2}{5}$, and $\frac{2}{3}$, respectively.

In summary, the IRMM serves as a compelling mathematical model, providing exact results and offering insights into the intricacies anticipated in the more realistic IRHSM. Future work aims to explore the exact non-Newtonian properties of the IRMM under simple shear flow.

Appendix A Explicit expressions for the coefficients appearing in Eqs. (7)

As explained in Ref. [73], we have adopted a specific criterion for coefficient notation. Firstly, assume that $\Psi_{k_1 k_2}(\mathbf{\Gamma})$ represents a homogeneous velocity polynomial with degrees k_1 and k_2 relative to \mathbf{V} and $\boldsymbol{\omega}$, respectively. Thus, a coefficient such as $Y_{k_1 k_2 | \ell_1 \ell_2}$ (with $Y = \chi, \varphi, \text{ or } \psi$) corresponds to the collisional moment $\mathcal{J}[\Psi_{k_1 k_2}]$, linked to a product like $\langle \Psi_{i_1 i_2}(\mathbf{\Gamma}) \rangle \langle \Psi_{j_1 j_2}(\mathbf{\Gamma}) \rangle$ with $i_1 + j_1 = \ell_1$ and $i_2 + j_2 = \ell_2$. If there exists more than one $Y_{k_1 k_2 | \ell_1 \ell_2}$ for a given

$\mathcal{J}[\Psi_{k_1 k_2}]$, each is identified by a superscript. Lastly, Greek letters χ , φ , and ψ signify coefficients in $\mathcal{J}[\Psi_{k_1 k_2}]$ linked to scalar, vector, and tensor quantities $\Psi_{k_1 k_2}(\mathbf{\Gamma})$, respectively; additionally, an overline is used if $\Psi_{k_1 k_2}(\mathbf{\Gamma})$ involves the inner product $\mathbf{V} \cdot \boldsymbol{\omega}$.

The 17 coefficients appearing in Eqs. (7) are given by

$$\varphi_{01|01} = \frac{4\tilde{\beta}}{3\kappa}, \quad \psi_{11|11} = \frac{1}{3} \left(\tilde{\alpha} + 2\tilde{\beta} \frac{1+\kappa}{\kappa} \right), \quad (\text{A1a})$$

$$\chi_{20|20} = \frac{2}{3} \left[\tilde{\alpha} (1 - \tilde{\alpha}) + 2\tilde{\beta} (1 - \tilde{\beta}) \right], \quad \chi_{20|02} = -\frac{\tilde{\beta}^2}{3}, \quad (\text{A1b})$$

$$\chi_{02|02} = \frac{4\tilde{\beta}}{3\kappa} \left(1 - \frac{\tilde{\beta}}{\kappa} \right), \quad \chi_{02|20} = -\frac{16\tilde{\beta}^2}{3\kappa^2}, \quad (\text{A1c})$$

$$\psi_{20|20} = \frac{2}{15} \left(5\tilde{\alpha} - 2\tilde{\alpha}^2 - 6\tilde{\alpha}\tilde{\beta} + 10\tilde{\beta} - 7\tilde{\beta}^2 \right), \quad (\text{A1d})$$

$$\psi_{20|02} = \frac{\tilde{\beta}^2}{6}, \quad \psi_{02|20} = \frac{8\tilde{\beta}^2}{3\kappa^2}, \quad \psi_{02|02} = \frac{2\tilde{\beta}}{15\kappa} \left(10 - \frac{7\tilde{\beta}}{\kappa} \right), \quad (\text{A1e})$$

$$\varphi_{30|30} = \frac{1}{15} \left(15\tilde{\alpha} - 11\tilde{\alpha}^2 - 8\tilde{\alpha}\tilde{\beta} + 30\tilde{\beta} - 26\tilde{\beta}^2 \right), \quad (\text{A1f})$$

$$\varphi_{30|12} = -\frac{\tilde{\beta}^2}{6}, \quad \varphi_{12|30} = -\frac{8\tilde{\beta}^2}{3\kappa^2} \quad (\text{A1g})$$

$$\varphi_{12|12}^{(1)} = \frac{1}{15} \left[5\tilde{\alpha} + 10\tilde{\beta} + \frac{2\tilde{\beta}}{\kappa} \left(10 - 4\tilde{\alpha} - 11\tilde{\beta} - \frac{5\tilde{\beta}}{\kappa} \right) \right], \quad (\text{A1h})$$

$$\overline{\varphi}_{12|12}^{(1)} = \frac{1}{15} \left[5\tilde{\alpha} + 10\tilde{\beta} + \frac{\tilde{\beta}}{\kappa} \left(20 - 3\tilde{\alpha} - 7\tilde{\beta} \frac{1+\kappa}{\kappa} \right) \right], \quad (\text{A1i})$$

$$\varphi_{12|12}^{(2)} = \frac{2\tilde{\beta}}{15\kappa} \left(2\tilde{\alpha} + 3\tilde{\beta} \right), \quad \overline{\varphi}_{12|12}^{(2)} = \frac{\tilde{\beta}}{15\kappa} \left(\tilde{\alpha} - \tilde{\beta} \frac{1+\kappa}{\kappa} \right), \quad (\text{A1j})$$

where

$$\tilde{\alpha} \equiv \frac{1+\alpha}{2}, \quad \tilde{\beta} \equiv \frac{1+\beta}{2} \frac{\kappa}{1+\kappa}. \quad (\text{A2})$$

Acknowledgments. A.S. acknowledges financial support from Grant No. PID2020-112936GB-I00 funded by MCIN/AEI/10.13039/501100011033, and from Grant No. IB20079 funded by Junta de Extremadura (Spain) and by ‘‘ERDF A way of making Europe.’’ G.M.K. is grateful to the Conselho Nacional de Desenvolvimento Científico e Tecnológico (CNPq) for financial support through Grant No. 304054/2019-4.

Data availability. The datasets employed to generate Figs. 1–4 are available from the corresponding author on reasonable request.

Declarations

Conflict of interest. The authors declare no conflicts of interest that are relevant to the content of this article.

References

- [1] J.W. Dufty, Kinetic theory and hydrodynamics for a low density granular gas. *Adv. Complex Syst.* **4**, 397–406 (2001). <https://doi.org/10.1142/S0219525901000395>
- [2] N.V. Brilliantov, T. Pöschel, *Kinetic Theory of Granular Gases* (Oxford University Press, Oxford, 2004)
- [3] V. Garzó, *Granular Gaseous Flows. A Kinetic Theory Approach to Granular Gaseous Flows* (Springer Nature, Switzerland, 2019)
- [4] C.S. Campbell, Rapid granular flows. *Annu. Rev. Fluid Mech.* **22**, 57–92 (1990). <https://doi.org/10.1146/annurev.fl.22.010190.000421>
- [5] J.J. Brey, J.W. Dufty, C.S. Kim, A. Santos, Hydrodynamics for granular flow at low density. *Phys. Rev. E* **58**, 4638–4653 (1998). <https://doi.org/10.1103/PhysRevE.58.4638>
- [6] V. Garzó, J.W. Dufty, C.M. Hrenya, Enskog theory for polydisperse granular mixtures. I. Navier-Stokes order transport. *Phys. Rev. E* **76**, 031303 (2007). <https://doi.org/10.1103/PhysRevE.76.031303>
- [7] V. Garzó, A. Santos, J.M. Montanero, Modified Sonine approximation for the Navier–Stokes transport coefficients of a granular gas. *Physica A* **376**, 94–107 (2007). <https://doi.org/10.1016/j.physa.2006.10.081>
- [8] J.T. Jenkins, M.W. Richman, Kinetic theory for plane flows of a dense gas of identical, rough, inelastic, circular disks. *Phys. Fluids* **28**, 3485–3494 (1985). <https://doi.org/10.1063/1.865302>
- [9] C.K.K. Lun, S.B. Savage, A simple kinetic theory for granular flow of rough, inelastic, spherical particles. *J. Appl. Mech.* **54**, 47–53 (1987). <https://doi.org/10.1115/1.3172993>
- [10] P. Zamankhan, H.V. Tafreshi, W. Polashenski, P. Sarkomaa, C.L. Hyndman, Shear induced diffusive mixing in simulations of dense Couette flow of rough, inelastic hard spheres. *J. Chem. Phys.* **109**, 4487–4491 (1998). <https://doi.org/10.1063/1.477076>
- [11] S. Luding, M. Huthmann, S. McNamara, A. Zippelius, Homogeneous cooling of rough, dissipative particles: Theory and simulations. *Phys. Rev. E*

- 58**, 3416–3425 (1998). <https://doi.org/10.1103/PhysRevE.58.3416>
- [12] R. Caferio, S. Luding, H.J. Herrmann, Rotationally driven gas of inelastic rough spheres. *Europhys. Lett.* **60**, 854–860 (2002). <https://doi.org/10.1209/epl/i2002-00295-7>
- [13] N.V. Brilliantov, T. Pöschel, W.T. Kranz, A. Zippelius, Translations and rotations are correlated in granular gases. *Phys. Rev. Lett.* **98**, 128001 (2007). <https://doi.org/10.1103/PhysRevLett.98.128001>
- [14] F. Cornu, J. Piasecki, Granular rough sphere in a low-density thermal bath. *Physica A* **387**, 4856–4862 (2008). <https://doi.org/10.1016/j.physa.2008.03.014>
- [15] A. Santos, G.M. Kremer, V. Garzó, Energy production rates in fluid mixtures of inelastic rough hard spheres. *Prog. Theor. Phys. Suppl.* **184**, 31–48 (2010). <https://doi.org/10.1143/PTPS.184.31>
- [16] R. Gómez González, V. Garzó, Non-Newtonian rheology in inertial suspensions of inelastic rough hard spheres under simple shear flow. *Phys. Fluids* **32**, 073315 (2020). <https://doi.org/10.1063/5.0015241>
- [17] G.M. Kremer, A. Santos, V. Garzó, Transport coefficients of a granular gas of inelastic rough hard spheres. *Phys. Rev. E* **90**, 022205 (2014). <https://doi.org/10.1103/PhysRevE.90.022205>
- [18] V. Garzó, A. Santos, G.M. Kremer, Impact of roughness on the instability of a free-cooling granular gas. *Phys. Rev. E* **97**, 052901 (2018). <https://doi.org/10.1103/PhysRevE.97.052901>
- [19] A. Megías, A. Santos, Hydrodynamics of granular gases of inelastic and rough hard disks or spheres. I. Transport coefficients. *Phys. Rev. E* **104**, 034901 (2021). <https://doi.org/10.1103/PhysRevE.104.034901>
- [20] A. Megías, A. Santos, Hydrodynamics of granular gases of inelastic and rough hard disks or spheres. II. Stability analysis. *Phys. Rev. E* **104**, 034902 (2021). <https://doi.org/10.1103/PhysRevE.104.034902>
- [21] J.C. Maxwell, IV. On the dynamical theory of gases. *Phil. Trans. Roy. Soc. (London)* **157**, 49–88 (1867). <https://doi.org/10.1098/rstl.1867.0004>
- [22] C. Truesdell, R.G. Muncaster, *Fundamentals of Maxwell's Kinetic Theory of a Simple Monatomic Gas* (Academic Press, New York, 1980)
- [23] V. Garzó, A. Santos, *Kinetic Theory of Gases in Shear Flows: Nonlinear Transport*. *Fundamental Theories of Physics* (Springer, Dordrecht, 2003)

- [24] A. Santos, Solutions of the moment hierarchy in the kinetic theory of Maxwell models. *Cont. Mech. Thermodyn.* **21**, 361–387 (2009). <https://doi.org/10.1007/s00161-009-0113-5>
- [25] M.H. Ernst, Nonlinear model-Boltzmann equations and exact solutions. *Phys. Rep.* **78**, 1–171 (1981). [https://doi.org/10.1016/0370-1573\(81\)90002-8](https://doi.org/10.1016/0370-1573(81)90002-8)
- [26] A.V. Bobylev, J.A. Carrillo, I.M. Gamba, On some properties of kinetic and hydrodynamic equations for inelastic interactions. *J. Stat. Phys.* **98**, 743–773 (2000). <https://doi.org/10.1023/A:1018627625800>
- [27] J.A. Carrillo, C. Cercignani, I.M. Gamba, Steady states of a Boltzmann equation for driven granular media. *Phys. Rev. E* **62**, 7700–7707 (2000). <https://doi.org/10.1103/PhysRevE.62.7700>
- [28] E. Ben-Naim, P.L. Krapivsky, Multiscaling in inelastic collisions. *Phys. Rev. E* **61**, R5–R8 (2000). <https://doi.org/10.1103/PhysRevE.61.R5>
- [29] C. Cercignani, Shear flow of a granular material. *J. Stat. Phys.* **102**, 1407–1415 (2001). <https://doi.org/10.1023/A:1004804815471>
- [30] A.V. Bobylev, C. Cercignani, Moment equations for a granular material in a thermal bath. *J. Stat. Phys.* **106**, 547–567 (2002). <https://doi.org/10.1023/A:1013754205008>
- [31] P.L. Krapivsky, E. Ben-Naim, Nontrivial velocity distributions in inelastic gases. *J. Phys. A: Math. Gen.* **35**, L147–L152 (2002). <https://doi.org/10.1088/0305-4470/35/11/103>
- [32] E. Ben-Naim, P.L. Krapivsky, Scaling, multiscaling, and nontrivial exponents in inelastic collision processes. *Phys. Rev. E* **66**, 011309 (2002). <https://doi.org/10.1103/PhysRevE.66.011309>
- [33] E. Ben-Naim, P.L. Krapivsky, Impurity in a Maxwellian unforced granular fluid. *Eur. Phys. J. E* **8**, 507–515 (2002). <https://doi.org/10.1140/epje/i2002-10034-0>
- [34] M.H. Ernst, R. Brito, High-energy tails for inelastic Maxwell models. *Europhys. Lett.* **58**, 182–187 (2002). <https://doi.org/10.1209/epl/i2002-00622-0>
- [35] M.H. Ernst, R. Brito, Scaling solutions of inelastic Boltzmann equations with over-populated high energy tails. *J. Stat. Phys.* **109**, 407–432 (2002). <https://doi.org/10.1023/A:1020437925931>

- [36] M.H. Ernst, R. Brito, Driven inelastic Maxwell models with high energy tails. *Phys. Rev. E* **65**, 040301(R) (2002). <https://doi.org/10.1103/PhysRevE.65.040301>
- [37] A. Baldassarri, U.M. Bettolo Marconi, A. Puglisi, Influence of correlations on the velocity statistics of scalar granular gases. *Europhys. Lett.* **58**, 14–20 (2002). <https://doi.org/10.1209/epl/i2002-00600-6>
- [38] U.M. Bettolo Marconi, A. Puglisi, Mean-field model of free-cooling inelastic mixtures. *Phys. Rev. E* **65**, 051,305 (2002). <https://doi.org/10.1103/PhysRevE.65.051305>
- [39] U.M. Bettolo Marconi, A. Puglisi, Steady-state properties of a mean-field model of driven inelastic mixtures. *Phys. Rev. E* **66**, 011,301 (2002). <https://doi.org/10.1103/PhysRevE.66.011301>
- [40] M.H. Ernst, R. Brito, in *Granular Gas Dynamics, Lecture Notes in Physics*, vol. 624, ed. by T. Pöschel, S. Luding (Springer, Berlin, 2003), pp. 3–36. https://doi.org/10.1007/978-3-540-39843-1_1
- [41] E. Ben-Naim, P.L. Krapivsky, in *Granular Gas Dynamics, Lecture Notes in Physics*, vol. 624, ed. by T. Pöschel, S. Luding (Springer, Berlin, 2003), pp. 65–94. https://doi.org/10.1007/978-3-540-39843-1_3
- [42] A.V. Bobylev, C. Cercignani, Self-similar asymptotics for the Boltzmann equation with inelastic and elastic interactions. *J. Stat. Phys.* **110**, 333–375 (2003). <https://doi.org/10.1023/A:1021031031038>
- [43] A.V. Bobylev, C. Cercignani, G. Toscani, Proof of an asymptotic property of self-similar solutions of the Boltzmann equation for granular materials. *J. Stat. Phys.* **111**, 403–417 (2003). <https://doi.org/10.1023/A:1022273528296>
- [44] A. Santos, M.H. Ernst, Exact steady-state solution of the Boltzmann equation: A driven one-dimensional inelastic Maxwell gas. *Phys. Rev. E* **68**, 011305 (2003). <https://doi.org/10.1103/PhysRevE.68.011305>
- [45] A.V. Bobylev, I.M. Gamba, Boltzmann equations for mixtures of Maxwell gases: exact solutions and power like tails. *J. Stat. Phys.* **124**, 497–516 (2006). <https://doi.org/10.1007/s10955-006-9044-8>
- [46] M.H. Ernst, E. Trizac, A. Barrat, The rich behavior of the Boltzmann equation for dissipative gases. *Europhys. Lett.* **76**, 56–62 (2006). <https://doi.org/10.1209/epl/i2006-10225-3>
- [47] M.H. Ernst, E. Trizac, A. Barrat, The Boltzmann equation for driven systems of inelastic soft spheres. *J. Stat. Phys.* **124**, 549–586 (2006).

<https://doi.org/10.1007/s10955-006-9062-6>

- [48] F. Bolley, J.A. Carrillo, Tanaka theorem for inelastic Maxwell models. *Commun. Math. Phys.* **276**, 287–314 (2007). <https://doi.org/10.1007/s00220-007-0336-x>
- [49] V. Garzó, A. Santos, Third and fourth degree collisional moments for inelastic Maxwell model. *J. Phys. A: Math. Theor.* **40**, 14,927–14,943 (2007). <https://doi.org/10.1088/1751-8113/40/50/002>
- [50] A. Barrat, E. Trizac, M.H. Ernst, Quasi-elastic solutions to the nonlinear Boltzmann equation for dissipative gases. *J. Phys. A: Math. Theor.* **40**, 4057–4073 (2007). <https://doi.org/10.1088/1751-8113/40/15/001>
- [51] V. Garzó, E. Trizac, Dissipative homogeneous Maxwell mixtures: ordering transition in the tracer limit. *Granul. Matter* **14**, 99–104 (2012). <https://doi.org/10.1007/s10035-011-0304-1>
- [52] A. Santos, V. Garzó, Collisional rates for the inelastic Maxwell model. Application to the divergence of anisotropic high-order velocity moments in the homogeneous cooling state. *Gran. Matt.* **14**, 105–110 (2012). <https://doi.org/10.1007/s10035-012-0336-1>
- [53] A. Santos, Transport coefficients of d -dimensional inelastic Maxwell models. *Physica A* **321**, 442–466 (2003). [https://doi.org/10.1016/S0378-4371\(02\)01005-1](https://doi.org/10.1016/S0378-4371(02)01005-1)
- [54] V. Garzó, A. Astillero, Transport coefficients for inelastic Maxwell mixtures. *J. Stat. Phys.* **118**, 935–971 (2005). <https://doi.org/10.1007/s10955-004-2006-0>
- [55] M.G. Chamorro, V. Garzó, F. Vega Reyes, Navier–Stokes transport coefficients for driven inelastic Maxwell models. *J. Stat. Mech.* **P06008** (2014). <https://doi.org/10.1088/1742-5468/2014/06/P06008>
- [56] V. Garzó, N. Khalil, E. Trizac, Anomalous transport of impurities in inelastic Maxwell gases. *Eur. Phys. J. E* **38**, 16 (2015). <https://doi.org/10.1140/epje/i2015-15016-5>
- [57] A. Kubicki, V. Garzó, Inelastic Maxwell models for monodisperse gas–solid flows. *J. Stat. Mech.* **P03015** (2015). <https://doi.org/10.1088/1742-5468/2015/03/P03015>
- [58] N. Khalil, V. Garzó, Unified hydrodynamic description for driven and undriven inelastic Maxwell mixtures at low density. *J. Phys. A: Math. Theor.* **53**, 355002 (2020). <https://doi.org/10.1088/1751-8121/ab9f72>

- [59] N. Khalil, V. Garzó, A. Santos, Hydrodynamic Burnett equations for inelastic Maxwell models of granular gases. *Phys. Rev. E* **89**, 052201 (2014). <https://doi.org/10.1103/PhysRevE.89.052201>
- [60] V. Garzó, Nonlinear transport in inelastic Maxwell mixtures under simple shear flow. *J. Stat. Phys.* **112**, 657–683 (2003). <https://doi.org/10.1023/A:1023828109434>
- [61] A. Santos, V. Garzó, Simple shear flow in inelastic Maxwell models. *J. Stat. Mech.* **P08021** (2007). <https://doi.org/10.1088/1742-5468/2007/08/P08021>
- [62] V. Garzó, Shear-rate dependent transport coefficients for inelastic Maxwell models. *J. Phys. A: Math. Theor.* **40**, 10,729–10,767 (2007). <https://doi.org/10.1088/1751-8113/40/35/002>
- [63] V. Garzó, Mass flux of a binary mixture of maxwell molecules under shear flow. *Physica A* **387**, 3423–3431 (2008). <https://doi.org/10.1016/j.physa.2008.02.019>
- [64] A. Santos, V. Garzó, F. Vega Reyes, An exact solution of the inelastic Boltzmann equation for the Couette flow with uniform heat flux. *Eur. Phys. J. Spec. Top.* **179**, 141–156 (2009). <https://doi.org/10.1140/epjst/e2010-01199-9>
- [65] V. Garzó, E. Trizac, Rheological properties for inelastic Maxwell mixtures under shear flow. *J. Non-Newton. Fluid Mech.* **165**, 932–940 (2010). <https://doi.org/10.1016/j.jnmfm.2010.01.016>
- [66] V. Garzó, A. Santos, Hydrodynamics of inelastic Maxwell models. *Math. Model. Nat. Phenom.* **6**(4), 37–76 (2011). <https://doi.org/10.1051/mmnp/20116403>
- [67] V. Garzó, E. Trizac, Impurity in a sheared inelastic Maxwell gas. *Phys. Rev. E* **85**, 011,302 (2012). <https://doi.org/10.1103/PhysRevE.85.011302>
- [68] V. Garzó, E. Trizac, Generalized transport coefficients for inelastic Maxwell mixtures under shear flow. *Phys. Rev. E* **92**, 052,202 (2015). <https://doi.org/10.1103/PhysRevE.92.052202>
- [69] V. Garzó, E. Trizac, Tracer diffusion coefficients in a sheared inelastic Maxwell gas. *J. Stat. Mech.* **073206** (2016). <https://doi.org/10.1088/1742-5468/2016/07/073206>
- [70] R. Gómez González, V. Garzó, Simple shear flow in granular suspensions: Inelastic Maxwell models and BGK-type kinetic model. *J. Stat. Mech.* **013206** (2019). <https://doi.org/10.1088/1742-5468/aaf719>

- [71] C. Sánchez Romero, V. Garzó, High-degree collisional moments of inelastic Maxwell mixtures—Application to the homogeneous cooling and uniform shear flow states. *Entropy* **25**, 222 (2023). <https://doi.org/10.3390/e25020222>
- [72] K. Kohlstedt, A. Snezhko, M.V. Sapozhnikov, I.S. Aranson, J.S. Olafsen, E. Ben-Naim, Velocity distributions of granular gases with drag and with long-range interactions. *Phys. Rev. Lett.* **95**, 068,001 (2005). <https://doi.org/10.1103/PhysRevLett.95.068001>
- [73] G.M. Kremer, A. Santos, Granular gas of inelastic and rough Maxwell particles. *J. Stat. Phys.* **189**, 23 (2022). <https://doi.org/10.1007/s10955-022-02984-6>
- [74] M. Babic, Average balance equations for granular materials. *Intl. J. Eng. Sci.* **35**, 523–548 (1997). [https://doi.org/10.1016/S0020-7225\(96\)00094-8](https://doi.org/10.1016/S0020-7225(96)00094-8)
- [75] N. Mitarai, H. Hayakawa, H. Nakanishi, Collisional granular flow as a micropolar fluid. *Phys. Rev. Lett.* **88**, 174301 (2002). <https://doi.org/10.1103/PhysRevLett.88.174301>
- [76] J.J. Brey, M.J. Ruiz-Montero, Simulation study of the Green-Kubo relations for dilute granular gases. *Phys. Rev. E* **70**, 051,301 (2004). <https://doi.org/10.1103/PhysRevE.70.051301>
- [77] S.H. Noskowicz, O. Bar-Lev, D. Serero, I. Goldhirsch, Computer-aided kinetic theory and granular gases. *EPL* **79**, 60001 (2007). <https://doi.org/10.1209/0295-5075/79/60001>
- [78] A.C. Eringen, Theory of micropolar fluids. *J. Math. Mech.* **16**, 1–18 (1966). URL <https://www.jstor.org/stable/24901466>
- [79] G. Łukaszewicz, *Micropolar Fluids. Theory and Applications* (Springer Science+Business Media, New York, 1999)
- [80] B.J. McCoy, S.I. Sandler, J.S. Dahler, Transport properties of polyatomic fluids. IV. The kinetic theory of a dense gas of perfectly rough spheres. *J. Chem. Phys.* **45**(10), 3485–3512 (1966). <https://doi.org/10.1063/1.1727365>
- [81] J.S. Dahler, M. Theodosopulu, in *Non-simple liquids, Advances in Chemical Physics*, vol. XXXI, ed. by I. Prigogine, S.A. Rice (Wiley, New York, 1975), pp. 155–229
- [82] D.C. Gaio, G.M. Kremer, Kinetic theory for polyatomic dense gases of rough spherical molecules. *J. Non-Equilib. Thermodyn.* **16**, 357–379 (1991). <https://doi.org/10.1515/jnet.1991.16.4.357>

- [83] G.M. Kremer. Moderately dense granular gas of inelastic rough spheres. To be submitted (2024)
- [84] F.B. Pidduck, The kinetic theory of a special type of rigid molecule. Proc. R. Soc. Lond. A **101**, 101–112 (1922). <https://doi.org/10.1098/rspa.1922.0028>
- [85] S. Chapman, T.G. Cowling, *The Mathematical Theory of Non-Uniform Gases*, 3rd edn. (Cambridge University Press, Cambridge, UK, 1970)
- [86] G.M. Kremer, *An Introduction to the Boltzmann Equation and Transport Processes in Gases* (Springer, Berlin, 2010)
- [87] D.W. Condiff, W. Lu, J.S. Dahler, Transport properties of polyatomic fluids, a dilute gas of perfectly rough spheres. J. Chem. Phys. **42**, 3445–3475 (1965). <https://doi.org/10.1063/1.1695749>
- [88] J.J. Brey, M.I. García de Soria, P. Maynar, Breakdown of hydrodynamics in the inelastic Maxwell model of granular gases. Phys. Rev. E **82**, 021303 (2010). <https://doi.org/10.1103/PhysRevE.82.021303>