

Regressions under Adverse Conditions

Timo Dimitriadis* Yannick Hoga†

February 4, 2025

Abstract

We introduce a new regression method that relates the mean of an outcome variable to covariates, under the “adverse condition” that a distress variable falls in its tail. This allows to tailor classical mean regressions to adverse scenarios, which receive increasing interest in economics and finance, among many others. In the terminology of the systemic risk literature, our method can be interpreted as a regression for the Marginal Expected Shortfall. We propose a two-step procedure to estimate the new models, show consistency and asymptotic normality of the estimator, and propose feasible inference under weak conditions that allow for cross-sectional and time series applications. Simulations verify the accuracy of the asymptotic approximations of the two-step estimator. Two empirical applications show that our regressions under adverse conditions are a valuable tool in such diverse fields as the study of the relation between systemic risk and asset price bubbles, and dissecting macroeconomic growth vulnerabilities into individual components.

Keywords: Estimation, Growth-at-Risk, Marginal Expected Shortfall, Regression Modeling, Systemic Risk

JEL classification: C18, C51, C58, E44

*Faculty of Economics and Business, Goethe University Frankfurt, 60629 Frankfurt am Main, Germany, and Heidelberg Institute for Theoretical Studies (HITS), dimitriadis@econ.uni-frankfurt.de.

†Faculty of Economics and Business Administration, University of Duisburg-Essen, Universitätsstraße 12, D-45117 Essen, Germany, yannick.hoga@vwl.uni-due.de.

1 Introduction

In this paper, we add to the econometric toolbox by introducing *regressions under adverse conditions*. While the classical ordinary least squares (OLS) regression relates the mean of an outcome variable to covariates, our new regression relates the mean of an outcome variable to covariates only when some other (distress) variable falls in its tail. Here, a variable falling in its tail means an exceedance of a large conditional quantile, which is a natural statistical interpretation of an adverse condition going back to [Koenker and Bassett \(1978\)](#). Technically, our methodology can be interpreted as a regression for [Acharya *et al.*'s \(2017\)](#) systemic risk measure Marginal Expected Shortfall (MES), which is precisely defined as the conditional mean of some outcome variable given that a distress variable exceeds a large quantile. Therefore, we use the terms *regression under adverse conditions* and *MES regression* interchangeably.

There are various applications where the relation between an outcome variable and explanatory variables is of particular interest if some distress variable experiences an extreme outcome. First, in the systemic risk literature, the relationship between a bank's stock performance and bank characteristics is mainly of interest if the financial system is in distress ([Adrian and Brunnermeier, 2016](#); [Acharya *et al.*, 2017](#); [Brunnermeier *et al.*, 2020a,b](#)). In this case, the bank's sensitivity to financial turmoil (i.e., its systemic riskiness) is related to bank-level data, yielding insights into the determinants of systemic risk. Our regressions under adverse conditions can deliver such insights. Second, in the recent "Growth-at-Risk" literature ([Adrian *et al.*, 2019](#); [Brownlees and Souza, 2021](#); [Adrian *et al.*, 2022](#)), interest focuses on the risk to a country's gross domestic product (GDP) growth. Our MES regressions allow growth risk—measured with the Expected Shortfall (ES)—to be dissected into different parts that can be attributed to specific sub-components (such as sub-regions), therefore contributing to the study of the interconnections of macroeconomic risks. While we apply our regressions under adverse conditions to real data in these two fields in [Section 5](#), we also explore some further uses in portfolio optimization in [Appendix E](#) of the Online Supplement.

The three main contributions of this paper are as follows. First, we propose a general modeling framework for the—typically dynamic—conditional MES. Our models are flexible enough to incorporate possible non-linearities in the relationship between the MES and the regressors. Our framework also allows for contemporaneous and/or lagged covariates, which may be serially dependent. Second, we provide feasible inference tools for MES regressions, including parameter and asymptotic variance estimation. This allows practitioners to identify the regressors with significant explanatory content. Third, we illustrate the usefulness of our regressions under adverse conditions in the three diverse contexts mentioned above.

From the technical side, standard (one-step) M-estimation of MES regression models is infeasible as there exists no *scalar* consistent loss function that is uniquely minimized in expectation by the MES (Fissler and Hoga, 2024; Dimitriadis *et al.*, 2024). This contrasts with classical mean regressions, which can be estimated based on the squared error loss, as this loss is minimized (in expectation) by the mean.

To make up for this defect of the MES, we draw on *bivariate* “multi-objective” consistent loss functions for the MES (together with the quantile) proposed by Fissler and Hoga (2024, Theorem 4.2). Following tradition in the risk management literature, we denote quantiles as the Value-at-Risk (VaR). These bivariate loss functions lead to a *two-step* M-estimator: In the first step, we estimate the parameters of the VaR model for the distress variable by minimizing the quantile loss, exactly as in quantile regressions. In the second step, we obtain parameter estimates of the MES model by minimizing the squared error loss only for those observations with a distress variable larger than the (estimated) VaR. This event is typically called a “VaR exceedance”.

In developing asymptotic theory for our two-step estimator, we draw on classic results of Newey and McFadden (1994) for consistency and on invariance principles of Doukhan *et al.* (1995) for asymptotic normality. Note that for asymptotic normality we cannot rely on standard results for two-step M-estimation (as in Newey and McFadden, 1994, Sec. 6) because our second-step objective function is discontinuous due to the truncation at the VaR. As expected for two-step estimators, the estimation precision in the second step is influenced by the first-step estimator. We further propose methods for feasible inference based on consistent estimation of the asymptotic variance-covariance matrix.

We illustrate the good finite-sample performance the two-step M-estimator and the associated inference methods in simulations, covering typical sample sizes and probability levels (for the quantile model) that we employ in our empirical applications. We further compare our regression method with an *ad hoc* estimator that is used in Brunnermeier *et al.* (2020a,b), Berger *et al.* (2020) and Karolyi *et al.* (2023) to estimate MES models and show that this method leads to inconsistent parameter estimates together with unrealistically small standard errors.

In Section 5, we apply our regressions under adverse conditions in the two above sketched fields of finding covariates associated with systemic risk, and in dissecting an economic region’s GDP growth vulnerability into contributions of individual countries. First, we reconsider an analysis similar to Brunnermeier *et al.* (2020a, Table 7) to analyze the contemporaneous relation of asset price bubbles and the systemic riskiness (as measured by their MES) of the three systemically most relevant US banks. In doing so, we compare our MES regression estimator with the ad hoc estimation method used in Brunnermeier *et al.* (2020a). Overall,

we find that the MES is negatively affected by bust periods, but the effect of boom periods is not statistically significant, yielding—as in our simulations—different results compared to Brunnermeier *et al.* (2020a).

Second, the recent “Growth-at-Risk” (GaR) literature, started by Adrian *et al.* (2019), analyzes downside risks to future GDP growth as a function of current economic and financial conditions. We apply the GaR methodology to the economic region consisting of Germany, France and the United Kingdom (UK)—the three largest economies in Europe. Following Adrian *et al.* (2019), we find that financial and economic conditions pose similar risks to future growth of the whole economic region. Our regressions under adverse conditions now allow us to investigate how these total (economic and financial) risk factors can be attributed to the individual countries. We obtain the striking finding that—in contrast to France and Germany—the risk to growth in the UK is mainly determined by *financial* conditions, which may be explained by the importance of the financial marketplace London. Similarly, we find that—in contrast to France and the UK—current *economic* conditions in the joint economic region are the main risk to future German growth, which may be due to Germany’s strong export-oriented manufacturing base.

Our regressions under adverse conditions are related to quantile regressions of Koenker and Bassett (1978) in that they model a tail functional, and as the (preliminary) first part VaR regression is simply a (possibly nonlinear) quantile regression. In that context we also refer to Engle and Manganelli (2004) and Catania and Luati (2023) for time series applications of quantile regressions, to Hoga (2024+) for MES forecasting models based on CCC–GARCH-type filters, and to Dimitriadis and Hoga (2025) for dynamic models for the related systemic risk measure CoVaR. Our method is more closely related to recently developed regressions for the ES of Dimitriadis and Bayer (2019), Patton *et al.* (2019), Guillen *et al.* (2021), Barendse (2022) and Fissler *et al.* (2023). Our and their methods share the property of relying on an ancillary quantile regression. However, while ES regressions can be estimated jointly with VaR/quantile regressions (essentially due to the joint elicibility of the pair (VaR, ES) due to Fissler and Ziegel (2016)), our MES regressions require a two-step M-estimator (due to (VaR, MES) only being multi-objective elicitable in the sense of Fissler and Hoga (2024)). As the MES simplifies to the ES when the distress and outcome variables coincide, our MES regressions may be seen as a multivariate extension of ES regressions, which opens up many new fields of application, as outlined above and as demonstrated in more detail in the empirical applications.

Our MES regressions are further related to threshold models (or also: sample split models), which consider (possibly distinct) regression models for the two subsamples where some threshold variable is above or below a deterministic threshold parameter (Hansen, 1999,

2000; Caner and Hansen, 2004). The main differences between our MES regressions and threshold models are as follows. First, in the latter the threshold is a fixed scalar, whereas our models allow the threshold (i.e., the quantile of the distress variable) to be influenced by the user via the quantile level. This flexibility is important, e.g., in the portfolio application, where the quantile level (most often 97.5%) is predetermined by the regulator (Basel Committee on Banking Supervision, 2019). Second, while the threshold is deterministic in sample split models, we allow the stochastic threshold (i.e., the VaR) to be modeled dynamically. Third, the models we consider are more general in that our framework covers non-linear relationships, whereas threshold regressions are mostly confined to linear models.

The remainder of the paper is structured as follows. Section 2 introduces MES regression models and our proposed two-step estimator. Its asymptotic properties and feasible inference methods are presented in Section 3. The simulations in Section 4 verify the good finite-sample performance of our estimator. Section 5 demonstrates the usefulness of MES regressions in two empirical applications and the final Section 6 concludes. The proofs of all technical results are relegated to the Supplementary Material that contains the Appendices A–F.

2 Modeling and Estimation

2.1 The Definition of MES

Consider some time series $\{\mathbf{V}_t = (\mathbf{W}_t', X_t, Y_t)'\}_{t \in \mathbb{N}}$, where \mathbf{W}_t are exogenous variables, X_t denotes the distress or conditioning variable (e.g., a measure of macroeconomic or financial conditions) and Y_t stands for the variable of interest (e.g., economic or financial losses). Let $\mathcal{F}_t = \sigma(\mathbf{W}_t, \mathbf{V}_{t-1}, \mathbf{V}_{t-2}, \dots)$ be the information set generated by the contemporaneous \mathbf{W}_t and past \mathbf{V}_t . The inclusion of \mathbf{W}_t in \mathcal{F}_t allows us to incorporate contemporaneous variables in MES regressions. For instance, in studying the relationship between asset price bubbles and systemic risk, Brunnermeier *et al.* (2020a) use a contemporaneous bubble indicator in an MES-type regression; see also the empirical application in Section 5.1.

For $\beta \in (0, 1)$ we define the VaR as the generalized inverse $\text{VaR}_{t,\beta} := \text{VaR}_\beta(X_t | \mathcal{F}_t) := F_{X_t | \mathcal{F}_t}^{\leftarrow}(\beta)$, where $F_{X_t | \mathcal{F}_t}$ denotes the conditional cumulative distribution function (c.d.f.) of X_t given \mathcal{F}_t . The distress event that quantifies the “adverse conditions” in the definition of the MES is that the stress variable X_t exceeds its VaR, i.e., $\{X_t \geq \text{VaR}_{t,\beta}\}$. With our orientation of X_t denoting (economic or financial) losses, we commonly consider values for β close to one. Left-tail truncations in the sense of $\{X_t \leq \text{VaR}_{t,\beta}\}$ can be analyzed within our framework by simply considering $-X_t$. We formally define our regression target under adverse conditions as $\text{MES}_{t,\beta} := \text{MES}_\beta(Y_t | \mathcal{F}_t) := \mathbb{E}_t[Y_t | X_t \geq \text{VaR}_\beta(X_t | \mathcal{F}_t)]$, where

$\mathbb{E}_t[\cdot] := \mathbb{E}[\cdot | \mathcal{F}_t]$ and we suppress the dependence of the MES on X_t for brevity.

2.2 Joint Models for VaR and MES

Let $\mathbf{Z}_t = (Z_{1,t}, \dots, Z_{k,t})'$ be the observable covariates affecting the VaR and the MES (i.e., $\text{VaR}_{t,\beta}$ and $\text{MES}_{t,\beta}$). We assume that \mathbf{Z}_t is \mathcal{F}_t -measurable, such that it can, e.g., be a subset of the contemporaneous \mathbf{W}_t and past \mathbf{V}_t . The empirical applications in Section 5 provide some concrete examples for \mathbf{Z}_t . We introduce the functions $v_t(\boldsymbol{\theta}^v) = v(\mathbf{Z}_t; \boldsymbol{\theta}^v)$ and $m_t(\boldsymbol{\theta}^m) = m(\mathbf{Z}_t; \boldsymbol{\theta}^m)$, where $\boldsymbol{\theta}^v$ ($\boldsymbol{\theta}^m$) is a generic vector from some parameter space $\Theta^v \subset \mathbb{R}^p$ ($\Theta^m \subset \mathbb{R}^q$), and $v(\cdot; \boldsymbol{\theta}^v)$ and $m(\cdot; \boldsymbol{\theta}^m)$ are measurable functions for all $\boldsymbol{\theta}^v \in \Theta^v$ and $\boldsymbol{\theta}^m \in \Theta^m$, respectively. We assume that there exist unique true parameters $\boldsymbol{\theta}_0^v \in \Theta^v$ and $\boldsymbol{\theta}_0^m \in \Theta^m$, such that almost surely (a.s.)

$$\begin{pmatrix} \text{VaR}_\beta(X_t | \mathcal{F}_t) \\ \text{MES}_\beta(Y_t | \mathcal{F}_t) \end{pmatrix} = \begin{pmatrix} v_t(\boldsymbol{\theta}_0^v) \\ m_t(\boldsymbol{\theta}_0^m) \end{pmatrix}, \quad t \in \mathbb{N}. \quad (1)$$

Thus, $v_t(\boldsymbol{\theta}_0^v)$ is simply a (possibly non-linear) quantile regression model that relates the β -quantile of the distress variable X_t to covariates \mathbf{Z}_t . This may be seen as an auxiliary regression step that allows to identify the “adverse condition” $\{X_t \geq \text{VaR}_\beta(X_t | \mathcal{F}_t)\}$ in the actual quantity of interest $\text{MES}_\beta(Y_t | \mathcal{F}_t) = \mathbb{E}_t[Y_t | X_t \geq \text{VaR}_{t,\beta}]$, which is modeled via $m_t(\boldsymbol{\theta}_0^m)$ and serves to explain the interrelation between Y_t and X_t (in the form of the MES) with covariates. Therefore, we call the models $v_t(\boldsymbol{\theta}_0^v)$ and $m_t(\boldsymbol{\theta}_0^m)$ in (1) a *regression under adverse conditions* or also an *MES regression model*. The leading special case of (1) is the linear model shown in Example 1 below, where $v_t(\boldsymbol{\theta}^v)$ and $m_t(\boldsymbol{\theta}^m)$ are linear in the parameters $\boldsymbol{\theta}^v$ and $\boldsymbol{\theta}^m$, respectively.

The fact that the conditional-on- \mathcal{F}_t quantities $\text{VaR}_{t,\beta}$ and $\text{MES}_{t,\beta}$ only depend on \mathbf{Z}_t is, of course, a modeling assumption. Except for the restriction that \mathbf{Z}_t be \mathbb{R}^k -valued, this is quite a flexible assumption. It covers purely predictive regressions (where \mathbf{Z}_t only contains information available at time $t - h$, say) and also static regressions (where \mathbf{Z}_t only contains contemporaneous variables) and any combination of the two.

Note that we consider the case of separated parameters in (1), where the parameters pertain only to the VaR model or the MES model. This is vital for our two-step M-estimator introduced below.

We also mention that our framework inherently models the interconnectedness between X_t and Y_t through the (parameter-free) definition of the MES. This contrasts with, e.g., [Adrian and Brunnermeier \(2016, Section III.B\)](#), whose estimation method (for the closely related CoVaR) can only capture linear effects of the VaR of X_t onto Y_t .

Example 1. Here, we provide an example of a model that gives rise to a linear regression under adverse conditions in (1). Consider the model

$$\begin{aligned} X_t &= \mathbf{Z}_t^{v'} \boldsymbol{\theta}_0^v + \varepsilon_{X,t}, \\ Y_t &= \mathbf{Z}_t^{m'} \boldsymbol{\theta}_0^m + \varepsilon_{Y,t}, \end{aligned}$$

where \mathbf{Z}_t^v and \mathbf{Z}_t^m are (p and q -dimensional) vectors containing some (or all) components of \mathbf{Z}_t , and we assume that $\text{VaR}_\beta(\varepsilon_{X,t} \mid \mathcal{F}_t) = F_{\varepsilon_{X,t} \mid \mathcal{F}_t}^{\leftarrow}(\beta) = 0$, and $\text{MES}_\beta(\varepsilon_{Y,t} \mid \mathcal{F}_t) = \mathbb{E}_t[\varepsilon_{Y,t} \mid \varepsilon_{X,t} \geq \text{VaR}_\beta(\varepsilon_{X,t} \mid \mathcal{F}_t)] = 0$. Then, exploiting the \mathcal{F}_t -measurability of \mathbf{Z}_t , it is easy to check that (1) holds with linear $v_t(\boldsymbol{\theta}_0^v) = \mathbf{Z}_t^{v'} \boldsymbol{\theta}_0^v$ and linear $m_t(\boldsymbol{\theta}_0^m) = \mathbf{Z}_t^{m'} \boldsymbol{\theta}_0^m$. Recall that $\text{VaR}_\beta(\varepsilon_{X,t} \mid \mathcal{F}_t) = 0$ is the standard assumption on the errors in quantile regressions. The requirement that $\text{MES}_\beta(\varepsilon_{Y,t} \mid \mathcal{F}_t) = 0$ may then be viewed as the analog assumption in our MES regressions. Figure 1 graphically illustrates a linear regression under adverse conditions with one covariate. The top panel shows the quantile regression line $v_t(\boldsymbol{\theta}_0^v)$ in blue and the bottom panel the MES regression line $m_t(\boldsymbol{\theta}_0^m)$ in red. The black points in both panels indicate the observations $(X_t, Y_t)'$ with a VaR exceedance, such that $X_t \geq v_t(\boldsymbol{\theta}_0^v)$. It is obvious from this figure that the auxiliary quantile regression in the top plot is key in identifying the relevant points for the MES regression in the bottom plot.

While “usual” regressions simply relate some outcome Y_t to covariates, our MES regressions allow us to investigate such a relationship *conditional* on an extreme realization of X_t . This is of interest, e.g., when relating a bank’s losses Y_t to institution characteristics, where the precise relationship is mainly of interest during times of large system-wide losses X_t . We use the model of Example 1 to investigate this in the empirical application in Section 5.1, but also in the other applications in Section 5.2 and Appendix E. We discuss the relation of our MES regressions to OLS regressions that use X_t as an explanatory variable in Appendix D.

Remark 1. Using the notation $\mathbf{Z}_t^m = (Z_{1,t}^m, \dots, Z_{q,t}^m)'$ and $\boldsymbol{\theta}^m = (\theta_1^m, \dots, \theta_q^m)'$, our models in (1) allow for the definition of a *marginal effect under adverse conditions* with respect to $Z_{j,t}^m$ for any $j \in \{1, \dots, q\}$ via $\frac{\partial}{\partial Z_{j,t}^m} m_t(\boldsymbol{\theta}^m)$. This captures the impact of a unit change in $Z_{j,t}^m$ on the conditional MES given all other variables remain constant, which is analogous to the classical marginal effect for mean or quantile regressions. For the linear models of Example 1, the marginal effect under adverse conditions is simply θ_j^m .

2.3 Parameter Estimation

We now introduce our estimators of the unknown model parameters $\boldsymbol{\theta}_0^v$ and $\boldsymbol{\theta}_0^m$. Typically, (one-step) M-estimation requires a to-be-minimized loss function (or also: objective

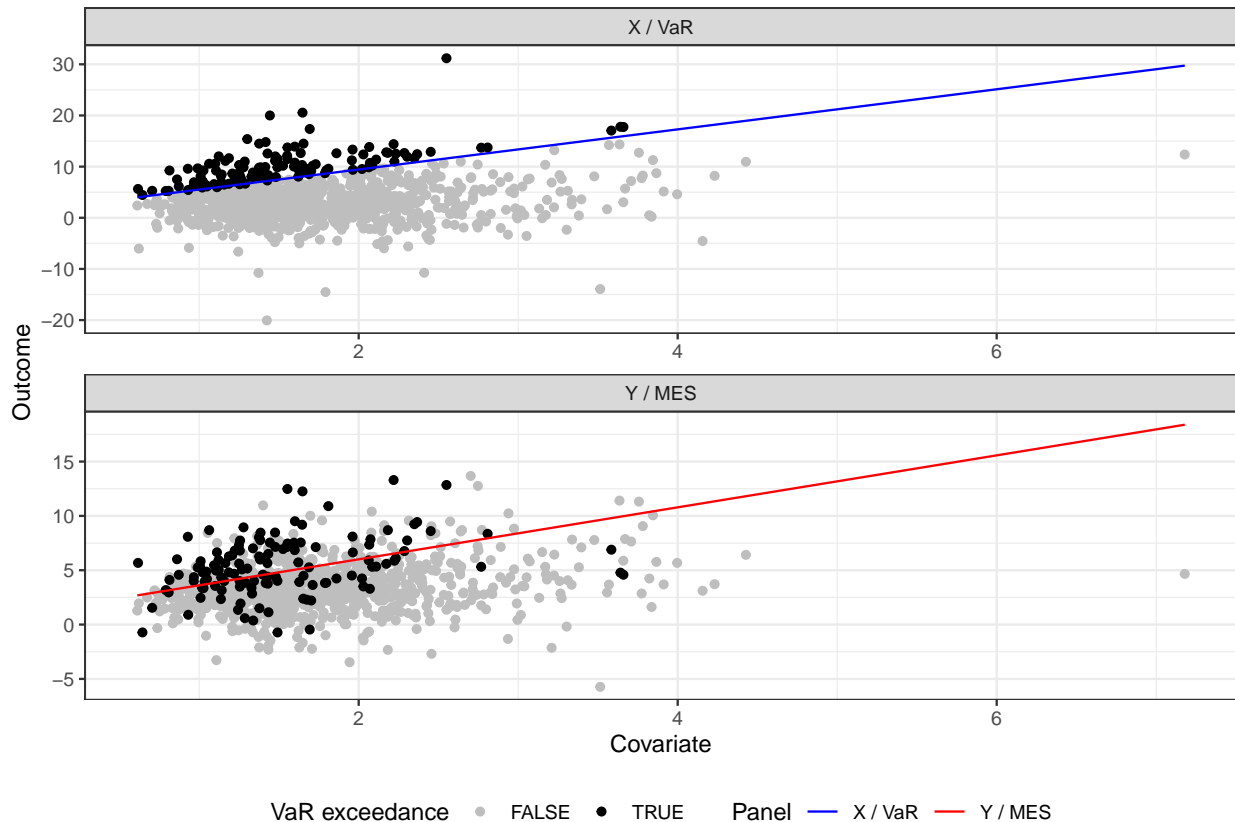


Figure 1: Top panel: Quantile regression line $v_t(\theta_0^v)$ in blue. Bottom panel: MES regression line $m_t(\theta_0^m)$ in red. Points in black in both panels correspond to observations with a VaR exceedance (i.e., $X_t \geq v_t(\theta_0^v)$).

function). Yet, as pointed out in the Introduction, there is no real-valued loss function associated with the pair (VaR, MES). The existence of such a (strictly consistent) loss function is, however, necessary for consistent M-estimation of semiparametric models such as ours (Dimitriadis *et al.*, 2024, Theorem 1).

To overcome this lack, we draw on Fissler and Hoga (2024). Denoting by $\mathbf{1}_{\{\cdot\}}$ the indicator function, they show that (under some smoothness conditions) the \mathbb{R}^2 -valued loss function

$$\mathbf{S} \left(\begin{pmatrix} v \\ m \end{pmatrix}, \begin{pmatrix} x \\ y \end{pmatrix} \right) = \begin{pmatrix} S^{\text{VaR}}(v, x) \\ S^{\text{MES}}((v, m)', (x, y)') \end{pmatrix} = \begin{pmatrix} [\mathbf{1}_{\{x \leq v\}} - \beta][v - x] \\ \frac{1}{2} \mathbf{1}_{\{x > v\}} [y - m]^2 \end{pmatrix} \quad (2)$$

is minimized in expectation by the true VaR and MES with respect to the lexicographic order. That is, for all $v, m \in \mathbb{R}$,

$$\mathbb{E} \left[\mathbf{S} \left(\begin{pmatrix} \text{VaR}_\beta \\ \text{MES}_\beta \end{pmatrix}, \begin{pmatrix} X \\ Y \end{pmatrix} \right) \right] \preceq_{\text{lex}} \mathbb{E} \left[\mathbf{S} \left(\begin{pmatrix} v \\ m \end{pmatrix}, \begin{pmatrix} X \\ Y \end{pmatrix} \right) \right],$$

where $(x_1, x_2)' \preceq_{\text{lex}} (y_1, y_2)'$ if $x_1 < y_1$ or $(x_1 = y_1 \text{ and } x_2 \leq y_2)$, and VaR_β and MES_β denote the true VaR and MES of the joint distribution of $(X, Y)'$. Note that $S^{\text{VaR}}(\cdot, \cdot)$ in (2) is the standard pinball-loss function known from quantile regression. Clearly, $S^{\text{MES}}(\cdot, \cdot)$ resembles the squared error loss familiar from usual mean regressions, except that the indicator $\mathbb{1}_{\{x > v\}}$ restricts the evaluation to observations with VaR exceedances in the first component. The pre-factor $1/2$ is simply a convenient normalization, enabling an easier representation of some subsequent quantities. In the related literature, loss functions are often also called *scoring functions* (Gneiting, 2011) and we use these two terms interchangeably.

To introduce our two-step estimator, suppose that we have a sample $\{(X_t, Y_t, \mathbf{Z}_t)'\}_{t=1, \dots, n}$ of size n . In a first step, the lexicographic order suggests to minimize the expected score of the VaR component. Approximating the expected score by the sample average of the scores, the first-step estimator is

$$\hat{\boldsymbol{\theta}}_n^v = \arg \min_{\boldsymbol{\theta}^v \in \Theta^v} \frac{1}{n} \sum_{t=1}^n S^{\text{VaR}}(v_t(\boldsymbol{\theta}^v), X_t).$$

Oberhofer and Haupt (2016) study this estimator in their nonlinear quantile regressions for deterministic regressors.

Given $\hat{\boldsymbol{\theta}}_n^v$, the lexicographic order similarly suggests in a second step to minimize the sample average of the MES losses via

$$\hat{\boldsymbol{\theta}}_n^m = \arg \min_{\boldsymbol{\theta}^m \in \Theta^m} \frac{1}{n} \sum_{t=1}^n S^{\text{MES}}\left((v_t(\hat{\boldsymbol{\theta}}_n^v), m_t(\boldsymbol{\theta}^m))', (X_t, Y_t)'\right). \quad (3)$$

For this two-step estimator to be feasible, the requirement that the VaR model does not depend on the MES model is essential. Section 3 shows that the estimation precision of $\hat{\boldsymbol{\theta}}_n^m$ is affected by relying on $\hat{\boldsymbol{\theta}}_n^v$ in the second step, which is the usual case for two-step estimators (Newey and McFadden, 1994, Section 6).

3 Asymptotics for the Two-Step Estimators

We now show the joint asymptotic normality of our two-step M-estimators $\hat{\boldsymbol{\theta}}_n^v$ and $\hat{\boldsymbol{\theta}}_n^m$ under the regularity conditions in Assumptions 1–7 given below. Before presenting Assumptions 1–7, we have to introduce some notation. The joint c.d.f. of $(X_t, Y_t)' | \mathcal{F}_t$ is denoted by $F_t(\cdot, \cdot)$, and its Lebesgue density (which we assume exists) by $f_t(\cdot, \cdot)$. Similarly, $F_t^W(\cdot)$ ($f_t^W(\cdot)$) denotes the distribution (density) function of $W_t | \mathcal{F}_t$ for $W \in \{X, Y\}$. For sufficiently smooth functions $\mathbb{R}^p \ni \boldsymbol{\theta} \mapsto f(\boldsymbol{\theta}) \in \mathbb{R}$, we denote the $(p \times 1)$ -gradient by $\nabla f(\boldsymbol{\theta})$, its transpose by $\nabla' f(\boldsymbol{\theta})$ and the $(p \times p)$ -Hessian by $\nabla^2 f(\boldsymbol{\theta})$. All (in-)equalities involving random quantities

are meant to hold almost surely.

The asymptotic variance-covariance matrices of our estimators depend on the following matrices:

$$\begin{aligned}\mathbf{V} &= \beta(1 - \beta)\mathbb{E}[\nabla v_t(\boldsymbol{\theta}_0^v)\nabla' v_t(\boldsymbol{\theta}_0^v)] \in \mathbb{R}^{p \times p}, \\ \mathbf{A} &= \mathbb{E}\left[f_t^X(v_t(\boldsymbol{\theta}_0^v))\nabla v_t(\boldsymbol{\theta}_0^v)\nabla' v_t(\boldsymbol{\theta}_0^v)\right] \in \mathbb{R}^{p \times p}, \\ \mathbf{M}^* &= \mathbb{E}\left[\{Y_t - m_t(\boldsymbol{\theta}_0^m)\}^2 \mathbf{1}_{\{X_t > v_t(\boldsymbol{\theta}_0^v)\}} \nabla m_t(\boldsymbol{\theta}_0^m)\nabla' m_t(\boldsymbol{\theta}_0^m)\right] \in \mathbb{R}^{q \times q}, \\ \mathbf{A}_{(1)} &= (1 - \beta)\mathbb{E}[\nabla m_t(\boldsymbol{\theta}_0^m)\nabla' m_t(\boldsymbol{\theta}_0^m)] \in \mathbb{R}^{q \times q}, \\ \mathbf{A}_{(2)} &= \mathbb{E}\left[\left\{\int_{-\infty}^{\infty} y f_t(v_t(\boldsymbol{\theta}_0^v), y) dy - m_t(\boldsymbol{\theta}_0^m) f_t^X(v_t(\boldsymbol{\theta}_0^v))\right\} \nabla m_t(\boldsymbol{\theta}_0^m)\nabla' v_t(\boldsymbol{\theta}_0^v)\right] \in \mathbb{R}^{q \times p}.\end{aligned}$$

All these matrices exist by virtue of Assumptions 1–7, which we state now. For this, let $K < \infty$ be some large universal positive constant, and denote by $\|\mathbf{x}\|$ the Euclidean norm when \mathbf{x} is a vector, and the Frobenius norm when \mathbf{x} is matrix-valued.

Assumption 1. (i). *There exist unique parameters $\boldsymbol{\theta}_0^v$ and $\boldsymbol{\theta}_0^m$, such that (1) holds a.s. for all $t \in \mathbb{N}$.*

(ii). *The parameter space $\boldsymbol{\Theta} = \boldsymbol{\Theta}^v \times \boldsymbol{\Theta}^m$ is compact, where $\boldsymbol{\Theta}^v \subset \mathbb{R}^p$ and $\boldsymbol{\Theta}^m \subset \mathbb{R}^q$.*

(iii). *$\boldsymbol{\theta}_0^v \in \text{int}(\boldsymbol{\Theta}^v)$ and $\boldsymbol{\theta}_0^m \in \text{int}(\boldsymbol{\Theta}^m)$, where $\text{int}(\cdot)$ denotes the interior of a set.*

Assumption 2. *$\{(X_t, Y_t, \mathbf{Z}_t')\}_{t \in \mathbb{N}}$ is strictly stationary and β -mixing with coefficients $\beta(\cdot)$ of size $-r/(r - 1)$ for some $r > 1$.*

Assumption 3. (i). *For all $t \in \mathbb{N}$, $F_t(\cdot, \cdot)$ belongs to a class of distributions on \mathbb{R}^2 that possess a positive Lebesgue density $f_t(x, y)$ for all $(x, y)' \in \mathbb{R}^2$ such that $F_t(x, y) \in (0, 1)$.*

(ii). *$|f_t^X(x) - f_t^X(x')| \leq K|x - x'|$ and $\sup_{x \in \mathbb{R}} f_t^X(x) \leq K$.*

(iii). *The conditional density $f_t(x, y)$ is differentiable in its first argument, with partial derivative denoted by $\partial_1 f_t(x, y)$.*

(iv). *$\sup_{x \in \mathbb{R}} \left| \int_{-\infty}^{\infty} y \partial_1 f_t(x, y) dy \right| \leq F(\mathcal{F}_t)$ and $\sup_{x \in \mathbb{R}} \int_{-\infty}^{\infty} |y| f_t(x, y) dy \leq F_1(\mathcal{F}_t)$ for \mathcal{F}_t -measurable random variables $F(\mathcal{F}_t)$ and $F_1(\mathcal{F}_t)$.*

Assumption 4. (i). *For all $t \in \mathbb{N}$, $v_t(\cdot)$ and $m_t(\cdot)$ are twice differentiable on $\text{int}(\boldsymbol{\Theta}^v)$ and $\text{int}(\boldsymbol{\Theta}^m)$ with gradients $\nabla v_t(\cdot)$ and $\nabla m_t(\cdot)$, and Hessians $\nabla^2 v_t(\cdot)$ and $\nabla^2 m_t(\cdot)$.*

(ii). *$\sup_{\boldsymbol{\theta}^v \in \boldsymbol{\Theta}^v} |v_t(\boldsymbol{\theta}^v)| \leq V(\mathbf{Z}_t)$ and $\sup_{\boldsymbol{\theta}^m \in \boldsymbol{\Theta}^m} |m_t(\boldsymbol{\theta}^m)| \leq M(\mathbf{Z}_t)$ for some measurable functions $V(\cdot)$ and $M(\cdot)$.*

- (iii). $\sup_{\boldsymbol{\theta}^v \in \Theta^v} \|\nabla v_t(\boldsymbol{\theta}^v)\| \leq V_1(\mathbf{Z}_t)$ and $\sup_{\boldsymbol{\theta}^m \in \Theta^m} \|\nabla m_t(\boldsymbol{\theta}^m)\| \leq M_1(\mathbf{Z}_t)$ for some measurable functions $V_1(\cdot)$ and $M_1(\cdot)$.
- (iv). $\sup_{\boldsymbol{\theta}^v \in \Theta^v} \|\nabla^2 v_t(\boldsymbol{\theta}^v)\| \leq V_2(\mathbf{Z}_t)$ and $\sup_{\boldsymbol{\theta}^m \in \Theta^m} \|\nabla^2 m_t(\boldsymbol{\theta}^m)\| \leq M_2(\mathbf{Z}_t)$ for some measurable functions $V_2(\cdot)$ and $M_2(\cdot)$.
- (v). There exist neighborhoods of $\boldsymbol{\theta}_0^v$ and $\boldsymbol{\theta}_0^m$, such that $\|\nabla^2 v_t(\boldsymbol{\tau}^v) - \nabla^2 v_t(\boldsymbol{\theta}^v)\| \leq V_3(\mathbf{Z}_t)\|\boldsymbol{\tau}^v - \boldsymbol{\theta}^v\|$ and $\|\nabla^2 m_t(\boldsymbol{\tau}^m) - \nabla^2 m_t(\boldsymbol{\theta}^m)\| \leq M_3(\mathbf{Z}_t)\|\boldsymbol{\tau}^m - \boldsymbol{\theta}^m\|$ for all elements $\boldsymbol{\theta}^v$, $\boldsymbol{\tau}^v$ and $\boldsymbol{\theta}^m$, $\boldsymbol{\tau}^m$ of the respective neighborhoods, and measurable functions $V_3(\cdot)$ and $M_3(\cdot)$.

Assumption 5. For $r > 1$ from Assumption 2 and some $\iota > 0$, it holds that $\mathbb{E}[V(\mathbf{Z}_t)] \leq K$, $\mathbb{E}[V_1^{4r}(\mathbf{Z}_t)] \leq K$, $\mathbb{E}[V_2^{2r}(\mathbf{Z}_t)] \leq K$, $\mathbb{E}[V_3(\mathbf{Z}_t)] \leq K$, $\mathbb{E}[M^{4r+\iota}(\mathbf{Z}_t)] \leq K$, $\mathbb{E}[M_1^{4r+\iota}(\mathbf{Z}_t)] \leq K$, $\mathbb{E}[M_2^{4r}(\mathbf{Z}_t)] \leq K$, $\mathbb{E}[M_3^{4r/(4r-1)}(\mathbf{Z}_t)] \leq K$, $\mathbb{E}[F^{4r/(4r-3)}(\mathcal{F}_t)] \leq K$, $\mathbb{E}[F_1^{4r/(4r-3)}(\mathcal{F}_t)] \leq K$, $\mathbb{E}|X_t| \leq K$, $\mathbb{E}|Y_t|^{4r+\iota} \leq K$.

Assumption 6. The matrices $\boldsymbol{\Lambda}$ and $\boldsymbol{\Lambda}_{(1)}$ are positive definite.

Assumption 7. $\sup_{\boldsymbol{\theta}^v \in \Theta^v} \sum_{t=1}^n \mathbb{1}_{\{X_t = v_t(\boldsymbol{\theta}^v)\}} \leq K$ a.s. for all $n \in \mathbb{N}$.

Assumption 1 (i) ensures identification of the true parameters. Compactness in Assumption 1 (ii) is a standard requirement in extremum estimation; see Newey and McFadden (1994). Assumption 1 (iii) forces the true parameters to be interior to the respective parameter spaces, which is a key requirement for proving asymptotic normality. Assumption 2 is a standard stationarity and mixing condition ensuring that suitable laws of large numbers and central limit theorems apply. Often, the β -mixing coefficients decrease exponentially, such that Assumption 2 holds for *any* $r > 1$ arbitrarily close to unity; see, e.g., Carrasco and Chen (2002) and Liebscher (2005) for ARMA and GARCH processes. Assumption 3 (i) ensures strict (multi-objective) consistency of the scoring function given in (2); see Fissler and Hoga (2024, Theorem 4.2). The final items (ii)–(iv) of Assumption 3 may be interpreted as smoothness conditions for the conditional density. Since the VaR and MES only depend on \mathbf{Z}_t under our modeling framework, it will most often be the case that the conditional density $f_t(\cdot, \cdot)$ will also be \mathbf{Z}_t -measurable; see, e.g., Appendix C. Nonetheless, the random variables $F(\mathcal{F}_t)$ and $F_1(\mathcal{F}_t)$ appearing in Assumption 3 (iv) are in principle allowed to be \mathcal{F}_t -measurable. Assumption 4 provides smoothness conditions on the VaR and MES model, and Assumption 5 collects moment bounds. When mixing is exponential (corresponding to $r = 1$ in Assumption 2), the moment bounds of Assumption 5 are weakest, such that there is the usual moment-memory tradeoff. Note that the moment conditions for the VaR model are weaker than those for the MES model, because the latter is estimated based on a *squared* error-type loss. Assumption 6 ensures that the asymptotic variance-covariance matrix in

Theorem 1 is well-defined, which can however be degenerate if \mathbf{V} or \mathbf{M}^* are singular; also see Hansen (1982, footnote 20). Assumption 7 is identical to Assumption 2 (G) in Patton *et al.* (2019). It prevents an infinite number of X_t 's to lie on any possible “quantile regression line” $v_t(\boldsymbol{\theta}^v)$. Appendix C shows that $K = \dim(\boldsymbol{\theta}^v)$ for linear models.

Theorem 1. *Suppose Assumptions 1–7 hold. Then, as $n \rightarrow \infty$,*

$$\sqrt{n} \begin{pmatrix} \widehat{\boldsymbol{\theta}}_n^v - \boldsymbol{\theta}_0^v \\ \widehat{\boldsymbol{\theta}}_n^m - \boldsymbol{\theta}_0^m \end{pmatrix} \xrightarrow{d} N(\mathbf{0}, \boldsymbol{\Gamma} \mathbf{M} \boldsymbol{\Gamma}'),$$

where

$$\boldsymbol{\Gamma} = \begin{pmatrix} \boldsymbol{\Lambda}^{-1} & \mathbf{0} \\ -\boldsymbol{\Lambda}_{(1)}^{-1} \boldsymbol{\Lambda}_{(2)} \boldsymbol{\Lambda}^{-1} & \boldsymbol{\Lambda}_{(1)}^{-1} \end{pmatrix} \in \mathbb{R}^{(p+q) \times (p+q)} \quad \text{and} \quad \mathbf{M} = \begin{pmatrix} \mathbf{V} & \mathbf{0} \\ \mathbf{0} & \mathbf{M}^* \end{pmatrix} \in \mathbb{R}^{(p+q) \times (p+q)}.$$

The proof of Theorem 1 is in Appendix A and draws on Dimitriadis *et al.* (2023). In the special case $\boldsymbol{\Lambda}_{(2)} = \mathbf{0}$, the first-step estimator does not have an impact on the asymptotic variance of the second-step estimator (Newey and McFadden, 1994, Section 6.2). To gain some intuition for this, rewrite the curly bracket in $\boldsymbol{\Lambda}_{(2)}$ as $f_t^X(v_t(\boldsymbol{\theta}_0^v)) \left(\mathbb{E}[Y_t | X_t = v_t(\boldsymbol{\theta}_0^v)] - \mathbb{E}[Y_t | X_t \geq v_t(\boldsymbol{\theta}_0^v)] \right)$, which measures how the expectation of Y_t reacts upon moving from $\{X_t = v_t(\boldsymbol{\theta}_0^v)\}$ further to the tail through $\{X_t \geq v_t(\boldsymbol{\theta}_0^v)\}$. Hence, $\boldsymbol{\Lambda}_{(2)} = \mathbf{0}$ can be interpreted as a form of “conditional tail uncorrelatedness” of X_t and Y_t , as $\boldsymbol{\Lambda}_{(2)}$ is a weighted expectation of the above quantity.

Remark 2 (Expected Shortfall Regressions). For $X_t = Y_t$, the definition of the MES simplifies to the Expected Shortfall, $\text{ES}_{t,\beta} := \text{ES}_\beta(X_t | \mathcal{F}_t) := \mathbb{E}_t[X_t | X_t \geq \text{VaR}_{t,\beta}]$. For the ES, associated regression models (jointly with the conditional VaR) have been proposed recently. E.g., Dimitriadis and Bayer (2019) and Patton *et al.* (2019) consider *joint* M-estimation with a VaR model, which is feasible as (VaR, ES) are *jointly elicitable*, as opposed to the pair (VaR, MES), which is merely multi-objective elicitable. One can also use a two-step estimator for VaR and ES models, whose second step is essentially given by setting $Y_t = X_t$ in the right-hand side of (3). Its asymptotic variance-covariance matrix resembles the one presented in Theorem 1 by again setting $Y_t = X_t$ in all matrices but $\boldsymbol{\Lambda}_{(2)}$, where an ES-specific version is

$$\boldsymbol{\Lambda}_{(2)}^{\text{ES}} = \mathbb{E} \left[\{v_t(\boldsymbol{\theta}_0^v) - m_t(\boldsymbol{\theta}_0^m)\} f_t^X(v_t(\boldsymbol{\theta}_0^v)) \nabla m_t(\boldsymbol{\theta}_0^m) \nabla' v_t(\boldsymbol{\theta}_0^v) \right].$$

This arises as $\int_{-\infty}^{\infty} y f_t(v_t(\boldsymbol{\theta}_0^v), y) dy = f_t^X(v_t(\boldsymbol{\theta}_0^v)) \mathbb{E}_t[Y_t | X_t = v_t(\boldsymbol{\theta}_0^v)]$, and the latter conditional expectation equals $v_t(\boldsymbol{\theta}_0^v)$ if $Y_t = X_t$. Notice, however, that the joint distribution of $(Y_t, X_t)'$ is degenerate if $Y_t = X_t$, such that our Assumption 3 is violated. Therefore,

Assumption 3 is replaced in ES models by the requirement that the (univariate) conditional distribution of X_t is sufficiently smooth around its β -quantile; see, e.g., Patton *et al.* (2019, Assumption 2 (B)).

For feasible inference, we have to estimate the asymptotic variance-covariance matrix of Theorem 1 consistently. In Appendix B, we propose suitable estimators and show their consistency in Theorem 2 under the additional Assumptions 8–11.

Appendix C verifies Assumptions 1–7 and also Assumptions 8–10 for the linear MES regression model of Example 1 subject to some regularity conditions.

4 Simulations

4.1 The Data-Generating Process

We consider a time series regression as a data-generating process (DGP), which exhibits the desirable features of a time-varying conditional mean and covariance matrix and at the same time results in a correctly specified regression for the MES (and the VaR) that allows for a comparison with the estimation used in Brunnermeier *et al.* (2020a,b) in Section 4.3.

Using the notation of Example 1, the covariates $\mathbf{Z}_t^v = \mathbf{Z}_t^m = (1, Z_{1,t}, Z_{2,t})'$ follow the (transformed) auto-regressions

$$\begin{aligned} Z_{1,t} &= 0.3 + 0.4 \exp(\xi_t) & \text{with} & & \xi_t &= 0.6\xi_{t-1} + \varepsilon_{\xi,t}, \\ Z_{2,t} &= 0.75Z_{2,t-1} + \varepsilon_{Z,t}, \end{aligned}$$

where $\varepsilon_{Z,t}, \varepsilon_{\xi,t} \stackrel{\text{i.i.d.}}{\sim} N(0, 1)$, independently of each other for all $t = 1, \dots, n$. The exponential transformation guarantees positivity of $Z_{1,t}$, which is required to introduce heteroskedasticity in the process

$$(X_t, Y_t)' = (\gamma_1, \gamma_1)' + (\gamma_2, \gamma_2)' Z_{1,t} + (\gamma_3, \gamma_3)' Z_{2,t} + (\gamma_4 + \gamma_5 Z_{1,t}) \boldsymbol{\varepsilon}_t, \quad t = 1, \dots, n. \quad (4)$$

The multivariate t -distributed innovations $\boldsymbol{\varepsilon}_t = (\varepsilon_{1,t}, \varepsilon_{2,t})' \stackrel{\text{i.i.d.}}{\sim} t_6(\mathbf{0}, \boldsymbol{\Sigma} = \begin{pmatrix} 1 & \\ & 1.2 & 1.2 \\ & & 4 \end{pmatrix})$ are independent of the $\{\varepsilon_{Z,t}\}$ and $\{\varepsilon_{\xi,t}\}$. We choose $\boldsymbol{\gamma} = (\gamma_1, \dots, \gamma_5)' = (1, 1.5, 2, 0.25, 0.5)'$ as the true values. For simplicity, our DGP in (4) implies that X_t and Y_t are driven by the same factors and only the heteroskedastic shock differs between the variables. This DGP results in the linear (VaR, MES) model

$$v_t(\boldsymbol{\theta}^v) = \theta_1^v + \theta_2^v Z_{1,t} + \theta_3^v Z_{2,t} \quad \text{and} \quad m_t(\boldsymbol{\theta}^m) = \theta_1^m + \theta_2^m Z_{1,t} + \theta_3^m Z_{2,t}.$$

The true parameter values $\boldsymbol{\theta}_0^v = (\theta_{1,0}^v, \theta_{2,0}^v, \theta_{3,0}^v)'$ and $\boldsymbol{\theta}_0^m = (\theta_{1,0}^m, \theta_{2,0}^m, \theta_{3,0}^m)'$ are given by

$$\boldsymbol{\theta}_0^v = (\gamma_1 + \gamma_4 \tilde{q}_\beta, \gamma_2 + \gamma_5 \tilde{q}_\beta, \gamma_3)' \quad \text{and} \quad \boldsymbol{\theta}_0^m = (\gamma_1 + \gamma_4 \tilde{m}_\beta, \gamma_2 + \gamma_5 \tilde{m}_\beta, \gamma_3)',$$

where \tilde{m}_β is the β -MES of the $t_6(\mathbf{0}, \boldsymbol{\Sigma})$ -distribution, and \tilde{q}_β is the β -quantile of its first component. While the *true* parameters for $\theta_{3,0}^v$ and $\theta_{3,0}^m$ coincide, this specification does not violate the separated parameter condition in (1) as we do not impose the condition $\theta_3^v = \theta_3^m$ in the estimation.

4.2 Simulation Results

We estimate the correctly specified six-parameter (VaR, MES) regression model based on the joint covariates $\mathbf{Z}_t^v = \mathbf{Z}_t^m$ given above. Table 1 shows simulation results for the estimated parameters and their standard deviations. Results are based on 5000 Monte Carlo replications of the DGP in (4) for the probability levels $\beta \in \{0.9, 0.95, 0.975\}$, which we also use in our two applications in Sections 5.1–5.2. We consider the typical sample sizes $n \in \{500, 1000, 2000, 4000\}$. The asymptotic variances are estimated as detailed in Appendix B. A formal description of the table columns is given in the table caption.

We find that both the VaR and MES parameters are estimated consistently as the empirical bias and the empirical standard deviation shrink as n grows in all settings. As expected, the estimates are more accurate for moderate (smaller) probability levels β , but even the largest choice $\beta = 0.975$ leads to fairly accurate estimates in large samples. Overall, the MES parameters are estimated with similar accuracy as the corresponding VaR parameters, and so are their asymptotic variances. These results are confirmed by the coverage rates of the resulting confidence intervals, where the empirical coverage rates approach the nominal rate of 95%. We observe some undercoverage in finite samples that, however, vanishes with decreasing β and increasing sample size n .

4.3 Comparison with Existing Approaches to MES Regressions

Brunnermeier *et al.* (2020a,b), Berger *et al.* (2020) and Karolyi *et al.* (2023) among others use the following approach to MES regressions. Define the empirical MES estimate over a rolling window of $S \in \mathbb{N}$ (typically, $S = 250$) past observations, i.e.,

$$Y_t^* = \left(\sum_{s=t-S}^t \mathbb{1}_{\{X_s \geq \hat{Q}_\beta(X_{(t-S):t})\}} \right)^{-1} \sum_{s=t-S}^t Y_s \mathbb{1}_{\{X_s \geq \hat{Q}_\beta(X_{(t-S):t})\}}, \quad (5)$$

where $\hat{Q}_\beta(X_{(t-S):t})$ denotes the sample quantile of $\{X_{t-S}, \dots, X_t\}$ in the rolling window.

VaR		θ_1^v				θ_2^v				θ_3^v			
β	n	Bias	$\hat{\sigma}_{\text{emp}}$	$\hat{\sigma}_{\text{asy}}$	CI	Bias	$\hat{\sigma}_{\text{emp}}$	$\hat{\sigma}_{\text{asy}}$	CI	Bias	$\hat{\sigma}_{\text{emp}}$	$\hat{\sigma}_{\text{asy}}$	CI
0.9	500	0.049	0.581	0.585	0.92	-0.033	0.489	0.503	0.91	-0.003	0.163	0.159	0.93
	1000	0.023	0.410	0.409	0.93	-0.015	0.346	0.352	0.92	-0.000	0.114	0.112	0.94
	2000	0.012	0.288	0.287	0.93	-0.007	0.244	0.247	0.93	-0.000	0.081	0.079	0.94
	4000	0.009	0.208	0.203	0.93	-0.007	0.176	0.174	0.94	-0.001	0.057	0.056	0.94
0.95	500	0.104	0.824	0.850	0.89	-0.073	0.687	0.730	0.87	-0.001	0.232	0.230	0.91
	1000	0.051	0.593	0.586	0.90	-0.031	0.500	0.504	0.88	0.000	0.164	0.159	0.91
	2000	0.034	0.412	0.410	0.92	-0.024	0.346	0.353	0.91	-0.001	0.115	0.112	0.93
	4000	0.015	0.294	0.290	0.93	-0.008	0.248	0.249	0.93	0.000	0.079	0.079	0.94
0.975	500	0.214	1.210	1.425	0.87	-0.130	1.007	1.179	0.82	-0.001	0.338	0.377	0.89
	1000	0.108	0.860	0.936	0.88	-0.064	0.720	0.797	0.85	0.003	0.236	0.249	0.90
	2000	0.061	0.604	0.626	0.90	-0.035	0.516	0.536	0.88	-0.003	0.169	0.169	0.92
	4000	0.025	0.427	0.437	0.91	-0.015	0.361	0.375	0.90	0.001	0.117	0.118	0.93

MES		θ_1^m				θ_2^m				θ_3^m			
β	n	Bias	$\hat{\sigma}_{\text{emp}}$	$\hat{\sigma}_{\text{asy}}$	CI	Bias	$\hat{\sigma}_{\text{emp}}$	$\hat{\sigma}_{\text{asy}}$	CI	Bias	$\hat{\sigma}_{\text{emp}}$	$\hat{\sigma}_{\text{asy}}$	CI
0.9	500	0.030	0.822	0.763	0.89	-0.031	0.629	0.575	0.87	0.003	0.207	0.201	0.93
	1000	0.018	0.614	0.573	0.90	-0.018	0.466	0.433	0.88	0.005	0.144	0.141	0.94
	2000	0.010	0.454	0.434	0.92	-0.009	0.343	0.327	0.91	-0.001	0.099	0.100	0.95
	4000	0.006	0.325	0.317	0.93	-0.006	0.243	0.239	0.93	-0.000	0.070	0.071	0.95
0.95	500	0.045	1.211	1.100	0.86	-0.060	0.935	0.815	0.81	-0.002	0.323	0.303	0.91
	1000	0.039	0.906	0.849	0.88	-0.035	0.698	0.640	0.86	0.001	0.220	0.218	0.94
	2000	0.029	0.657	0.656	0.91	-0.027	0.500	0.494	0.90	-0.002	0.158	0.155	0.94
	4000	0.010	0.493	0.487	0.92	-0.010	0.373	0.366	0.92	0.001	0.112	0.111	0.94
0.975	500	0.073	1.891	1.762	0.84	-0.099	1.443	1.261	0.76	-0.001	0.543	0.478	0.88
	1000	0.062	1.334	1.256	0.87	-0.061	1.019	0.931	0.82	-0.005	0.360	0.336	0.90
	2000	0.016	0.967	0.930	0.89	-0.026	0.742	0.702	0.87	-0.003	0.239	0.241	0.94
	4000	0.028	0.741	0.734	0.91	-0.026	0.565	0.552	0.90	-0.004	0.174	0.173	0.94

Table 1: Simulation results for the parameter estimates of a (correctly specified) linear MES regression model based on the DGP in (4) and 5000 simulation replications. The columns “Bias” show the average bias of the parameter estimates, “ $\hat{\sigma}_{\text{emp}}$ ” report the empirical standard deviation of the parameter estimates, “ $\hat{\sigma}_{\text{asy}}$ ” the mean of the estimated standard deviations (computed from the diagonal elements of our estimate of $\mathbf{\Gamma M \Gamma}'$) and the columns “CI” show the coverage rates of 95%-confidence intervals.

Brunnermeier *et al.* (2020a,b) then relate the transformed response Y_t^* to covariates \mathbf{Z}_t^m in a standard OLS mean regression; see Brunnermeier *et al.* (2020a, equations (2) and (3)) and Brunnermeier *et al.* (2020b, Section 2.3) for details. We henceforth call this method the “ad hoc MES regression”. A mean regression of Y_t^* on \mathbf{Z}_t^m estimates the conditional expectation $\mathbb{E}[Y_t^* | \mathbf{Z}_t^m]$, whose interpretation is unclear and which is in general different from the *de facto* target of an MES regression, that is, $\text{MES}_{t,\beta} = \mathbb{E}[Y_t | X_t \geq \text{VaR}_{t,\beta}, \mathbf{Z}_t^m]$. A further drawback of the ad hoc MES regressions is that—in contrast to our MES regression—the covariates \mathbf{Z}_t^m cannot contain past values of X_t or Y_t as these would influence both the left-hand and right-hand sides of the associated OLS regression, as Y_t^* is a rolling average over past values of Y_t (truncated by using lagged values of X_t).

To illustrate in a simpler context, such an ad hoc regression for the β -quantile would

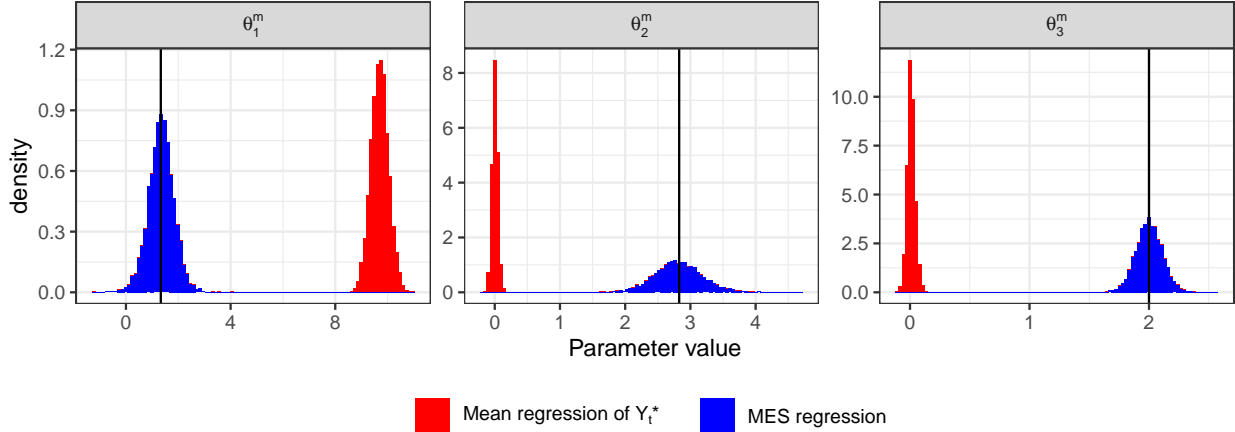


Figure 2: Histograms (over the $M = 5000$ simulation replications) of our MES regression parameter estimates in blue and the estimates using the technique of Brunnermeier *et al.* (2020a,b) in red. We fix $\beta = 0.95$ and $n = 4000$. The true values are marked by the vertical black lines.

relate the moving window sample quantile $Y_t^\dagger = \widehat{Q}_\beta(X_{(t-S):t})$ to covariates. This contrasts with quantile regression of Koenker and Bassett (1978), which relates Y_t directly to the regressors by using the quantile-specific check loss function given in the first row of (2).

Figure 2 illustrates how severe the discrepancy between our and the ad hoc version of the MES regression is for the DGP in (4) for $\beta = 0.95$. We do so by estimating a mean regression of the target Y_t^* on the same covariates $(1, Z_{1,t}, Z_{2,t})'$ and by computing our MES estimate $\widehat{\theta}_n^m$. While the parameter estimates of our MES regression are normally distributed around the true parameter values (given by the black lines), the estimates based on the ad hoc estimation method are far from the true values. Most strikingly, the ad hoc estimates of the two slope parameters associated with the covariates $Z_{1,t}$ and $Z_{2,t}$ vary around zero because the contemporaneous effect of the covariates on the *rolling window* quantity Y_t^* is negligible. This illustrates that employing the ad hoc MES regression procedure does not capture the effect of covariates on the MES functional, but rather for some functional that is inherently hard to interpret; see (5).

5 Empirical Applications

We illustrate the versatility of our MES regressions in three applications. These concern explanatory variables of systemic risk in the banking sector in Section 5.1 and dissecting GDP growth vulnerabilities among the three biggest European economies in Section 5.2. A further application concerning (equal risk contribution) portfolios is deferred to Appendix E.

5.1 Systemic Risk Regressions

With the introduction of RiskMetrics (J.P. Morgan, 1996), financial risk management—based mainly on the VaR—was beginning to be firmly established in the 1990s. Subsequently, the importance of adequately managing individual financial risks was also reflected in official regulations by the [Basel Committee on Banking Supervision \(1996\)](#). As these regulations did not prevent the financial crisis of 2007–08, more attention (of regulators as well as industry) has been paid to the *systemic* nature of financial risks. This means that more scrutiny was applied in studying the interconnectedness of individual institutions (in the context of the financial system as a whole) or the interconnectedness of individual trading desks (in the context of managing bank-wide risks). As a consequence of this development, a huge literature on systemic risk and its determinants has emerged (e.g., [Allen et al., 2012](#); [Adrian and Brunnermeier, 2016](#); [Acharya et al., 2017](#); [Brownlees and Engle, 2017](#); [Brunnermeier et al., 2020a,b](#)).

For instance, [Brunnermeier et al. \(2020a\)](#) investigate the contemporaneous relation of asset price bubbles and systemic risk by, among others, considering the (conditional) MES in their Section 4.2. However, our simulations in Section 4.3 show that the ad hoc estimation method for MES regressions—as applied by the aforementioned authors—does not necessarily provide consistent parameter estimates nor allows for valid inference. Therefore, we now consider a simplified form of their analysis for the conditional MES by using our regressions under adverse conditions. Here, we mainly aim at identifying which covariates drive the conditional MES, and as in [Brunnermeier et al. \(2020a\)](#), we particularly focus on stock market boom and bust indicators.

Specifically, we focus on the three US banks that are classified as systemically most risky according to the [Financial Stability Board \(2022\)](#) such that Y_t equals the daily log-losses (i.e., the negative log-returns) of either the Bank of America Corporation (BAC), Citigroup (C) or JPMorgan Chase (JPM). We provide corresponding results for the other five US banks listed as a global systemically important bank (G-SIB) by the [Financial Stability Board \(2022\)](#) in Appendix F. Throughout, we use the daily log-losses of the S&P 500 Financials for X_t and set $\beta = 0.95$. Hence, the MES measures the mean loss of the bank *conditional* on the financial system being in distress.

We estimate the joint linear model $(v_t(\boldsymbol{\theta}^v), m_t(\boldsymbol{\theta}^m))' = (\mathbf{Z}_t^{v'}\boldsymbol{\theta}^v, \mathbf{Z}_t^{m'}\boldsymbol{\theta}^m)'$, where $\boldsymbol{\theta}^v, \boldsymbol{\theta}^m \in \mathbb{R}^6$. For reasons of data availability and concerns of non-stationarity of some regressors, we use a restricted set of variables in $\mathbf{Z}_t^v = \mathbf{Z}_t^m = \mathbf{Z}_t = (1, Z_{t,1}, \dots, Z_{t,5})'$, which contain an intercept, the change in spread between Moody’s Baa-rated bonds and the 10-year Treasury bill rate (*Change Spread*), the spread between the 3-month LIBOR and 3-month Treasury bills (*TED Spread*), the VIX index as a forward-looking measure of market volatility, and

Bank	Covariate	VaR Model			MES Model			Ad Hoc MES Regression		
		Est.	SE	p -val	Est.	SE	p -val	Est.	SE	p -val
BAC	Intercept	-1.734	0.185	0.000	-5.535	1.438	0.000	-1.325	0.156	0.000
	Change Spread	0.591	0.107	0.000	2.184	0.752	0.004	1.965	0.090	0.000
	TED Spread	1.751	0.182	0.000	2.985	1.027	0.004	-1.865	0.124	0.000
	VIX	0.092	0.015	0.000	0.147	0.058	0.011	0.068	0.009	0.000
	ST Boom	-0.194	0.125	0.120	0.140	0.611	0.819	0.566	0.131	0.000
	ST Bust	-0.571	0.169	0.001	-1.483	0.604	0.014	-0.280	0.181	0.121
C	Intercept	-1.734	0.185	0.000	-4.654	1.880	0.013	-1.386	0.120	0.000
	Change Spread	0.591	0.107	0.000	1.141	0.920	0.215	1.791	0.070	0.000
	TED Spread	1.751	0.182	0.000	2.110	1.106	0.057	-1.642	0.095	0.000
	VIX	0.092	0.015	0.000	0.263	0.063	0.000	0.092	0.007	0.000
	ST Boom	-0.194	0.125	0.120	-0.321	0.635	0.613	0.687	0.101	0.000
	ST Bust	-0.571	0.169	0.001	-1.476	0.608	0.015	-0.328	0.139	0.018
JPM	Intercept	-1.734	0.185	0.000	-2.601	0.873	0.003	-0.234	0.084	0.005
	Change Spread	0.591	0.107	0.000	0.868	0.431	0.044	1.208	0.049	0.000
	TED Spread	1.751	0.182	0.000	2.455	0.927	0.008	-1.668	0.067	0.000
	VIX	0.092	0.015	0.000	0.151	0.049	0.002	0.090	0.005	0.000
	ST Boom	-0.194	0.125	0.120	-0.151	0.444	0.734	0.422	0.070	0.000
	ST Bust	-0.571	0.169	0.001	-0.025	0.713	0.972	0.821	0.097	0.000

Table 2: VaR and MES regression results for $\beta = 0.95$ for X_t being the log-losses of the S&P 500 Financials and Y_t being the log-losses of Bank of America Corporation (BAC), Citigroup (C) and JPMorgan Chase (JPM) in the respective panels. The vertical panel entitled “Ad Hoc MES Regression” reports the results of the method described around (5). The respective parameter estimates are given in the columns “Est.”, their standard errors in the columns “SE”, and associated t -test p -values in the columns “ p -val”.

separate indicator variables for stock market booms ($SM\ Boom$) and busts ($SM\ Bust$) from Brunnermeier *et al.* (2020a). To study the contemporaneous relation between systemic risk and bubbles, we follow Brunnermeier *et al.* (2020a, Eq. (3)) by lagging all explanatory variables by one time period, except for the boom and bust indicators for which we use contemporaneous values.

To allow for an immediate comparison of the estimation methods, we also estimate the “ad hoc MES regression” described in Section 4.3, which is a classical OLS regression of the transformed target variable defined in (5). We estimate the models based on daily data and use the largest common available sample ranging from May 5, 1993 until December 31, 2015, yielding a total of $n = 5,555$ trading days.

Table 2 displays the parameter estimates and the appertaining standard errors and t -test p -values for our MES regression using the inference methods developed in Section 3. Also shown are the corresponding results of the ad hoc MES regression using standard inference methods for the OLS estimator. As in our simulations, we see that the parameter estimates and the standard errors of our MES regression and the ad hoc method based on a mean regression of the “empirically filtered” MES differ substantially. While the latter

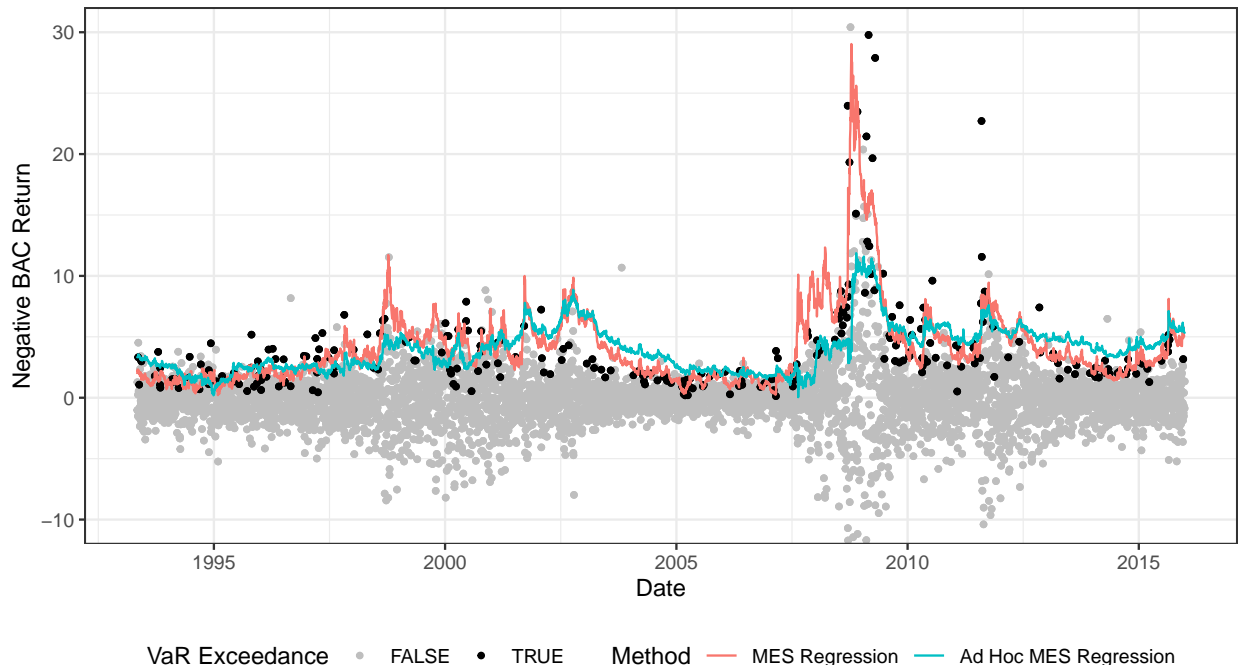


Figure 3: Estimated sample paths of our MES regression and the “ad hoc MES regression” employed in Brunnermeier *et al.* (2020a) for Y_t being negative returns of the Bank of America (BAC), X_t negative returns of the S&P 500 Financials and $\beta = 0.95$. Returns on days with an exceedance of the estimated conditional VaR are displayed in black while all other returns are shown in gray.

suggests a clearly significant influence of the bubble indicators in five out of six cases, our MES regression shows a different picture indicating that only the bust indicators have a (negative) significant effect for BAC and C, but not for JPM. Hence, given the functional of interest is the conditional MES, the ad hoc estimation method (likely) falsely classifies the boom indicators as being significant. Closely related, the substantially smaller standard errors of the ad hoc MES regression (caused by the OLS regression that omits the necessary “truncation” in the lower row of (2)) are especially concerning in providing overconfident and possibly false conclusions on the drivers of systemic risk.

While MES regressions estimate the conditional MES as quantified in Theorem 1, the ad hoc MES regression estimates the unconventional target functional of a conditional mean (through an OLS regression) of a rolling window MES estimate. A comparison of the respective model predictions in Figure 3 shows that these can differ quite drastically, especially in turbulent times as in the year 2008: In contrast to our method, the ad hoc MES regression fails to quickly adapt to the rising levels of (systemic) risk due to its inherent dependence on the distant past through the rolling-window MES estimate in (5). Hence, we suggest to clearly motivate the functional of interest and choose the appropriate methodological framework, which—when effects on the conditional MES are of interest—is provided by our

regressions under adverse conditions.

The appropriateness of our (linear) regression under adverse conditions for the data is reinforced by in-sample model diagnostics. In classical correctly specified *mean* regressions, the expectation of the classical model residuals is zero conditional on known information, such as time or the model predictions. This is often analyzed by non-parametrically regressing the residuals on these quantities and plotting the results. In standard mean regressions, the classical model residuals $V(m, y) = m - y$ can be obtained as the derivative with respect to the model predictions m of the (scaled) squared error loss $S(m, y) = \frac{1}{2}(m - y)^2$.

For our more complicated target functional (VaR, MES), we follow [Pohle *et al.* \(2024\)](#) and replace the model residuals by so-called “generalized model residuals”, whose conditional expectation—as above—equals zero for correctly specified models. The generalized model residuals correspond to the identification functions (known from forecast evaluation) evaluated at the model predictions and the outcomes. An identification function for the pair (VaR, MES) is given by $V((v, m)', (x, y)') = (\mathbb{1}_{\{x \leq v\}} - \beta, \mathbb{1}_{\{x > v\}}(m - y))'$, which arises (almost everywhere) as the derivative of the lexicographical loss in (2) with respect to v and m ([Fissler and Hoga, 2024](#)). This construction parallels the derivative of the squared error mentioned above. In the following, we non-parametrically regress the generalized model residuals on time and the model predictions. Plots of the regression curve that deviate from the zero line are indicative of model misspecification (because then some combination of the covariates could predict the generalized residual—in violation of correct specification).

Figure 4 shows generalized residuals of the VaR and MES parts of our regression, plotted against time and the model predictions, respectively. Also shown are the corresponding generalized MES residuals from the ad hoc MES regression. The blue line and its pointwise 95%-confidence band stem from a polynomial (mean) regression with automated parameter choices in the `loess` function of the statistical software R. Further details on the implementation are provided in Appendix F. The zero line is almost always contained in the blue band for the predictions from our MES regression, implying no evidence against model misspecification. In contrast, the ad hoc MES regression clearly violates this condition. Most troubling from a risk management perspective, the violations are most apparent during the financial crisis and for large model predictions, i.e., when accuracy of the method is most important.

5.2 Dissecting GDP Growth Vulnerabilities

In recent years, many researchers have quantified macroeconomic risks via the ES ([Adrian *et al.*, 2019](#); [Plagborg-Møller *et al.*, 2020](#); [Adams *et al.*, 2021](#); [Delle Monache *et al.*, 2024](#)).

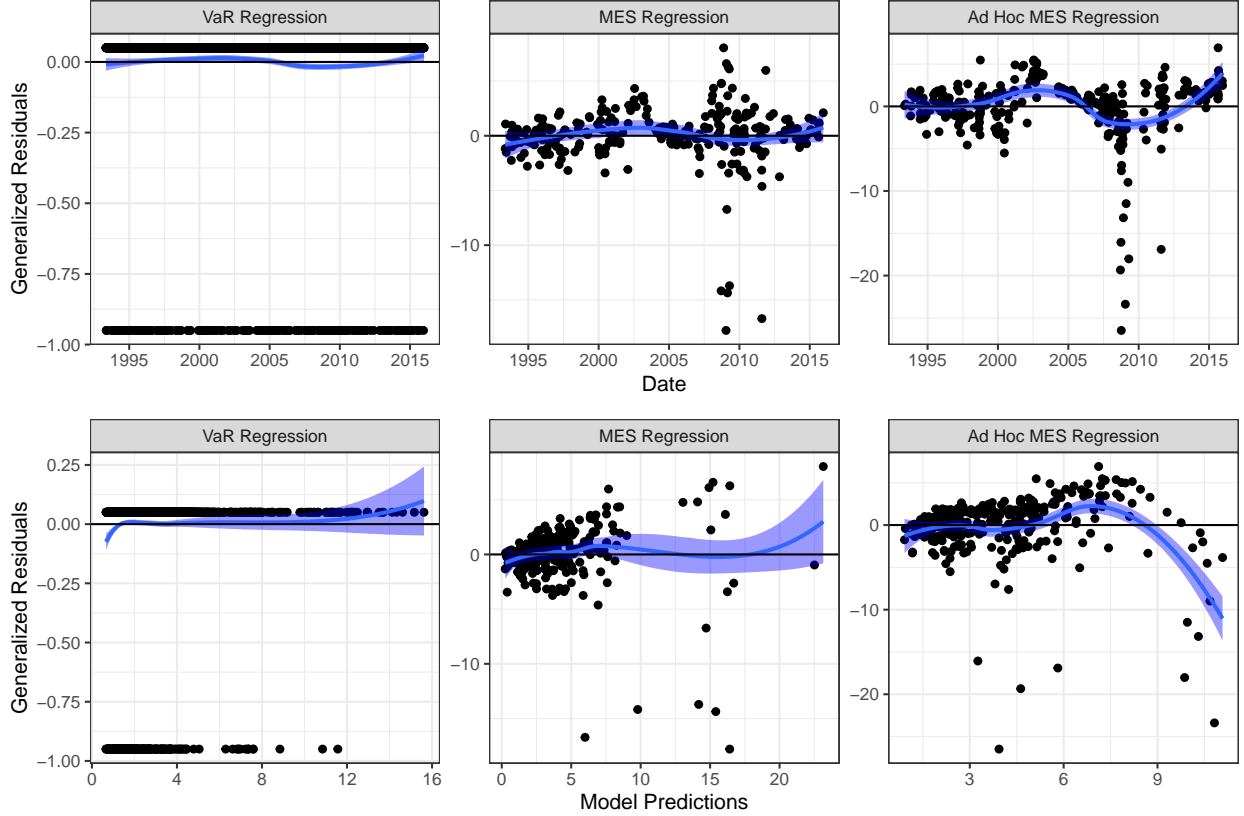


Figure 4: In-sample model diagnostics of the VaR and MES predictions of our regression and the “ad hoc MES regression” of Brunnermeier *et al.* (2020a,b) for Y_t being negative returns of the Bank of America (BAC), X_t negative returns of the S&P 500 Financials and $\beta = 0.95$. The generalized residuals are plotted and non-parametrically regressed (in blue) against time (upper row) and the model predictions (lower row).

For instance, in their influential paper, Adrian *et al.* (2019, Section II.B) use the ES to measure US GDP growth vulnerability. Using an associated regression method, they then relate future ES to current macroeconomic and financial conditions by using US GDP growth and the US national financial conditions index (NFCI) as covariates.

In this section, we first introduce a slight (methodological) variation of Adrian *et al.*’s (2019) procedure by estimating a joint VaR and ES regression. Then, we detail how our MES regressions can be used to gain additional insights on the decomposition of growth vulnerabilities in Europe. Here, our interest lies in both, understanding the driving forces of the conditional MES (see Table 3) and in providing an accurate model fit (see Figure 5).

Specifically, we denote by X_t the negative quarterly year-on-year GDP growth of the economic area consisting of the three biggest European economies, Germany, France and the United Kingdom (UK). Formally, we estimate the parameters $\theta^v = (\theta_1^v, \theta_2^v, \theta_3^v)'$ and

Country	Risk Measure	θ_1		θ_2		θ_3	
		Est.	SE	Est.	SE	Est.	SE
Joint Region	VaR	0.602	0.212	0.673	0.097	0.884	0.100
	ES	0.794		0.663		0.856	
Germany	MES	2.160	0.261	0.352	0.160	1.350	0.077
France	MES	-0.557	0.222	0.818	0.226	0.315	0.211
United Kingdom	MES	-0.723	0.335	1.370	0.312	0.122	0.255

Table 3: VaR, ES and MES regression parameter estimates at the level $\beta = 0.9$ for the models in (6)–(7) and (9) for $n = 99$ observations of negative quarterly GDP growth between 1995 Q1 and 2019 Q4 for Germany, France, the United Kingdom (as $Y_{t,d}$) and their joint economic region (as X_t). The columns “Est.” report the parameter estimates and “SE” the estimated standard errors. The generic parameter names θ_j , $j = 1, 2, 3$ in the column headings refer to θ_j^v , θ_j^e and $\theta_{j,d}^m$ from (6), (7) and (9), respectively.

$\boldsymbol{\theta}^e = (\theta_1^e, \theta_2^e, \theta_3^e)'$ of the linear (VaR, ES) regression

$$\text{VaR}_\beta(X_t | \mathcal{F}_t) = \theta_1^v + \theta_2^v \text{FCI}_{t-1} + \theta_3^v X_{t-1}, \quad (6)$$

$$\text{ES}_\beta(X_t | \mathcal{F}_t) = \mathbb{E}_t[X_t | X_t \geq \text{VaR}_{t,\beta}] = \theta_1^e + \theta_2^e \text{FCI}_{t-1} + \theta_3^e X_{t-1}, \quad (7)$$

where FCI_{t-1} denotes the lagged “equally weighted” financial conditions index for advanced economies of Arrigoni *et al.* (2022) and \mathcal{F}_t only contains time- $(t-1)$ information in the form of past FCI_{t-1} and X_{t-1} . Adrian *et al.* (2019, Section II.B) estimate the ES regression in (7) by averaging over quantile regressions for multiple levels. In contrast, we employ the two-step M-estimator for the VaR and ES regression parameters that arises by setting $Y_t = X_t$ in (3); cf. Remark 2. In the numerical optimization, we additionally employ the *non-crossing constraint* that $\text{ES}_\beta(X_t | \mathcal{F}_t) \geq \text{VaR}_\beta(X_t | \mathcal{F}_t)$ for all t .

The upper panel of Table 3 (labeled “Joint Region”) shows the parameter estimates together with their standard errors. Notice that we do not report standard errors for the ES parameters in this panel, because no valid inference methods exist for a constrained two-step estimation of the conditional ES (as opposed to the unconstrained case discussed in Remark 2). The estimates are based on a sample of $n = 99$ quarterly observations from 1995 Q1 until 2019 Q4, which (almost) corresponds to the available sample of the financial conditions index of Arrigoni *et al.* (2022). We find that the slope coefficients for both the VaR and ES model are positive and (for the VaR) statistically significant at any commonly used significance level. This confirms the result of Adrian *et al.* (2019) that future growth risk loads roughly equally on both financial and macroeconomic conditions (as captured by FCI_{t-1} and X_{t-1} in (6)–(7)).

We now demonstrate how our MES regressions can be used to provide a more refined picture of growth vulnerabilities. Specifically, as we consider an entire economic region, the question naturally arises how the driving forces of growth vulnerabilities are distributed among the individual countries.

Formally, the common negative GDP growth $X_t = \sum_{d=1}^D w_{t,d} Y_{t,d}$ can be dissected into negative GDP growth, $Y_{t,d}$, of the $D = 3$ individual countries. The time-varying weights $\mathbf{w}_t = (w_{t,1}, \dots, w_{t,D})'$ are given by the countries' relative share of GDP in the entire economic region, such that $w_{t,d} \in (0, 1)$ and $\sum_{d=1}^D w_{t,d} = 1$. We partition the ES risk of X_t from (7) into its systemic MES components by writing

$$\mathbb{E}_t[X_t | X_t \geq \text{VaR}_{t,\beta}] = \sum_{d=1}^D w_{t,d} \mathbb{E}_t[Y_{t,d} | X_t \geq \text{VaR}_{t,\beta}]. \quad (8)$$

Then, we model the individual components of the right-hand side with our MES regression

$$\mathbb{E}_t[Y_{t,d} | X_t \geq \text{VaR}_{t,\beta}] = \theta_{1,d}^m + \theta_{2,d}^m \text{FCI}_{t-1} + \theta_{3,d}^m X_{t-1}, \quad (9)$$

jointly with the VaR regression in (6). The conditional MES $\mathbb{E}_t[Y_{t,d} | X_t \geq \text{VaR}_{t,\beta}]$ quantifies the expected (negative) GDP growth of country d given that the economic region X_t is in distress and, hence, measures the systemic vulnerability of economy d . The MES regression in (9) therefore assesses how this systemic vulnerability is affected by past economic and financial conditions. By virtue of (8), the three MES regressions in (9) provide a complete dissection of the aggregated growth vulnerabilities captured by the [Adrian *et al.* \(2019\)](#) regression in (7).

The lower panel of [Table 3](#) displays the MES parameter estimates together with their standard errors. Four out of six MES slope parameters, which equal the marginal effect under adverse conditions (see [Remark 1](#)), are significant at the 5%-level and we find the striking result that the explanatory power of the different variables varies strongly between the countries. This is in stark contrast to the classic (VaR, ES) regression of [Adrian *et al.* \(2019\)](#), where financial and economic conditions are equally important determinants of growth risk. For instance, the MES of the UK mainly loads on the financial conditions indicator, which may be explained by a high dependence on the financial sector of the UK with London as one of the most important financial hubs in the world. In contrast, the systemic vulnerability of the German economy is primarily driven by past economic conditions, which may be due to its strong export-oriented manufacturing sector.

For weights \mathbf{w}_t being constant over time, the true ES regression parameters are given by the weighted average of the true MES regression parameters; see (8). While this relationship is blurred in finite samples and due to the time-varying weights in this application (the

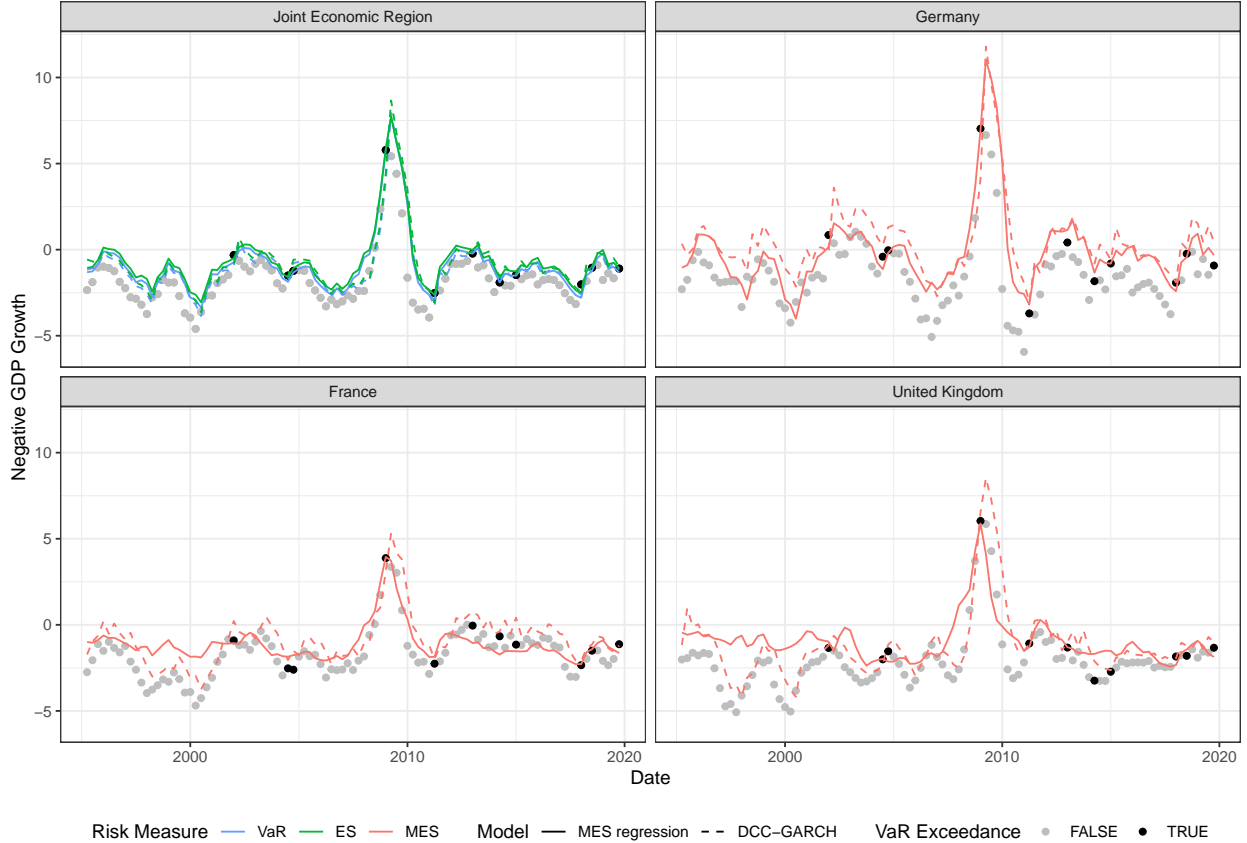


Figure 5: Estimated VaR and ES sample paths at level $\beta = 0.9$ for our regression (solid lines) and a Gaussian DCC–GARCH model (dashed lines) for the negative GDP growth of the joint economic region together with the estimated MES for Germany, France and the United Kingdom in the respective panels. Returns on quarters with a exceedance of the estimated conditional VaR (of our regression) are displayed as black points while all other returns are shown in gray color.

weights for Germany vary between 0.4 and 0.45 and the ones for France and the UK between 0.26 and 0.31 in our sample), it can still be recognized in the parameter estimates in Table 3. E.g., for the slope coefficient pertaining to FCI, we have $0.663 \approx 0.7757 = 0.426 \cdot 0.352 + 0.291 \cdot 0.818 + 0.283 \cdot 1.370$, where 0.426, 0.291, and 0.283 are the average weights for Germany, France, and the UK.

Figure 5 plots the implied VaR, ES and MES estimates for the regressions in (6)–(7) and (9) for the joint economic region together with the three individual economies with solid lines. For comparison, the dashed lines show the implied VaR, ES and MES estimates of a four-dimensional DCC–GARCH model with Gaussian innovations (Engle, 2002). The display shows very plausible model fits of both methods, which is especially remarkable given that we estimate risk measure models in the tails with only $n = 99$ observations.

Figure 6 further illustrates the good in-sample model fit by plotting (VaR and MES)

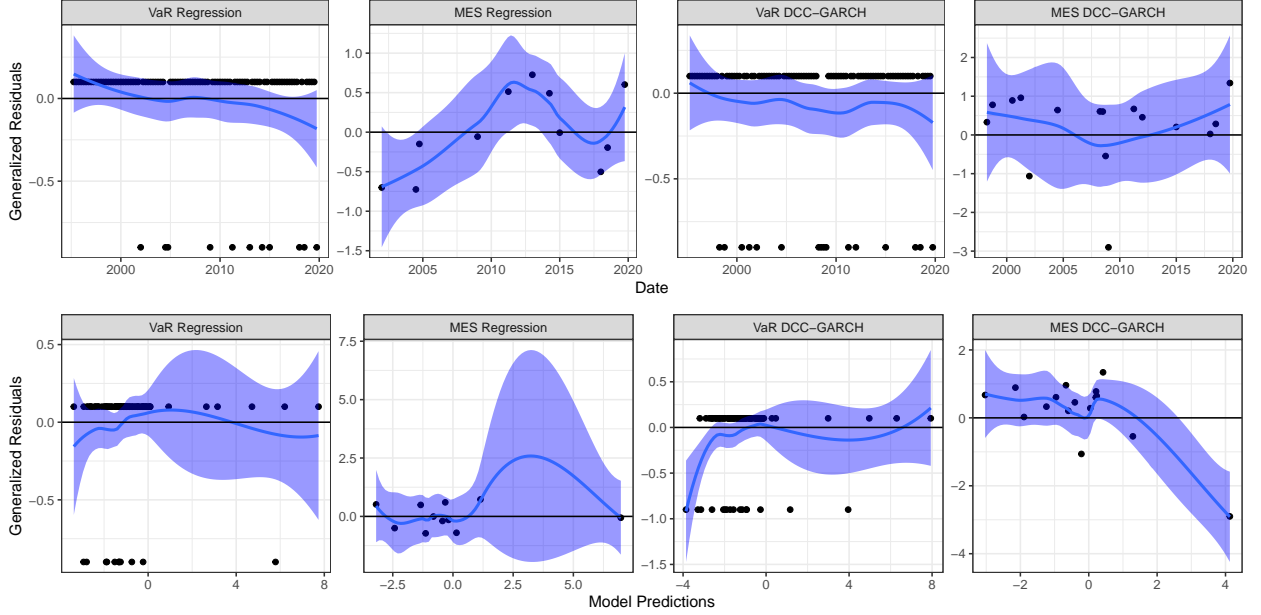


Figure 6: In-sample model diagnostics of the VaR and MES predictions of our regression and a Gaussian DCC–GARCH model for $\beta = 0.9$. Here, Y_t is the negative GDP growth of Germany and X_t the joint economic region. The generalized residuals are plotted and non-parametrically regressed (in blue) against time (upper row) and the model predictions (lower row).

generalized model residuals (see Section 5.1) against time and the model predictions themselves. As the zero line is barely excluded from the confidence bands, we obtain (almost) no evidence against model misspecification for all models. However, due to the limited sample size, this was to be expected.

To summarize, while in the standard GaR literature growth vulnerabilities are the main object of study, our MES regressions allow to decompose these into *systemic* vulnerabilities of the different countries, therefore allowing a more fine-grained picture to emerge. We mention that our MES regressions may also be fruitfully used for single countries, such as the US. In such cases, one may decompose total growth into different economic sectors (e.g., manufacturing, service and agricultural) to shed more light on growth vulnerabilities in these different parts of the economy. We leave such explorations for future study.

6 Conclusion

Regressions typically model some functional of the *scalar* outcome Y_t (say, the mean in mean regressions or quantiles in quantile regressions) as a function of covariates. In contrast, in this paper we model a functional of the *bivariate* outcome $(X_t, Y_t)'$ (viz. the MES) as a function of covariates. This leads to what we term *regressions under adverse conditions*,

where the mean of Y_t , given the adverse condition that a distress variable X_t exceeds its conditional quantile, is related to covariates. We develop a two-step estimator and prove its asymptotic normality under general mixing conditions allowing for cross-sectional and time series applications, where we overcome the technical difficulty of having a discontinuous second-step objective function. We also propose feasible inference that works well as shown in our simulations. Our estimator particularly improves upon a recently proposed *ad hoc* estimation method of Brunnermeier *et al.* (2020a,b), which we illustrate in simulations and an empirical application.

While our regression target—the conditional expectation of Y_t given that X_t exceeds its conditional quantile—is originally known as the MES in the (financial) systemic risk literature, we illustrate its value in three diverse applications focusing on the relation between systemic risk and asset price bubbles (Brunnermeier *et al.*, 2020a), dissecting GDP growth risks among countries (Adrian *et al.*, 2019), and in Appendix E by analyzing portfolio risk allocation (Bollerslev *et al.*, 2018).

Moreover, we envision a multitude of further possible fields of applications such as in sensitivity analysis (Asimit *et al.*, 2019, Sec. 1.2) or micro-econometric applications, where the MES could, e.g., be interpreted as the mean (personal or firm) income given the stress event of high inflation rates, or other challenging economic settings. We also refer to He *et al.* (2023), Wei *et al.* (2024) and the references therein for the growing interest in quantile-truncated expectations in the micro-econometric literature.

A particular advantage of the MES as our regression target is its additivity (Chen *et al.*, 2013) that—similar to our Section 5.2—allows for ES risk decompositions into different (additive) sub-components such as economic sectors. In a similar fashion, recently analyzed inflation risks (López-Salido and Loria, 2024) could be decomposed into product categories. As such disaggregations are only possible by the additivity of the ES and MES risk measures as conditional expectations, these considerations provide further arguments for use of the ES over the VaR (and the MES over the CoVaR) in the recent debate of which risk measure is most suitable in practice (Emmer *et al.*, 2015; Basel Committee on Banking Supervision, 2019; Wang and Zitikis, 2021).

Supplementary Materials

The Supplementary Material contains the proof of Theorem 1, and shows how to estimate the asymptotic variance-covariance matrix of Theorem 1 consistently. It also verifies our main assumptions for the linear model of Example 1 and provides an additional empirical application to portfolio optimization.

Replication material for the simulations and the applications in Section 5 (together with the data) is available under https://github.com/TimoDimi/replication_MES. It draws on the corresponding open source package `SystemicRisk` (Dimitriadis and Hoga, 2023) implemented in the statistical software R (R Core Team, 2022).

Acknowledgments

We would like to thank the AE, two anonymous referees, Markus Brunnermeier, Tobias Fissler, Christoph Hanck, Simon Rother and Isabel Schnabel for their insightful comments that significantly improved the quality of the paper. We further thank Simon Rother for providing us with the bubble indicators used in Brunnermeier *et al.* (2020a).

Funding

The authors gratefully acknowledge support of the Deutsche Forschungsgemeinschaft (DFG, German Research Foundation) through grants 502572912 (Timo Dimitriadis), 460479886 and 531866675 (Yannick Hoga).

Supplementary Material

In this Supplementary Material, we prove Theorem 1 in Section A. In Section B, we propose an estimator of the asymptotic variance-covariance matrix of Theorem 1 and show its consistency. Section C verifies the main Assumptions 1–10 for the linear model of Example 1. Section D discusses the relation of our MES regressions to OLS regressions that use X_t as an explanatory variable. Section E illustrates the use of MES regressions in real-world portfolio optimization and Section F provides additional results for the applications in Section 5 of the main article.

Notation

We use the following notational conventions throughout this supplement. The probability space where all random variables are defined on is $(\Omega, \mathcal{F}, \mathbb{P})$. We denote by $C > 0$ a large positive constant that may change from line to line. If not specified otherwise, all convergences are to be understood with respect to $n \rightarrow \infty$. We also write $\mathbb{E}_t[\cdot] = \mathbb{E}[\cdot | \mathcal{F}_t]$ and $\mathbb{P}_t\{\cdot\} = \mathbb{P}\{\cdot | \mathcal{F}_t\}$ for short. We exploit without further mention that the Frobenius norm is submultiplicative, such that $\|\mathbf{AB}\| \leq \|\mathbf{A}\| \cdot \|\mathbf{B}\|$ for conformable matrices \mathbf{A} and \mathbf{B} . As is common, we define $\|X\|_r = \{\mathbb{E}|X|^r\}^{1/r}$ to be the L^r -norm for $r \geq 1$. For a real-valued, differentiable function $f(\cdot)$, we denote the j -th element of the gradient $\nabla f(\cdot)$ by $\nabla_j f(\cdot)$.

A Proof of Theorem 1

We split the proof of Theorem 1 into four parts presented in Sections A.1–A.4. Section A.1 proves the preliminary results of consistency of $\hat{\boldsymbol{\theta}}_n^v$ and $\hat{\boldsymbol{\theta}}_n^m$. Using this, Section A.2 shows the asymptotic normality of $\hat{\boldsymbol{\theta}}_n^v$ and Section A.3 that of $\hat{\boldsymbol{\theta}}_n^m$. Finally, Section A.4 combines these two results to derive the joint asymptotic normality of $\hat{\boldsymbol{\theta}}_n^v$ and $\hat{\boldsymbol{\theta}}_n^m$.

A.1 Consistency of VaR and MES Parameter Estimators

The purpose of this subsection is to establish the consistency of $\hat{\boldsymbol{\theta}}_n^v$ and $\hat{\boldsymbol{\theta}}_n^m$. We will use these consistency results in the asymptotic normality proofs in the subsequent sections.

Proposition 1. *Suppose Assumptions 1–7 hold. Then, as $n \rightarrow \infty$, $\hat{\boldsymbol{\theta}}_n^v \xrightarrow{\mathbb{P}} \boldsymbol{\theta}_0^v$ and $\hat{\boldsymbol{\theta}}_n^m \xrightarrow{\mathbb{P}} \boldsymbol{\theta}_0^m$.*

The proof of Proposition 1 relies on Lemmas 1–2, which can be found in Section A.1.1 (including their proofs). A careful reading of the proof of Proposition 1 shows that consistency actually holds under a strict subset of the conditions of that proposition. However, for the sake of brevity, we refrain from a more precise statement. We prove both convergences in Proposition 1 by verifying conditions (i)–(iv) of Theorem 2.1 in Newey and McFadden (1994). First, we prove $\widehat{\boldsymbol{\theta}}_n^v \xrightarrow{\mathbb{P}} \boldsymbol{\theta}_0^v$:

Proof of Proposition 1 ($\widehat{\boldsymbol{\theta}}_n^v \xrightarrow{\mathbb{P}} \boldsymbol{\theta}_0^v$): Define

$$\begin{aligned} Q_0^v(\boldsymbol{\theta}^v) &= \mathbb{E} \left[S^{\text{VaR}}(v_t(\boldsymbol{\theta}^v), X_t) \right], \\ \widehat{Q}_n^v(\boldsymbol{\theta}^v) &= \frac{1}{n} \sum_{t=1}^n S^{\text{VaR}}(v_t(\boldsymbol{\theta}^v), X_t), \end{aligned}$$

where $Q_0^v(\boldsymbol{\theta}^v)$ does not depend on t due to stationarity of $\{(X_t, \mathbf{Z}_t)'\}$ (see Assumption 2).

For condition (i) of Theorem 2.1 in Newey and McFadden (1994), we have to show that $Q_0^v(\boldsymbol{\theta}^v)$ is uniquely minimized at $\boldsymbol{\theta}^v = \boldsymbol{\theta}_0^v$. By Assumption 3 (i) and from Fissler and Hoga (2024, Theorem 4.2) it follows that $\mathbb{E}_t[S^{\text{VaR}}(\cdot, X_t)]$ is uniquely minimized at $\text{VaR}_{t,\beta}$, which equals $v_t(\boldsymbol{\theta}_0^v)$ under correct specification. By Assumption 1 (i), $\boldsymbol{\theta}_0^v$ is then the unique minimizer of $\mathbb{E}_t[S^{\text{VaR}}(v_t(\cdot), X_t)]$. By the law of the iterated expectations (LIE) we have that

$$\mathbb{E} \left[S^{\text{VaR}}(v_t(\boldsymbol{\theta}^v), X_t) \right] = \mathbb{E} \left\{ \mathbb{E}_t \left[S^{\text{VaR}}(v_t(\boldsymbol{\theta}^v), X_t) \right] \right\},$$

which implies that $\boldsymbol{\theta}_0^v$ is also the unique minimizer of $Q_0^v(\cdot)$, as desired.

The compactness requirement of condition (ii) of Theorem 2.1 in Newey and McFadden (1994) is immediate from Assumption 1 (ii).

Condition (iii), i.e., the continuity of $\boldsymbol{\theta}^v \mapsto Q_0^v(\boldsymbol{\theta}^v)$, holds because for any $\boldsymbol{\theta}^v \in \boldsymbol{\Theta}^v$,

$$\begin{aligned} \lim_{\boldsymbol{\theta} \rightarrow \boldsymbol{\theta}^v} Q_0^v(\boldsymbol{\theta}) &= \lim_{\boldsymbol{\theta} \rightarrow \boldsymbol{\theta}^v} \mathbb{E} \left[S^{\text{VaR}}(v_t(\boldsymbol{\theta}), X_t) \right] \\ &= \mathbb{E} \left[\lim_{\boldsymbol{\theta} \rightarrow \boldsymbol{\theta}^v} S^{\text{VaR}}(v_t(\boldsymbol{\theta}), X_t) \right] \\ &= \mathbb{E} \left[S^{\text{VaR}}(v_t(\boldsymbol{\theta}^v), X_t) \right] \\ &= Q_0^v(\boldsymbol{\theta}^v), \end{aligned}$$

where the second step follows from the dominated convergence theorem (DCT), and the third step from the continuity of the map $v \mapsto S^{\text{VaR}}(v, x)$ together with the continuity of $v_t(\cdot)$ (by Assumption 4 (i)). Thus, $\boldsymbol{\theta}^v \mapsto Q_0^v(\boldsymbol{\theta}^v)$ is continuous (by the sequential criterion).

We may apply the DCT here, because $S^{\text{VaR}}(v_t(\boldsymbol{\theta}), X_t)$ is dominated by

$$|S^{\text{VaR}}(v_t(\boldsymbol{\theta}), X_t)| \leq |X_t - v_t(\boldsymbol{\theta})| \leq |X_t| + |v_t(\boldsymbol{\theta})| \leq |X_t| + V(\mathbf{Z}_t), \quad (\text{A.1})$$

where the final term is integrable due to Assumption 5.

It remains to verify condition (iv) of Theorem 2.1, i.e., the uniform law of large numbers (ULLN)

$$\sup_{\boldsymbol{\theta}^v \in \boldsymbol{\Theta}^v} |\widehat{Q}_n^v(\boldsymbol{\theta}^v) - Q_0^v(\boldsymbol{\theta}^v)| = o_{\mathbb{P}}(1). \quad (\text{A.2})$$

To task this, we use Theorem 21.9 of Davidson (1994), which shows that the following conditions are sufficient for (A.2):

- (a) $\widehat{Q}_n^v(\boldsymbol{\theta}^v) - Q_0^v(\boldsymbol{\theta}^v) = o_{\mathbb{P}}(1)$ for all $\boldsymbol{\theta}^v \in \boldsymbol{\Theta}^v$;
- (b) $\{\widehat{Q}_n^v(\cdot) - Q_0^v(\cdot)\}$ is stochastically equicontinuous (s.e.).

We first prove (a), for which we verify the conditions of the law of large numbers (LLN) of White (2001, Theorem 3.34). First, by Bradley (2005, Eq. (1.11)) and Assumption 2, $(X_t, \mathbf{Z}_t)'$ is α -mixing of size $-r/(r-1)$. As a measurable function of $(X_t, \mathbf{Z}_t)'$, $S^{\text{VaR}}(v_t(\boldsymbol{\theta}^v), X_t)$ is also α -mixing of size $-r/(r-1)$ (White, 2001, Theorem 3.49). Furthermore, $S^{\text{VaR}}(v_t(\boldsymbol{\theta}^v), X_t)$ is stationary as a measurable function of the stationary $(X_t, \mathbf{Z}_t)'$. Combining these two facts with White (2001, Proposition 3.44) implies ergodicity of $S^{\text{VaR}}(v_t(\boldsymbol{\theta}^v), X_t)$.

Second, by (A.1),

$$\mathbb{E}|S^{\text{VaR}}(v_t(\boldsymbol{\theta}^v), X_t)| \leq \mathbb{E}|X_t| + \mathbb{E}|V(\mathbf{Z}_t)| \leq 2K < \infty.$$

Combining this with the ergodicity of $S^{\text{VaR}}(v_t(\boldsymbol{\theta}^v), X_t)$, the pointwise LLN of (a) follows from the ergodic theorem (White, 2001, Theorem 3.34).

The s.e. requirement of (b) directly follows from Lemma 1 (in Subsection A.1.1 below) and Andrews (1992, Lemma 2 (a)), such that the desired ULLN follows.

Having verified all conditions, $\widehat{\boldsymbol{\theta}}_n^v \xrightarrow{\mathbb{P}} \boldsymbol{\theta}_0^v$ now follows from Theorem 2.1 in Newey and McFadden (1994). \square

Proof of Proposition 1 ($\widehat{\boldsymbol{\theta}}_n^m \xrightarrow{\mathbb{P}} \boldsymbol{\theta}_0^m$): We now show that $\widehat{\boldsymbol{\theta}}_n^m \xrightarrow{\mathbb{P}} \boldsymbol{\theta}_0^m$, which follows along similar lines as the proof of $\widehat{\boldsymbol{\theta}}_n^v \xrightarrow{\mathbb{P}} \boldsymbol{\theta}_0^v$. Define

$$Q_0^m(\boldsymbol{\theta}^m) = \mathbb{E} \left[S^{\text{MES}}((v_t(\boldsymbol{\theta}_0^m), m_t(\boldsymbol{\theta}^m))', (X_t, Y_t)') \right],$$

$$\widehat{Q}_n^m(\boldsymbol{\theta}^m) = \frac{1}{n} \sum_{t=1}^n S^{\text{MES}}((v_t(\widehat{\boldsymbol{\theta}}_n^m), m_t(\boldsymbol{\theta}^m))', (X_t, Y_t)'),$$

where we suppress the dependence on the VaR parameter for notational brevity. Once again, $Q_0^m(\boldsymbol{\theta}^m)$ does not depend on t by Assumption 2.

For condition (i) of Theorem 2.1, we have to show that $Q_0^m(\boldsymbol{\theta}^m)$ is uniquely minimized at $\boldsymbol{\theta}^m = \boldsymbol{\theta}_0^m$. By Assumption 3 (i) and from Fissler and Hoga (2024, Theorem 4.2) it follows that $\mathbb{E}_t[S^{\text{MES}}((v_t(\boldsymbol{\theta}_0^v), \cdot)', (X_t, Y_t)')]$ is uniquely minimized at $\text{MES}_{t,\beta}$, which equals $m_t(\boldsymbol{\theta}_0^m)$ under correct specification. By Assumption 1 (i), $\boldsymbol{\theta}_0^m$ is then the unique minimizer of $\mathbb{E}_t[S^{\text{MES}}((v_t(\boldsymbol{\theta}_0^v), m_t(\cdot))', (X_t, Y_t)')]$. By the LIE we have that

$$\mathbb{E}\left[S^{\text{MES}}((v_t(\boldsymbol{\theta}_0^v), m_t(\boldsymbol{\theta}^m))', (X_t, Y_t)')\right] = \mathbb{E}\left\{\mathbb{E}_t\left[S^{\text{MES}}((v_t(\boldsymbol{\theta}_0^v), m_t(\boldsymbol{\theta}^m))', (X_t, Y_t)')\right]\right\},$$

which implies that $\boldsymbol{\theta}_0^m$ is also the unique minimizer of $Q_0^m(\cdot)$, as desired.

The compactness requirement of condition (ii) of Theorem 2.1 in Newey and McFadden (1994) is immediate from Assumption 1 (ii).

Condition (iii), i.e., the continuity of $\boldsymbol{\theta}^m \mapsto Q_0^m(\boldsymbol{\theta}^m)$, holds because for any $\boldsymbol{\theta}^m \in \boldsymbol{\Theta}^m$,

$$\begin{aligned} \lim_{\boldsymbol{\theta} \rightarrow \boldsymbol{\theta}^m} Q_0^m(\boldsymbol{\theta}) &= \lim_{\boldsymbol{\theta} \rightarrow \boldsymbol{\theta}^m} \mathbb{E}\left[S^{\text{MES}}((v_t(\boldsymbol{\theta}_0^v), m_t(\boldsymbol{\theta}))', (X_t, Y_t)')\right] \\ &= \mathbb{E}\left[\lim_{\boldsymbol{\theta} \rightarrow \boldsymbol{\theta}^m} S^{\text{MES}}((v_t(\boldsymbol{\theta}_0^v), m_t(\boldsymbol{\theta}))', (X_t, Y_t)')\right] \\ &= \mathbb{E}\left[S^{\text{MES}}((v_t(\boldsymbol{\theta}_0^v), m_t(\boldsymbol{\theta}^m))', (X_t, Y_t)')\right] \\ &= Q_0^m(\boldsymbol{\theta}^m), \end{aligned}$$

where the second step follows from the DCT, and the third step from the continuity of the map $m \mapsto S^{\text{MES}}((v, m)', (x, y)')$ together with continuity of $m_t(\cdot)$ (by Assumption 4 (i)). Thus, $\boldsymbol{\theta}^m \mapsto Q_0^m(\boldsymbol{\theta}^m)$ is continuous (by the sequential criterion). Note that we may apply the DCT, because $S^{\text{MES}}((v_t(\boldsymbol{\theta}_0^v), m_t(\boldsymbol{\theta}^m))', (X_t, Y_t)')$ is dominated by

$$\begin{aligned} |S^{\text{MES}}((v_t(\boldsymbol{\theta}_0^v), m_t(\boldsymbol{\theta}^m))', (X_t, Y_t)')| &= \frac{1}{2} |\mathbb{1}_{\{X_t > v_t(\boldsymbol{\theta}_0^v)\}} (Y_t - m_t(\boldsymbol{\theta}^m))^2| \\ &\leq |Y_t|^2 + |m_t(\boldsymbol{\theta}^m)|^2 \\ &\leq Y_t^2 + M^2(\mathbf{Z}_t), \end{aligned} \tag{A.3}$$

where the first inequality follows from the c_r -inequality (e.g., Davidson, 1994, Theorem 9.28), and the integrability of the variables in (A.3) follows from Assumption 5.

It remains to verify condition (iv) of Theorem 2.1, i.e., the ULLN

$$\sup_{\boldsymbol{\theta}^m \in \boldsymbol{\Theta}^m} |\widehat{Q}_n^m(\boldsymbol{\theta}^m) - Q_0^m(\boldsymbol{\theta}^m)| = o_{\mathbb{P}}(1).$$

Since $Q_0^m(\boldsymbol{\theta}^m) = \frac{1}{n} \sum_{t=1}^n \mathbb{E}\left[S^{\text{MES}}((v_t(\boldsymbol{\theta}_0^v), m_t(\boldsymbol{\theta}^m))', (X_t, Y_t)')\right]$ (from Assumption 2), we ob-

tain the bound

$$\begin{aligned}
& \sup_{\boldsymbol{\theta}^m \in \Theta^m} \left| \widehat{Q}_n^m(\boldsymbol{\theta}^m) - Q_0^m(\boldsymbol{\theta}^m) \right| \\
& \leq \sup_{\boldsymbol{\theta}^m \in \Theta^m} \left| \frac{1}{n} \sum_{t=1}^n S^{\text{MES}}((v_t(\widehat{\boldsymbol{\theta}}_n^v), m_t(\boldsymbol{\theta}^m))', (X_t, Y_t)') - \mathbb{E} \left[S^{\text{MES}}((v_t(\widehat{\boldsymbol{\theta}}_n^v), m_t(\boldsymbol{\theta}^m))', (X_t, Y_t)') \right] \right| \\
& \quad + \sup_{\boldsymbol{\theta}^m \in \Theta^m} \left| \frac{1}{n} \sum_{t=1}^n \mathbb{E} \left[S^{\text{MES}}((v_t(\widehat{\boldsymbol{\theta}}_n^v), m_t(\boldsymbol{\theta}^m))', (X_t, Y_t)') \right] - \mathbb{E} \left[S^{\text{MES}}((v_t(\boldsymbol{\theta}_0^v), m_t(\boldsymbol{\theta}^m))', (X_t, Y_t)') \right] \right| \\
& =: A_{1n} + B_{1n}.
\end{aligned}$$

Note that

$$\left| S^{\text{MES}}((v_t(\widehat{\boldsymbol{\theta}}_n^v), m_t(\boldsymbol{\theta}^m))', (X_t, Y_t)') \right| \leq Y_t^2 + M^2(\mathbf{Z}_t)$$

by similar arguments leading to (A.3), such that $\mathbb{E} \left[S^{\text{MES}}((v_t(\widehat{\boldsymbol{\theta}}_n^v), m_t(\boldsymbol{\theta}^m))', (X_t, Y_t)') \right]$ exists by virtue of Assumption 5. We show in turn that $A_{1n} = o_{\mathbb{P}}(1)$ and $B_{1n} = o_{\mathbb{P}}(1)$. First, we show that $A_{1n} = o_{\mathbb{P}}(1)$. From $\widehat{\boldsymbol{\theta}}_n^v \xrightarrow{\mathbb{P}} \boldsymbol{\theta}_0^v$ (from the first part of this proof) and Assumption 1 (ii), $(\widehat{\boldsymbol{\theta}}_n^v, \boldsymbol{\theta}^m)' \in \Theta$ with probability approaching one (w.p.a. 1) as $n \rightarrow \infty$, such that w.p.a. 1,

$$A_{1n} \leq \sup_{\boldsymbol{\theta} \in \Theta} \left| \frac{1}{n} \sum_{t=1}^n \left\{ S_t^{\text{MES}}(\boldsymbol{\theta}) - \mathbb{E} \left[S_t^{\text{MES}}(\boldsymbol{\theta}) \right] \right\} \right|,$$

where $S_t^{\text{MES}}(\boldsymbol{\theta})$ is defined in Lemma 2 in Section A.1.1 below. The arguments used to show that the right-hand side is $o_{\mathbb{P}}(1)$ resemble those of [Dimitriadis *et al.* \(2023, Proof of Lemma 4\)](#). By Lemma 2, the class of functions $S_t^{\text{MES}}(\boldsymbol{\theta})$ forms a type IV class with index $p = 2r$ and, hence, satisfies ‘‘Ossiander’s L^{2r} -entropy condition’’ by Theorem 5 of [Andrews \(1994\)](#) (with ‘‘ L^{2r} -envelope’’ given by the supremum).

Moreover, by the c_r -inequality and Assumption 5,

$$\begin{aligned}
\mathbb{E} \left[\sup_{\boldsymbol{\theta} \in \Theta} |S_t^{\text{MES}}(\boldsymbol{\theta})|^{2r} \right] & \leq C \mathbb{E} \left[\sup_{\boldsymbol{\theta} \in \Theta} \left| \mathbb{1}_{\{X_t > v_t(\boldsymbol{\theta}^v)\}} \{Y_t - m_t(\boldsymbol{\theta}^m)\} \right|^{4r} \right] \\
& \leq C \mathbb{E} |Y_t|^{4r} + C \mathbb{E} \left[\sup_{\boldsymbol{\theta}^m \in \Theta^m} m_t^{4r}(\boldsymbol{\theta}^m) \right] \\
& \leq C \mathbb{E} |Y_t|^{4r} + C \mathbb{E} [M^{4r}(\mathbf{Z}_t)] \\
& \leq C < \infty.
\end{aligned}$$

Also note from Assumption 2 that $\sum_{t=1}^{\infty} t^{1/(r-1)} \beta(t) < \infty$ for the β -mixing coefficients $\beta(\cdot)$ of the $\{(X_t, Y_t, \mathbf{Z}_t)'\}$ and, hence, the same holds for the β -mixing coefficients of the $\{S_t^{\text{MES}}(\boldsymbol{\theta})\}$, which are bounded by those of $\{(X_t, Y_t, \mathbf{Z}_t)'\}$ (by standard mixing inequalities used before).

Therefore, Theorem 1 and Application 1 of [Doukhan *et al.* \(1995\)](#) imply that a functional

central limit theorem (FCLT) holds for $S_t^{\text{MES}}(\boldsymbol{\theta})$, such that

$$\sup_{\boldsymbol{\theta} \in \Theta} \left| \frac{1}{\sqrt{n}} \sum_{t=1}^n \left\{ S_t^{\text{MES}}(\boldsymbol{\theta}) - \mathbb{E}[S_t^{\text{MES}}(\boldsymbol{\theta})] \right\} - B^{(n)}(\boldsymbol{\theta}) \right| = o_{\mathbb{P}}(1) \quad (\text{A.4})$$

for some sequence of Gaussian processes $B^{(n)}(\cdot)$ with a.s. continuous sample paths and some covariance function $\Gamma(\cdot, \cdot)$. In particular, this implies that

$$\sup_{\boldsymbol{\theta} \in \Theta} \left| \frac{1}{n} \sum_{t=1}^n \left\{ S_t^{\text{MES}}(\boldsymbol{\theta}) - \mathbb{E}[S_t^{\text{MES}}(\boldsymbol{\theta})] \right\} \right| = o_{\mathbb{P}}(1),$$

whence $A_{1n} = o_{\mathbb{P}}(1)$ follows.

Next, we show that $B_{1n} = o_{\mathbb{P}}(1)$. For any $\varepsilon > 0$ and $\delta > 0$ it holds that

$$\begin{aligned} \mathbb{P}\{B_{1n} > \varepsilon\} &\leq \mathbb{P}\left\{B_{1n} > \varepsilon, \|\widehat{\boldsymbol{\theta}}_n^v - \boldsymbol{\theta}_0^v\| \leq \delta\right\} + \mathbb{P}\left\{\|\widehat{\boldsymbol{\theta}}_n^v - \boldsymbol{\theta}_0^v\| > \delta\right\} \\ &\leq \mathbb{P}\left\{\frac{1}{n} \sum_{t=1}^n \mathbb{E}\left[\sup_{\substack{\boldsymbol{\theta}^m \in \Theta^m \\ \|\boldsymbol{\theta}^v - \boldsymbol{\theta}_0^v\| \leq \delta}} \left| S^{\text{MES}}((v_t(\boldsymbol{\theta}^v), m_t(\boldsymbol{\theta}^m))', (X_t, Y_t)') \right. \right. \right. \\ &\quad \left. \left. \left. - S^{\text{MES}}((v_t(\boldsymbol{\theta}_0^v), m_t(\boldsymbol{\theta}^m))', (X_t, Y_t)') \right| \right] > \varepsilon\right\} + o(1). \end{aligned} \quad (\text{A.5})$$

Define the \mathbf{Z}_t -measurable quantities

$$\begin{aligned} \underline{\boldsymbol{\theta}}^v &= \arg \min_{\|\boldsymbol{\theta}^v - \boldsymbol{\theta}_0^v\| \leq \delta} v_t(\boldsymbol{\theta}^v), \\ \bar{\boldsymbol{\theta}}^v &= \arg \max_{\|\boldsymbol{\theta}^v - \boldsymbol{\theta}_0^v\| \leq \delta} v_t(\boldsymbol{\theta}^v), \end{aligned}$$

which exist by continuity of $v_t(\cdot)$ (see Assumption 4 (i)). For notational brevity and because it does not affect any of the subsequent arguments, we suppress the dependence of $\underline{\boldsymbol{\theta}}^v$ and $\bar{\boldsymbol{\theta}}^v$ on t . Use the c_r -inequality to derive that

$$\begin{aligned} &\sup_{\substack{\boldsymbol{\theta}^m \in \Theta^m \\ \|\boldsymbol{\theta}^v - \boldsymbol{\theta}_0^v\| \leq \delta}} \left| S^{\text{MES}}((v_t(\boldsymbol{\theta}^v), m_t(\boldsymbol{\theta}^m))', (X_t, X_t)') - S^{\text{MES}}((v_t(\boldsymbol{\theta}_0^v), m_t(\boldsymbol{\theta}^m))', (X_t, X_t)') \right| \\ &= \frac{1}{2} \sup_{\substack{\boldsymbol{\theta}^m \in \Theta^m \\ \|\boldsymbol{\theta}^v - \boldsymbol{\theta}_0^v\| \leq \delta}} \left| \mathbb{1}_{\{X_t > v_t(\boldsymbol{\theta}^v)\}} - \mathbb{1}_{\{X_t > v_t(\boldsymbol{\theta}_0^v)\}} \right| \{Y_t - m_t(\boldsymbol{\theta}^m)\}^2 \\ &\leq \sup_{\substack{\boldsymbol{\theta}^m \in \Theta^m \\ \|\boldsymbol{\theta}^v - \boldsymbol{\theta}_0^v\| \leq \delta}} \left| \mathbb{1}_{\{X_t > v_t(\boldsymbol{\theta}^v)\}} - \mathbb{1}_{\{X_t > v_t(\boldsymbol{\theta}_0^v)\}} \right| m_t^2(\boldsymbol{\theta}^m) + \sup_{\substack{\boldsymbol{\theta}^m \in \Theta^m \\ \|\boldsymbol{\theta}^v - \boldsymbol{\theta}_0^v\| \leq \delta}} \left| \mathbb{1}_{\{X_t > v_t(\boldsymbol{\theta}^v)\}} - \mathbb{1}_{\{X_t > v_t(\boldsymbol{\theta}_0^v)\}} \right| Y_t^2 \\ &\leq \left| \mathbb{1}_{\{X_t > v_t(\bar{\boldsymbol{\theta}}^v)\}} - \mathbb{1}_{\{X_t > v_t(\underline{\boldsymbol{\theta}}^v)\}} \right| \sup_{\boldsymbol{\theta}^m \in \Theta^m} m_t^2(\boldsymbol{\theta}^m) + \left| \mathbb{1}_{\{X_t > v_t(\bar{\boldsymbol{\theta}}^v)\}} - \mathbb{1}_{\{X_t > v_t(\underline{\boldsymbol{\theta}}^v)\}} \right| Y_t^2. \end{aligned}$$

Therefore,

$$\begin{aligned}
& \mathbb{E} \left[\sup_{\substack{\boldsymbol{\theta}^m \in \boldsymbol{\Theta}^m \\ \|\boldsymbol{\theta}^v - \bar{\boldsymbol{\theta}}^v\| \leq \delta}} \left| S^{\text{MES}}((v_t(\boldsymbol{\theta}^v), m_t(\boldsymbol{\theta}^m))', (X_t, X_t)') - S^{\text{MES}}((v_t(\bar{\boldsymbol{\theta}}^v), m_t(\boldsymbol{\theta}^m))', (X_t, X_t)') \right| \right] \\
& \leq \mathbb{E} \left[\left| \mathbf{1}_{\{X_t > v_t(\bar{\boldsymbol{\theta}}^v)\}} - \mathbf{1}_{\{X_t > v_t(\boldsymbol{\theta}^v)\}} \right| M^2(\mathbf{Z}_t) \right] + \mathbb{E} \left[\left| \mathbf{1}_{\{X_t > v_t(\bar{\boldsymbol{\theta}}^v)\}} - \mathbf{1}_{\{X_t > v_t(\boldsymbol{\theta}^v)\}} \right| Y_t^2 \right] \\
& =: B_{11t} + B_{12t}.
\end{aligned}$$

For B_{11t} , we obtain using the LIE (in the first step), Assumption 3 (ii) (in the third step), the mean value theorem (in the fourth step) and Assumptions 4–5 (in the fifth and sixth step) that

$$\begin{aligned}
B_{11t} &= \mathbb{E} \left\{ M^2(\mathbf{Z}_t) \mathbb{E}_t \left[\left| \mathbf{1}_{\{X_t > v_t(\bar{\boldsymbol{\theta}}^v)\}} - \mathbf{1}_{\{X_t > v_t(\boldsymbol{\theta}^v)\}} \right| \right] \right\} \\
&\leq \mathbb{E} \left\{ M^2(\mathbf{Z}_t) \left| \int_{v_t(\boldsymbol{\theta}^v)}^{v_t(\bar{\boldsymbol{\theta}}^v)} f_t^X(x) dx \right| \right\} \\
&\leq \mathbb{E} \left\{ M^2(\mathbf{Z}_t) K |v_t(\bar{\boldsymbol{\theta}}^v) - v_t(\boldsymbol{\theta}^v)| \right\} \\
&\leq K \mathbb{E} \left\{ M^2(\mathbf{Z}_t) \|\nabla v_t(\boldsymbol{\theta}^*)\| \cdot \|\bar{\boldsymbol{\theta}}^v - \boldsymbol{\theta}^v\| \right\} \\
&\leq K \mathbb{E} \left\{ M^2(\mathbf{Z}_t) V_1(\mathbf{Z}_t) \right\} \delta \\
&\leq K \|M(\mathbf{Z}_t)\|_4^2 \|V_1(\mathbf{Z}_t)\|_2 \delta \\
&\leq C\delta,
\end{aligned}$$

where $\boldsymbol{\theta}^*$ is some mean value between $\boldsymbol{\theta}^v$ and $\bar{\boldsymbol{\theta}}^v$. Hence, choosing $\delta > 0$ sufficiently small, we can ensure that $B_{11t} < \varepsilon/2$ for any fixed $\varepsilon > 0$.

For B_{12t} , we get from Hölder's inequality that for $p = 2r/(2r - 1)$ and $q = 2r$,

$$B_{12t} \leq \left\{ \mathbb{E} \left| \mathbf{1}_{\{X_t > v_t(\bar{\boldsymbol{\theta}}^v)\}} - \mathbf{1}_{\{X_t > v_t(\boldsymbol{\theta}^v)\}} \right|^p \right\}^{1/p} \left\{ \mathbb{E} |Y_t|^{2q} \right\}^{1/q}. \quad (\text{A.6})$$

By the LIE and the mean value theorem (MVT),

$$\begin{aligned}
\mathbb{E} \left| \mathbf{1}_{\{X_t > v_t(\bar{\boldsymbol{\theta}}^v)\}} - \mathbf{1}_{\{X_t > v_t(\boldsymbol{\theta}^v)\}} \right|^p &= \mathbb{E} \left[\mathbb{E}_t \left| \mathbf{1}_{\{X_t > v_t(\bar{\boldsymbol{\theta}}^v)\}} - \mathbf{1}_{\{X_t > v_t(\boldsymbol{\theta}^v)\}} \right|^p \right] \\
&= \mathbb{E} \left[\mathbb{E}_t \left| \mathbf{1}_{\{X_t > v_t(\bar{\boldsymbol{\theta}}^v)\}} - \mathbf{1}_{\{X_t > v_t(\boldsymbol{\theta}^v)\}} \right| \right] \\
&= \mathbb{E} \left| F_t^X(v_t(\bar{\boldsymbol{\theta}}^v)) - F_t^X(v_t(\boldsymbol{\theta}^v)) \right| \\
&= \mathbb{E} \left[f_t^X(v_t(\boldsymbol{\theta}^*)) |v_t(\bar{\boldsymbol{\theta}}^v) - v_t(\boldsymbol{\theta}^v)| \right] \\
&\leq \mathbb{E} \left[K \|\nabla v_t(\boldsymbol{\theta}^*)\| (\bar{\boldsymbol{\theta}}^v - \boldsymbol{\theta}^v) \right]
\end{aligned}$$

$$\begin{aligned}
&\leq \mathbb{E} \left[KV_1(\mathbf{Z}_t) \|\bar{\boldsymbol{\theta}}^v - \boldsymbol{\theta}^v\| \right] \\
&\leq K \mathbb{E} [V_1(\mathbf{Z}_t)] 2\delta,
\end{aligned} \tag{A.7}$$

where $\boldsymbol{\theta}^*$ (which may change from line to line) lies on the line connecting $\boldsymbol{\theta}^v$ and $\bar{\boldsymbol{\theta}}^v$, and the penultimate step follows from Assumption 4 (iii). Plugging this into (A.6) gives

$$B_{12t} \leq C \left\{ \mathbb{E} [V_1(\mathbf{Z}_t)] \right\}^{1/p} \left\{ \mathbb{E} |Y_t|^{2q} \right\}^{1/q} \delta^{1/p}. \tag{A.8}$$

Once again, this and Assumption 5 allow us to conclude that $B_{12t} < \varepsilon/2$ by choosing $\delta > 0$ sufficiently small. Therefore, for a suitable choice of $\delta > 0$, the first right-hand side term in (A.5) can be shown to equal zero, such that $B_{1n} = o_{\mathbb{P}}(1)$ follows. This establishes condition (iv). That $\hat{\boldsymbol{\theta}}_n^m \xrightarrow{\mathbb{P}} \boldsymbol{\theta}_0^m$ now follows from Theorem 2.1 in Newey and McFadden (1994). \square

A.1.1 Supplementary Results for Consistency

Lemma 1. *Suppose Assumptions 1–7 hold. Then, for all $\boldsymbol{\theta}^v, \tilde{\boldsymbol{\theta}}^v \in \boldsymbol{\Theta}^v$,*

$$|S^{\text{VaR}}(v_t(\boldsymbol{\theta}^v), X_t) - S^{\text{VaR}}(v_t(\tilde{\boldsymbol{\theta}}^v), X_t)| \leq B_t \|\boldsymbol{\theta}^v - \tilde{\boldsymbol{\theta}}^v\|$$

a.s. for some random variables $B_t > 0$, not depending on $\boldsymbol{\theta}^v$ and $\tilde{\boldsymbol{\theta}}^v$, with $\sup_{n \in \mathbb{N}} \frac{1}{n} \sum_{t=1}^n \mathbb{E}[B_t] < \infty$.

Proof: Write

$$\begin{aligned}
&|S^{\text{VaR}}(v_t(\boldsymbol{\theta}^v), X_t) - S^{\text{VaR}}(v_t(\tilde{\boldsymbol{\theta}}^v), X_t)| \\
&= \left| \left[\mathbf{1}_{\{X_t \leq v_t(\boldsymbol{\theta}^v)\}} - \beta \right] [v_t(\boldsymbol{\theta}^v) - X_t] - \left[\mathbf{1}_{\{X_t \leq v_t(\tilde{\boldsymbol{\theta}}^v)\}} - \beta \right] [v_t(\tilde{\boldsymbol{\theta}}^v) - X_t] \right| \\
&= \left| \mathbf{1}_{\{X_t \leq v_t(\boldsymbol{\theta}^v)\}} [v_t(\boldsymbol{\theta}^v) - X_t] - \mathbf{1}_{\{X_t \leq v_t(\tilde{\boldsymbol{\theta}}^v)\}} [v_t(\tilde{\boldsymbol{\theta}}^v) - X_t] + \beta [v_t(\tilde{\boldsymbol{\theta}}^v) - v_t(\boldsymbol{\theta}^v)] \right| \\
&\leq \left| \mathbf{1}_{\{X_t \leq v_t(\boldsymbol{\theta}^v)\}} [v_t(\boldsymbol{\theta}^v) - X_t] - \mathbf{1}_{\{X_t \leq v_t(\tilde{\boldsymbol{\theta}}^v)\}} [v_t(\tilde{\boldsymbol{\theta}}^v) - X_t] \right| + \beta |v_t(\tilde{\boldsymbol{\theta}}^v) - v_t(\boldsymbol{\theta}^v)| \\
&= A_{2t} + B_{2t}.
\end{aligned} \tag{A.9}$$

Consider the two terms separately. First, by the MVT and Assumption 4 (iii),

$$B_{2t} \leq \beta \sup_{\boldsymbol{\theta}^v \in \boldsymbol{\Theta}^v} \|\nabla v_t(\boldsymbol{\theta}^v)\| \cdot \|\boldsymbol{\theta}^v - \tilde{\boldsymbol{\theta}}^v\| \leq \beta V_1(\mathbf{Z}_t) \|\boldsymbol{\theta}^v - \tilde{\boldsymbol{\theta}}^v\|.$$

Second,

$$\begin{aligned}
A_{2t} &= \frac{1}{2} \left| v_t(\boldsymbol{\theta}^v) - X_t + |v_t(\boldsymbol{\theta}^v) - X_t| - \{v_t(\tilde{\boldsymbol{\theta}}^v) - X_t + |v_t(\tilde{\boldsymbol{\theta}}^v) - X_t|\} \right| \\
&\leq \frac{1}{2} \left| v_t(\boldsymbol{\theta}^v) - X_t - [v_t(\tilde{\boldsymbol{\theta}}^v) - X_t] \right| + \frac{1}{2} \left| |v_t(\boldsymbol{\theta}^v) - X_t| - |v_t(\tilde{\boldsymbol{\theta}}^v) - X_t| \right|
\end{aligned}$$

$$\begin{aligned}
&\leq |v_t(\boldsymbol{\theta}^v) - v_t(\tilde{\boldsymbol{\theta}}^v)| \\
&\leq \sup_{\boldsymbol{\theta}^v \in \Theta^v} \|\nabla v_t(\boldsymbol{\theta}^v)\| \cdot \|\boldsymbol{\theta}^v - \tilde{\boldsymbol{\theta}}^v\| \\
&\leq V_1(\mathbf{Z}_t) \|\boldsymbol{\theta}^v - \tilde{\boldsymbol{\theta}}^v\|,
\end{aligned}$$

where we used that $||a| - |b|| \leq |a - b|$ in the third step and Assumption 4 (iii) combined with the MVT in the final two steps.

Therefore, we obtain from (A.9) that

$$\begin{aligned}
\left| S^{\text{VaR}}(v_t(\boldsymbol{\theta}^v), X_t) - S^{\text{VaR}}(v_t(\tilde{\boldsymbol{\theta}}^v), X_t) \right| &\leq (1 + \beta) V_1(\mathbf{Z}_t) \|\boldsymbol{\theta}^v - \tilde{\boldsymbol{\theta}}^v\| \\
&=: B_t \|\boldsymbol{\theta}^v - \tilde{\boldsymbol{\theta}}^v\|.
\end{aligned}$$

From Assumption 5,

$$\frac{1}{n} \sum_{t=1}^n \mathbb{E}[B_t] = (1 + \beta) \frac{1}{n} \sum_{t=1}^n \mathbb{E}[V_1(\mathbf{Z}_t)] \leq (1 + \beta) C < \infty,$$

such that the conclusion follows. \square

Lemma 2. *Suppose Assumptions 1–7 hold. Then, the class of functions $S_t^{\text{MES}}(\boldsymbol{\theta} = (\boldsymbol{\theta}^v, \boldsymbol{\theta}^{m'})') := S^{\text{MES}}((v_t(\boldsymbol{\theta}^v), m_t(\boldsymbol{\theta}^m))', (X_t, Y_t)')$ forms a type IV class in the sense of Andrews (1994, p. 2278) with index $p = 2r$ (where $r > 1$ is from Assumption 2).*

Proof: To prove the lemma, we must show that there exist constants $C > 0$ and $\psi > 0$, such that

$$\sup_{t \in \mathbb{N}} \left\| \sup_{\|\tilde{\boldsymbol{\theta}} - \boldsymbol{\theta}\| \leq \delta} \left| S_t^{\text{MES}}(\tilde{\boldsymbol{\theta}}) - S_t^{\text{MES}}(\boldsymbol{\theta}) \right| \right\|_{2r} \leq C \delta^\psi \quad (\text{A.10})$$

for all $\boldsymbol{\theta} = (\boldsymbol{\theta}^v, \boldsymbol{\theta}^{m'})' \in \Theta$ and all $\delta > 0$ in some neighborhood of 0.

Fix $\boldsymbol{\theta} \in \Theta$. By definition of $S_t^{\text{MES}}(\cdot)$ we have that

$$\begin{aligned}
\left| S_t^{\text{MES}}(\tilde{\boldsymbol{\theta}}) - S_t^{\text{MES}}(\boldsymbol{\theta}) \right| &= \frac{1}{2} \left| \mathbf{1}_{\{X_t > v_t(\boldsymbol{\theta}^v)\}} [Y_t - m_t(\boldsymbol{\theta}^m)]^2 - \mathbf{1}_{\{X_t > v_t(\tilde{\boldsymbol{\theta}}^v)\}} [Y_t - m_t(\tilde{\boldsymbol{\theta}}^m)]^2 \right| \\
&= \frac{1}{2} \left| \mathbf{1}_{\{X_t > v_t(\boldsymbol{\theta}^v)\}} \left[\{Y_t - m_t(\boldsymbol{\theta}^m)\}^2 - \{Y_t - m_t(\tilde{\boldsymbol{\theta}}^m)\}^2 \right] \right. \\
&\quad \left. + \left[\mathbf{1}_{\{X_t > v_t(\boldsymbol{\theta}^v)\}} - \mathbf{1}_{\{X_t > v_t(\tilde{\boldsymbol{\theta}}^v)\}} \right] \{Y_t - m_t(\tilde{\boldsymbol{\theta}}^m)\}^2 \right| \\
&\leq \frac{1}{2} \left| \mathbf{1}_{\{X_t > v_t(\boldsymbol{\theta}^v)\}} \left[\{Y_t - m_t(\boldsymbol{\theta}^m)\}^2 - \{Y_t - m_t(\tilde{\boldsymbol{\theta}}^m)\}^2 \right] \right| \\
&\quad + \frac{1}{2} \left| \left[\mathbf{1}_{\{X_t > v_t(\boldsymbol{\theta}^v)\}} - \mathbf{1}_{\{X_t > v_t(\tilde{\boldsymbol{\theta}}^v)\}} \right] \{Y_t - m_t(\tilde{\boldsymbol{\theta}}^m)\}^2 \right| \\
&\leq \left| \mathbf{1}_{\{X_t > v_t(\boldsymbol{\theta}^v)\}} \left[Y_t \{m_t(\tilde{\boldsymbol{\theta}}^m) - m_t(\boldsymbol{\theta}^m)\} + \frac{1}{2} \{m_t^2(\boldsymbol{\theta}^m) - m_t^2(\tilde{\boldsymbol{\theta}}^m)\} \right] \right| \\
&\quad + \left| \mathbf{1}_{\{X_t > v_t(\boldsymbol{\theta}^v)\}} - \mathbf{1}_{\{X_t > v_t(\tilde{\boldsymbol{\theta}}^v)\}} \right| Y_t^2
\end{aligned}$$

$$\begin{aligned}
& + \left| \mathbb{1}_{\{X_t > v_t(\boldsymbol{\theta}^v)\}} - \mathbb{1}_{\{X_t > v_t(\tilde{\boldsymbol{\theta}}^v)\}} \right| m_t^2(\tilde{\boldsymbol{\theta}}^m) \\
& =: A_{3t} + B_{3t} + C_{3t}.
\end{aligned} \tag{A.11}$$

We treat these three terms separately. Define the \mathbf{Z}_t -measurable quantities

$$\begin{aligned}
\underline{\boldsymbol{\theta}}^v &= \arg \min_{\|\tilde{\boldsymbol{\theta}} - \boldsymbol{\theta}\| \leq \delta} v_t(\tilde{\boldsymbol{\theta}}^v), & \bar{\boldsymbol{\theta}}^v &= \arg \max_{\|\tilde{\boldsymbol{\theta}} - \boldsymbol{\theta}\| \leq \delta} v_t(\tilde{\boldsymbol{\theta}}^v),
\end{aligned} \tag{A.12}$$

$$\begin{aligned}
\underline{\boldsymbol{\theta}}^m &= \arg \min_{\|\tilde{\boldsymbol{\theta}} - \boldsymbol{\theta}\| \leq \delta} m_t(\tilde{\boldsymbol{\theta}}^m), & \bar{\boldsymbol{\theta}}^m &= \arg \max_{\|\tilde{\boldsymbol{\theta}} - \boldsymbol{\theta}\| \leq \delta} m_t(\tilde{\boldsymbol{\theta}}^m),
\end{aligned} \tag{A.13}$$

$$\begin{aligned}
\underline{\boldsymbol{\theta}}^{m^2} &= \arg \min_{\|\tilde{\boldsymbol{\theta}} - \boldsymbol{\theta}\| \leq \delta} m_t^2(\tilde{\boldsymbol{\theta}}^m), & \bar{\boldsymbol{\theta}}^{m^2} &= \arg \max_{\|\tilde{\boldsymbol{\theta}} - \boldsymbol{\theta}\| \leq \delta} m_t^2(\tilde{\boldsymbol{\theta}}^m),
\end{aligned}$$

where we again suppress the dependence of the defined quantities on t . By continuity of $v_t(\cdot)$ and $m_t(\cdot)$, these quantities are well-defined.

First, use Minkowski's inequality to write

$$\begin{aligned}
\left\| \sup_{\|\tilde{\boldsymbol{\theta}} - \boldsymbol{\theta}\| \leq \delta} A_{3t} \right\|_{2r} &= \left\| \sup_{\|\tilde{\boldsymbol{\theta}} - \boldsymbol{\theta}\| \leq \delta} \left| Y_t \{ m_t(\tilde{\boldsymbol{\theta}}^m) - m_t(\boldsymbol{\theta}^m) \} + \frac{1}{2} \{ m_t^2(\boldsymbol{\theta}^m) - m_t^2(\tilde{\boldsymbol{\theta}}^m) \} \right| \right\|_{2r} \\
&\leq \left\| Y_t \sup_{\|\tilde{\boldsymbol{\theta}} - \boldsymbol{\theta}\| \leq \delta} |m_t(\tilde{\boldsymbol{\theta}}^m) - m_t(\boldsymbol{\theta}^m)| \right\|_{2r} + \frac{1}{2} \left\| \sup_{\|\tilde{\boldsymbol{\theta}} - \boldsymbol{\theta}\| \leq \delta} |m_t^2(\tilde{\boldsymbol{\theta}}^m) - m_t^2(\boldsymbol{\theta}^m)| \right\|_{2r} \\
&\leq \left\| Y_t [m_t(\bar{\boldsymbol{\theta}}^m) - m_t(\underline{\boldsymbol{\theta}}^m)] \right\|_{2r} + \frac{1}{2} \left\| m_t^2(\bar{\boldsymbol{\theta}}^{m^2}) - m_t^2(\underline{\boldsymbol{\theta}}^{m^2}) \right\|_{2r} \\
&= \left\| Y_t \nabla m_t(\boldsymbol{\theta}^*) (\bar{\boldsymbol{\theta}}^m - \underline{\boldsymbol{\theta}}^m) \right\|_{2r} + \frac{1}{2} \left\| 2m_t(\boldsymbol{\theta}^*) \nabla m_t(\boldsymbol{\theta}^*) (\bar{\boldsymbol{\theta}}^{m^2} - \underline{\boldsymbol{\theta}}^{m^2}) \right\|_{2r} \\
&\leq \|Y_t M_1(\mathbf{Z}_t)\|_{2r} 2\delta + \|M(\mathbf{Z}_t) M_1(\mathbf{Z}_t)\|_{2r} 2\delta \\
&\leq \|Y_t\|_{4r} \|M_1(\mathbf{Z}_t)\|_{4r} 2\delta + \|M(\mathbf{Z}_t)\|_{4r} \|M_1(\mathbf{Z}_t)\|_{4r} 2\delta \\
&\leq C\delta,
\end{aligned} \tag{A.14}$$

where $\boldsymbol{\theta}^*$ is some mean value that may change from appearance to appearance.

Furthermore, by similar arguments used to derive (A.8),

$$\begin{aligned}
\left\| \sup_{\|\tilde{\boldsymbol{\theta}} - \boldsymbol{\theta}\| \leq \delta} B_{3t} \right\|_{2r} &= \left\| \sup_{\|\tilde{\boldsymbol{\theta}} - \boldsymbol{\theta}\| \leq \delta} \left| \mathbb{1}_{\{X_t > v_t(\boldsymbol{\theta}^v)\}} - \mathbb{1}_{\{X_t > v_t(\tilde{\boldsymbol{\theta}}^v)\}} \right| Y_t^2 \right\|_{2r} \\
&\leq \left\| \mathbb{1}_{\{X_t > v_t(\bar{\boldsymbol{\theta}}^v)\}} - \mathbb{1}_{\{X_t > v_t(\underline{\boldsymbol{\theta}}^v)\}} \right\|_p \|Y_t^2\|_q \\
&\leq C\delta^{1/p}
\end{aligned} \tag{A.15}$$

for $p = 2r(4r + \iota)/\iota$ and $q = 2r + \iota/2$ (such that $1/p + 1/q = 1/(2r)$).

Now, turn to C_{3t} . Using similar arguments to those used to obtain (A.15), we get that

$$\begin{aligned} \left\| \sup_{\|\tilde{\boldsymbol{\theta}} - \boldsymbol{\theta}\| \leq \delta} C_{3t} \right\|_{2r} &= \left\| \sup_{\|\tilde{\boldsymbol{\theta}} - \boldsymbol{\theta}\| \leq \delta} \left| \mathbb{1}_{\{X_t > v_t(\boldsymbol{\theta}^v)\}} - \mathbb{1}_{\{X_t > v_t(\tilde{\boldsymbol{\theta}}^v)\}} \right| m_t^2(\tilde{\boldsymbol{\theta}}^m) \right\|_{2r} \\ &\leq \left\| \mathbb{1}_{\{X_t > v_t(\tilde{\boldsymbol{\theta}}^v)\}} - \mathbb{1}_{\{X_t > v_t(\boldsymbol{\theta}^v)\}} \right\|_p \left\| M^2(\mathbf{Z}_t) \right\|_q \\ &\leq C\delta^{1/p} \end{aligned} \tag{A.16}$$

for the above p and q . Combining (A.14)–(A.16) with (A.11) implies that (A.10) holds with $\psi = 1/p$. \square

A.2 Asymptotic Normality of the VaR Parameter Estimator

In proving asymptotic normality of $\hat{\boldsymbol{\theta}}_n^v$, we use standard arguments from the extremum estimation literature. We present it here nonetheless since some of the following results are needed in establishing the joint asymptotic normality of $(\hat{\boldsymbol{\theta}}_n^v, \hat{\boldsymbol{\theta}}_n^{m'})'$ in Sections A.3–A.4. We mention that the results given here seem to require somewhat more primitive conditions than those given in the related literature on nonlinear quantile regression under weak dependence (Oberhofer and Haupt, 2016).

Before giving the formal proof, we collect some results that will be used in the sequel. Define

$$\mathbf{v}_t(\boldsymbol{\theta}^v) := \nabla v_t(\boldsymbol{\theta}^v) [\mathbb{1}_{\{X_t \leq v_t(\boldsymbol{\theta}^v)\}} - \beta]. \tag{A.17}$$

This quantity may be interpreted as the derivative of the VaR score with respect to the model parameters, i.e., $\frac{\partial}{\partial \boldsymbol{\theta}^v} S^{\text{VaR}}(v_t(\boldsymbol{\theta}^v), X_t)$. To see this, note that for $v \neq x$ it holds that

$$\frac{\partial}{\partial v} S^{\text{VaR}}(v, x) = \mathbb{1}_{\{x \leq v\}} - \beta.$$

Thus, by the chain rule, we have for $v_t(\boldsymbol{\theta}^v) \neq X_t$ that

$$\frac{\partial}{\partial \boldsymbol{\theta}^v} S^{\text{VaR}}(v_t(\boldsymbol{\theta}^v), X_t) = \nabla v_t(\boldsymbol{\theta}^v) [\mathbb{1}_{\{X_t \leq v_t(\boldsymbol{\theta}^v)\}} - \beta] = \mathbf{v}_t(\boldsymbol{\theta}^v).$$

Note that $v_t(\boldsymbol{\theta}^v) \neq X_t$ holds a.s., because, as $\varepsilon \downarrow 0$,

$$\begin{aligned} 0 &\leq \mathbb{P}\{X_t = v_t(\boldsymbol{\theta}^v)\} \\ &\leq \mathbb{P}\{|X_t - v_t(\boldsymbol{\theta}^v)| \leq \varepsilon\} \\ &= \mathbb{P}\{v_t(\boldsymbol{\theta}^v) - \varepsilon \leq X_t \leq v_t(\boldsymbol{\theta}^v) + \varepsilon\} \\ &= \mathbb{E}\left[\mathbb{1}_{\{v_t(\boldsymbol{\theta}^v) - \varepsilon \leq X_t \leq v_t(\boldsymbol{\theta}^v) + \varepsilon\}}\right] \\ &= \mathbb{E}\left[\mathbb{E}_t\left\{\mathbb{1}_{\{v_t(\boldsymbol{\theta}^v) - \varepsilon \leq X_t \leq v_t(\boldsymbol{\theta}^v) + \varepsilon\}}\right\}\right] \end{aligned}$$

$$\begin{aligned}
&= \mathbb{E} \left[\mathbb{P}_t \{ v_t(\boldsymbol{\theta}^v) - \varepsilon \leq X_t \leq v_t(\boldsymbol{\theta}^v) + \varepsilon \} \right] \\
&= \mathbb{E} \left[\int_{v_t(\boldsymbol{\theta}^v) - \varepsilon}^{v_t(\boldsymbol{\theta}^v) + \varepsilon} f_t^X(x) dx \right] \\
&\leq \mathbb{E}[2K\varepsilon] \longrightarrow 0,
\end{aligned}$$

where the final inequality follows from Assumption 3 (ii). By (A.17), we have

$$\begin{aligned}
\mathbb{E}[\mathbf{v}_t(\boldsymbol{\theta}^v)] &= \mathbb{E} \left\{ \nabla v_t(\boldsymbol{\theta}^v) \mathbb{E}_t \left[\mathbf{1}_{\{X_t \leq v_t(\boldsymbol{\theta}^v)\}} - \beta \right] \right\} \\
&= \mathbb{E} \left\{ \nabla v_t(\boldsymbol{\theta}^v) \left[F_t^X(v_t(\boldsymbol{\theta}^v)) - \beta \right] \right\}. \tag{A.18}
\end{aligned}$$

Finally, Assumptions 4–5 and the DCT allow us to interchange differentiation and expectation to yield that

$$\frac{\partial}{\partial \boldsymbol{\theta}^v} \mathbb{E}[\mathbf{v}_t(\boldsymbol{\theta}^v)] = \mathbb{E} \left\{ \nabla^2 v_t(\boldsymbol{\theta}^v) \left[F_t^X(v_t(\boldsymbol{\theta}^v)) - \beta \right] + \nabla v_t(\boldsymbol{\theta}^v) \nabla' v_t(\boldsymbol{\theta}^v) f_t^X(v_t(\boldsymbol{\theta}^v)) \right\}. \tag{A.19}$$

Evaluating this quantity at the true parameters gives

$$\boldsymbol{\Lambda} = \frac{\partial}{\partial \boldsymbol{\theta}^v} \mathbb{E}[\mathbf{v}_t(\boldsymbol{\theta}^v)] \Big|_{\boldsymbol{\theta}^v = \boldsymbol{\theta}_0^v} = \mathbb{E} \left\{ \nabla v_t(\boldsymbol{\theta}_0^v) \nabla' v_t(\boldsymbol{\theta}_0^v) f_t^X(v_t(\boldsymbol{\theta}_0^v)) \right\}, \tag{A.20}$$

since $F_t^X(v_t(\boldsymbol{\theta}_0^v)) = \beta$ by correct specification. By virtue of Assumption 2, $\boldsymbol{\Lambda}$ does not depend on t .

Similarly as in Dimitriadis *et al.* (2023), the key step in the proof is to apply the FCLT of Doukhan *et al.* (1995). Define

$$\begin{aligned}
\widehat{\boldsymbol{\lambda}}_n(\boldsymbol{\theta}^v) &= \frac{1}{n} \sum_{t=1}^n \mathbf{v}_t(\boldsymbol{\theta}^v), \\
\boldsymbol{\lambda}(\boldsymbol{\theta}^v) &= \mathbb{E}[\mathbf{v}_t(\boldsymbol{\theta}^v)], \\
\boldsymbol{\Lambda}(\boldsymbol{\theta}^*) &= \frac{\partial}{\partial \boldsymbol{\theta}^v} \mathbb{E}[\mathbf{v}_t(\boldsymbol{\theta}^v)] \Big|_{\boldsymbol{\theta}^v = \boldsymbol{\theta}^*},
\end{aligned}$$

and note that $\boldsymbol{\Lambda} = \boldsymbol{\Lambda}(\boldsymbol{\theta}_0^v)$. Clearly, $\boldsymbol{\lambda}(\boldsymbol{\theta}^v)$ and $\boldsymbol{\Lambda}(\boldsymbol{\theta}^*)$ do not depend on t by Assumption 2.

We first give a general outline of the proof of the asymptotic normality of $\widehat{\boldsymbol{\theta}}_n^v$, filling in some details in the subsequent Lemmas V.1–V.3 in Section A.2.1.

Proof of Theorem 1 (Asymptotic normality of $\widehat{\boldsymbol{\theta}}_n^v$): In this first part of the proof we have to show that, as $n \rightarrow \infty$,

$$\sqrt{n}(\widehat{\boldsymbol{\theta}}_n^v - \boldsymbol{\theta}_0^v) \xrightarrow{d} N(\mathbf{0}, \boldsymbol{\Lambda}^{-1} \mathbf{V} \boldsymbol{\Lambda}^{-1}). \tag{A.21}$$

Under the stated assumptions, the MVT implies that for all $i = 1, \dots, p$,

$$\lambda^{(i)}(\widehat{\boldsymbol{\theta}}_n^v) = \lambda^{(i)}(\boldsymbol{\theta}_0^v) + \mathbf{A}^{(i,\cdot)}(\boldsymbol{\theta}_i^*)(\widehat{\boldsymbol{\theta}}_n^v - \boldsymbol{\theta}_0^v),$$

where $\boldsymbol{\lambda}(\cdot) = (\lambda^{(1)}(\cdot), \dots, \lambda^{(p)}(\cdot))'$, $\mathbf{A}^{(i,\cdot)}(\cdot)$ denotes the i -th row of $\mathbf{A}(\cdot)$ and $\boldsymbol{\theta}_i^*$ lies on the line connecting $\boldsymbol{\theta}_0^v$ and $\widehat{\boldsymbol{\theta}}_n^v$. To economize on notation, we shall slightly abuse notation (here and elsewhere) by writing this as

$$\boldsymbol{\lambda}(\widehat{\boldsymbol{\theta}}_n^v) = \boldsymbol{\lambda}(\boldsymbol{\theta}_0^v) + \mathbf{A}(\boldsymbol{\theta}^*)(\widehat{\boldsymbol{\theta}}_n^v - \boldsymbol{\theta}_0^v) \quad (\text{A.22})$$

for some $\boldsymbol{\theta}^*$ between $\widehat{\boldsymbol{\theta}}_n^v$ and $\boldsymbol{\theta}_0^v$. In doing so, keep in mind that the value of $\boldsymbol{\theta}^*$ is in fact different from row to row in $\mathbf{A}(\boldsymbol{\theta}^*)$. However, this does not change any of the subsequent arguments.

We have by (A.18) that

$$\boldsymbol{\lambda}(\boldsymbol{\theta}_0^v) = \mathbb{E} \left\{ \nabla v_t(\boldsymbol{\theta}_0^v) \left[F_t^X(v_t(\boldsymbol{\theta}_0^v)) - \beta \right] \right\} = \mathbf{0}, \quad (\text{A.23})$$

since $F_t^X(v_t(\boldsymbol{\theta}_0^v)) = \beta$ by correct specification. Plugging this into (A.22) gives

$$\boldsymbol{\lambda}(\widehat{\boldsymbol{\theta}}_n^v) = \mathbf{A}(\boldsymbol{\theta}^*)(\widehat{\boldsymbol{\theta}}_n^v - \boldsymbol{\theta}_0^v).$$

Expand the left-hand side of the above equation to obtain that

$$\widehat{\boldsymbol{\lambda}}_n(\widehat{\boldsymbol{\theta}}_n^v) - \left\{ [\widehat{\boldsymbol{\lambda}}_n(\widehat{\boldsymbol{\theta}}_n^v) - \boldsymbol{\lambda}(\widehat{\boldsymbol{\theta}}_n^v)] - [\widehat{\boldsymbol{\lambda}}_n(\boldsymbol{\theta}_0^v) - \boldsymbol{\lambda}(\boldsymbol{\theta}_0^v)] \right\} - [\widehat{\boldsymbol{\lambda}}_n(\boldsymbol{\theta}_0^v) - \boldsymbol{\lambda}(\boldsymbol{\theta}_0^v)] = \mathbf{A}(\boldsymbol{\theta}^*)(\widehat{\boldsymbol{\theta}}_n^v - \boldsymbol{\theta}_0^v). \quad (\text{A.24})$$

To establish asymptotic normality of the VaR parameter estimator in (A.21), we therefore have to show that

- (i) $\mathbf{A}^{-1}(\boldsymbol{\theta}^*) = \mathbf{A}^{-1} + o_{\mathbb{P}}(1)$;
- (ii) $\sqrt{n} \widehat{\boldsymbol{\lambda}}_n(\widehat{\boldsymbol{\theta}}_n^v) = o_{\mathbb{P}}(1)$;
- (iii) $\sqrt{n} \left\{ [\widehat{\boldsymbol{\lambda}}_n(\widehat{\boldsymbol{\theta}}_n^v) - \boldsymbol{\lambda}(\widehat{\boldsymbol{\theta}}_n^v)] - [\widehat{\boldsymbol{\lambda}}_n(\boldsymbol{\theta}_0^v) - \boldsymbol{\lambda}(\boldsymbol{\theta}_0^v)] \right\} = o_{\mathbb{P}}(1)$;
- (iv) $\sqrt{n} [\widehat{\boldsymbol{\lambda}}_n(\boldsymbol{\theta}_0^v) - \boldsymbol{\lambda}(\boldsymbol{\theta}_0^v)] \xrightarrow{d} N(\mathbf{0}, \mathbf{V})$, as $n \rightarrow \infty$.

Claim (i) is verified in Lemma V.1. For this, note that since $\boldsymbol{\theta}^*$ is a mean value between $\widehat{\boldsymbol{\theta}}_n^v$ and $\boldsymbol{\theta}_0^v$, and $\widehat{\boldsymbol{\theta}}_n^v \xrightarrow{\mathbb{P}} \boldsymbol{\theta}_0^v$ (from Proposition 1), it also follows that $\boldsymbol{\theta}^* \xrightarrow{\mathbb{P}} \boldsymbol{\theta}_0^v$.

Claim (ii) is verified in Lemma V.2

Finally, claims (iii) and (iv) follow from the FCLT of Lemma V.3. Specifically, (iii) can be derived as follows. Since $\mathbb{P}\{\|\widehat{\boldsymbol{\theta}}_n^v - \boldsymbol{\theta}_0^v\| \leq \delta\} \xrightarrow{(n \rightarrow \infty)} 1$ for any $\delta > 0$ due to Proposition 1,

we have w.p.a. 1,

$$\begin{aligned}
& \left\| \sqrt{n} \left\{ \left[\widehat{\boldsymbol{\lambda}}_n(\widehat{\boldsymbol{\theta}}_n^v) - \boldsymbol{\lambda}(\widehat{\boldsymbol{\theta}}_n^v) \right] - \left[\widehat{\boldsymbol{\lambda}}_n(\boldsymbol{\theta}_0^v) - \boldsymbol{\lambda}(\boldsymbol{\theta}_0^v) \right] \right\} \right\| \\
& \leq \sup_{\|\boldsymbol{\theta}^v - \boldsymbol{\theta}_0^v\| \leq \delta} \left\| \sqrt{n} \left\{ \left[\widehat{\boldsymbol{\lambda}}_n(\boldsymbol{\theta}^v) - \boldsymbol{\lambda}(\boldsymbol{\theta}^v) \right] - \left[\widehat{\boldsymbol{\lambda}}_n(\boldsymbol{\theta}_0^v) - \boldsymbol{\lambda}(\boldsymbol{\theta}_0^v) \right] \right\} \right\| \\
& \leq \sup_{\|\boldsymbol{\theta}^v - \boldsymbol{\theta}_0^v\| \leq \delta} \left\| \sqrt{n} \left[\widehat{\boldsymbol{\lambda}}_n(\boldsymbol{\theta}^v) - \boldsymbol{\lambda}(\boldsymbol{\theta}^v) \right] - \mathbf{B}^{(n)}(\boldsymbol{\theta}^v) \right\| \\
& \quad + \sup_{\|\boldsymbol{\theta}^v - \boldsymbol{\theta}_0^v\| \leq \delta} \left\| \sqrt{n} \left[\widehat{\boldsymbol{\lambda}}_n(\boldsymbol{\theta}_0^v) - \boldsymbol{\lambda}(\boldsymbol{\theta}_0^v) \right] - \mathbf{B}^{(n)}(\boldsymbol{\theta}_0^v) \right\| \\
& \quad + \sup_{\|\boldsymbol{\theta}^v - \boldsymbol{\theta}_0^v\| \leq \delta} \left\| \mathbf{B}^{(n)}(\boldsymbol{\theta}^v) - \mathbf{B}^{(n)}(\boldsymbol{\theta}_0^v) \right\| \\
& = o_{\mathbb{P}}(1) + o_{\mathbb{P}}(1) + \sup_{\|\boldsymbol{\theta}^v - \boldsymbol{\theta}_0^v\| \leq \delta} \left\| \mathbf{B}^{(n)}(\boldsymbol{\theta}^v) - \mathbf{B}^{(n)}(\boldsymbol{\theta}_0^v) \right\|, \tag{A.25}
\end{aligned}$$

where the final step follows from Lemma V.3. By (a.s.) continuity of the sample paths of $\mathbf{B}^{(n)}(\cdot)$ and the fact that $\delta > 0$ can be chosen arbitrarily small, it also follows that $\sup_{\|\boldsymbol{\theta}^v - \boldsymbol{\theta}_0^v\| \leq \delta} \left\| \mathbf{B}^{(n)}(\boldsymbol{\theta}^v) - \mathbf{B}^{(n)}(\boldsymbol{\theta}_0^v) \right\| = o_{\mathbb{P}}(1)$, as $\delta \downarrow 0$. Hence, (iii) follows.

Claim (iv) directly follows from Lemma V.3, which implies that

$$\sqrt{n} \left[\widehat{\boldsymbol{\lambda}}_n(\boldsymbol{\theta}_0^v) - \boldsymbol{\lambda}(\boldsymbol{\theta}_0^v) \right] - \mathbf{B}^{(n)}(\boldsymbol{\theta}_0^v) = o_{\mathbb{P}}(1),$$

where the variance-covariance matrix of $\mathbf{B}^{(n)}(\boldsymbol{\theta}_0^v)$ is given by

$$\boldsymbol{\Gamma}(\boldsymbol{\theta}_0^v, \boldsymbol{\theta}_0^v) = \mathbb{E}[\mathbf{v}_1(\boldsymbol{\theta}_0^v) \mathbf{v}'_1(\boldsymbol{\theta}_0^v)] + \sum_{j=1}^{\infty} \left\{ \mathbb{E}[\mathbf{v}_1(\boldsymbol{\theta}_0^v) \mathbf{v}'_{1+j}(\boldsymbol{\theta}_0^v)] + \mathbb{E}[\mathbf{v}_{1+j}(\boldsymbol{\theta}_0^v) \mathbf{v}'_1(\boldsymbol{\theta}_0^v)] \right\}.$$

Now, from (A.17) and the LIE

$$\begin{aligned}
\mathbb{E}[\mathbf{v}_1(\boldsymbol{\theta}_0^v) \mathbf{v}'_1(\boldsymbol{\theta}_0^v)] &= \mathbb{E} \left[\nabla v_1(\boldsymbol{\theta}_0^v) \nabla' v_1(\boldsymbol{\theta}_0^v) (\mathbf{1}_{\{X_1 \leq v_1(\boldsymbol{\theta}^v)\}} - \beta)^2 \right] \\
&= \mathbb{E} \left[\nabla v_1(\boldsymbol{\theta}_0^v) \nabla' v_1(\boldsymbol{\theta}_0^v) \mathbb{E}_1(\mathbf{1}_{\{X_1 \leq v_1(\boldsymbol{\theta}_0^v)\}} - 2\beta \mathbf{1}_{\{X_1 \leq v_1(\boldsymbol{\theta}_0^v)\}} + \beta^2) \right] \\
&= \mathbb{E} \left[\nabla v_1(\boldsymbol{\theta}_0^v) \nabla' v_1(\boldsymbol{\theta}_0^v) (\beta - 2\beta^2 + \beta^2) \right] \\
&= \beta(1 - \beta) \mathbb{E}[\nabla v_1(\boldsymbol{\theta}_0^v) \nabla' v_1(\boldsymbol{\theta}_0^v)] = \mathbf{V} \tag{A.26}
\end{aligned}$$

and

$$\begin{aligned}
\mathbb{E}[\mathbf{v}_1(\boldsymbol{\theta}_0^v) \mathbf{v}'_{1+j}(\boldsymbol{\theta}_0^v)] &= \mathbb{E} \left\{ \mathbf{v}_1(\boldsymbol{\theta}_0^v) \mathbb{E}_{1+j}[\mathbf{v}'_{1+j}(\boldsymbol{\theta}_0^v)] \right\} \\
&= \mathbb{E} \left\{ \mathbf{v}_1(\boldsymbol{\theta}_0^v) \mathbf{0} \right\} = \mathbf{0}, \tag{A.27}
\end{aligned}$$

such that $\boldsymbol{\Gamma}(\boldsymbol{\theta}_0^v, \boldsymbol{\theta}_0^v) = \mathbf{V}$.

In sum, the desired result follows. \square

A.2.1 Supplementary Results for VaR Parameter Estimator

Lemma V.1. Suppose Assumptions 1–7 hold. Then, as $n \rightarrow \infty$, $\mathbf{A}^{-1}(\boldsymbol{\theta}_n^v) \xrightarrow{\mathbb{P}} \mathbf{A}^{-1}$ for any $\boldsymbol{\theta}_n^v$ with $\boldsymbol{\theta}_n^v \xrightarrow{\mathbb{P}} \boldsymbol{\theta}_0^v$.

Proof: We first show that $\|\mathbf{A}(\boldsymbol{\tau}) - \mathbf{A}(\boldsymbol{\theta})\| \leq C\|\boldsymbol{\tau} - \boldsymbol{\theta}\|$ for all $\boldsymbol{\tau}, \boldsymbol{\theta} \in \mathcal{N}(\boldsymbol{\theta}_0^v)$, where $\mathcal{N}(\boldsymbol{\theta}_0^v)$ is some neighborhood of $\boldsymbol{\theta}_0^v$ such that Assumption 4 (v) holds. Use (A.19) to write

$$\begin{aligned}
& \|\mathbf{A}(\boldsymbol{\tau}) - \mathbf{A}(\boldsymbol{\theta})\| \\
&= \left\| \mathbb{E} \left\{ \nabla^2 v_t(\boldsymbol{\tau}) \left[F_t^X(v_t(\boldsymbol{\tau})) - \beta \right] - \nabla^2 v_t(\boldsymbol{\theta}) \left[F_t^X(v_t(\boldsymbol{\theta})) - \beta \right] \right. \right. \\
&\quad \left. \left. + \nabla v_t(\boldsymbol{\tau}) \nabla' v_t(\boldsymbol{\tau}) f_t^X(v_t(\boldsymbol{\tau})) - \nabla v_t(\boldsymbol{\theta}) \nabla' v_t(\boldsymbol{\theta}) f_t^X(v_t(\boldsymbol{\theta})) \right\} \right\| \\
&\leq \mathbb{E} \left\| \nabla^2 v_t(\boldsymbol{\tau}) \left[F_t^X(v_t(\boldsymbol{\tau})) - F_t^X(v_t(\boldsymbol{\theta})) \right] \right\| + \mathbb{E} \left\| F_t^X(v_t(\boldsymbol{\theta})) \left[\nabla^2 v_t(\boldsymbol{\tau}) - \nabla^2 v_t(\boldsymbol{\theta}) \right] \right\| \\
&\quad + \beta \mathbb{E} \left\| \nabla^2 v_t(\boldsymbol{\tau}) - \nabla^2 v_t(\boldsymbol{\theta}) \right\| + \mathbb{E} \left\| \nabla v_t(\boldsymbol{\tau}) \nabla' v_t(\boldsymbol{\tau}) f_t^X(v_t(\boldsymbol{\tau})) - \nabla v_t(\boldsymbol{\theta}) \nabla' v_t(\boldsymbol{\theta}) f_t^X(v_t(\boldsymbol{\theta})) \right\| \\
&=: A_4 + B_4 + C_4 + D_4. \tag{A.28}
\end{aligned}$$

A mean value expansion around $\boldsymbol{\theta}_0^v$ and Assumptions 4–5 imply that

$$\begin{aligned}
A_4 &= \mathbb{E} \left\| \nabla^2 v_t(\boldsymbol{\tau}) \left[F_t^X(v_t(\boldsymbol{\tau})) - F_t^X(v_t(\boldsymbol{\theta})) \right] \right\| \tag{A.29} \\
&\leq \mathbb{E} \left\| V_2(\mathbf{Z}_t) f_t^X(v_t(\boldsymbol{\theta}^*)) \nabla' v_t(\boldsymbol{\theta}^*) (\boldsymbol{\tau} - \boldsymbol{\theta}) \right\| \\
&\leq K \mathbb{E} [V_1(\mathbf{Z}_t) V_2(\mathbf{Z}_t)] \|\boldsymbol{\tau} - \boldsymbol{\theta}\| \\
&\leq K \|V_1(\mathbf{Z}_t)\|_2 \|V_2(\mathbf{Z}_t)\|_2 \|\boldsymbol{\tau} - \boldsymbol{\theta}\| \\
&\leq C \|\boldsymbol{\tau} - \boldsymbol{\theta}\|, \tag{A.30}
\end{aligned}$$

where $\boldsymbol{\theta}^*$ is some value on the line connecting $\boldsymbol{\tau}$ and $\boldsymbol{\theta}$, and the penultimate step uses Hölder's inequality.

By Assumption 4 (v), we have for B_4 and C_4 that

$$B_4 = \mathbb{E} \left\| F_t^X(v_t(\boldsymbol{\theta})) \left[\nabla^2 v_t(\boldsymbol{\tau}) - \nabla^2 v_t(\boldsymbol{\theta}) \right] \right\| \leq \mathbb{E} \|\nabla^2 v_t(\boldsymbol{\tau}) - \nabla^2 v_t(\boldsymbol{\theta})\| \leq C \|\boldsymbol{\tau} - \boldsymbol{\theta}\|, \tag{A.31}$$

$$C_4 = \beta \mathbb{E} \|\nabla^2 v_t(\boldsymbol{\tau}) - \nabla^2 v_t(\boldsymbol{\theta})\| \leq \beta \mathbb{E} [V_3(\mathbf{Z}_t)] \|\boldsymbol{\tau} - \boldsymbol{\theta}\| \leq C \|\boldsymbol{\tau} - \boldsymbol{\theta}\|. \tag{A.32}$$

For D_4 , we use a mean value expansion around $\boldsymbol{\theta}$ to obtain for some $\boldsymbol{\theta}^*$ between $\boldsymbol{\tau}$ and

$\boldsymbol{\theta}$ (where $\boldsymbol{\theta}^*$ may vary from line to line) that

$$\begin{aligned}
D_4 &= \mathbb{E} \left\| \nabla v_t(\boldsymbol{\tau}) \nabla' v_t(\boldsymbol{\tau}) f_t^X(v_t(\boldsymbol{\tau})) - \nabla v_t(\boldsymbol{\theta}) \nabla' v_t(\boldsymbol{\theta}) f_t^X(v_t(\boldsymbol{\theta})) \right\| \\
&= \mathbb{E} \left\| \nabla v_t(\boldsymbol{\tau}) \nabla' v_t(\boldsymbol{\tau}) f_t^X(v_t(\boldsymbol{\tau})) - \nabla v_t(\boldsymbol{\theta}) \nabla' v_t(\boldsymbol{\tau}) f_t^X(v_t(\boldsymbol{\tau})) \right. \\
&\quad \left. + \nabla v_t(\boldsymbol{\theta}) \nabla' v_t(\boldsymbol{\tau}) f_t^X(v_t(\boldsymbol{\tau})) - \nabla v_t(\boldsymbol{\theta}) \nabla' v_t(\boldsymbol{\theta}) f_t^X(v_t(\boldsymbol{\tau})) \right. \\
&\quad \left. + \nabla v_t(\boldsymbol{\theta}) \nabla' v_t(\boldsymbol{\theta}) f_t^X(v_t(\boldsymbol{\tau})) - \nabla v_t(\boldsymbol{\theta}) \nabla' v_t(\boldsymbol{\theta}) f_t^X(v_t(\boldsymbol{\theta})) \right\| \\
&= \mathbb{E} \left\| \nabla^2 v_t(\boldsymbol{\theta}^*)(\boldsymbol{\tau} - \boldsymbol{\theta}) \nabla' v_t(\boldsymbol{\tau}) f_t^X(v_t(\boldsymbol{\tau})) \right. \\
&\quad \left. + \nabla v_t(\boldsymbol{\theta})(\boldsymbol{\tau} - \boldsymbol{\theta})' [\nabla^2 v_t(\boldsymbol{\theta}^*)]' f_t^X(v_t(\boldsymbol{\tau})) \right. \\
&\quad \left. + \nabla v_t(\boldsymbol{\theta}) \nabla' v_t(\boldsymbol{\theta}) \{ f_t^X(v_t(\boldsymbol{\tau})) - f_t^X(v_t(\boldsymbol{\theta})) \} \right\| \\
&\leq \mathbb{E} [KV_2(\mathbf{Z}_t)V_1(\mathbf{Z}_t) + KV_1(\mathbf{Z}_t)V_2(\mathbf{Z}_t) + KV_1^3(\mathbf{Z}_t)] \|\boldsymbol{\tau} - \boldsymbol{\theta}\| \\
&\leq K \left\{ 2\|V_1(\mathbf{Z}_t)\|_2 \|V_2(\mathbf{Z}_t)\|_2 + \mathbb{E}[V_1^3(\mathbf{Z}_t)] \right\} \|\boldsymbol{\tau} - \boldsymbol{\theta}\| \\
&\leq C \|\boldsymbol{\tau} - \boldsymbol{\theta}\|, \tag{A.33}
\end{aligned}$$

where we used Assumptions 4-5.

Plugging (A.30)–(A.33) into (A.28) yields for all $\boldsymbol{\tau}, \boldsymbol{\theta} \in \mathcal{N}(\boldsymbol{\theta}_0^v)$ that

$$\|\boldsymbol{\Lambda}(\boldsymbol{\tau}) - \boldsymbol{\Lambda}(\boldsymbol{\theta})\| \leq C \|\boldsymbol{\tau} - \boldsymbol{\theta}\|. \tag{A.34}$$

Using this, we obtain for $\delta > 0$ with $\{\boldsymbol{\theta} \in \boldsymbol{\Theta}^v: \|\boldsymbol{\theta} - \boldsymbol{\theta}_0^v\| \leq \delta\} \subset \mathcal{N}(\boldsymbol{\theta}_0^v)$ that

$$\begin{aligned}
\mathbb{P} \left\{ \|\boldsymbol{\Lambda}(\boldsymbol{\theta}_n^v) - \boldsymbol{\Lambda}\| > \varepsilon \right\} &= \mathbb{P} \left\{ \|\boldsymbol{\Lambda}(\boldsymbol{\theta}_n^v) - \boldsymbol{\Lambda}(\boldsymbol{\theta}_0^v)\| > \varepsilon \right\} \\
&\leq \mathbb{P} \left\{ \|\boldsymbol{\Lambda}(\boldsymbol{\theta}_n^v) - \boldsymbol{\Lambda}(\boldsymbol{\theta}_0^v)\| > \varepsilon, \|\boldsymbol{\theta}_n^v - \boldsymbol{\theta}_0^v\| \leq \delta \right\} + \mathbb{P} \left\{ \|\boldsymbol{\theta}_n^v - \boldsymbol{\theta}_0^v\| > \delta \right\} \\
&\leq \mathbb{P} \left\{ \sup_{\|\boldsymbol{\theta} - \boldsymbol{\theta}_0^v\| \leq \delta} \|\boldsymbol{\Lambda}(\boldsymbol{\theta}) - \boldsymbol{\Lambda}(\boldsymbol{\theta}_0^v)\| > \varepsilon \right\} + o(1) \\
&\leq \mathbb{P} \left\{ \sup_{\|\boldsymbol{\theta} - \boldsymbol{\theta}_0^v\| \leq \delta} C \|\boldsymbol{\theta} - \boldsymbol{\theta}_0^v\| > \varepsilon \right\} + o(1) \\
&= 0 + o(1),
\end{aligned}$$

where the final line additionally requires $\delta < \varepsilon/C$. This shows that $\boldsymbol{\Lambda}(\boldsymbol{\theta}_n^v) \xrightarrow{\mathbb{P}} \boldsymbol{\Lambda}$. By Assumption 6 and continuity of $\boldsymbol{\Lambda}(\cdot)$ (from (A.34)), $\boldsymbol{\Lambda}(\boldsymbol{\theta}^v)$ is non-singular in a neighborhood of $\boldsymbol{\theta}_0^v$. Therefore, the continuous mapping theorem (CMT) applied to $\boldsymbol{\Lambda}(\boldsymbol{\theta}_n^v) \xrightarrow{\mathbb{P}} \boldsymbol{\Lambda}$ implies that $\boldsymbol{\Lambda}^{-1}(\boldsymbol{\theta}_n^v) \xrightarrow{\mathbb{P}} \boldsymbol{\Lambda}^{-1}$, as desired. \square

Lemma V.2. Suppose Assumptions 1–7 hold. Then, as $n \rightarrow \infty$,

$$\sqrt{n}\widehat{\lambda}_n(\widehat{\boldsymbol{\theta}}_n^v) = o_{\mathbb{P}}(1).$$

Proof: We adopt the proof strategy of [Ruppert and Carroll \(1980, Proof of Lemma A.2\)](#), which was subsequently used by, e.g., [Engle and Manganelli \(2004, Proof of Theorem 2\)](#) and [Patton *et al.* \(2019, Proof of Lemma 2\)](#).

Recall from Assumption 1 (ii) that $\boldsymbol{\Theta}^v \subset \mathbb{R}^p$, such that $\boldsymbol{\theta}^v$ is a p -dimensional parameter vector. Let $\mathbf{e}_1, \dots, \mathbf{e}_p$ denote the standard basis of \mathbb{R}^p and define for $a \in \mathbb{R}$

$$S_{j,n}^{\text{VaR}}(a) := \frac{1}{\sqrt{n}} \sum_{t=1}^n S^{\text{VaR}}(v_t(\widehat{\boldsymbol{\theta}}_n^v + a\mathbf{e}_j), X_t), \quad j = 1, \dots, p.$$

Let $G_{j,n}(a)$ be the right partial derivative of $S_{j,n}^{\text{VaR}}(a)$, such that (see (A.17))

$$G_{j,n}(a) = \frac{1}{\sqrt{n}} \sum_{t=1}^n \nabla_j v_t(\widehat{\boldsymbol{\theta}}_n^v + a\mathbf{e}_j) [\mathbb{1}_{\{X_t \leq v_t(\widehat{\boldsymbol{\theta}}_n^v + a\mathbf{e}_j)\}} - \beta],$$

where $\nabla_j v_t(\cdot)$ is the j -th component of $\nabla v_t(\cdot)$. Then, $G_{j,n}(0) = \lim_{\xi \downarrow 0} G_{j,n}(\xi)$ is the right partial derivative of

$$S_n^{\text{VaR}}(\boldsymbol{\theta}^v) := \frac{1}{\sqrt{n}} \sum_{t=1}^n S^{\text{VaR}}(v_t(\boldsymbol{\theta}^v), X_t)$$

at $\widehat{\boldsymbol{\theta}}_n^v$ in the direction $\boldsymbol{\theta}_j^v$, where $\boldsymbol{\theta}^v = (\boldsymbol{\theta}_1^v, \dots, \boldsymbol{\theta}_p^v)'$. Correspondingly, $\lim_{\xi \downarrow 0} G_{j,n}(-\xi)$ is the left partial derivative. Because $S_n^{\text{VaR}}(\cdot)$ achieves its minimum at $\widehat{\boldsymbol{\theta}}_n^v$, the left derivative must be non-positive and the right derivative must be non-negative, such that for any sufficiently small $\xi > 0$,

$$G_{j,n}(-\xi) \leq G_{j,n}(0) \leq G_{j,n}(\xi).$$

Thus,

$$\begin{aligned} |G_{j,n}(0)| &\leq G_{j,n}(\xi) - G_{j,n}(-\xi) \\ &= \frac{1}{\sqrt{n}} \sum_{t=1}^n \nabla_j v_t(\widehat{\boldsymbol{\theta}}_n^v + \xi\mathbf{e}_j) [\mathbb{1}_{\{X_t \leq v_t(\widehat{\boldsymbol{\theta}}_n^v + \xi\mathbf{e}_j)\}} - \beta] \\ &\quad - \frac{1}{\sqrt{n}} \sum_{t=1}^n \nabla_j v_t(\widehat{\boldsymbol{\theta}}_n^v - \xi\mathbf{e}_j) [\mathbb{1}_{\{X_t \leq v_t(\widehat{\boldsymbol{\theta}}_n^v - \xi\mathbf{e}_j)\}} - \beta] \\ &= \frac{1}{\sqrt{n}} \sum_{t=1}^n \left[\nabla_j v_t(\widehat{\boldsymbol{\theta}}_n^v + \xi\mathbf{e}_j) \mathbb{1}_{\{X_t \leq v_t(\widehat{\boldsymbol{\theta}}_n^v + \xi\mathbf{e}_j)\}} - \nabla_j v_t(\widehat{\boldsymbol{\theta}}_n^v - \xi\mathbf{e}_j) \mathbb{1}_{\{X_t \leq v_t(\widehat{\boldsymbol{\theta}}_n^v - \xi\mathbf{e}_j)\}} \right] \end{aligned} \tag{A.35}$$

$$-\frac{\beta}{\sqrt{n}} \sum_{t=1}^n [\nabla_j v_t(\hat{\boldsymbol{\theta}}_n^v + \xi \mathbf{e}_j) - \nabla_j v_t(\hat{\boldsymbol{\theta}}_n^v - \xi \mathbf{e}_j)]. \quad (\text{A.36})$$

By continuity of $\nabla v_t(\cdot)$ (see Assumption 4 (i)) it follows for (A.36) that a.s.

$$\lim_{\xi \downarrow 0} \frac{\beta}{\sqrt{n}} \sum_{t=1}^n [\nabla_j v_t(\hat{\boldsymbol{\theta}}_n^v + \xi \mathbf{e}_j) - \nabla_j v_t(\hat{\boldsymbol{\theta}}_n^v - \xi \mathbf{e}_j)] = 0. \quad (\text{A.37})$$

For the term in (A.35), we consider the three cases $X_t < v_t(\hat{\boldsymbol{\theta}}_n^v)$, $X_t = v_t(\hat{\boldsymbol{\theta}}_n^v)$ and $X_t > v_t(\hat{\boldsymbol{\theta}}_n^v)$ for each $t = 1, \dots, n$. In case $X_t < v_t(\hat{\boldsymbol{\theta}}_n^v)$ both indicators equal one for sufficiently small $\xi > 0$ (by continuity of $v_t(\cdot)$), such that

$$\begin{aligned} & \left[\nabla_j v_t(\hat{\boldsymbol{\theta}}_n^v + \xi \mathbf{e}_j) \mathbb{1}_{\{X_t \leq v_t(\hat{\boldsymbol{\theta}}_n^v + \xi \mathbf{e}_j)\}} - \nabla_j v_t(\hat{\boldsymbol{\theta}}_n^v - \xi \mathbf{e}_j) \mathbb{1}_{\{X_t \leq v_t(\hat{\boldsymbol{\theta}}_n^v - \xi \mathbf{e}_j)\}} \right] \\ & = \left[\nabla_j v_t(\hat{\boldsymbol{\theta}}_n^v + \xi \mathbf{e}_j) - \nabla_j v_t(\hat{\boldsymbol{\theta}}_n^v - \xi \mathbf{e}_j) \right] \xrightarrow[\xi \downarrow 0]{\text{a.s.}} 0. \end{aligned} \quad (\text{A.38})$$

When $X_t > v_t(\hat{\boldsymbol{\theta}}_n^v)$ both indicators equal zero for sufficiently small $\xi > 0$, such that

$$\left[\nabla_j v_t(\hat{\boldsymbol{\theta}}_n^v + \xi \mathbf{e}_j) \mathbb{1}_{\{X_t \leq v_t(\hat{\boldsymbol{\theta}}_n^v + \xi \mathbf{e}_j)\}} - \nabla_j v_t(\hat{\boldsymbol{\theta}}_n^v - \xi \mathbf{e}_j) \mathbb{1}_{\{X_t \leq v_t(\hat{\boldsymbol{\theta}}_n^v - \xi \mathbf{e}_j)\}} \right] \xrightarrow[\xi \downarrow 0]{\text{a.s.}} 0. \quad (\text{A.39})$$

If $X_t = v_t(\hat{\boldsymbol{\theta}}_n^v)$, then it may still happen that both indicators have equal values in the limit as $\xi \downarrow 0$ (namely when $v_t(\cdot)$ has a local extremum in $\hat{\boldsymbol{\theta}}_n^v$), in which case the above arguments show that

$$\left[\nabla_j v_t(\hat{\boldsymbol{\theta}}_n^v + \xi \mathbf{e}_j) \mathbb{1}_{\{X_t \leq v_t(\hat{\boldsymbol{\theta}}_n^v + \xi \mathbf{e}_j)\}} - \nabla_j v_t(\hat{\boldsymbol{\theta}}_n^v - \xi \mathbf{e}_j) \mathbb{1}_{\{X_t \leq v_t(\hat{\boldsymbol{\theta}}_n^v - \xi \mathbf{e}_j)\}} \right] \xrightarrow[\xi \downarrow 0]{\text{a.s.}} 0. \quad (\text{A.40})$$

So it remains to consider the case where the indicators differ from each other in the limit for $\xi \downarrow 0$ (i.e., are equal to 0 and 1). Then,

$$\begin{aligned} & \lim_{\xi \downarrow 0} \left| \nabla_j v_t(\hat{\boldsymbol{\theta}}_n^v + \xi \mathbf{e}_j) \mathbb{1}_{\{X_t \leq v_t(\hat{\boldsymbol{\theta}}_n^v + \xi \mathbf{e}_j)\}} - \nabla_j v_t(\hat{\boldsymbol{\theta}}_n^v - \xi \mathbf{e}_j) \mathbb{1}_{\{X_t \leq v_t(\hat{\boldsymbol{\theta}}_n^v - \xi \mathbf{e}_j)\}} \right| \\ & \leq |\nabla_j v_t(\hat{\boldsymbol{\theta}}_n^v)| \mathbb{1}_{\{X_t = v_t(\hat{\boldsymbol{\theta}}_n^v)\}}. \end{aligned} \quad (\text{A.41})$$

Therefore, for the term in (A.35) it follows from (A.38)–(A.41) that a.s.

$$\begin{aligned} & \lim_{\xi \downarrow 0} \frac{1}{\sqrt{n}} \sum_{t=1}^n \left[\nabla_j v_t(\hat{\boldsymbol{\theta}}_n^v + \xi \mathbf{e}_j) \mathbb{1}_{\{X_t \leq v_t(\hat{\boldsymbol{\theta}}_n^v + \xi \mathbf{e}_j)\}} - \nabla_j v_t(\hat{\boldsymbol{\theta}}_n^v - \xi \mathbf{e}_j) \mathbb{1}_{\{X_t \leq v_t(\hat{\boldsymbol{\theta}}_n^v - \xi \mathbf{e}_j)\}} \right] \\ & \leq \frac{1}{\sqrt{n}} \sum_{t=1}^n |\nabla_j v_t(\hat{\boldsymbol{\theta}}_n^v)| \mathbb{1}_{\{X_t = v_t(\hat{\boldsymbol{\theta}}_n^v)\}}. \end{aligned} \quad (\text{A.42})$$

Combining (A.37) and (A.42), we obtain upon letting $\xi \downarrow 0$ that a.s.

$$\begin{aligned}
|G_{j,n}(0)| &\leq \frac{1}{\sqrt{n}} \sum_{t=1}^n |\nabla_j v_t(\widehat{\boldsymbol{\theta}}_n^v)| \mathbb{1}_{\{X_t=v_t(\widehat{\boldsymbol{\theta}}_n^v)\}} \\
&\leq \frac{1}{\sqrt{n}} \left[\max_{t=1,\dots,n} V_1(\mathbf{Z}_t) \right] \sum_{t=1}^n \mathbb{1}_{\{X_t=v_t(\widehat{\boldsymbol{\theta}}_n^v)\}} \\
&\leq \frac{1}{\sqrt{n}} \left[\max_{t=1,\dots,n} V_1(\mathbf{Z}_t) \right] \sup_{\boldsymbol{\theta}^v \in \boldsymbol{\Theta}^v} \sum_{t=1}^n \mathbb{1}_{\{X_t=v_t(\boldsymbol{\theta}^v)\}}.
\end{aligned} \tag{A.43}$$

Subadditivity, Markov's inequality and Assumption 5 imply in turn that

$$\begin{aligned}
\mathbb{P}\left\{n^{-1/2} \max_{t=1,\dots,n} V_1(\mathbf{Z}_t) > \varepsilon\right\} &\leq \sum_{t=1}^n \mathbb{P}\left\{V_1(\mathbf{Z}_t) > \varepsilon n^{1/2}\right\} \\
&\leq \sum_{t=1}^n \varepsilon^{-3} n^{-3/2} \mathbb{E}[V_1^3(\mathbf{Z}_t)] \\
&= O(n^{-1/2}) \\
&= o(1),
\end{aligned}$$

such that $n^{-1/2} \max_{t=1,\dots,n} V_1(\mathbf{Z}_t) = o_{\mathbb{P}}(1)$. Plugging this and Assumption 7 into (A.43) yields that

$$|G_{j,n}(0)| = o_{\mathbb{P}}(1)O(1) = o_{\mathbb{P}}(1).$$

As this holds for every $j = 1, \dots, p$, we get that

$$\frac{1}{\sqrt{n}} \sum_{t=1}^n \mathbf{v}_t(\widehat{\boldsymbol{\theta}}_n^v) = \frac{1}{\sqrt{n}} \sum_{t=1}^n \nabla v_t(\widehat{\boldsymbol{\theta}}_n^v) [\mathbb{1}_{\{X_t \leq v_t(\widehat{\boldsymbol{\theta}}_n^v)\}} - \beta] = o_{\mathbb{P}}(1),$$

which is just the conclusion. \square

For the proof of Lemma V.3 below, we require the following preliminary result.

Lemma 3. *Suppose Assumptions 1–7 hold. Then, $\mathbf{v}_t(\cdot)$ forms a type IV class in the sense of Andrews (1994, p. 2278) with index $p = 2r$ (where $r > 1$ is from Assumption 2).*

Proof: Write $\mathbf{v}_t(\cdot) = (\mathbf{v}_t^{(1)}(\cdot), \dots, \mathbf{v}_t^{(p)}(\cdot))'$. To prove the lemma, we have to show that there exist constants $C > 0$ and $\psi > 0$, such that

$$\sup_{t \in \mathbb{N}} \left\| \sup_{\|\tilde{\boldsymbol{\theta}}^v - \boldsymbol{\theta}^v\| \leq \delta} |\mathbf{v}_t^{(i)}(\tilde{\boldsymbol{\theta}}^v) - \mathbf{v}_t^{(i)}(\boldsymbol{\theta}^v)| \right\|_{2r} \leq C\delta^\psi \tag{A.44}$$

for all $i = 1, \dots, p$, all $\boldsymbol{\theta}^v \in \boldsymbol{\Theta}^v$ and all $\delta > 0$ in some neighborhood of 0. Fix $i \in \{1, \dots, p\}$,

$\boldsymbol{\theta}^v \in \boldsymbol{\Theta}^v$ and $\delta > 0$ such that $\{\tilde{\boldsymbol{\theta}}^v: \|\tilde{\boldsymbol{\theta}}^v - \boldsymbol{\theta}^v\| \leq \delta\} \subset \boldsymbol{\Theta}^v$. Then,

$$\begin{aligned}
& \left\| \sup_{\|\tilde{\boldsymbol{\theta}}^v - \boldsymbol{\theta}^v\| \leq \delta} \left| \mathbf{v}_t^{(i)}(\tilde{\boldsymbol{\theta}}^v) - \mathbf{v}_t^{(i)}(\boldsymbol{\theta}^v) \right| \right\|_{2r} \\
&= \left\| \sup_{\|\tilde{\boldsymbol{\theta}}^v - \boldsymbol{\theta}^v\| \leq \delta} \left| \nabla_i v_t(\tilde{\boldsymbol{\theta}}^v) [\mathbf{1}_{\{X_t \leq v_t(\tilde{\boldsymbol{\theta}}^v)\}} - \beta] - \nabla_i v_t(\boldsymbol{\theta}^v) [\mathbf{1}_{\{X_t \leq v_t(\boldsymbol{\theta}^v)\}} - \beta] \right| \right\|_{2r} \\
&= \left\| \sup_{\|\tilde{\boldsymbol{\theta}}^v - \boldsymbol{\theta}^v\| \leq \delta} \left| [\nabla_i v_t(\tilde{\boldsymbol{\theta}}^v) - \nabla_i v_t(\boldsymbol{\theta}^v)] [\mathbf{1}_{\{X_t \leq v_t(\tilde{\boldsymbol{\theta}}^v)\}} - \beta] \right. \right. \\
&\quad \left. \left. + \nabla_i v_t(\boldsymbol{\theta}^v) [\mathbf{1}_{\{X_t \leq v_t(\tilde{\boldsymbol{\theta}}^v)\}} - \mathbf{1}_{\{X_t \leq v_t(\boldsymbol{\theta}^v)\}}] \right| \right\|_{2r} \\
&\leq \left\| \sup_{\|\tilde{\boldsymbol{\theta}}^v - \boldsymbol{\theta}^v\| \leq \delta} \left| [\nabla_i v_t(\tilde{\boldsymbol{\theta}}^v) - \nabla_i v_t(\boldsymbol{\theta}^v)] [\mathbf{1}_{\{X_t \leq v_t(\tilde{\boldsymbol{\theta}}^v)\}} - \beta] \right| \right\|_{2r} \\
&\quad + \left\| \sup_{\|\tilde{\boldsymbol{\theta}}^v - \boldsymbol{\theta}^v\| \leq \delta} \left| \nabla_i v_t(\boldsymbol{\theta}^v) [\mathbf{1}_{\{X_t \leq v_t(\tilde{\boldsymbol{\theta}}^v)\}} - \mathbf{1}_{\{X_t \leq v_t(\boldsymbol{\theta}^v)\}}] \right| \right\|_{2r} \\
&=: A_{5t} + B_{5t},
\end{aligned}$$

where the third step follows from Minkowski's inequality.

Consider the two terms separately. Use the MVT and Assumptions 4 (iv) and 5 to write

$$\begin{aligned}
A_{5t} &\leq \left\| \sup_{\|\tilde{\boldsymbol{\theta}}^v - \boldsymbol{\theta}^v\| \leq \delta} \left| \nabla_{(i,\cdot)}^2 v_t(\boldsymbol{\theta}^*) (\tilde{\boldsymbol{\theta}}^v - \boldsymbol{\theta}^v) \right| \right\|_{2r} \\
&\leq \left\| \sup_{\boldsymbol{\theta}^v \in \boldsymbol{\Theta}^v} \left| \nabla_{(i,\cdot)}^2 v_t(\boldsymbol{\theta}^v) \right| \right\|_{2r} \delta \\
&\leq \|V_2(\mathbf{Z}_t)\|_{2r} \delta \\
&\leq C\delta,
\end{aligned}$$

where $\nabla_{(i,\cdot)}^2$ denotes the i -th row of the Hessian. Furthermore, arguing similarly as for (A.16),

$$\begin{aligned}
B_{5t} &\leq \left\| V_1(\mathbf{Z}_t) [\mathbf{1}_{\{X_t \leq v_t(\tilde{\boldsymbol{\theta}}^v)\}} - \mathbf{1}_{\{X_t \leq v_t(\boldsymbol{\theta}^v)\}}] \right\|_{2r} \\
&\leq \|V_1(\mathbf{Z}_t)\|_{4r} \|\mathbf{1}_{\{X_t \leq v_t(\tilde{\boldsymbol{\theta}}^v)\}} - \mathbf{1}_{\{X_t \leq v_t(\boldsymbol{\theta}^v)\}}\|_{4r} \\
&\leq C\delta^{1/(4r)}.
\end{aligned}$$

Overall, (A.44) follows with $\psi = 1/(4r)$. \square

Lemma V.3. Suppose Assumptions 1–7 hold. Then, (on a possibly enlarged probability space) there exists a sequence of zero-mean Gaussian processes $\mathbf{B}^{(n)}(\cdot)$ with a.s. continuous

sample paths and covariance function $\boldsymbol{\Gamma}(\cdot, \cdot)$, such that

$$\sup_{\boldsymbol{\theta}^v \in \Theta^v} \left\| \sqrt{n} [\widehat{\boldsymbol{\lambda}}_n(\boldsymbol{\theta}^v) - \boldsymbol{\lambda}(\boldsymbol{\theta}^v)] - \mathbf{B}^{(n)}(\boldsymbol{\theta}^v) \right\| = o_{\mathbb{P}}(1),$$

where the covariance function satisfies

$$\boldsymbol{\Gamma}(\boldsymbol{\theta}^v, \boldsymbol{\theta}^v) = \mathbb{E}[\mathbf{v}_1(\boldsymbol{\theta}^v) \mathbf{v}'_1(\boldsymbol{\theta}^v)] + \sum_{j=1}^{\infty} \left\{ \mathbb{E}[\mathbf{v}_1(\boldsymbol{\theta}^v) \mathbf{v}'_{1+j}(\boldsymbol{\theta}^v)] + \mathbb{E}[\mathbf{v}_{1+j}(\boldsymbol{\theta}^v) \mathbf{v}'_1(\boldsymbol{\theta}^v)] \right\}.$$

Proof: The arguments resemble those used to show (A.4) in the proof of Proposition 1. Note that $\mathbf{v}_t(\cdot)$ has uniformly bounded $2r$ -th moments, because

$$\mathbb{E} \left[\sup_{\boldsymbol{\theta}^v \in \Theta^v} \|\mathbf{v}_t(\boldsymbol{\theta}^v)\|^{2r} \right] \leq \mathbb{E}[V_1^{2r}(\mathbf{Z}_t)] \leq C < \infty.$$

From Lemma 3 and Theorem 5 of Andrews (1994) it follows that $\mathbf{v}_t(\cdot)$ satisfies ‘‘Ossiander’s L^{2r} -entropy condition’’ (with ‘‘ L^{2r} -envelope’’ given by the supremum $\sup_{\boldsymbol{\theta}^v \in \Theta^v} \|\mathbf{v}_t(\boldsymbol{\theta}^v)\|$).

Moreover, the mixing condition of Theorem 1 in Doukhan *et al.* (1995) is satisfied due to $\sum_{t=1}^{\infty} t^{1/(r-1)} \beta(t) < \infty$ from Assumption 2 (and standard mixing inequalities from, e.g., Bradley (2005)).

Therefore, the desired FCLT follows from Theorem 1 and Application 1 of Doukhan *et al.* (1995). \square

A.3 Asymptotic Normality of the MES Parameter Estimator

Proving asymptotic normality of $\widehat{\boldsymbol{\theta}}_n^m$ requires some further notation and lemmas. To make the analogy to the proof of the asymptotic normality of $\widehat{\boldsymbol{\theta}}_n^v$ more explicit, we label the lemmas as Lemma M.1–M.3, which play the analogous roles of Lemmas V.1–V.3.

Define

$$\mathbf{m}_t(\boldsymbol{\theta}^m, \boldsymbol{\theta}^v) := \mathbf{1}_{\{X_t > v_t(\boldsymbol{\theta}^v)\}} \nabla m_t(\boldsymbol{\theta}^m) [m_t(\boldsymbol{\theta}^m) - Y_t]. \quad (\text{A.45})$$

Similarly as $\mathbf{v}_t(\boldsymbol{\theta}^v)$ from (A.17) in Section A.2, this quantity has the interpretation of the MES score with respect to the MES parameters, i.e., $\frac{\partial}{\partial \boldsymbol{\theta}^m} S^{\text{MES}}((v_t(\boldsymbol{\theta}^v), m_t(\boldsymbol{\theta}^m))', (X_t, Y_t)')$. To see this, observe that

$$\frac{\partial}{\partial m} S^{\text{MES}}((v, m)', (x, y)') = \mathbf{1}_{\{x > v\}} [m - y],$$

such that by the chain rule,

$$\frac{\partial}{\partial \boldsymbol{\theta}^m} S^{\text{MES}}((v_t(\boldsymbol{\theta}^v), m_t(\boldsymbol{\theta}^m))', (X_t, Y_t)') = \mathbf{1}_{\{X_t > v_t(\boldsymbol{\theta}^v)\}} \nabla m_t(\boldsymbol{\theta}^m) [m_t(\boldsymbol{\theta}^m) - Y_t] = \mathbf{m}_t(\boldsymbol{\theta}^m, \boldsymbol{\theta}^v).$$

By the LIE, (A.45) implies that

$$\begin{aligned}\mathbb{E}[\mathbf{m}_t(\boldsymbol{\theta}^m, \boldsymbol{\theta}^v)] &= \mathbb{E}\left[\mathbb{1}_{\{X_t > v_t(\boldsymbol{\theta}^v)\}} \nabla m_t(\boldsymbol{\theta}^m) \{m_t(\boldsymbol{\theta}^m) - Y_t\}\right] \\ &= \mathbb{E}\left[\nabla m_t(\boldsymbol{\theta}^m) \left\{m_t(\boldsymbol{\theta}^m) \mathbb{E}_t[\mathbb{1}_{\{X_t > v_t(\boldsymbol{\theta}^v)\}}] - \mathbb{E}_t[\mathbb{1}_{\{X_t > v_t(\boldsymbol{\theta}^v)\}} Y_t]\right\}\right] \\ &= \mathbb{E}\left[\nabla m_t(\boldsymbol{\theta}^m) \left\{m_t(\boldsymbol{\theta}^m) \bar{F}_t^X(v_t(\boldsymbol{\theta}^v)) - \int_{v_t(\boldsymbol{\theta}^v)}^{\infty} \int_{-\infty}^{\infty} y f_t(x, y) dy dx\right\}\right],\end{aligned}$$

where $\bar{F}_t^X(\cdot) = 1 - F_t^X(\cdot)$ denotes the survivor function. Finally, Assumptions 4–5 and the DCT allow us to interchange differentiation and expectation to yield that

$$\begin{aligned}\frac{\partial}{\partial \boldsymbol{\theta}^m} \mathbb{E}[\mathbf{m}_t(\boldsymbol{\theta}^m, \boldsymbol{\theta}^v)] &= \mathbb{E}\left[\left\{\nabla^2 m_t(\boldsymbol{\theta}^m) m_t(\boldsymbol{\theta}^m) + \nabla m_t(\boldsymbol{\theta}^m) \nabla' m_t(\boldsymbol{\theta}^m)\right\} \bar{F}_t^X(v_t(\boldsymbol{\theta}^v))\right] \\ &\quad - \mathbb{E}\left[\nabla^2 m_t(\boldsymbol{\theta}^m) \int_{v_t(\boldsymbol{\theta}^v)}^{\infty} \int_{-\infty}^{\infty} y f_t(x, y) dy dx\right],\end{aligned}\tag{A.46}$$

$$\begin{aligned}\frac{\partial}{\partial \boldsymbol{\theta}^v} \mathbb{E}[\mathbf{m}_t(\boldsymbol{\theta}^m, \boldsymbol{\theta}^v)] &= \mathbb{E}\left[\nabla m_t(\boldsymbol{\theta}^m) \nabla' v_t(\boldsymbol{\theta}^v) \left\{\int_{-\infty}^{\infty} y f_t(v_t(\boldsymbol{\theta}^v), y) dy - m_t(\boldsymbol{\theta}^m) f_t^X(v_t(\boldsymbol{\theta}^v))\right\}\right].\end{aligned}\tag{A.47}$$

Evaluating these quantities at the true parameters gives

$$\begin{aligned}\mathbf{A}_{(1)} &= \frac{\partial}{\partial \boldsymbol{\theta}^m} \mathbb{E}[\mathbf{m}_t(\boldsymbol{\theta}^m, \boldsymbol{\theta}^v)] \Big|_{\substack{\boldsymbol{\theta}^m = \boldsymbol{\theta}_0^m \\ \boldsymbol{\theta}^v = \boldsymbol{\theta}_0^v}} \\ &= (1 - \beta) \mathbb{E}\left[\nabla m_t(\boldsymbol{\theta}_0^m) \nabla' m_t(\boldsymbol{\theta}_0^m)\right], \\ \mathbf{A}_{(2)} &= \frac{\partial}{\partial \boldsymbol{\theta}^v} \mathbb{E}[\mathbf{m}_t(\boldsymbol{\theta}^m, \boldsymbol{\theta}^v)] \Big|_{\substack{\boldsymbol{\theta}^m = \boldsymbol{\theta}_0^m \\ \boldsymbol{\theta}^v = \boldsymbol{\theta}_0^v}} \\ &= \mathbb{E}\left[\nabla m_t(\boldsymbol{\theta}_0^m) \nabla' v_t(\boldsymbol{\theta}_0^v) \left\{\int_{-\infty}^{\infty} y f_t(v_t(\boldsymbol{\theta}_0^v), y) dy - m_t(\boldsymbol{\theta}_0^m) f_t^X(v_t(\boldsymbol{\theta}_0^v))\right\}\right],\end{aligned}$$

where we used for $\mathbf{A}_{(1)}$ that $\bar{F}_t^X(v_t(\boldsymbol{\theta}_0^v)) = 1 - \beta$ and

$$\int_{v_t(\boldsymbol{\theta}_0^v)}^{\infty} \int_{-\infty}^{\infty} y f_t(x, y) dy dx = \mathbb{E}_t[Y_t | X_t \geq v_t(\boldsymbol{\theta}_0^v)](1 - \beta) = m_t(\boldsymbol{\theta}_0^m)(1 - \beta).$$

By virtue of Assumption 2, $\mathbf{A}_{(1)}$ and $\mathbf{A}_{(2)}$ do not depend on t .

The crucial step in the proof is once again to apply the FCLT of Doukhan *et al.* (1995). For this, we require some additional notation:

$$\begin{aligned}\widehat{\boldsymbol{\lambda}}_n(\boldsymbol{\theta}^m, \boldsymbol{\theta}^v) &= \frac{1}{n} \sum_{t=1}^n \mathbf{m}_t(\boldsymbol{\theta}^m, \boldsymbol{\theta}^v), \\ \boldsymbol{\lambda}(\boldsymbol{\theta}^m, \boldsymbol{\theta}^v) &= \mathbb{E}[\mathbf{m}_t(\boldsymbol{\theta}^m, \boldsymbol{\theta}^v)],\end{aligned}$$

$$\begin{aligned}\mathbf{A}_{(1)}(\boldsymbol{\theta}^{m*}, \boldsymbol{\theta}^{v*}) &= \frac{\partial}{\partial \boldsymbol{\theta}^m} \mathbb{E}[\mathbf{m}_t(\boldsymbol{\theta}^m, \boldsymbol{\theta}^v)] \Big|_{\substack{\boldsymbol{\theta}^m = \boldsymbol{\theta}^{m*}, \\ \boldsymbol{\theta}^v = \boldsymbol{\theta}^{v*}}}, \\ \mathbf{A}_{(2)}(\boldsymbol{\theta}^{m*}, \boldsymbol{\theta}^{v*}) &= \frac{\partial}{\partial \boldsymbol{\theta}^v} \mathbb{E}[\mathbf{m}_t(\boldsymbol{\theta}^m, \boldsymbol{\theta}^v)] \Big|_{\substack{\boldsymbol{\theta}^m = \boldsymbol{\theta}^{m*}, \\ \boldsymbol{\theta}^v = \boldsymbol{\theta}^{v*}}},\end{aligned}$$

and note that $\mathbf{A}_{(1)} = \mathbf{A}_{(1)}(\boldsymbol{\theta}_0^m, \boldsymbol{\theta}_0^v)$ and $\mathbf{A}_{(2)} = \mathbf{A}_{(2)}(\boldsymbol{\theta}_0^m, \boldsymbol{\theta}_0^v)$.

We again give a general outline of the proof with the required Lemmas M.1–M.3 to be found in Section A.3.1.

Proof of Theorem 1 (Asymptotic normality of $\widehat{\boldsymbol{\theta}}_n^m$): The MVT (applied around $\boldsymbol{\theta}_0^m$ in the first line and around $\boldsymbol{\theta}_0^v$ in the second line) and $\boldsymbol{\lambda}(\boldsymbol{\theta}_0^m, \boldsymbol{\theta}_0^v) = \mathbf{0}$ imply that

$$\begin{aligned}\boldsymbol{\lambda}(\widehat{\boldsymbol{\theta}}_n^m, \widehat{\boldsymbol{\theta}}_n^v) &= \boldsymbol{\lambda}(\boldsymbol{\theta}_0^m, \widehat{\boldsymbol{\theta}}_n^v) + \mathbf{A}_{(1)}(\boldsymbol{\theta}^{m*}, \widehat{\boldsymbol{\theta}}_n^v)(\widehat{\boldsymbol{\theta}}_n^m - \boldsymbol{\theta}_0^m) \\ &= \boldsymbol{\lambda}(\boldsymbol{\theta}_0^m, \boldsymbol{\theta}_0^v) + \mathbf{A}_{(2)}(\boldsymbol{\theta}_0^m, \boldsymbol{\theta}^{v*})(\widehat{\boldsymbol{\theta}}_n^v - \boldsymbol{\theta}_0^v) + \mathbf{A}_{(1)}(\boldsymbol{\theta}^{m*}, \widehat{\boldsymbol{\theta}}_n^v)(\widehat{\boldsymbol{\theta}}_n^m - \boldsymbol{\theta}_0^m) \\ &= \mathbf{A}_{(2)}(\boldsymbol{\theta}_0^m, \boldsymbol{\theta}^{v*})(\widehat{\boldsymbol{\theta}}_n^v - \boldsymbol{\theta}_0^v) + \mathbf{A}_{(1)}(\boldsymbol{\theta}^{m*}, \widehat{\boldsymbol{\theta}}_n^v)(\widehat{\boldsymbol{\theta}}_n^m - \boldsymbol{\theta}_0^m)\end{aligned}$$

for some $\boldsymbol{\theta}^{m*}$ ($\boldsymbol{\theta}^{v*}$) on the line connecting $\widehat{\boldsymbol{\theta}}_n^m$ and $\boldsymbol{\theta}_0^m$ ($\widehat{\boldsymbol{\theta}}_n^v$ and $\boldsymbol{\theta}_0^v$). (Recall our convention to slightly abuse notation when applying the mean value theorem to multivariate functions. Again, the argument goes through componentwise, yet the notation would be more complicated.) Expanding the left-hand side of the above display gives that

$$\begin{aligned}\widehat{\boldsymbol{\lambda}}_n(\widehat{\boldsymbol{\theta}}_n^m, \widehat{\boldsymbol{\theta}}_n^v) &- \left\{ [\widehat{\boldsymbol{\lambda}}_n(\widehat{\boldsymbol{\theta}}_n^m, \widehat{\boldsymbol{\theta}}_n^v) - \boldsymbol{\lambda}(\widehat{\boldsymbol{\theta}}_n^m, \widehat{\boldsymbol{\theta}}_n^v)] - [\widehat{\boldsymbol{\lambda}}_n(\boldsymbol{\theta}_0^m, \boldsymbol{\theta}_0^v) - \boldsymbol{\lambda}(\boldsymbol{\theta}_0^m, \boldsymbol{\theta}_0^v)] \right\} \\ &\quad - [\widehat{\boldsymbol{\lambda}}_n(\boldsymbol{\theta}_0^m, \boldsymbol{\theta}_0^v) - \boldsymbol{\lambda}(\boldsymbol{\theta}_0^m, \boldsymbol{\theta}_0^v)] \\ &= \mathbf{A}_{(2)}(\boldsymbol{\theta}_0^m, \boldsymbol{\theta}^{v*})(\widehat{\boldsymbol{\theta}}_n^v - \boldsymbol{\theta}_0^v) + \mathbf{A}_{(1)}(\boldsymbol{\theta}^{m*}, \widehat{\boldsymbol{\theta}}_n^v)(\widehat{\boldsymbol{\theta}}_n^m - \boldsymbol{\theta}_0^m) \\ &= \mathbf{A}_{(2)}(\boldsymbol{\theta}_0^m, \boldsymbol{\theta}^{v*})[-\mathbf{A}^{-1} + o_{\mathbb{P}}(1)] \left[\widehat{\boldsymbol{\lambda}}_n(\boldsymbol{\theta}_0^v) - \boldsymbol{\lambda}(\boldsymbol{\theta}_0^v) + o_{\mathbb{P}}(1/\sqrt{n}) \right] + \mathbf{A}_{(1)}(\boldsymbol{\theta}^{m*}, \widehat{\boldsymbol{\theta}}_n^v)(\widehat{\boldsymbol{\theta}}_n^m - \boldsymbol{\theta}_0^m),\end{aligned}\tag{A.48}$$

where we used (A.24) and the subsequent items (i)–(iv) in the final step (and recalling that $\boldsymbol{\lambda}(\boldsymbol{\theta}_0^v) = \mathbf{0}$).

To establish the asymptotic normality of $\widehat{\boldsymbol{\theta}}_n^m$, we therefore show that

- (i) $\mathbf{A}_{(1)}^{-1}(\boldsymbol{\theta}^{m*}, \widehat{\boldsymbol{\theta}}_n^v) = \mathbf{A}_{(1)}^{-1} + o_{\mathbb{P}}(1)$;
- (ii) $\mathbf{A}_{(2)}(\boldsymbol{\theta}_0^m, \boldsymbol{\theta}^{v*}) = \mathbf{A}_{(2)} + o_{\mathbb{P}}(1)$;
- (iii) $\sqrt{n}\widehat{\boldsymbol{\lambda}}_n(\widehat{\boldsymbol{\theta}}_n^m, \widehat{\boldsymbol{\theta}}_n^v) = o_{\mathbb{P}}(1)$;
- (iv) $\sqrt{n}\left\{ [\widehat{\boldsymbol{\lambda}}_n(\widehat{\boldsymbol{\theta}}_n^m, \widehat{\boldsymbol{\theta}}_n^v) - \boldsymbol{\lambda}(\widehat{\boldsymbol{\theta}}_n^m, \widehat{\boldsymbol{\theta}}_n^v)] - [\widehat{\boldsymbol{\lambda}}_n(\boldsymbol{\theta}_0^m, \boldsymbol{\theta}_0^v) - \boldsymbol{\lambda}(\boldsymbol{\theta}_0^m, \boldsymbol{\theta}_0^v)] \right\} = o_{\mathbb{P}}(1)$;

(v) As $n \rightarrow \infty$,

$$\sqrt{n} \begin{pmatrix} \widehat{\lambda}_n(\boldsymbol{\theta}_0^v) - \lambda(\boldsymbol{\theta}_0^v) \\ \widehat{\lambda}_n(\boldsymbol{\theta}_0^m, \boldsymbol{\theta}_0^v) - \lambda(\boldsymbol{\theta}_0^m, \boldsymbol{\theta}_0^v) \end{pmatrix} \xrightarrow{d} N(\mathbf{0}, \mathbf{M}). \quad (\text{A.49})$$

Items (i) and (ii) are established in Lemma M.1. For this, note that $\boldsymbol{\theta}^{m*} \xrightarrow{\mathbb{P}} \boldsymbol{\theta}_0^m$ ($\boldsymbol{\theta}^{v*} \xrightarrow{\mathbb{P}} \boldsymbol{\theta}_0^v$), because $\boldsymbol{\theta}^{m*}$ ($\boldsymbol{\theta}^{v*}$) lies on the line connecting $\widehat{\boldsymbol{\theta}}_n^m$ and $\boldsymbol{\theta}_0^m$ ($\widehat{\boldsymbol{\theta}}_n^v$ and $\boldsymbol{\theta}_0^v$), and $\widehat{\boldsymbol{\theta}}_n^m \xrightarrow{\mathbb{P}} \boldsymbol{\theta}_0^m$ ($\widehat{\boldsymbol{\theta}}_n^v \xrightarrow{\mathbb{P}} \boldsymbol{\theta}_0^v$) from Proposition 1. Claim (iii) is immediate from Lemma M.2 and claim (iv) follows from the FCLT of Lemma M.3 (similarly as (A.47) followed from the FCLT of Lemma V.3).

It remains to show (v). From Lemmas 3 and 4 it follows that $(\mathbf{v}'_t(\cdot), \mathbf{m}'_t(\cdot, \cdot))'$ forms a type IV class with index $p = 2r$. Then, arguing as for Lemma V.3 or Lemma M.3, an FCLT holds for

$$\sqrt{n} \begin{pmatrix} \widehat{\lambda}_n(\cdot) - \lambda(\cdot) \\ \widehat{\lambda}_n(\cdot, \cdot) - \lambda(\cdot, \cdot) \end{pmatrix}.$$

In particular,

$$\left\| \sqrt{n} \begin{pmatrix} \widehat{\lambda}_n(\boldsymbol{\theta}_0^v) - \lambda(\boldsymbol{\theta}_0^v) \\ \widehat{\lambda}_n(\boldsymbol{\theta}_0^m, \boldsymbol{\theta}_0^v) - \lambda(\boldsymbol{\theta}_0^m, \boldsymbol{\theta}_0^v) \end{pmatrix} - \overline{\mathbf{B}}^{(n)}(\boldsymbol{\theta}_0^m, \boldsymbol{\theta}_0^v) \right\| = o_{\mathbb{P}}(1), \quad (\text{A.50})$$

where the covariance function of the zero-mean Gaussian process

$$\overline{\mathbf{B}}^{(n)}(\boldsymbol{\theta}_0^m, \boldsymbol{\theta}_0^v) = \begin{pmatrix} \mathbf{B}^{(n)}(\boldsymbol{\theta}_0^v) \\ \mathbf{B}^{(n)}(\boldsymbol{\theta}_0^m, \boldsymbol{\theta}_0^v) \end{pmatrix}$$

is given by

$$\begin{aligned} \overline{\mathbf{I}}((\boldsymbol{\theta}_0^{m'}, \boldsymbol{\theta}_0^{v'})', (\boldsymbol{\theta}_0^{m'}, \boldsymbol{\theta}_0^{v'})') &= \begin{pmatrix} \mathbf{I}_{11} & \mathbf{I}_{12} \\ \mathbf{I}'_{12} & \mathbf{I}_{22} \end{pmatrix} \\ &= \mathbb{E} \left[\begin{pmatrix} \mathbf{v}_1(\boldsymbol{\theta}_0^v) \\ \mathbf{m}_1(\boldsymbol{\theta}_0^m, \boldsymbol{\theta}_0^v) \end{pmatrix} \begin{pmatrix} \mathbf{v}'_1(\boldsymbol{\theta}_0^v) & \mathbf{m}'_1(\boldsymbol{\theta}_0^m, \boldsymbol{\theta}_0^v) \end{pmatrix} \right] \\ &\quad + \sum_{j=1}^{\infty} \mathbb{E} \left[\begin{pmatrix} \mathbf{v}_1(\boldsymbol{\theta}_0^v) \\ \mathbf{m}_1(\boldsymbol{\theta}_0^m, \boldsymbol{\theta}_0^v) \end{pmatrix} \begin{pmatrix} \mathbf{v}'_{1+j}(\boldsymbol{\theta}_0^v) & \mathbf{m}'_{1+j}(\boldsymbol{\theta}_0^m, \boldsymbol{\theta}_0^v) \end{pmatrix} \right] \\ &\quad + \mathbb{E} \left[\begin{pmatrix} \mathbf{v}_{1+j}(\boldsymbol{\theta}_0^v) \\ \mathbf{m}_{1+j}(\boldsymbol{\theta}_0^m, \boldsymbol{\theta}_0^v) \end{pmatrix} \begin{pmatrix} \mathbf{v}'_1(\boldsymbol{\theta}_0^v) & \mathbf{m}'_1(\boldsymbol{\theta}_0^m, \boldsymbol{\theta}_0^v) \end{pmatrix} \right]. \end{aligned}$$

We now derive explicit expressions for \mathbf{I}_{11} , \mathbf{I}_{12} and \mathbf{I}_{22} . It follows from (A.45) that

$$\mathbb{E}[\mathbf{m}_1(\boldsymbol{\theta}_0^m, \boldsymbol{\theta}_0^v) \mathbf{m}'_1(\boldsymbol{\theta}_0^m, \boldsymbol{\theta}_0^v)] = \mathbb{E}[\mathbf{1}_{\{X_1 > v_1(\boldsymbol{\theta}_0^v)\}} \{Y_1 - m_1(\boldsymbol{\theta}_0^m)\}^2 \nabla m_1(\boldsymbol{\theta}_0^m) \nabla' m_1(\boldsymbol{\theta}_0^m)]$$

$$= \mathbf{M}^*$$

and, for $j > 0$,

$$\begin{aligned} \mathbb{E}[\mathbf{m}_1(\boldsymbol{\theta}_0^m, \boldsymbol{\theta}_0^v) \mathbf{m}'_{1+j}(\boldsymbol{\theta}_0^m, \boldsymbol{\theta}_0^v)] &= \mathbb{E}[\mathbf{m}_1(\boldsymbol{\theta}_0^m, \boldsymbol{\theta}_0^v) \mathbb{E}_{1+j} \{ \mathbf{m}'_{1+j}(\boldsymbol{\theta}_0^m, \boldsymbol{\theta}_0^v) \}] \\ &= \mathbb{E}[\mathbf{m}_1(\boldsymbol{\theta}_0^m, \boldsymbol{\theta}_0^v) \mathbf{0}] = \mathbf{0}, \end{aligned}$$

such that $\boldsymbol{\Gamma}_{22} = \mathbf{M}^*$.

By (A.26)–(A.27), we obtain that $\boldsymbol{\Gamma}_{11} = \mathbf{V}$.

It remains to compute $\boldsymbol{\Gamma}_{12}$. To do so, use the LIE, (A.17) and (A.45) to write

$$\begin{aligned} \mathbb{E}[\mathbf{v}_1(\boldsymbol{\theta}_0^v) \mathbf{m}'_1(\boldsymbol{\theta}_0^m, \boldsymbol{\theta}_0^v)] &= \mathbb{E}[\nabla v_1(\boldsymbol{\theta}_0^v) (\mathbf{1}_{\{X_1 \leq v_1(\boldsymbol{\theta}_0^v)\}} - \beta) \mathbf{1}_{\{X_1 > v_1(\boldsymbol{\theta}_0^v)\}} \nabla' m_1(\boldsymbol{\theta}_0^m) (m_1(\boldsymbol{\theta}_0^m) - Y_1)] \\ &= \mathbb{E}[\nabla v_1(\boldsymbol{\theta}_0^v) \nabla' m_1(\boldsymbol{\theta}_0^m) \mathbb{E}_1 \{ (\mathbf{1}_{\{X_1 \leq v_1(\boldsymbol{\theta}_0^v)\}} - \beta) \mathbf{1}_{\{X_1 > v_1(\boldsymbol{\theta}_0^v)\}} (m_1(\boldsymbol{\theta}_0^m) - Y_1) \}]. \end{aligned}$$

Since

$$\begin{aligned} &\mathbb{E}_1 \{ (\mathbf{1}_{\{X_1 \leq v_1(\boldsymbol{\theta}_0^v)\}} - \beta) \mathbf{1}_{\{X_1 > v_1(\boldsymbol{\theta}_0^v)\}} (m_1(\boldsymbol{\theta}_0^m) - Y_1) \} \\ &= -\beta \mathbb{E}_1 \{ \mathbf{1}_{\{X_1 > v_1(\boldsymbol{\theta}_0^v)\}} (m_1(\boldsymbol{\theta}_0^m) - Y_1) \} \\ &= -\beta \left[m_1(\boldsymbol{\theta}_0^m) \mathbb{E}_1 \{ \mathbf{1}_{\{X_1 > v_1(\boldsymbol{\theta}_0^v)\}} \} - \mathbb{E}_1 \{ \mathbf{1}_{\{X_1 > v_1(\boldsymbol{\theta}_0^v)\}} Y_1 \} \right] \\ &= -\beta \left[m_1(\boldsymbol{\theta}_0^m) (1 - \beta) - (1 - \beta) m_1(\boldsymbol{\theta}_0^m) \right] \\ &= 0, \end{aligned}$$

we have that

$$\mathbb{E}[\mathbf{v}_1(\boldsymbol{\theta}_0^v) \mathbf{m}'_1(\boldsymbol{\theta}_0^m, \boldsymbol{\theta}_0^v)] = \mathbf{0}.$$

Furthermore, by the LIE,

$$\begin{aligned} \mathbb{E}[\mathbf{v}_{1+j}(\boldsymbol{\theta}_0^v) \mathbf{m}'_1(\boldsymbol{\theta}_0^m, \boldsymbol{\theta}_0^v)] &= \mathbb{E}[\mathbb{E}_{1+j} \{ \mathbf{v}_{1+j}(\boldsymbol{\theta}_0^v) \} \mathbf{m}'_1(\boldsymbol{\theta}_0^m, \boldsymbol{\theta}_0^v)] \\ &= \mathbb{E}[\mathbf{0} \cdot \mathbf{m}'_1(\boldsymbol{\theta}_0^m, \boldsymbol{\theta}_0^v)] \\ &= \mathbf{0}, \end{aligned}$$

such that overall $\boldsymbol{\Gamma}_{12} = \mathbf{0}$.

Taken together we have that $\bar{\boldsymbol{\Gamma}}(\boldsymbol{\theta}_0 = (\boldsymbol{\theta}_0^{m'}, \boldsymbol{\theta}_0^{v'})', \boldsymbol{\theta}_0 = (\boldsymbol{\theta}_0^{m'}, \boldsymbol{\theta}_0^{v'})') = \mathbf{M}$. Combining this with (A.50), item (v) easily follows. \square

A.3.1 Supplementary Results for MES Parameter Estimator

Lemma M.1. Suppose Assumptions 1–7 hold. Then, as $n \rightarrow \infty$,

$$\begin{aligned}\mathbf{A}_{(1)}^{-1}(\boldsymbol{\theta}_n^m, \boldsymbol{\theta}_n^v) &\xrightarrow{\mathbb{P}} \mathbf{A}_{(1)}^{-1} && \text{for any } \boldsymbol{\theta}_n^m \xrightarrow{\mathbb{P}} \boldsymbol{\theta}_0^m \quad \text{and} \quad \boldsymbol{\theta}_n^v \xrightarrow{\mathbb{P}} \boldsymbol{\theta}_0^v, \\ \mathbf{A}_{(2)}(\boldsymbol{\theta}_0^m, \boldsymbol{\theta}_n^v) &\xrightarrow{\mathbb{P}} \mathbf{A}_{(2)} && \text{for any } \boldsymbol{\theta}_n^v \xrightarrow{\mathbb{P}} \boldsymbol{\theta}_0^v.\end{aligned}$$

Proof: We begin with the second statement. Our first goal is to show that

$$\|\mathbf{A}_{(2)}(\boldsymbol{\theta}_0^m, \boldsymbol{\theta}) - \mathbf{A}_{(2)}\| \leq C\|\boldsymbol{\theta} - \boldsymbol{\theta}_0^v\|$$

for all $\boldsymbol{\theta} \in \boldsymbol{\Theta}^v$. Exploit (A.47) to write

$$\begin{aligned}\|\mathbf{A}_{(2)}(\boldsymbol{\theta}_0^m, \boldsymbol{\theta}) - \mathbf{A}_{(2)}\| &= \|\mathbf{A}_{(2)}(\boldsymbol{\theta}_0^m, \boldsymbol{\theta}) - \mathbf{A}_{(2)}(\boldsymbol{\theta}_0^m, \boldsymbol{\theta}_0^v)\| \\ &= \left\| \mathbb{E} \left[\nabla m_t(\boldsymbol{\theta}_0^m) \left\{ \nabla' v_t(\boldsymbol{\theta}) \int_{-\infty}^{\infty} y f_t(v_t(\boldsymbol{\theta}), y) dy - \nabla' v_t(\boldsymbol{\theta}_0^v) \int_{-\infty}^{\infty} y f_t(v_t(\boldsymbol{\theta}_0^v), y) dy \right\} \right] \right. \\ &\quad \left. - \mathbb{E} \left[\nabla m_t(\boldsymbol{\theta}_0^m) m_t(\boldsymbol{\theta}_0^m) \left\{ \nabla' v_t(\boldsymbol{\theta}) f_t^X(v_t(\boldsymbol{\theta})) - \nabla' v_t(\boldsymbol{\theta}_0^v) f_t^X(v_t(\boldsymbol{\theta}_0^v)) \right\} \right] \right\| \\ &\leq \mathbb{E} \left\| \nabla m_t(\boldsymbol{\theta}_0^m) \left\{ \nabla' v_t(\boldsymbol{\theta}) \int_{-\infty}^{\infty} y f_t(v_t(\boldsymbol{\theta}), y) dy - \nabla' v_t(\boldsymbol{\theta}_0^v) \int_{-\infty}^{\infty} y f_t(v_t(\boldsymbol{\theta}_0^v), y) dy \right\} \right\| \\ &\quad + \mathbb{E} \left\| \nabla m_t(\boldsymbol{\theta}_0^m) m_t(\boldsymbol{\theta}_0^m) \left\{ \nabla' v_t(\boldsymbol{\theta}) f_t^X(v_t(\boldsymbol{\theta})) - \nabla' v_t(\boldsymbol{\theta}_0^v) f_t^X(v_t(\boldsymbol{\theta}_0^v)) \right\} \right\| \\ &=: A_6 + B_6.\end{aligned}$$

First, consider B_6 . A mean value expansion around $\boldsymbol{\theta}_0^v$ implies

$$\begin{aligned}B_6 &= \mathbb{E} \left\| \nabla m_t(\boldsymbol{\theta}_0^m) m_t(\boldsymbol{\theta}_0^m) [\nabla' v_t(\boldsymbol{\theta}) - \nabla' v_t(\boldsymbol{\theta}_0^v)] f_t^X(v_t(\boldsymbol{\theta})) \right. \\ &\quad \left. + \nabla m_t(\boldsymbol{\theta}_0^m) m_t(\boldsymbol{\theta}_0^m) \nabla' v_t(\boldsymbol{\theta}_0^v) [f_t^X(v_t(\boldsymbol{\theta})) - f_t^X(v_t(\boldsymbol{\theta}_0^v))] \right\| \\ &\leq \mathbb{E} \left\| \nabla m_t(\boldsymbol{\theta}_0^m) m_t(\boldsymbol{\theta}_0^m) [\nabla' v_t(\boldsymbol{\theta}) - \nabla' v_t(\boldsymbol{\theta}_0^v)] f_t^X(v_t(\boldsymbol{\theta})) \right\| \\ &\quad + K \mathbb{E} \left\| \nabla m_t(\boldsymbol{\theta}_0^m) m_t(\boldsymbol{\theta}_0^m) \nabla' v_t(\boldsymbol{\theta}_0^v) [v_t(\boldsymbol{\theta}) - v_t(\boldsymbol{\theta}_0^v)] \right\| \\ &\leq K \mathbb{E} [M_1(\mathbf{Z}_t) M(\mathbf{Z}_t) V_2(\mathbf{Z}_t)] \|\boldsymbol{\theta} - \boldsymbol{\theta}_0^v\| \\ &\quad + K \mathbb{E} [M_1(\mathbf{Z}_t) M(\mathbf{Z}_t) V_1^2(\mathbf{Z}_t)] \|\boldsymbol{\theta} - \boldsymbol{\theta}_0^v\| \\ &\leq K \|M_1(\mathbf{Z}_t)\|_4 \|M(\mathbf{Z}_t)\|_4 \|V_2(\mathbf{Z}_t)\|_2 \|\boldsymbol{\theta} - \boldsymbol{\theta}_0^v\| \\ &\quad + K \|M_1(\mathbf{Z}_t)\|_4 \|M(\mathbf{Z}_t)\|_4 \|V_1^2(\mathbf{Z}_t)\|_2 \|\boldsymbol{\theta} - \boldsymbol{\theta}_0^v\| \\ &\leq C \|\boldsymbol{\theta} - \boldsymbol{\theta}_0^v\|,\end{aligned}$$

where we used (the generalized) Hölder's inequality in the penultimate step, and Assumption 5 in the last step.

Using similar arguments, we may also deduce that

$$\begin{aligned}
A_6 &= \mathbb{E} \left\| \nabla m_t(\boldsymbol{\theta}_0^m) [\nabla' v_t(\boldsymbol{\theta}) - \nabla' v_t(\boldsymbol{\theta}_0^v)] \int_{-\infty}^{\infty} y f_t(v_t(\boldsymbol{\theta}), y) dy \right. \\
&\quad \left. + \nabla m_t(\boldsymbol{\theta}_0^m) \nabla' v_t(\boldsymbol{\theta}_0^v) \left[\int_{-\infty}^{\infty} y f_t(v_t(\boldsymbol{\theta}^*), y) dy - \int_{-\infty}^{\infty} y f_t(v_t(\boldsymbol{\theta}_0^v), y) dy \right] \right\| \\
&\leq \mathbb{E} \left\| \nabla m_t(\boldsymbol{\theta}_0^m) [\nabla' v_t(\boldsymbol{\theta}) - \nabla' v_t(\boldsymbol{\theta}_0^v)] \int_{-\infty}^{\infty} y f_t(v_t(\boldsymbol{\theta}), y) dy \right\| \\
&\quad + \mathbb{E} \left\| \nabla m_t(\boldsymbol{\theta}_0^m) \nabla' v_t(\boldsymbol{\theta}_0^v) \sup_{x \in \mathbb{R}} \left| \int_{-\infty}^{\infty} y \partial_1 f_t(x, y) dy \right| \cdot [v_t(\boldsymbol{\theta}) - v_t(\boldsymbol{\theta}_0^v)] \right\| \\
&\leq \mathbb{E} [M_1(\mathbf{Z}_t) V_2(\mathbf{Z}_t) F_1(\mathcal{F}_t)] \|\boldsymbol{\theta}^* - \boldsymbol{\theta}_0^v\| \\
&\quad + \mathbb{E} [M_1(\mathbf{Z}_t) V_1^2(\mathbf{Z}_t) F(\mathcal{F}_t)] \|\boldsymbol{\theta} - \boldsymbol{\theta}_0^v\| \\
&\leq \|M_1(\mathbf{Z}_t)\|_{4r} \|V_2(\mathbf{Z}_t)\|_{2r} \|F_1(\mathcal{F}_t)\|_{4r/(4r-3)} \|\boldsymbol{\theta}^* - \boldsymbol{\theta}_0^v\| \\
&\quad + \|M_1(\mathbf{Z}_t)\|_{4r} \|V_1^2(\mathbf{Z}_t)\|_{2r} \|F(\mathcal{F}_t)\|_{4r/(4r-3)} \|\boldsymbol{\theta} - \boldsymbol{\theta}_0^v\| \\
&\leq C \|\boldsymbol{\theta} - \boldsymbol{\theta}_0^v\|,
\end{aligned}$$

where $\boldsymbol{\theta}^*$ is a mean value on the line connecting $\boldsymbol{\theta}$ and $\boldsymbol{\theta}_0^v$. Hence,

$$\|\boldsymbol{\Lambda}_{(2)}(\boldsymbol{\theta}_0^m, \boldsymbol{\theta}_n^v) - \boldsymbol{\Lambda}_{(2)}\| \leq C \|\boldsymbol{\theta}_n^v - \boldsymbol{\theta}_0^v\| = o_{\mathbb{P}}(1) \quad (\text{A.51})$$

by the assumption that $\boldsymbol{\theta}_n^v \xrightarrow{\mathbb{P}} \boldsymbol{\theta}_0^v$. The second statement of the lemma follows.

To prove the first claim, consider the neighborhoods

$$\mathcal{N}(\boldsymbol{\theta}_0^v) := \{\boldsymbol{\theta} \in \boldsymbol{\Theta}^v : \|\boldsymbol{\theta} - \boldsymbol{\theta}_0^v\| \leq \delta\} \quad \text{and} \quad \mathcal{N}(\boldsymbol{\theta}_0^m) := \{\boldsymbol{\theta} \in \boldsymbol{\Theta}^m : \|\boldsymbol{\theta} - \boldsymbol{\theta}_0^m\| \leq \delta\}$$

with $\delta > 0$ chosen sufficiently small, such that Assumption 4 (v) holds. Let $\boldsymbol{\theta}^v \in \mathcal{N}(\boldsymbol{\theta}_0^v)$ and $\boldsymbol{\theta}^m \in \mathcal{N}(\boldsymbol{\theta}_0^m)$. Use the triangle inequality for the bound

$$\begin{aligned}
\|\boldsymbol{\Lambda}_{(1)} - \boldsymbol{\Lambda}_{(1)}(\boldsymbol{\theta}^m, \boldsymbol{\theta}^v)\| &\leq \|\boldsymbol{\Lambda}_{(1)} - \boldsymbol{\Lambda}_{(1)}(\boldsymbol{\theta}_0^m, \boldsymbol{\theta}^v)\| + \|\boldsymbol{\Lambda}_{(1)}(\boldsymbol{\theta}_0^m, \boldsymbol{\theta}^v) - \boldsymbol{\Lambda}_{(1)}(\boldsymbol{\theta}^m, \boldsymbol{\theta}^v)\| \\
&=: A_7 + B_7.
\end{aligned} \quad (\text{A.52})$$

First, consider A_7 . Use (A.46) to write

$$\begin{aligned}
A_7 &= \|\boldsymbol{\Lambda}_{(1)}(\boldsymbol{\theta}_0^m, \boldsymbol{\theta}_0^v) - \boldsymbol{\Lambda}_{(1)}(\boldsymbol{\theta}_0^m, \boldsymbol{\theta}^v)\| \\
&= \left\| \mathbb{E} \left[\left\{ \nabla^2 m_t(\boldsymbol{\theta}_0^m) m_t(\boldsymbol{\theta}_0^m) + \nabla m_t(\boldsymbol{\theta}_0^m) \nabla' m_t(\boldsymbol{\theta}_0^m) \right\} \bar{F}_t^X(v_t(\boldsymbol{\theta}_0^v)) \right] \right\|
\end{aligned}$$

$$\begin{aligned}
& - \mathbb{E} \left[\{ \nabla^2 m_t(\boldsymbol{\theta}_0^m) m_t(\boldsymbol{\theta}_0^m) + \nabla m_t(\boldsymbol{\theta}_0^m) \nabla' m_t(\boldsymbol{\theta}_0^m) \} \bar{F}_t^X(v_t(\boldsymbol{\theta}^v)) \right] \\
& + \mathbb{E} \left[\nabla^2 m_t(\boldsymbol{\theta}_0^m) \int_{v_t(\boldsymbol{\theta}^v)}^{\infty} \int_{-\infty}^{\infty} y f_t(x, y) dy dx \right] \\
& - \mathbb{E} \left[\nabla^2 m_t(\boldsymbol{\theta}_0^m) \int_{v_t(\boldsymbol{\theta}_0^v)}^{\infty} \int_{-\infty}^{\infty} y f_t(x, y) dy dx \right] \Big\| \\
= & \left\| \mathbb{E} \left[\nabla^2 m_t(\boldsymbol{\theta}_0^m) m_t(\boldsymbol{\theta}_0^m) \{ F_t^X(v_t(\boldsymbol{\theta}^v)) - F_t^X(v_t(\boldsymbol{\theta}_0^v)) \} \right] \right. \\
& + \mathbb{E} \left[\nabla m_t(\boldsymbol{\theta}_0^m) \nabla' m_t(\boldsymbol{\theta}_0^m) \{ F_t^X(v_t(\boldsymbol{\theta}^v)) - F_t^X(v_t(\boldsymbol{\theta}_0^v)) \} \right] \\
& \left. + \mathbb{E} \left[\nabla^2 m_t(\boldsymbol{\theta}_0^m) \int_{v_t(\boldsymbol{\theta}_0^v)}^{v_t(\boldsymbol{\theta}^v)} \int_{-\infty}^{\infty} y f_t(x, y) dy dx \right] \right\|.
\end{aligned}$$

First term (A₇): A mean value expansion around $\boldsymbol{\theta}_0^v$ gives

$$\begin{aligned}
& \left\| \mathbb{E} \left[\nabla^2 m_t(\boldsymbol{\theta}_0^m) m_t(\boldsymbol{\theta}_0^m) \{ F_t^X(v_t(\boldsymbol{\theta}^v)) - F_t^X(v_t(\boldsymbol{\theta}_0^v)) \} \right] \right\| \\
& \leq \mathbb{E} \left\| \nabla^2 m_t(\boldsymbol{\theta}_0^m) m_t(\boldsymbol{\theta}_0^m) f_t^X(v_t(\boldsymbol{\theta}^{v*})) \nabla v_t(\boldsymbol{\theta}^{v*}) \right\| \|\boldsymbol{\theta}^v - \boldsymbol{\theta}_0^v\| \\
& \leq K \mathbb{E} [M_2(\mathbf{Z}_t) M(\mathbf{Z}_t) V_1(\mathbf{Z}_t)] \|\boldsymbol{\theta}^v - \boldsymbol{\theta}_0^v\| \\
& \leq K \|M_2(\mathbf{Z}_t)\|_3 \|M(\mathbf{Z}_t)\|_3 \|V_1(\mathbf{Z}_t)\|_3 \|\boldsymbol{\theta}^v - \boldsymbol{\theta}_0^v\| \\
& \leq C \|\boldsymbol{\theta}^v - \boldsymbol{\theta}_0^v\| \\
& \leq C\delta,
\end{aligned}$$

where $\boldsymbol{\theta}^{v*}$ is some value on the line connecting $\boldsymbol{\theta}_0^v$ and $\boldsymbol{\theta}^v$, and the third step follows from (the generalized) Hölder's inequality.

Second term (A₇): A mean value expansion around $\boldsymbol{\theta}_0^v$ implies

$$\begin{aligned}
& \left\| \mathbb{E} \left[\nabla m_t(\boldsymbol{\theta}_0^m) \nabla' m_t(\boldsymbol{\theta}_0^m) \{ F_t^X(v_t(\boldsymbol{\theta}^v)) - F_t^X(v_t(\boldsymbol{\theta}_0^v)) \} \right] \right\| \\
& \leq \mathbb{E} \left\| \nabla m_t(\boldsymbol{\theta}_0^m) \nabla' m_t(\boldsymbol{\theta}_0^m) f_t^X(v_t(\boldsymbol{\theta}^{v*})) \nabla v_t(\boldsymbol{\theta}^{v*}) \right\| \|\boldsymbol{\theta}^v - \boldsymbol{\theta}_0^v\| \\
& \leq K \mathbb{E} [M_1^2(\mathbf{Z}_t) V_1(\mathbf{Z}_t)] \|\boldsymbol{\theta}^v - \boldsymbol{\theta}_0^v\| \\
& \leq K \|M_1^2(\mathbf{Z}_t)\|_2 \|V_1(\mathbf{Z}_t)\|_2 \|\boldsymbol{\theta}^v - \boldsymbol{\theta}_0^v\| \\
& \leq C \|\boldsymbol{\theta}^v - \boldsymbol{\theta}_0^v\| \\
& \leq C\delta,
\end{aligned}$$

where $\boldsymbol{\theta}^{v*}$ is some value on the line connecting $\boldsymbol{\theta}_0^v$ and $\boldsymbol{\theta}^v$, and the third step follows from Hölder's inequality.

Third term (A_7): Define

$$\begin{aligned}\underline{\boldsymbol{\theta}}^v &= \arg \min_{\|\boldsymbol{\theta}^v - \boldsymbol{\theta}_0^v\| \leq \delta} v_t(\boldsymbol{\theta}^v), \\ \bar{\boldsymbol{\theta}}^v &= \arg \max_{\|\boldsymbol{\theta}^v - \boldsymbol{\theta}_0^v\| \leq \delta} v_t(\boldsymbol{\theta}^v).\end{aligned}$$

Note that $\underline{\boldsymbol{\theta}}^v \in \mathcal{N}(\boldsymbol{\theta}_0^v)$ and $\bar{\boldsymbol{\theta}}^v \in \mathcal{N}(\boldsymbol{\theta}_0^v)$ by construction. We have

$$\begin{aligned}& \left\| \mathbb{E} \left[\nabla^2 m_t(\boldsymbol{\theta}_0^m) \int_{v_t(\boldsymbol{\theta}_0^v)}^{v_t(\boldsymbol{\theta}^v)} \int_{-\infty}^{\infty} y f_t(x, y) \, dy \, dx \right] \right\| \\ & \leq \mathbb{E} \left[\left\| \nabla^2 m_t(\boldsymbol{\theta}_0^m) \right\| \int_{v_t(\boldsymbol{\theta}_0^v)}^{v_t(\boldsymbol{\theta}^v)} \int_{-\infty}^{\infty} |y| f_t(x, y) \, dy \, dx \right] \\ & \leq \mathbb{E} \left[M_2(\mathbf{Z}_t) \int_{v_t(\boldsymbol{\theta}^v)}^{v_t(\bar{\boldsymbol{\theta}}^v)} \int_{-\infty}^{\infty} |y| f_t(x, y) \, dy \, dx \right] \\ & = \mathbb{E} \left[M_2(\mathbf{Z}_t) \mathbb{E} \left\{ |Y_t| (\mathbf{1}_{\{X_t \leq v_t(\bar{\boldsymbol{\theta}}^v)\}} - \mathbf{1}_{\{X_t \leq v_t(\boldsymbol{\theta}^v)\}}) \right\} \right] \\ & = \mathbb{E} \left[M_2(\mathbf{Z}_t) |Y_t| (\mathbf{1}_{\{X_t \leq v_t(\bar{\boldsymbol{\theta}}^v)\}} - \mathbf{1}_{\{X_t \leq v_t(\boldsymbol{\theta}^v)\}}) \right] \\ & \leq \|M_2(\mathbf{Z}_t)\|_{4r} \|Y_t\|_{4r} \|\mathbf{1}_{\{X_t \leq v_t(\bar{\boldsymbol{\theta}}^v)\}} - \mathbf{1}_{\{X_t \leq v_t(\boldsymbol{\theta}^v)\}}\|_p,\end{aligned}$$

where $p = 2r/(2r - 1)$. Now, we may use (A.7) to deduce that

$$\left\| \mathbb{E} \left[\nabla^2 m_t(\boldsymbol{\theta}_0^m) \int_{v_t(\boldsymbol{\theta}_0^v)}^{v_t(\boldsymbol{\theta}^v)} \int_{-\infty}^{\infty} y f_t(x, y) \, dy \, dx \right] \right\| \leq C \delta^{1/p}.$$

Combining the results for the different terms, we conclude that

$$A_7 \leq C \delta^{1/p}. \tag{A.53}$$

Now, consider B_7 . For this, use (A.46) to write

$$\begin{aligned}& \mathbf{A}_{(1)}(\boldsymbol{\theta}^m, \boldsymbol{\theta}^v) - \mathbf{A}_{(1)}(\boldsymbol{\theta}_0^m, \boldsymbol{\theta}^v) \\ & = \mathbb{E} \left[\left\{ \nabla^2 m_t(\boldsymbol{\theta}^m) m_t(\boldsymbol{\theta}^m) - \nabla^2 m_t(\boldsymbol{\theta}_0^m) m_t(\boldsymbol{\theta}_0^m) \right\} \bar{F}_t^X(v_t(\boldsymbol{\theta}^v)) \right] \\ & \quad + \mathbb{E} \left[\left\{ \nabla m_t(\boldsymbol{\theta}^m) \nabla' m_t(\boldsymbol{\theta}^m) - \nabla m_t(\boldsymbol{\theta}_0^m) \nabla' m_t(\boldsymbol{\theta}_0^m) \right\} \bar{F}_t^X(v_t(\boldsymbol{\theta}^v)) \right] \\ & \quad - \mathbb{E} \left[\left\{ \nabla^2 m_t(\boldsymbol{\theta}^m) - \nabla^2 m_t(\boldsymbol{\theta}_0^m) \right\} \int_{v_t(\boldsymbol{\theta}^v)}^{\infty} \int_{-\infty}^{\infty} y f_t(x, y) \, dy \, dx \right].\end{aligned}$$

First term (B_7): Using a mean value expansion around $\boldsymbol{\theta}_0^m$ and Assumptions 4–5, we

obtain that

$$\begin{aligned}
& \left\| \mathbb{E} \left[\left\{ \nabla^2 m_t(\boldsymbol{\theta}^m) m_t(\boldsymbol{\theta}^m) - \nabla^2 m_t(\boldsymbol{\theta}_0^m) m_t(\boldsymbol{\theta}_0^m) \right\} \bar{F}_t^X(v_t(\boldsymbol{\theta}^v)) \right] \right\| \\
& \leq \mathbb{E} \left\| \left[\nabla^2 m_t(\boldsymbol{\theta}^m) - \nabla^2 m_t(\boldsymbol{\theta}_0^m) \right] m_t(\boldsymbol{\theta}^m) \bar{F}_t^X(v_t(\boldsymbol{\theta}^v)) \right\| \\
& \quad + \mathbb{E} \left\| \nabla^2 m_t(\boldsymbol{\theta}_0^m) [m_t(\boldsymbol{\theta}^m) - m_t(\boldsymbol{\theta}_0^m)] \bar{F}_t^X(v_t(\boldsymbol{\theta}^v)) \right\| \\
& \leq \mathbb{E} \left[M_3(\mathbf{Z}_t) M(\mathbf{Z}_t) \bar{F}_t^X(v_t(\boldsymbol{\theta}^v)) \right] \|\boldsymbol{\theta}^m - \boldsymbol{\theta}_0^m\| \\
& \quad + \mathbb{E} \left[M_2(\mathbf{Z}_t) \nabla m_t(\boldsymbol{\theta}^{m*}) \bar{F}_t^X(v_t(\boldsymbol{\theta}^v)) \right] \|\boldsymbol{\theta}^m - \boldsymbol{\theta}_0^m\| \\
& \leq \mathbb{E} [M_3(\mathbf{Z}_t) M(\mathbf{Z}_t)] \|\boldsymbol{\theta}^m - \boldsymbol{\theta}_0^m\| \\
& \quad + \mathbb{E} [M_2(\mathbf{Z}_t) M_1(\mathbf{Z}_t)] \|\boldsymbol{\theta}^m - \boldsymbol{\theta}_0^m\| \\
& \leq \|M_3(\mathbf{Z}_t)\|_{4r/(4r-1)} \|M(\mathbf{Z}_t)\|_{4r} \|\boldsymbol{\theta}^m - \boldsymbol{\theta}_0^m\| \\
& \quad + \|M_2(\mathbf{Z}_t)\|_2 \|M_1(\mathbf{Z}_t)\|_2 \|\boldsymbol{\theta}^m - \boldsymbol{\theta}_0^m\| \\
& \leq C \|\boldsymbol{\theta}^m - \boldsymbol{\theta}_0^m\| \\
& \leq C\delta,
\end{aligned}$$

where $\boldsymbol{\theta}^{m*}$ is some mean value between $\boldsymbol{\theta}^m$ and $\boldsymbol{\theta}_0^m$.

Second term (B_7): Using by now familiar arguments, we expand

$$\begin{aligned}
& \left\| \mathbb{E} \left[\left\{ \nabla m_t(\boldsymbol{\theta}^m) \nabla' m_t(\boldsymbol{\theta}^m) - \nabla m_t(\boldsymbol{\theta}_0^m) \nabla' m_t(\boldsymbol{\theta}_0^m) \right\} \bar{F}_t^X(v_t(\boldsymbol{\theta}^v)) \right] \right\| \\
& \leq \mathbb{E} \left\| \left[\nabla m_t(\boldsymbol{\theta}^m) - \nabla m_t(\boldsymbol{\theta}_0^m) \right] \nabla' m_t(\boldsymbol{\theta}^m) \bar{F}_t^X(v_t(\boldsymbol{\theta}^v)) \right\| \\
& \quad + \mathbb{E} \left\| \nabla m_t(\boldsymbol{\theta}_0^m) [\nabla' m_t(\boldsymbol{\theta}^m) - \nabla' m_t(\boldsymbol{\theta}_0^m)] \bar{F}_t^X(v_t(\boldsymbol{\theta}^v)) \right\| \\
& \leq \mathbb{E} \left\| \nabla^2 m_t(\boldsymbol{\theta}^{m*}) [\boldsymbol{\theta}^m - \boldsymbol{\theta}_0^m] \nabla' m_t(\boldsymbol{\theta}^m) \bar{F}_t^X(v_t(\boldsymbol{\theta}^v)) \right\| \\
& \quad + \mathbb{E} \left\| \nabla m_t(\boldsymbol{\theta}_0^m) [\boldsymbol{\theta}^m - \boldsymbol{\theta}_0^m]' \nabla^2 m_t(\boldsymbol{\theta}^{m*}) \bar{F}_t^X(v_t(\boldsymbol{\theta}^v)) \right\| \\
& \leq \mathbb{E} [M_2(\mathbf{Z}_t) M_1(\mathbf{Z}_t)] \|\boldsymbol{\theta}^m - \boldsymbol{\theta}_0^m\| \\
& \quad + \mathbb{E} [M_2(\mathbf{Z}_t) M_1(\mathbf{Z}_t)] \|\boldsymbol{\theta}^m - \boldsymbol{\theta}_0^m\| \\
& \leq C \|\boldsymbol{\theta}^m - \boldsymbol{\theta}_0^m\| \\
& \leq C\delta,
\end{aligned}$$

where $\boldsymbol{\theta}^{m*}$ is some mean value between $\boldsymbol{\theta}^m$ and $\boldsymbol{\theta}_0^m$ that may be different in different places.

Third term (B_7): Use the moment bounds of Assumption 5 to conclude that

$$\left\| \mathbb{E} \left[\left\{ \nabla^2 m_t(\boldsymbol{\theta}^m) - \nabla^2 m_t(\boldsymbol{\theta}_0^m) \right\} \int_{v_t(\boldsymbol{\theta}^v)}^{\infty} \int_{-\infty}^{\infty} y f_t(x, y) dy dx \right] \right\|$$

$$\begin{aligned}
&\leq \mathbb{E} \left[\left\| \nabla^2 m_t(\boldsymbol{\theta}^m) - \nabla^2 m_t(\boldsymbol{\theta}_0^m) \right\| \int_{v_t(\boldsymbol{\theta}^v)}^{\infty} \int_{-\infty}^{\infty} |y| f_t(x, y) \, dy \, dx \right] \\
&\leq \mathbb{E} \left[M_3(\mathbf{Z}_t) \int_{v_t(\boldsymbol{\theta}^v)}^{\infty} \int_{-\infty}^{\infty} |y| f_t(x, y) \, dy \, dx \right] \|\boldsymbol{\theta}^m - \boldsymbol{\theta}_0^m\| \\
&\leq \mathbb{E} [M_3(\mathbf{Z}_t) |Y_t|] \|\boldsymbol{\theta}^m - \boldsymbol{\theta}_0^m\| \\
&\leq \|M_3(\mathbf{Z}_t)\|_{4r/(4r-1)} \|Y_t\|_{4r} \|\boldsymbol{\theta}^m - \boldsymbol{\theta}_0^m\| \\
&\leq C \|\boldsymbol{\theta}^m - \boldsymbol{\theta}_0^m\| \\
&\leq C\delta,
\end{aligned}$$

where we used the LIE and that

$$\begin{aligned}
\int_{v_t(\boldsymbol{\theta}^v)}^{\infty} \int_{-\infty}^{\infty} |y| f_t(x, y) \, dy \, dx &\leq \int_{-\infty}^{\infty} |y| \left\{ \int_{-\infty}^{\infty} f_t(x, y) \, dx \right\} dy \\
&= \int_{-\infty}^{\infty} |y| f_t^Y(y) \, dy \\
&= \mathbb{E}_t[|Y_t|]
\end{aligned}$$

in the third step.

Thus, we have shown that

$$B_7 = \|\mathbf{A}_{(1)}(\boldsymbol{\theta}^m, \boldsymbol{\theta}^v) - \mathbf{A}_{(1)}(\boldsymbol{\theta}_0^m, \boldsymbol{\theta}^v)\| \leq C \|\boldsymbol{\theta}^m - \boldsymbol{\theta}_0^m\| \leq C\delta. \quad (\text{A.54})$$

Plugging (A.53) and (A.54) into (A.52) gives

$$\|\mathbf{A}_{(1)} - \mathbf{A}_{(1)}(\boldsymbol{\theta}^m, \boldsymbol{\theta}^v)\| \leq C\delta^{1/p}. \quad (\text{A.55})$$

Using consistency of the parameter estimators, proves that $\mathbf{A}_{(1)}(\boldsymbol{\theta}_n^m, \boldsymbol{\theta}_n^v) \xrightarrow{\mathbb{P}} \mathbf{A}_{(1)}$. By positive definiteness of $\mathbf{A}_{(1)} = \mathbf{A}_{(1)}(\boldsymbol{\theta}_0^m, \boldsymbol{\theta}_0^v)$ and continuity of $\mathbf{A}_{(1)}(\cdot, \cdot)$ (in a neighborhood of the true parameters; see (A.55)), $\mathbf{A}_{(1)}^{-1}(\boldsymbol{\theta}_n^m, \boldsymbol{\theta}_n^v) \xrightarrow{\mathbb{P}} \mathbf{A}_{(1)}^{-1}$ follows from this by the CMT. \square

Lemma M.2. Suppose Assumptions 1–7 hold. Then, as $n \rightarrow \infty$,

$$\sqrt{n} \widehat{\boldsymbol{\lambda}}_n(\widehat{\boldsymbol{\theta}}_n^m, \widehat{\boldsymbol{\theta}}_n^v) = o_{\mathbb{P}}(1).$$

Proof: The proof is similar to that of Lemma V.2. Recall from Assumption 1 (ii) that $\boldsymbol{\theta}^m \subset \mathbb{R}^q$, such that $\boldsymbol{\theta}^m$ is a q -dimensional parameter vector. Let $\mathbf{e}_1, \dots, \mathbf{e}_q$ denote the standard basis of \mathbb{R}^q . Define

$$S_{j,n}^{\text{MES}}(a) := \frac{1}{\sqrt{n}} \sum_{t=1}^n S^{\text{MES}} \left((v_t(\widehat{\boldsymbol{\theta}}_n^v), m_t(\widehat{\boldsymbol{\theta}}_n^m + a\mathbf{e}_j))', (X_t, Y_t)' \right), \quad j = 1, \dots, q,$$

where $a \in \mathbb{R}$. Let $G_{j,n}(a)$ be the right partial derivative of $S_{j,n}^{\text{MES}}(a)$, such that (see (A.45))

$$G_{j,n}(a) = \frac{1}{\sqrt{n}} \sum_{t=1}^n \mathbb{1}_{\{X_t > v_t(\hat{\boldsymbol{\theta}}_n^v)\}} \nabla_j m_t(\hat{\boldsymbol{\theta}}_n^m + a \mathbf{e}_j) [m_t(\hat{\boldsymbol{\theta}}_n^m + a \mathbf{e}_j) - Y_t],$$

where $\nabla_j m_t(\cdot)$ is the j -th component of $\nabla m_t(\cdot)$. Then, $G_{j,n}(0) = \lim_{\xi \downarrow 0} G_{j,n}(\xi)$ is the right partial derivative of

$$S_n^{\text{MES}}(\boldsymbol{\theta}^m) := \frac{1}{\sqrt{n}} \sum_{t=1}^n S_n^{\text{MES}}\left((v_t(\hat{\boldsymbol{\theta}}_n^v), m_t(\boldsymbol{\theta}^m))', (X_t, Y_t)'\right)$$

at $\hat{\boldsymbol{\theta}}_n^m$ in the direction $\boldsymbol{\theta}^m$, where $\boldsymbol{\theta}^m = (\theta_1^m, \dots, \theta_q^m)'$. Correspondingly, $\lim_{\xi \downarrow 0} G_{j,n}(-\xi)$ is the left partial derivative. Because $S_n^{\text{MES}}(\cdot)$ achieves its minimum at $\hat{\boldsymbol{\theta}}_n^m$, the left derivative must be non-positive and the right derivative must be non-negative. Thus,

$$\begin{aligned} |G_{j,n}(0)| &\leq G_{j,n}(\xi) - G_{j,n}(-\xi) \\ &= \frac{1}{\sqrt{n}} \sum_{t=1}^n \mathbb{1}_{\{X_t > v_t(\hat{\boldsymbol{\theta}}_n^v)\}} \nabla_j m_t(\hat{\boldsymbol{\theta}}_n^m + \xi \mathbf{e}_j) [m_t(\hat{\boldsymbol{\theta}}_n^m + \xi \mathbf{e}_j) - Y_t] \\ &\quad - \frac{1}{\sqrt{n}} \sum_{t=1}^n \mathbb{1}_{\{X_t > v_t(\hat{\boldsymbol{\theta}}_n^v)\}} \nabla_j m_t(\hat{\boldsymbol{\theta}}_n^m - \xi \mathbf{e}_j) [m_t(\hat{\boldsymbol{\theta}}_n^m - \xi \mathbf{e}_j) - Y_t]. \end{aligned}$$

By continuity of $m_t(\cdot)$ and $\nabla m_t(\cdot)$ (see Assumption 4 (i)) it follows upon letting $\xi \rightarrow 0$ that $|G_{j,n}(0)| = 0$; in particular, $G_{j,n}(0) = o_{\mathbb{P}}(1)$. As this holds for every $j = 1, \dots, q$, we get that

$$\frac{1}{\sqrt{n}} \sum_{t=1}^n \mathbf{m}_t(\hat{\boldsymbol{\theta}}_n^m, \hat{\boldsymbol{\theta}}_n^v) \stackrel{\text{(A.45)}}{=} \frac{1}{\sqrt{n}} \sum_{t=1}^n \mathbb{1}_{\{X_t > v_t(\hat{\boldsymbol{\theta}}_n^v)\}} \nabla m_t(\hat{\boldsymbol{\theta}}_n^m) [m_t(\hat{\boldsymbol{\theta}}_n^m) - Y_t] = o_{\mathbb{P}}(1),$$

which is just the conclusion. \square

For Lemma M.3, we require the following preliminary result as an analog to Lemma 3.

Lemma 4. *Suppose Assumptions 1–7 hold. Then, $\mathbf{m}_t(\cdot, \cdot)$ forms a type IV class in the sense of Andrews (1994, p. 2278) with index $p = 2r$ (where $r > 1$ is from Assumption 2).*

Proof: Write $\mathbf{m}_t(\cdot, \cdot) = (\mathbf{m}_t^{(1)}(\cdot, \cdot), \dots, \mathbf{m}_t^{(q)}(\cdot, \cdot))'$. To prove the lemma, we have to show that there exist constants $C > 0$ and $\psi > 0$, such that

$$\sup_{t \in \mathbb{N}} \left\| \sup_{\|\tilde{\boldsymbol{\theta}} - \boldsymbol{\theta}\| \leq \delta} |\mathbf{m}_t^{(i)}(\tilde{\boldsymbol{\theta}}^m, \tilde{\boldsymbol{\theta}}^v) - \mathbf{m}_t^{(i)}(\boldsymbol{\theta}^m, \boldsymbol{\theta}^v)| \right\|_{2r} \leq C \delta^\psi \quad (\text{A.56})$$

for all $i = 1, \dots, q$, all $\boldsymbol{\theta} = (\boldsymbol{\theta}^{m'}, \boldsymbol{\theta}^{v'})' \in \boldsymbol{\Theta}$ and all $\delta > 0$ in some neighborhood of 0. Fix

$i \in \{1, \dots, q\}$, $\boldsymbol{\theta} \in \boldsymbol{\Theta}$ and $\delta > 0$ such that $\{\tilde{\boldsymbol{\theta}} \in \mathbb{R}^{p+q}: \|\tilde{\boldsymbol{\theta}} - \boldsymbol{\theta}\| \leq \delta\} \subset \boldsymbol{\Theta}$. Then,

$$\begin{aligned}
& \left\| \sup_{\|\tilde{\boldsymbol{\theta}} - \boldsymbol{\theta}\| \leq \delta} |m_t^{(i)}(\tilde{\boldsymbol{\theta}}^m, \tilde{\boldsymbol{\theta}}^v) - m_t^{(i)}(\boldsymbol{\theta}^m, \boldsymbol{\theta}^v)| \right\|_{2r} \\
&= \left\| \sup_{\|\tilde{\boldsymbol{\theta}} - \boldsymbol{\theta}\| \leq \delta} \left| \mathbb{1}_{\{X_t > v_t(\tilde{\boldsymbol{\theta}}^v)\}} \nabla_i m_t(\tilde{\boldsymbol{\theta}}^m) [m_t(\tilde{\boldsymbol{\theta}}^m) - Y_t] - \mathbb{1}_{\{X_t > v_t(\boldsymbol{\theta}^v)\}} \nabla_i m_t(\boldsymbol{\theta}^m) [m_t(\boldsymbol{\theta}^m) - Y_t] \right| \right\|_{2r} \\
&= \left\| \sup_{\|\tilde{\boldsymbol{\theta}} - \boldsymbol{\theta}\| \leq \delta} \left[\mathbb{1}_{\{X_t > v_t(\tilde{\boldsymbol{\theta}}^v)\}} - \mathbb{1}_{\{X_t > v_t(\boldsymbol{\theta}^v)\}} \right] \nabla_i m_t(\tilde{\boldsymbol{\theta}}^m) m_t(\tilde{\boldsymbol{\theta}}^m) \right. \\
&\quad + \left[\mathbb{1}_{\{X_t > v_t(\tilde{\boldsymbol{\theta}}^v)\}} - \mathbb{1}_{\{X_t > v_t(\boldsymbol{\theta}^v)\}} \right] \nabla_i m_t(\tilde{\boldsymbol{\theta}}^m) Y_t \\
&\quad + \mathbb{1}_{\{X_t > v_t(\boldsymbol{\theta}^v)\}} \left\{ \nabla_i m_t(\tilde{\boldsymbol{\theta}}^m) m_t(\tilde{\boldsymbol{\theta}}^m) - \nabla_i m_t(\boldsymbol{\theta}^m) m_t(\boldsymbol{\theta}^m) \right\} \\
&\quad \left. + \mathbb{1}_{\{X_t > v_t(\boldsymbol{\theta}^v)\}} \left\{ \nabla_i m_t(\tilde{\boldsymbol{\theta}}^m) - \nabla_i m_t(\boldsymbol{\theta}^m) \right\} Y_t \right\|_{2r} \\
&\leq \left\| \sup_{\|\tilde{\boldsymbol{\theta}} - \boldsymbol{\theta}\| \leq \delta} \left[\mathbb{1}_{\{X_t > v_t(\tilde{\boldsymbol{\theta}}^v)\}} - \mathbb{1}_{\{X_t > v_t(\boldsymbol{\theta}^v)\}} \right] \nabla_i m_t(\tilde{\boldsymbol{\theta}}^m) m_t(\tilde{\boldsymbol{\theta}}^m) \right\|_{2r} \\
&\quad + \left\| \sup_{\|\tilde{\boldsymbol{\theta}} - \boldsymbol{\theta}\| \leq \delta} \left[\mathbb{1}_{\{X_t > v_t(\tilde{\boldsymbol{\theta}}^v)\}} - \mathbb{1}_{\{X_t > v_t(\boldsymbol{\theta}^v)\}} \right] \nabla_i m_t(\tilde{\boldsymbol{\theta}}^m) Y_t \right\|_{2r} \\
&\quad + \left\| \sup_{\|\tilde{\boldsymbol{\theta}} - \boldsymbol{\theta}\| \leq \delta} \mathbb{1}_{\{X_t > v_t(\boldsymbol{\theta}^v)\}} \left\{ \nabla_i m_t(\tilde{\boldsymbol{\theta}}^m) m_t(\tilde{\boldsymbol{\theta}}^m) - \nabla_i m_t(\boldsymbol{\theta}^m) m_t(\boldsymbol{\theta}^m) \right\} \right\|_{2r} \\
&\quad + \left\| \sup_{\|\tilde{\boldsymbol{\theta}} - \boldsymbol{\theta}\| \leq \delta} \mathbb{1}_{\{X_t > v_t(\boldsymbol{\theta}^v)\}} \left\{ \nabla_i m_t(\tilde{\boldsymbol{\theta}}^m) - \nabla_i m_t(\boldsymbol{\theta}^m) \right\} Y_t \right\|_{2r} \\
&=: A_{8t} + B_{8t} + C_{8t} + D_{8t},
\end{aligned}$$

where the third step follows from Minkowski's inequality.

Consider the four terms separately. For the first term, we obtain from the generalized Hölder inequality that

$$\begin{aligned}
A_{8t} &\leq \left\| \sup_{\|\tilde{\boldsymbol{\theta}}^v - \boldsymbol{\theta}^v\| \leq \delta} \left| \mathbb{1}_{\{X_t > v_t(\tilde{\boldsymbol{\theta}}^v)\}} - \mathbb{1}_{\{X_t > v_t(\boldsymbol{\theta}^v)\}} \right| \sup_{\boldsymbol{\theta}^m \in \boldsymbol{\Theta}^m} \|\nabla m_t(\boldsymbol{\theta}^m)\| \sup_{\boldsymbol{\theta}^m \in \boldsymbol{\Theta}^m} |m_t(\boldsymbol{\theta}^m)| \right\|_{2r} \\
&\stackrel{\text{(A.12)}}{\leq} \left\| \left(\mathbb{1}_{\{X_t > v_t(\tilde{\boldsymbol{\theta}}^v)\}} - \mathbb{1}_{\{X_t > v_t(\boldsymbol{\theta}^v)\}} \right) M_1(\mathbf{Z}_t) M(\mathbf{Z}_t) \right\|_{2r} \\
&\leq \left\| \mathbb{1}_{\{X_t > v_t(\tilde{\boldsymbol{\theta}}^v)\}} - \mathbb{1}_{\{X_t > v_t(\boldsymbol{\theta}^v)\}} \right\|_p \left\| M_1(\mathbf{Z}_t) \right\|_{4r+l} \left\| M(\mathbf{Z}_t) \right\|_{4r+l} \\
&\stackrel{\text{(A.7)}}{\leq} C \delta^{1/p} \left\| M_1(\mathbf{Z}_t) \right\|_{4r+l} \left\| M(\mathbf{Z}_t) \right\|_{4r+l} \\
&\leq C \delta^{1/p},
\end{aligned}$$

where $p = 2r(4r + \iota)/\iota$. Arguing similarly for the second term, we get that

$$\begin{aligned}
B_{8t} &\leq \left\| \sup_{\|\tilde{\boldsymbol{\theta}}^v - \boldsymbol{\theta}^v\| \leq \delta} \left| \mathbb{1}_{\{X_t > v_t(\tilde{\boldsymbol{\theta}}^v)\}} - \mathbb{1}_{\{X_t > v_t(\boldsymbol{\theta}^v)\}} \right| \sup_{\boldsymbol{\theta}^m \in \boldsymbol{\Theta}^m} \|\nabla m_t(\boldsymbol{\theta}^m)\| Y_t \right\|_{2r} \\
&\leq \left\| \left(\mathbb{1}_{\{X_t > v_t(\tilde{\boldsymbol{\theta}}^v)\}} - \mathbb{1}_{\{X_t > v_t(\boldsymbol{\theta}^v)\}} \right) M_1(\mathbf{Z}_t) Y_t \right\|_{2r} \\
&\leq \left\| \mathbb{1}_{\{X_t > v_t(\tilde{\boldsymbol{\theta}}^v)\}} - \mathbb{1}_{\{X_t > v_t(\boldsymbol{\theta}^v)\}} \right\|_p \left\| M_1(\mathbf{Z}_t) \right\|_{4r+\iota} \left\| Y_t \right\|_{4r+\iota} \\
&\leq C\delta^{1/p} \left\| M_1(\mathbf{Z}_t) \right\|_{4r+\iota} \left\| Y_t \right\|_{4r+\iota} \\
&\leq C\delta^{1/p}.
\end{aligned}$$

Moreover, from Minkowski's inequality,

$$\begin{aligned}
C_{8t} &\leq \left\| \sup_{\|\tilde{\boldsymbol{\theta}}^m - \boldsymbol{\theta}^m\| \leq \delta} \left| \nabla m_t(\tilde{\boldsymbol{\theta}}^m) m_t(\tilde{\boldsymbol{\theta}}^m) - \nabla m_t(\boldsymbol{\theta}^m) m_t(\boldsymbol{\theta}^m) \right| \right\|_{2r} \\
&= \left\| \sup_{\|\tilde{\boldsymbol{\theta}}^m - \boldsymbol{\theta}^m\| \leq \delta} \left| \{ \nabla m_t(\tilde{\boldsymbol{\theta}}^m) - \nabla m_t(\boldsymbol{\theta}^m) \} m_t(\tilde{\boldsymbol{\theta}}^m) + \nabla m_t(\boldsymbol{\theta}^m) \{ m_t(\tilde{\boldsymbol{\theta}}^m) - m_t(\boldsymbol{\theta}^m) \} \right| \right\|_{2r} \\
&\leq \left\| \sup_{\|\tilde{\boldsymbol{\theta}}^m - \boldsymbol{\theta}^m\| \leq \delta} \left| \{ \nabla m_t(\tilde{\boldsymbol{\theta}}^m) - \nabla m_t(\boldsymbol{\theta}^m) \} m_t(\tilde{\boldsymbol{\theta}}^m) \right| \right\|_{2r} \\
&\quad + \left\| \sup_{\|\tilde{\boldsymbol{\theta}}^m - \boldsymbol{\theta}^m\| \leq \delta} \left| \nabla m_t(\boldsymbol{\theta}^m) \{ m_t(\tilde{\boldsymbol{\theta}}^m) - m_t(\boldsymbol{\theta}^m) \} \right| \right\|_{2r} \\
&\leq \left\| M_2(\mathbf{Z}_t) M(\mathbf{Z}_t) \right\|_{2r} \delta \\
&\quad + \left\| M_1(\mathbf{Z}_t) M_1(\mathbf{Z}_t) \right\|_{2r} \delta \\
&\leq C\delta.
\end{aligned}$$

Finally, from Hölder's inequality and Assumption 5,

$$\begin{aligned}
D_{8t} &\leq \left\| Y_t \sup_{\|\tilde{\boldsymbol{\theta}}^m - \boldsymbol{\theta}^m\| \leq \delta} \left| \nabla m_t(\tilde{\boldsymbol{\theta}}^m) - \nabla m_t(\boldsymbol{\theta}^m) \right| \right\|_{2r} \\
&\leq \left\| Y_t M_2(\mathbf{Z}_t) \right\|_{2r} \delta \\
&\leq \left\| Y_t \right\|_{4r} \left\| M_2(\mathbf{Z}_t) \right\|_{4r} \delta \\
&\leq C\delta.
\end{aligned}$$

Overall, (A.56) follows with $\psi = 1/p$. □

Lemma M.3. Suppose Assumptions 1–7 hold. Then, (on a possibly enlarged probability space) there exists a sequence of zero-mean Gaussian processes $\mathbf{B}^{(n)}(\cdot, \cdot)$ with a.s. continuous

sample paths and covariance function $\Gamma(\cdot, \cdot)$, such that

$$\sup_{\boldsymbol{\theta}=(\boldsymbol{\theta}^m, \boldsymbol{\theta}^v)' \in \Theta} \left\| \sqrt{n} [\widehat{\boldsymbol{\lambda}}_n(\boldsymbol{\theta}^m, \boldsymbol{\theta}^v) - \boldsymbol{\lambda}(\boldsymbol{\theta}^m, \boldsymbol{\theta}^v)] - \mathbf{B}^{(n)}(\boldsymbol{\theta}^m, \boldsymbol{\theta}^v) \right\| = o_{\mathbb{P}}(1),$$

where the covariance function satisfies

$$\begin{aligned} \Gamma(\boldsymbol{\theta}, \boldsymbol{\theta}) &= \mathbb{E}[\mathbf{m}_1(\boldsymbol{\theta}^m, \boldsymbol{\theta}^v) \mathbf{m}'_1(\boldsymbol{\theta}^m, \boldsymbol{\theta}^v)] \\ &\quad + \sum_{j=1}^{\infty} \left\{ \mathbb{E}[\mathbf{m}_1(\boldsymbol{\theta}^m, \boldsymbol{\theta}^v) \mathbf{m}'_{1+j}(\boldsymbol{\theta}^m, \boldsymbol{\theta}^v)] + \mathbb{E}[\mathbf{m}_{1+j}(\boldsymbol{\theta}^m, \boldsymbol{\theta}^v) \mathbf{m}'_1(\boldsymbol{\theta}^m, \boldsymbol{\theta}^v)] \right\}. \end{aligned}$$

Proof: The arguments resemble those used to prove Lemma V.3. Note that $\mathbf{m}_t(\cdot, \cdot)$ has uniformly bounded $2r$ -th moments, because (using (A.45) and the c_r -inequality)

$$\begin{aligned} \mathbb{E} \left[\sup_{\boldsymbol{\theta} \in \Theta} \|\mathbf{m}_t(\boldsymbol{\theta}^m, \boldsymbol{\theta}^v)\|^{2r} \right] &\leq \mathbb{E} \left[M_1^{2r}(\mathbf{Z}_t) \{ |M(\mathbf{Z}_t)| + |Y_t| \}^{2r} \right] \\ &\leq C \left\{ \mathbb{E} [M_1^{2r}(\mathbf{Z}_t) M^{2r}(\mathbf{Z}_t)] + \mathbb{E} [M_1^{2r}(\mathbf{Z}_t) |Y_t|^{2r}] \right\} \\ &\leq C < \infty. \end{aligned}$$

From Lemma 4 and Theorem 5 of Andrews (1994) it follows that $\mathbf{m}_t(\cdot, \cdot)$ satisfies ‘‘Ossiander’s L^{2r} -entropy condition’’ (with ‘‘ L^{2r} -envelope’’ given by the supremum $\sup_{\boldsymbol{\theta} \in \Theta} \|\mathbf{m}_t(\boldsymbol{\theta}^m, \boldsymbol{\theta}^v)\|$).

Moreover, the mixing condition of Theorem 1 in Doukhan *et al.* (1995) is satisfied due to $\sum_{t=1}^{\infty} t^{1/(r-1)} \beta(t) < \infty$ from Assumption 2 (and standard mixing inequalities from, e.g., Bradley (2005)).

Therefore, the desired FCLT once again follows from Theorem 1 and Application 1 of Doukhan *et al.* (1995). \square

A.4 Joint Asymptotic Normality of the VaR and MES Parameter Estimator

Proof of Theorem 1 (Joint asymptotic normality of $(\widehat{\boldsymbol{\theta}}_n^v, \widehat{\boldsymbol{\theta}}_n^m)$): Rewrite (A.24) using the subsequent items (i)–(iv) to get that

$$\sqrt{n}(\widehat{\boldsymbol{\theta}}_n^v - \boldsymbol{\theta}_0^v) = [-\boldsymbol{\Lambda}^{-1} + o_{\mathbb{P}}(1)] \left\{ \sqrt{n} [\widehat{\boldsymbol{\lambda}}_n(\boldsymbol{\theta}_0^v) - \boldsymbol{\lambda}(\boldsymbol{\theta}_0^v)] + o_{\mathbb{P}}(1) \right\}. \quad (\text{A.57})$$

Similarly, we obtain from (A.48) and the subsequent items (i)–(v) that

$$\sqrt{n}(\widehat{\boldsymbol{\theta}}_n^m - \boldsymbol{\theta}_0^m) = \boldsymbol{\Lambda}_{(1)}^{-1} \boldsymbol{\Lambda}_{(2)} \boldsymbol{\Lambda}^{-1} \sqrt{n} [\widehat{\boldsymbol{\lambda}}_n(\boldsymbol{\theta}_0^v) - \boldsymbol{\lambda}(\boldsymbol{\theta}_0^v)]$$

$$- \mathbf{A}_{(1)}^{-1} \sqrt{n} [\widehat{\boldsymbol{\lambda}}_n(\boldsymbol{\theta}_0^m, \boldsymbol{\theta}_0^v) - \boldsymbol{\lambda}(\boldsymbol{\theta}_0^m, \boldsymbol{\theta}_0^v)] + o_{\mathbb{P}}(1).$$

Combining this with (A.57) yields that

$$\begin{aligned} \sqrt{n} \begin{pmatrix} \widehat{\boldsymbol{\theta}}_n^v - \boldsymbol{\theta}_0^v \\ \widehat{\boldsymbol{\theta}}_n^m - \boldsymbol{\theta}_0^m \end{pmatrix} &= \begin{pmatrix} -\mathbf{A}^{-1} & \mathbf{0} \\ \mathbf{A}_{(1)}^{-1} \mathbf{A}_{(2)} \mathbf{A}^{-1} & -\mathbf{A}_{(1)}^{-1} \end{pmatrix} \sqrt{n} \begin{pmatrix} \widehat{\boldsymbol{\lambda}}_n(\boldsymbol{\theta}_0^v) - \boldsymbol{\lambda}(\boldsymbol{\theta}_0^v) \\ \widehat{\boldsymbol{\lambda}}_n(\boldsymbol{\theta}_0^m, \boldsymbol{\theta}_0^v) - \boldsymbol{\lambda}(\boldsymbol{\theta}_0^m, \boldsymbol{\theta}_0^v) \end{pmatrix} + o_{\mathbb{P}}(1) \\ &= (-\boldsymbol{\Gamma}) \sqrt{n} \begin{pmatrix} \widehat{\boldsymbol{\lambda}}_n(\boldsymbol{\theta}_0^v) - \boldsymbol{\lambda}(\boldsymbol{\theta}_0^v) \\ \widehat{\boldsymbol{\lambda}}_n(\boldsymbol{\theta}_0^m, \boldsymbol{\theta}_0^v) - \boldsymbol{\lambda}(\boldsymbol{\theta}_0^m, \boldsymbol{\theta}_0^v) \end{pmatrix} + o_{\mathbb{P}}(1) \end{aligned}$$

The conclusion now follows from (A.49) and the CMT. \square

B Estimating the Asymptotic Variance of Theorem 1

For the asymptotic normality result of Theorem 1 to be of use in inference, we have to estimate the asymptotic variance-covariance matrix $\boldsymbol{\Gamma} \mathbf{M} \boldsymbol{\Gamma}'$ consistently. To do so, we introduce the scalar bandwidth $c_n > 0$, whose convergence rate is specified in Assumption 11 below. We propose the following estimators:

$$\begin{aligned} \widehat{\mathbf{V}}_n &= \frac{\beta(1-\beta)}{n} \sum_{t=1}^n \nabla v_t(\widehat{\boldsymbol{\theta}}_n^v) \nabla' v_t(\widehat{\boldsymbol{\theta}}_n^v), \\ \widehat{\mathbf{A}}_n &= \frac{1}{n} \sum_{t=1}^n (2c_n)^{-1} \mathbf{1}_{\{|X_t - v_t(\widehat{\boldsymbol{\theta}}_n^v)| < c_n\}} \nabla v_t(\widehat{\boldsymbol{\theta}}_n^v) \nabla' v_t(\widehat{\boldsymbol{\theta}}_n^v), \\ \widehat{\mathbf{M}}_n^* &= \frac{1}{n} \sum_{t=1}^n \{Y_t - m_t(\widehat{\boldsymbol{\theta}}_n^m)\}^2 \mathbf{1}_{\{X_t > v_t(\widehat{\boldsymbol{\theta}}_n^v)\}} \nabla m_t(\widehat{\boldsymbol{\theta}}_n^m) \nabla' m_t(\widehat{\boldsymbol{\theta}}_n^m), \\ \widehat{\mathbf{A}}_{n,(1)} &= \frac{(1-\beta)}{n} \sum_{t=1}^n \nabla m_t(\widehat{\boldsymbol{\theta}}_n^m) \nabla' m_t(\widehat{\boldsymbol{\theta}}_n^m), \\ \widehat{\mathbf{A}}_{n,(2)} &= \frac{1}{n} \sum_{t=1}^n \{Y_t - m_t(\widehat{\boldsymbol{\theta}}_n^m)\} (2c_n)^{-1} \mathbf{1}_{\{|X_t - v_t(\widehat{\boldsymbol{\theta}}_n^v)| < c_n\}} \nabla m_t(\widehat{\boldsymbol{\theta}}_n^m) \nabla' v_t(\widehat{\boldsymbol{\theta}}_n^v). \end{aligned}$$

The estimators $\widehat{\mathbf{V}}_n$ and $\widehat{\mathbf{A}}_n$ are standard estimators in the (non-linear) quantile regression literature, known from, e.g., Engle and Manganelli (2004, Theorem 3) and Oberhofer and Haupt (2016, Theorem 4). The remaining estimators are specific to MES regressions, and are reasonably straightforward variations of the aforementioned estimators.

To prove consistency of these estimators, we require the following additional regularity conditions.

Assumption 8. (i). $\frac{1}{n} \sum_{t=1}^n \nabla v_t(\boldsymbol{\theta}_0^v) \nabla' v_t(\boldsymbol{\theta}_0^v) f_t^X(v_t(\boldsymbol{\theta}_0^v))$

$\xrightarrow{\mathbb{P}}$

$$\mathbb{E}[\nabla v_t(\boldsymbol{\theta}_0^v) \nabla' v_t(\boldsymbol{\theta}_0^v) f_t^X(v_t(\boldsymbol{\theta}_0^v))].$$

$$(ii). \frac{1}{n} \sum_{t=1}^n \nabla m_t(\boldsymbol{\theta}_0^m) \nabla' v_t(\boldsymbol{\theta}_0^v) \left\{ \int_{-\infty}^{\infty} y f_t(v_t(\boldsymbol{\theta}_0^v), y) dy - m_t(\boldsymbol{\theta}_0^m) f_t^X(v_t(\boldsymbol{\theta}_0^v)) \right\} \xrightarrow{\mathbb{P}} \\ \mathbb{E} \left[\nabla m_t(\boldsymbol{\theta}_0^m) \nabla' v_t(\boldsymbol{\theta}_0^v) \left\{ \int_{-\infty}^{\infty} y f_t(v_t(\boldsymbol{\theta}_0^v), y) dy - m_t(\boldsymbol{\theta}_0^m) f_t^X(v_t(\boldsymbol{\theta}_0^v)) \right\} \right].$$

Assumption 9. $\sup_{x \in \mathbb{R}} \int_{-\infty}^{\infty} |y|^2 f_t(x, y) dy \leq F_2(\mathcal{F}_t)$ for some \mathcal{F}_t -measurable random variable $F_2(\mathcal{F}_t)$.

Assumption 10. $\mathbb{E}[V_1^2(\mathbf{Z}_t) M^2(\mathbf{Z}_t) M_1^2(\mathbf{Z}_t)] \leq K$, $\mathbb{E}[M_1^2(\mathbf{Z}_t) V_1^2(\mathbf{Z}_t) F_2(\mathcal{F}_t)] \leq K$.

Assumption 11. The bandwidth $c_n > 0$ satisfies that $c_n = o(1)$ and $c_n^{-1} = o(n^{1/2})$, as $n \rightarrow \infty$.

The serial dependence in (functionals of) the conditional density $f_t(\cdot, \cdot)$ is restricted by ensuring that the laws of large numbers (LLN) in items (i) and (ii) of Assumption 8 hold. To see this more clearly, note that, as a function of \mathbf{Z}_t , $\{\nabla v_t(\boldsymbol{\theta}_0^v) \nabla' v_t(\boldsymbol{\theta}_0^v)\}$ is β -mixing of size $-r/(r-1)$. Therefore, $\{\nabla v_t(\boldsymbol{\theta}_0^v) \nabla' v_t(\boldsymbol{\theta}_0^v)\}$ obeys a standard mixing LLN. Now, Assumption 8 (i) restricts the serial dependence in $f_t^X(v_t(\boldsymbol{\theta}_0^v))$ by requiring that a LLN also holds for $\{\nabla v_t(\boldsymbol{\theta}_0^v) \nabla' v_t(\boldsymbol{\theta}_0^v) f_t^X(v_t(\boldsymbol{\theta}_0^v))\}$. A similar argument also applies to Assumption 8 (ii). Therefore, Assumption 8 may be interpreted as bounding the time series dependence of $f_t(\cdot, \cdot)$. Note that $f_t(\cdot, \cdot)$ does not have to be known for the above estimators to be consistent. Related assumptions in the literature are Assumption VC3 in Engle and Manganelli (2004) and Assumption 3 in Patton *et al.* (2019). Assumption 9 provides a bound for the conditional density, similar to Assumption 3 (iv). The final Assumption 10 strengthens the moment conditions of Assumption 5. Finally, Assumption 11 is a standard condition for the bandwidth in quantile regression contexts (Engle and Manganelli, 2004; Patton *et al.*, 2019).

Remark 4 (Choice of Bandwidth c_n). The bandwidth c_n from Assumption 11 is only specified asymptotically. In finite samples, we suggest to choose c_n following Koenker (2005) and Machado and Santos Silva (2013). Formally, we let

$$c_n = \text{MAD} \left[\left\{ X_t - v_t(\widehat{\boldsymbol{\theta}}_n^v) \right\}_{t=1, \dots, n} \right] \left[\Phi^{-1}(\beta + m(n, \beta)) - \Phi^{-1}(\beta - m(n, \beta)) \right]$$

with

$$m(n, \tau) = n^{-1/3} (\Phi^{-1}(0.975))^{2/3} \left(\frac{1.5(\phi(\Phi^{-1}(\tau)))^2}{2(\Phi^{-1}(\tau))^2 + 1} \right)^{1/3},$$

where $\text{MAD}(\cdot)$ refers to the sample median absolute deviation, and $\phi(\cdot)$ and $\Phi^{-1}(\cdot)$ denote the density and quantile functions of the standard normal distribution. In the simulations and the applications in the main paper (Sections 4 and 5), we adopt the above choice of c_n .

Theorem 2. *Suppose Assumptions 1–11 hold. Then, as $n \rightarrow \infty$, $\widehat{\mathbf{V}}_n \xrightarrow{\mathbb{P}} \mathbf{V}$, $\widehat{\boldsymbol{\Lambda}}_n \xrightarrow{\mathbb{P}} \boldsymbol{\Lambda}$, $\widehat{\mathbf{M}}_n^* \xrightarrow{\mathbb{P}} \mathbf{M}^*$, $\widehat{\boldsymbol{\Lambda}}_{n,(1)} \xrightarrow{\mathbb{P}} \boldsymbol{\Lambda}_{(1)}$ and $\widehat{\boldsymbol{\Lambda}}_{n,(2)} \xrightarrow{\mathbb{P}} \boldsymbol{\Lambda}_{(2)}$.*

Proof of Theorem 2 ($\widehat{\boldsymbol{\Lambda}}_n \xrightarrow{\mathbb{P}} \boldsymbol{\Lambda}$, $\widehat{\mathbf{V}}_n \xrightarrow{\mathbb{P}} \mathbf{V}$, $\widehat{\boldsymbol{\Lambda}}_{n,(1)} \xrightarrow{\mathbb{P}} \boldsymbol{\Lambda}_{(1)}$): We first show that $\widehat{\boldsymbol{\Lambda}}_n \xrightarrow{\mathbb{P}} \boldsymbol{\Lambda}$. Define

$$\widetilde{\boldsymbol{\Lambda}}_n = \frac{1}{n} \sum_{t=1}^n (2c_n)^{-1} \mathbb{1}_{\{|X_t - v_t(\boldsymbol{\theta}_0^v)| < c_n\}} \nabla v_t(\boldsymbol{\theta}_0^v) \nabla' v_t(\boldsymbol{\theta}_0^v).$$

Then, it suffices to show that

$$\widehat{\boldsymbol{\Lambda}}_n - \widetilde{\boldsymbol{\Lambda}}_n = o_{\mathbb{P}}(1), \quad (\text{B.1})$$

$$\widetilde{\boldsymbol{\Lambda}}_n - \boldsymbol{\Lambda} = o_{\mathbb{P}}(1). \quad (\text{B.2})$$

First, we establish (B.1). Use the MVT with $\boldsymbol{\theta}^*$ some mean value on the line connecting $\boldsymbol{\theta}_0^v$ and $\widehat{\boldsymbol{\theta}}_n^v$ to write

$$\begin{aligned} \|\widehat{\boldsymbol{\Lambda}}_n - \widetilde{\boldsymbol{\Lambda}}_n\| &= \left\| \frac{1}{n} \sum_{t=1}^n (2c_n)^{-1} \mathbb{1}_{\{|X_t - v_t(\boldsymbol{\theta}_0^v)| < c_n\}} \left\{ [\nabla v_t(\widehat{\boldsymbol{\theta}}_n^v) - \nabla v_t(\boldsymbol{\theta}_0^v)] \nabla' v_t(\widehat{\boldsymbol{\theta}}_n^v) \right. \right. \\ &\quad \left. \left. + \nabla v_t(\boldsymbol{\theta}_0^v) [\nabla' v_t(\widehat{\boldsymbol{\theta}}_n^v) - \nabla' v_t(\boldsymbol{\theta}_0^v)] \right\} \right. \\ &\quad \left. + \frac{1}{n} \sum_{t=1}^n (2c_n)^{-1} [\mathbb{1}_{\{|X_t - v_t(\widehat{\boldsymbol{\theta}}_n^v)| < c_n\}} - \mathbb{1}_{\{|X_t - v_t(\boldsymbol{\theta}_0^v)| < c_n\}}] \nabla v_t(\widehat{\boldsymbol{\theta}}_n^v) \nabla' v_t(\widehat{\boldsymbol{\theta}}_n^v) \right\| \\ &\leq \frac{1}{n} \sum_{t=1}^n (2c_n)^{-1} \mathbb{1}_{\{|X_t - v_t(\boldsymbol{\theta}_0^v)| < c_n\}} \left\| \nabla^2 v_t(\boldsymbol{\theta}^*) (\widehat{\boldsymbol{\theta}}_n^v - \boldsymbol{\theta}_0^v) \nabla' v_t(\widehat{\boldsymbol{\theta}}_n^v) \right. \\ &\quad \left. + \nabla v_t(\boldsymbol{\theta}_0^v) (\widehat{\boldsymbol{\theta}}_n^v - \boldsymbol{\theta}_0^v)' \nabla^2 v_t(\boldsymbol{\theta}^*) \right\| \\ &\quad + \frac{1}{n} \sum_{t=1}^n (2c_n)^{-1} |\mathbb{1}_{\{|X_t - v_t(\widehat{\boldsymbol{\theta}}_n^v)| < c_n\}} - \mathbb{1}_{\{|X_t - v_t(\boldsymbol{\theta}_0^v)| < c_n\}}| \cdot \|\nabla v_t(\widehat{\boldsymbol{\theta}}_n^v) \nabla' v_t(\widehat{\boldsymbol{\theta}}_n^v)\| \\ &\leq \frac{1}{n} \sum_{t=1}^n (2c_n)^{-1} \mathbb{1}_{\{|X_t - v_t(\boldsymbol{\theta}_0^v)| < c_n\}} 2V_2(\mathbf{Z}_t) V_1(\mathbf{Z}_t) \|\widehat{\boldsymbol{\theta}}_n^v - \boldsymbol{\theta}_0^v\| \\ &\quad + \frac{1}{n} \sum_{t=1}^n (2c_n)^{-1} |\mathbb{1}_{\{|X_t - v_t(\widehat{\boldsymbol{\theta}}_n^v)| < c_n\}} - \mathbb{1}_{\{|X_t - v_t(\boldsymbol{\theta}_0^v)| < c_n\}}| V_1^2(\mathbf{Z}_t) \\ &=: A_{9n} + B_{9n}. \end{aligned}$$

To prove $A_{9n} = o_{\mathbb{P}}(1)$, we use the LIE to obtain that

$$\begin{aligned} &\mathbb{E} \left[\frac{1}{n} \sum_{t=1}^n (2c_n)^{-1} \mathbb{1}_{\{|X_t - v_t(\boldsymbol{\theta}_0^v)| < c_n\}} 2V_2(\mathbf{Z}_t) V_1(\mathbf{Z}_t) \right] \\ &= \frac{1}{c_n n} \sum_{t=1}^n \mathbb{E} \left\{ V_2(\mathbf{Z}_t) V_1(\mathbf{Z}_t) \mathbb{E}_t [\mathbb{1}_{\{-c_n < X_t - v_t(\boldsymbol{\theta}_0^v) < c_n\}}] \right\} \end{aligned}$$

$$\begin{aligned}
&= \frac{1}{c_n n} \sum_{t=1}^n \mathbb{E} \left\{ V_2(\mathbf{Z}_t) V_1(\mathbf{Z}_t) [F_t^X(v_t(\boldsymbol{\theta}_0^v) + c_n) - F_t^X(v_t(\boldsymbol{\theta}_0^v) - c_n)] \right\} \\
&\leq \frac{1}{c_n n} \sum_{t=1}^n \mathbb{E} \left\{ V_2(\mathbf{Z}_t) V_1(\mathbf{Z}_t) \sup_{x \in \mathbb{R}} f_t^X(x) 2c_n \right\} \\
&\leq \frac{2K}{n} \sum_{t=1}^n \|V_2(\mathbf{Z}_t)\|_2 \|V_1(\mathbf{Z}_t)\|_2 \\
&\leq C < \infty.
\end{aligned}$$

Hence, by Markov's inequality, $\frac{1}{n} \sum_{t=1}^n (2c_n)^{-1} \mathbb{1}_{\{|X_t - v_t(\boldsymbol{\theta}_0^v)| < c_n\}} 2V_2(\mathbf{Z}_t) V_1(\mathbf{Z}_t) = O_{\mathbb{P}}(1)$. Combining this with $\|\widehat{\boldsymbol{\theta}}_n^v - \boldsymbol{\theta}_0^v\| = o_{\mathbb{P}}(1)$ (from Proposition 1), $A_{9n} = O_{\mathbb{P}}(1) o_{\mathbb{P}}(1) = o_{\mathbb{P}}(1)$ follows.

To show $B_{9n} = o_{\mathbb{P}}(1)$, it is easy to check that

$$\begin{aligned}
\left| \mathbb{1}_{\{|X_t - v_t(\widehat{\boldsymbol{\theta}}_n^v)| < c_n\}} - \mathbb{1}_{\{|X_t - v_t(\boldsymbol{\theta}_0^v)| < c_n\}} \right| &\leq \mathbb{1}_{\{|X_t - v_t(\boldsymbol{\theta}_0^v) - c_n| < |v_t(\widehat{\boldsymbol{\theta}}_n^v) - v_t(\boldsymbol{\theta}_0^v)|\}} \\
&\quad + \mathbb{1}_{\{|X_t - v_t(\boldsymbol{\theta}_0^v) + c_n| < |v_t(\widehat{\boldsymbol{\theta}}_n^v) - v_t(\boldsymbol{\theta}_0^v)|\}}. \quad (\text{B.3})
\end{aligned}$$

Theorem 1 and Assumption 11 imply that for any $d > 0$ the event $\mathbf{E}_{1n} := \{c_n^{-1} \|\widehat{\boldsymbol{\theta}}_n^v - \boldsymbol{\theta}_0^v\| \leq d\}$ occurs w.p.a. 1, as $n \rightarrow \infty$. Therefore,

$$\begin{aligned}
&\mathbb{P}\{B_{9n} > \varepsilon\} \\
&\leq \mathbb{P}\{B_{9n} > \varepsilon, \mathbf{E}_{1n}\} + \mathbb{P}\{\mathbf{E}_{1n}^C\} \\
&\leq \mathbb{P}\left\{ \frac{1}{n} \sum_{t=1}^n (2c_n)^{-1} \left| \mathbb{1}_{\{|X_t - v_t(\widehat{\boldsymbol{\theta}}_n^v)| < c_n\}} - \mathbb{1}_{\{|X_t - v_t(\boldsymbol{\theta}_0^v)| < c_n\}} \right| V_1^2(\mathbf{Z}_t) > \varepsilon, \mathbf{E}_{1n} \right\} + o(1) \\
&\leq \frac{1}{2\varepsilon c_n n} \sum_{t=1}^n \left\{ \mathbb{E} \left[\mathbb{1}_{\{|X_t - v_t(\boldsymbol{\theta}_0^v) - c_n| < V_1(\mathbf{Z}_t) dc_n\}} V_1^2(\mathbf{Z}_t) \right] + \mathbb{E} \left[\mathbb{1}_{\{|X_t - v_t(\boldsymbol{\theta}_0^v) + c_n| < V_1(\mathbf{Z}_t) dc_n\}} V_1^2(\mathbf{Z}_t) \right] \right\} \\
&\quad + o(1), \quad (\text{B.4})
\end{aligned}$$

where we used (B.3) for the final inequality and \mathbf{E}_{1n}^C denotes the complement of \mathbf{E}_{1n} . Use the LIE to get that

$$\begin{aligned}
&\mathbb{E} \left[\mathbb{1}_{\{|X_t - v_t(\boldsymbol{\theta}_0^v) - c_n| < V_1(\mathbf{Z}_t) dc_n\}} V_1^2(\mathbf{Z}_t) \right] \\
&= \mathbb{E} \left[V_1^2(\mathbf{Z}_t) \mathbb{E}_t \left\{ \mathbb{1}_{\{-V_1(\mathbf{Z}_t) dc_n < X_t - v_t(\boldsymbol{\theta}_0^v) - c_n < V_1(\mathbf{Z}_t) dc_n\}} \right\} \right] \\
&= \mathbb{E} \left[V_1^2(\mathbf{Z}_t) \left\{ F_t^X(v_t(\boldsymbol{\theta}_0^v) + c_n + V_1(\mathbf{Z}_t) dc_n) - F_t^X(v_t(\boldsymbol{\theta}_0^v) + c_n - V_1(\mathbf{Z}_t) dc_n) \right\} \right] \\
&\leq \mathbb{E} \left[V_1^2(\mathbf{Z}_t) \sup_{x \in \mathbb{R}} \{f_t^X(x)\} 2V_1(\mathbf{Z}_t) dc_n \right] \\
&\leq 2K dc_n \mathbb{E} [V_1^3(\mathbf{Z}_t)]
\end{aligned}$$

$$\leq Cdc_n,$$

with an identical bound in force for the other expectation in (B.4). Therefore, from (B.4),

$$\mathbb{P}\{B_{9n} > \varepsilon\} \leq Cd + o(1).$$

Since $d > 0$ can be chosen arbitrarily small, $B_{9n} = o_{\mathbb{P}}(1)$ follows. This establishes (B.1).

It remains to prove (B.2). Write

$$\begin{aligned} \tilde{\mathbf{A}}_n - \mathbf{A} &= \frac{1}{n} \sum_{t=1}^n \nabla v_t(\boldsymbol{\theta}_0^v) \nabla' v_t(\boldsymbol{\theta}_0^v) (2c_n)^{-1} \left\{ \mathbf{1}_{\{|X_t - v_t(\boldsymbol{\theta}_0^v)| < c_n\}} - \mathbb{E}_t[\mathbf{1}_{\{|X_t - v_t(\boldsymbol{\theta}_0^v)| < c_n\}}] \right\} \\ &\quad + \frac{1}{n} \sum_{t=1}^n \nabla v_t(\boldsymbol{\theta}_0^v) \nabla' v_t(\boldsymbol{\theta}_0^v) \left\{ (2c_n)^{-1} \mathbb{E}_t[\mathbf{1}_{\{|X_t - v_t(\boldsymbol{\theta}_0^v)| < c_n\}}] - f_t^X(v_t(\boldsymbol{\theta}_0^v)) \right\} \\ &\quad + \frac{1}{n} \sum_{t=1}^n \left\{ \nabla v_t(\boldsymbol{\theta}_0^v) \nabla' v_t(\boldsymbol{\theta}_0^v) f_t^X(v_t(\boldsymbol{\theta}_0^v)) - \mathbb{E}[\nabla v_t(\boldsymbol{\theta}_0^v) \nabla' v_t(\boldsymbol{\theta}_0^v) f_t^X(v_t(\boldsymbol{\theta}_0^v))] \right\} \\ &=: A_{10n} + B_{10n} + C_{10n}. \end{aligned}$$

We show that each of these terms is $o_{\mathbb{P}}(1)$.

By the LIE, $\mathbb{E}[A_{10n}] = \mathbf{0}$. Hence, for any (i, j) -th element of A_{10n} , denoted by $A_{10n,ij}$, we have that

$$\begin{aligned} \text{Var}(A_{10n,ij}) &= \mathbb{E}[A_{10n,ij}^2] \\ &= (2c_n n)^{-2} \mathbb{E} \left[\sum_{t=1}^n \nabla_i v_t(\boldsymbol{\theta}_0^v) \nabla_j v_t(\boldsymbol{\theta}_0^v) (2c_n)^{-1} \left\{ \mathbf{1}_{\{|X_t - v_t(\boldsymbol{\theta}_0^v)| < c_n\}} - \mathbb{E}_t[\mathbf{1}_{\{|X_t - v_t(\boldsymbol{\theta}_0^v)| < c_n\}}] \right\} \right]^2 \\ &= (2c_n n)^{-2} \sum_{t=1}^n \mathbb{E} \left[\left\{ \nabla_i v_t(\boldsymbol{\theta}_0^v) \nabla_j v_t(\boldsymbol{\theta}_0^v) \right\}^2 \left\{ \mathbf{1}_{\{|X_t - v_t(\boldsymbol{\theta}_0^v)| < c_n\}} - \mathbb{E}_t[\mathbf{1}_{\{|X_t - v_t(\boldsymbol{\theta}_0^v)| < c_n\}}] \right\}^2 \right] \\ &\leq (2c_n n)^{-2} \sum_{t=1}^n \mathbb{E}[V_1^4(\mathbf{Z}_t)] \\ &\leq Cc_n^{-2} n^{-1} = o(1), \end{aligned}$$

where we used for the third equality that all covariance terms are zero by the LIE, and the final equality follows from Assumption 11. Chebyshev's inequality now implies that $A_{10n} = o_{\mathbb{P}}(1)$.

For B_{10n} , note that by the MVT for some $c^* \in [-c_n, c_n]$

$$\begin{aligned} \mathbb{E}_t[\mathbf{1}_{\{|X_t - v_t(\boldsymbol{\theta}_0^v)| < c_n\}}] &= \mathbb{E}_t[\mathbf{1}_{\{-c_n < X_t - v_t(\boldsymbol{\theta}_0^v) < c_n\}}] \\ &= F_t^X(v_t(\boldsymbol{\theta}_0^v) + c_n) - F_t^X(v_t(\boldsymbol{\theta}_0^v) - c_n) \end{aligned}$$

$$= f_t^X(v_t(\boldsymbol{\theta}_0^v) + c^*)2c_n,$$

such that (also using Assumption 3 (ii))

$$\begin{aligned} \mathbb{E}\|B_{10n}\| &\leq \frac{1}{n} \sum_{t=1}^n \mathbb{E} \left[V_1^2(\mathbf{Z}_t) \left| (2c_n)^{-1} \mathbb{E}_t[\mathbf{1}_{\{|X_t - v_t(\boldsymbol{\theta}_0^v)| < c_n\}}] - f_t^X(v_t(\boldsymbol{\theta}_0^v)) \right| \right] \\ &\leq \frac{1}{n} \sum_{t=1}^n \mathbb{E} \left[V_1^2(\mathbf{Z}_t) \left| f_t^X(v_t(\boldsymbol{\theta}_0^v) + c^*) - f_t^X(v_t(\boldsymbol{\theta}_0^v)) \right| \right] \\ &\leq \frac{1}{n} \sum_{t=1}^n \mathbb{E}[V_1^2(\mathbf{Z}_t)] K c_n \\ &\leq C c_n = o(1). \end{aligned}$$

Therefore, by Markov's inequality, $B_{10n} = o_{\mathbb{P}}(1)$ follows.

Finally, $C_{10n} = o_{\mathbb{P}}(1)$ is immediate from Assumption 8 (i).

This establishes (B.2), such that $\widehat{\boldsymbol{\Lambda}}_n \xrightarrow{\mathbb{P}} \boldsymbol{\Lambda}$ follows.

The proofs that $\widehat{\mathbf{V}}_n \xrightarrow{\mathbb{P}} \mathbf{V}$, $\widehat{\boldsymbol{\Lambda}}_{n,(1)} \xrightarrow{\mathbb{P}} \boldsymbol{\Lambda}_{(1)}$ are similar and, hence, omitted. \square

Proof of Theorem 2 ($\widehat{\mathbf{M}}_n^* \xrightarrow{\mathbb{P}} \mathbf{M}^*$): For $\widehat{\mathbf{M}}_n^* \xrightarrow{\mathbb{P}} \mathbf{M}^*$ it suffices to show that

$$\begin{aligned} \widehat{\mathbf{M}}_{1n}^* &:= \frac{1}{n} \sum_{t=1}^n \mathbf{1}_{\{X_t > v_t(\widehat{\boldsymbol{\theta}}_n^v)\}} Y_t^2 \nabla m_t(\widehat{\boldsymbol{\theta}}_n^m) \nabla' m_t(\widehat{\boldsymbol{\theta}}_n^m) \\ &\xrightarrow{\mathbb{P}} \mathbb{E}[\mathbf{1}_{\{X_t > v_t(\boldsymbol{\theta}_0^v)\}} Y_t^2 \nabla m_t(\boldsymbol{\theta}_0^m) \nabla' m_t(\boldsymbol{\theta}_0^m)] =: \mathbf{M}_1^*, \\ \widehat{\mathbf{M}}_{2n}^* &:= \frac{1}{n} \sum_{t=1}^n \mathbf{1}_{\{X_t > v_t(\widehat{\boldsymbol{\theta}}_n^v)\}} Y_t m_t(\widehat{\boldsymbol{\theta}}_n^m) \nabla m_t(\widehat{\boldsymbol{\theta}}_n^m) \nabla' m_t(\widehat{\boldsymbol{\theta}}_n^m) \\ &\xrightarrow{\mathbb{P}} \mathbb{E}[\mathbf{1}_{\{X_t > v_t(\boldsymbol{\theta}_0^v)\}} Y_t m_t(\boldsymbol{\theta}_0^m) \nabla m_t(\boldsymbol{\theta}_0^m) \nabla' m_t(\boldsymbol{\theta}_0^m)] =: \mathbf{M}_2^*, \\ \widehat{\mathbf{M}}_{3n}^* &:= \frac{1}{n} \sum_{t=1}^n \mathbf{1}_{\{X_t > v_t(\widehat{\boldsymbol{\theta}}_n^v)\}} m_t^2(\widehat{\boldsymbol{\theta}}_n^m) \nabla m_t(\widehat{\boldsymbol{\theta}}_n^m) \nabla' m_t(\widehat{\boldsymbol{\theta}}_n^m) \\ &\xrightarrow{\mathbb{P}} \mathbb{E}[\mathbf{1}_{\{X_t > v_t(\boldsymbol{\theta}_0^v)\}} m_t^2(\boldsymbol{\theta}_0^m) \nabla m_t(\boldsymbol{\theta}_0^m) \nabla' m_t(\boldsymbol{\theta}_0^m)] =: \mathbf{M}_3^*. \end{aligned}$$

We only prove $\widehat{\mathbf{M}}_{1n}^* \xrightarrow{\mathbb{P}} \mathbf{M}_1^*$, because the other convergences follow along similar lines.

Define

$$\widetilde{\mathbf{M}}_{1n}^* := \frac{1}{n} \sum_{t=1}^n \mathbf{1}_{\{X_t > v_t(\boldsymbol{\theta}_0^v)\}} Y_t^2 \nabla m_t(\boldsymbol{\theta}_0^m) \nabla' m_t(\boldsymbol{\theta}_0^m).$$

Then, it suffices to show that

$$\widehat{\mathbf{M}}_{1n}^* - \widetilde{\mathbf{M}}_{1n}^* = o_{\mathbb{P}}(1), \tag{B.5}$$

$$\widetilde{\mathbf{M}}_{1n}^* - \mathbf{M}_1^* = o_{\mathbb{P}}(1). \tag{B.6}$$

First, we establish (B.5). Use the MVT with $\boldsymbol{\theta}^*$ some mean value on the line connecting $\boldsymbol{\theta}_0^m$ and $\widehat{\boldsymbol{\theta}}_n^m$ to write

$$\begin{aligned}
\|\widehat{\boldsymbol{M}}_{1n}^* - \widetilde{\boldsymbol{M}}_{1n}^*\| &= \left\| \frac{1}{n} \sum_{t=1}^n \mathbb{1}_{\{X_t > v_t(\boldsymbol{\theta}_0^v)\}} Y_t^2 \left\{ [\nabla m_t(\widehat{\boldsymbol{\theta}}_n^m) - \nabla m_t(\boldsymbol{\theta}_0^m)] \nabla' m_t(\widehat{\boldsymbol{\theta}}_n^m) \right. \right. \\
&\quad \left. \left. + \nabla m_t(\boldsymbol{\theta}_0^m) [\nabla' m_t(\widehat{\boldsymbol{\theta}}_n^m) - \nabla' m_t(\boldsymbol{\theta}_0^m)] \right\} \right. \\
&\quad \left. + \frac{1}{n} \sum_{t=1}^n [\mathbb{1}_{\{X_t > v_t(\widehat{\boldsymbol{\theta}}_n^v)\}} - \mathbb{1}_{\{X_t > v_t(\boldsymbol{\theta}_0^v)\}}] Y_t^2 \nabla m_t(\widehat{\boldsymbol{\theta}}_n^m) \nabla' m_t(\widehat{\boldsymbol{\theta}}_n^m) \right\| \\
&\leq \frac{1}{n} \sum_{t=1}^n \mathbb{1}_{\{X_t > v_t(\boldsymbol{\theta}_0^v)\}} Y_t^2 \left\| \nabla^2 m_t(\boldsymbol{\theta}^*) (\widehat{\boldsymbol{\theta}}_n^m - \boldsymbol{\theta}_0^m) \nabla' m_t(\widehat{\boldsymbol{\theta}}_n^m) \right. \\
&\quad \left. + \nabla m_t(\boldsymbol{\theta}_0^m) (\widehat{\boldsymbol{\theta}}_n^m - \boldsymbol{\theta}_0^m)' \nabla^2 m_t(\boldsymbol{\theta}^*) \right\| \\
&\quad + \frac{1}{n} \sum_{t=1}^n |\mathbb{1}_{\{X_t > v_t(\widehat{\boldsymbol{\theta}}_n^v)\}} - \mathbb{1}_{\{X_t > v_t(\boldsymbol{\theta}_0^v)\}}| Y_t^2 \left\| \nabla m_t(\widehat{\boldsymbol{\theta}}_n^m) \nabla' m_t(\widehat{\boldsymbol{\theta}}_n^m) \right\| \\
&\leq \frac{1}{n} \sum_{t=1}^n \mathbb{1}_{\{X_t > v_t(\boldsymbol{\theta}_0^v)\}} Y_t^2 2M_2(\mathbf{Z}_t) M_1(\mathbf{Z}_t) \|\widehat{\boldsymbol{\theta}}_n^m - \boldsymbol{\theta}_0^m\| \\
&\quad + \frac{1}{n} \sum_{t=1}^n |\mathbb{1}_{\{X_t > v_t(\widehat{\boldsymbol{\theta}}_n^v)\}} - \mathbb{1}_{\{X_t > v_t(\boldsymbol{\theta}_0^v)\}}| Y_t^2 M_1^2(\mathbf{Z}_t) \\
&=: A_{11n} + B_{11n}.
\end{aligned}$$

To prove $A_{11n} = o_{\mathbb{P}}(1)$, use that

$$\begin{aligned}
\mathbb{E} \left[\frac{1}{n} \sum_{t=1}^n \mathbb{1}_{\{X_t > v_t(\boldsymbol{\theta}_0^v)\}} Y_t^2 2M_2(\mathbf{Z}_t) M_1(\mathbf{Z}_t) \right] &\leq \frac{2}{n} \sum_{t=1}^n \mathbb{E} [Y_t^2 M_2(\mathbf{Z}_t) M_1(\mathbf{Z}_t)] \\
&\leq \frac{2}{n} \sum_{t=1}^n \|Y_t^2\|_2 \|M_2(\mathbf{Z}_t)\|_4 \|M_1(\mathbf{Z}_t)\|_4 \\
&\leq C < \infty.
\end{aligned}$$

Hence, by Markov's inequality, $\frac{1}{n} \sum_{t=1}^n \mathbb{1}_{\{X_t > v_t(\boldsymbol{\theta}_0^v)\}} Y_t^2 2M_2(\mathbf{Z}_t) M_1(\mathbf{Z}_t) = O_{\mathbb{P}}(1)$. Combining this with $\|\widehat{\boldsymbol{\theta}}_n^m - \boldsymbol{\theta}_0^m\| = o_{\mathbb{P}}(1)$ (from Proposition 1), $A_{11n} = O_{\mathbb{P}}(1) o_{\mathbb{P}}(1) = o_{\mathbb{P}}(1)$ follows.

To show $B_{11n} = o_{\mathbb{P}}(1)$, consider the event $\mathbf{E}_{2n} := \{\|\widehat{\boldsymbol{\theta}}_n^v - \boldsymbol{\theta}_0^v\| \leq \delta\}$ for $\delta > 0$, which occurs w.p.a. 1, as $n \rightarrow \infty$, by Proposition 1. Therefore,

$$\begin{aligned}
&\mathbb{P}\{B_{11n} > \varepsilon\} \\
&\leq \mathbb{P}\{B_{11n} > \varepsilon, \mathbf{E}_{2n}\} + \mathbb{P}\{\mathbf{E}_{2n}^C\}
\end{aligned}$$

$$\begin{aligned}
&\leq \mathbb{P}\left\{\frac{1}{n}\sum_{t=1}^n\left|\mathbb{1}_{\{X_t>v_t(\widehat{\boldsymbol{\theta}}_n^v)\}}-\mathbb{1}_{\{X_t>v_t(\boldsymbol{\theta}_0^v)\}}\right|Y_t^2M_1^2(\mathbf{Z}_t)>\varepsilon,\mathbf{E}_{2n}\right\}+o(1) \\
&\leq\frac{1}{\varepsilon n}\sum_{t=1}^n\mathbb{E}\left\{\sup_{\|\boldsymbol{\theta}^v-\boldsymbol{\theta}_0^v\|\leq\delta}\left|\mathbb{1}_{\{X_t>v_t(\boldsymbol{\theta}^v)\}}-\mathbb{1}_{\{X_t>v_t(\boldsymbol{\theta}_0^v)\}}\right|Y_t^2M_1^2(\mathbf{Z}_t)\right\}+o(1). \tag{B.7}
\end{aligned}$$

Use (an obvious adaptation of) (A.12), Hölder's inequality (with $p = (4r + \iota)/\iota$) and (A.7) to get that

$$\begin{aligned}
&\mathbb{E}\left\{\sup_{\|\boldsymbol{\theta}^v-\boldsymbol{\theta}_0^v\|\leq\delta}\left|\mathbb{1}_{\{X_t>v_t(\boldsymbol{\theta}^v)\}}-\mathbb{1}_{\{X_t>v_t(\boldsymbol{\theta}_0^v)\}}\right|Y_t^2M_1^2(\mathbf{Z}_t)\right\} \\
&\leq\mathbb{E}\left\{\left[\mathbb{1}_{\{X_t>v_t(\bar{\boldsymbol{\theta}}^v)\}}-\mathbb{1}_{\{X_t>v_t(\underline{\boldsymbol{\theta}}^v)\}}\right]Y_t^2M_1^2(\mathbf{Z}_t)\right\} \\
&\leq\left\|\mathbb{1}_{\{X_t>v_t(\bar{\boldsymbol{\theta}}^v)\}}-\mathbb{1}_{\{X_t>v_t(\underline{\boldsymbol{\theta}}^v)\}}\right\|_p\|Y_t^2\|_{2+\iota/(2r)}\|M_1^2(\mathbf{Z}_t)\|_{2+\iota/(2r)} \\
&\leq C\delta^{1/p}\|Y_t^2\|_{2+\iota/2}\|M_1^2(\mathbf{Z}_t)\|_{2+\iota/2} \\
&\leq C\delta^{1/p}.
\end{aligned}$$

Therefore, from (B.7),

$$\mathbb{P}\{B_{11n} > \varepsilon\} \leq C\delta^{1/p} + o(1).$$

Since $\delta > 0$ can be chosen arbitrarily small, $B_{11n} = o_{\mathbb{P}}(1)$ follows and, hence, also (B.5).

It remains to prove (B.6), i.e.,

$$\frac{1}{n}\sum_{t=1}^n\mathbb{1}_{\{X_t>v_t(\boldsymbol{\theta}_0^v)\}}Y_t^2\nabla m_t(\boldsymbol{\theta}_0^m)\nabla' m_t(\boldsymbol{\theta}_0^m)\xrightarrow{\mathbb{P}}\mathbb{E}\left[\mathbb{1}_{\{X_t>v_t(\boldsymbol{\theta}_0^v)\}}Y_t^2\nabla m_t(\boldsymbol{\theta}_0^m)\nabla' m_t(\boldsymbol{\theta}_0^m)\right].$$

This can be deduced from the ergodic theorem (e.g., White, 2001, Theorem 3.34) as follows. Recall from the proof of Proposition 1 that $\{(X_t, Y_t, \mathbf{Z}_t)'\}_t$ is α -mixing of size $-r/(r-1)$. Then, since $\mathbb{1}_{\{X_t < v_t(\boldsymbol{\theta}_0^v)\}}Y_t^2\nabla m_t(\boldsymbol{\theta}_0^m)\nabla' m_t(\boldsymbol{\theta}_0^m)$ is (X_t, Y_t, \mathbf{Z}_t) -measurable and (by Assumption 2) stationary, $\{\mathbb{1}_{\{X_t < v_t(\boldsymbol{\theta}_0^v)\}}Y_t^2\nabla m_t(\boldsymbol{\theta}_0^m)\nabla' m_t(\boldsymbol{\theta}_0^m)\}_{t \in \mathbb{N}}$ is also α -mixing of size $-r/(r-1)$ as a function of α -mixing random variables of size $-r/(r-1)$ (e.g., White, 2001, Theorem 3.49). By White (2001, Proposition 3.44), this implies ergodicity of

$$\left\{\mathbb{1}_{\{X_t>v_t(\boldsymbol{\theta}_0^v)\}}Y_t^2\nabla m_t(\boldsymbol{\theta}_0^m)\nabla' m_t(\boldsymbol{\theta}_0^m)\right\}_{t \in \mathbb{N}}.$$

Since also

$$\mathbb{E}\left\|\mathbb{1}_{\{X_t>v_t(\boldsymbol{\theta}_0^v)\}}Y_t^2\nabla m_t(\boldsymbol{\theta}_0^m)\nabla' m_t(\boldsymbol{\theta}_0^m)\right\| \leq \|Y_t^2\|_2\|M_1^2(\mathbf{Z}_t)\|_2 \leq C < \infty,$$

the ergodic theorem of White (2001, Theorem 3.34) immediately implies (B.6). Thus, $\widehat{\mathbf{M}}_{1n}^* \xrightarrow{\mathbb{P}} \mathbf{M}_1^*$. Overall, we obtain that $\widehat{\mathbf{M}}_n^* \xrightarrow{\mathbb{P}} \mathbf{M}^*$. \square

Proof of Theorem 2 ($\widehat{\Lambda}_{n,(2)} \xrightarrow{\mathbb{P}} \Lambda_{(2)}$): Since the proof of

$$\begin{aligned} \frac{1}{n} \sum_{t=1}^n m_t(\widehat{\boldsymbol{\theta}}_n^m)(2c_n)^{-1} \mathbb{1}_{\{|X_t - v_t(\widehat{\boldsymbol{\theta}}_n^v)| < c_n\}} \nabla m_t(\widehat{\boldsymbol{\theta}}_n^m) \nabla' v_t(\widehat{\boldsymbol{\theta}}_n^v) \\ \xrightarrow{\mathbb{P}} \mathbb{E} \left[m_t(\boldsymbol{\theta}_0^m) f_t^X(v_t(\boldsymbol{\theta}_0^v)) \nabla m_t(\boldsymbol{\theta}_0^m) \nabla' v_t(\boldsymbol{\theta}_0^v) \right] \end{aligned}$$

follows along similar lines as that of $\widehat{\Lambda}_n \xrightarrow{\mathbb{P}} \Lambda$, we only show that

$$\begin{aligned} \widehat{\Lambda}_{22n} &:= \frac{1}{n} \sum_{t=1}^n Y_t(2c_n)^{-1} \mathbb{1}_{\{|X_t - v_t(\widehat{\boldsymbol{\theta}}_n^v)| < c_n\}} \nabla m_t(\widehat{\boldsymbol{\theta}}_n^m) \nabla' v_t(\widehat{\boldsymbol{\theta}}_n^v) \\ &\xrightarrow{\mathbb{P}} \mathbb{E} \left[\int_{-\infty}^{\infty} y f_t(v_t(\boldsymbol{\theta}_0^v), y) dy \nabla m_t(\boldsymbol{\theta}_0^m) \nabla' v_t(\boldsymbol{\theta}_0^v) \right] =: \Lambda_{22}. \end{aligned}$$

Define

$$\widetilde{\Lambda}_{22n} := \frac{1}{n} \sum_{t=1}^n Y_t(2c_n)^{-1} \mathbb{1}_{\{|X_t - v_t(\boldsymbol{\theta}_0^v)| < c_n\}} \nabla m_t(\boldsymbol{\theta}_0^m) \nabla' v_t(\boldsymbol{\theta}_0^v).$$

Then, it suffices to show that

$$\widehat{\Lambda}_{22n} - \widetilde{\Lambda}_{22n} = o_{\mathbb{P}}(1), \quad (\text{B.8})$$

$$\widetilde{\Lambda}_{22n} - \Lambda_{22} = o_{\mathbb{P}}(1). \quad (\text{B.9})$$

First, we establish (B.8). Use the MVT with $\boldsymbol{\theta}^{m*}$ ($\boldsymbol{\theta}^{v*}$) some mean value on the line connecting $\boldsymbol{\theta}_0^m$ and $\widehat{\boldsymbol{\theta}}_n^m$ ($\boldsymbol{\theta}_0^v$ and $\widehat{\boldsymbol{\theta}}_n^v$) to write

$$\begin{aligned} \|\widehat{\Lambda}_{22n} - \widetilde{\Lambda}_{22n}\| &= \left\| \frac{1}{n} \sum_{t=1}^n Y_t(2c_n)^{-1} \mathbb{1}_{\{|X_t - v_t(\boldsymbol{\theta}_0^v)| < c_n\}} \left\{ [\nabla m_t(\widehat{\boldsymbol{\theta}}_n^m) - \nabla m_t(\boldsymbol{\theta}_0^m)] \nabla' v_t(\widehat{\boldsymbol{\theta}}_n^v) \right. \right. \\ &\quad \left. \left. + \nabla m_t(\boldsymbol{\theta}_0^v) [\nabla' v_t(\widehat{\boldsymbol{\theta}}_n^v) - \nabla' v_t(\boldsymbol{\theta}_0^v)] \right\} \right. \\ &\quad \left. + \frac{1}{n} \sum_{t=1}^n Y_t(2c_n)^{-1} [\mathbb{1}_{\{|X_t - v_t(\widehat{\boldsymbol{\theta}}_n^v)| < c_n\}} - \mathbb{1}_{\{|X_t - v_t(\boldsymbol{\theta}_0^v)| < c_n\}}] \nabla m_t(\widehat{\boldsymbol{\theta}}_n^v) \nabla' v_t(\widehat{\boldsymbol{\theta}}_n^v) \right\| \\ &\leq \frac{1}{n} \sum_{t=1}^n |Y_t|(2c_n)^{-1} \mathbb{1}_{\{|X_t - v_t(\boldsymbol{\theta}_0^v)| < c_n\}} \left\| \nabla^2 m_t(\boldsymbol{\theta}^{m*})(\widehat{\boldsymbol{\theta}}_n^m - \boldsymbol{\theta}_0^m) \nabla' v_t(\widehat{\boldsymbol{\theta}}_n^v) \right. \\ &\quad \left. + \nabla m_t(\boldsymbol{\theta}_0^v)(\widehat{\boldsymbol{\theta}}_n^v - \boldsymbol{\theta}_0^v)' \nabla^2 v_t(\boldsymbol{\theta}^{v*}) \right\| \\ &\quad + \frac{1}{n} \sum_{t=1}^n |Y_t|(2c_n)^{-1} \left| \mathbb{1}_{\{|X_t - v_t(\widehat{\boldsymbol{\theta}}_n^v)| < c_n\}} - \mathbb{1}_{\{|X_t - v_t(\boldsymbol{\theta}_0^v)| < c_n\}} \right| \left\| \nabla m_t(\widehat{\boldsymbol{\theta}}_n^v) \nabla' v_t(\widehat{\boldsymbol{\theta}}_n^v) \right\| \\ &\leq \frac{1}{n} \sum_{t=1}^n |Y_t|(2c_n)^{-1} \mathbb{1}_{\{|X_t - v_t(\boldsymbol{\theta}_0^v)| < c_n\}} M_2(\mathbf{Z}_t) V_1(\mathbf{Z}_t) \|\widehat{\boldsymbol{\theta}}_n^m - \boldsymbol{\theta}_0^m\| \end{aligned}$$

$$\begin{aligned}
& + \frac{1}{n} \sum_{t=1}^n |Y_t| (2c_n)^{-1} \mathbb{1}_{\{|X_t - v_t(\boldsymbol{\theta}_0^v)| < c_n\}} M_1(\mathbf{Z}_t) V_2(\mathbf{Z}_t) \|\widehat{\boldsymbol{\theta}}_n^v - \boldsymbol{\theta}_0^v\| \\
& + \frac{1}{n} \sum_{t=1}^n |Y_t| (2c_n)^{-1} \left| \mathbb{1}_{\{|X_t - v_t(\widehat{\boldsymbol{\theta}}_n^v)| < c_n\}} - \mathbb{1}_{\{|X_t - v_t(\boldsymbol{\theta}_0^v)| < c_n\}} \right| M_1(\mathbf{Z}_t) V_1(\mathbf{Z}_t) \\
& =: A_{12n} + B_{12n} + C_{12n}.
\end{aligned}$$

The proofs that $A_{12n} = o_{\mathbb{P}}(1)$ and $B_{12n} = o_{\mathbb{P}}(1)$ are similar, so we only show the former result. Note for this that by the MVT there exists some $c^* \in [-c_n, c_n]$, such that

$$\begin{aligned}
\mathbb{E}_t \left[|Y_t| \mathbb{1}_{\{|X_t - v_t(\boldsymbol{\theta}_0^v)| < c_n\}} \right] & = \mathbb{E}_t \left[|Y_t| \mathbb{1}_{\{-c_n < X_t - v_t(\boldsymbol{\theta}_0^v) < c_n\}} \right] \\
& = \int_{v_t(\boldsymbol{\theta}_0^v) - c_n}^{v_t(\boldsymbol{\theta}_0^v) + c_n} \int_{-\infty}^{\infty} |y| f_t(x, y) \, dy \, dx \\
& = \int_{-\infty}^{\infty} |y| \int_{v_t(\boldsymbol{\theta}_0^v) - c_n}^{v_t(\boldsymbol{\theta}_0^v) + c_n} f_t(x, y) \, dx \, dy \\
& = \int_{-\infty}^{\infty} |y| f_t(v_t(\boldsymbol{\theta}_0^v) + c^*, y) 2c_n \, dy. \tag{B.10}
\end{aligned}$$

Use the LIE, (B.10) and Assumption 3 (iv) to deduce that

$$\begin{aligned}
& \mathbb{E} \left[\frac{1}{n} \sum_{t=1}^n |Y_t| (2c_n)^{-1} \mathbb{1}_{\{|X_t - v_t(\boldsymbol{\theta}_0^v)| < c_n\}} M_2(\mathbf{Z}_t) V_1(\mathbf{Z}_t) \right] \\
& = \frac{1}{2c_n n} \sum_{t=1}^n \mathbb{E} \left\{ M_2(\mathbf{Z}_t) V_1(\mathbf{Z}_t) \mathbb{E}_t \left[|Y_t| \mathbb{1}_{\{-c_n < X_t - v_t(\boldsymbol{\theta}_0^v) < c_n\}} \right] \right\} \\
& = \frac{1}{2c_n n} \sum_{t=1}^n \mathbb{E} \left\{ M_2(\mathbf{Z}_t) V_1(\mathbf{Z}_t) \int_{-\infty}^{\infty} |y| f_t(v_t(\boldsymbol{\theta}_0^v) + c^*, y) 2c_n \, dy \right\} \\
& \leq \frac{1}{n} \sum_{t=1}^n \mathbb{E} \left\{ M_2(\mathbf{Z}_t) V_1(\mathbf{Z}_t) \sup_{x \in \mathbb{R}} \left[\int_{-\infty}^{\infty} |y| f_t(x, y) \, dy \right] \right\} \\
& \leq \frac{1}{n} \sum_{t=1}^n \|M_2(\mathbf{Z}_t)\|_{4r} \|V_1(\mathbf{Z}_t)\|_{4r} \|F_1(\mathcal{F}_t)\|_{2r/(2r-1)} \\
& \leq C < \infty.
\end{aligned}$$

Hence, by Markov's inequality, $\frac{1}{n} \sum_{t=1}^n |Y_t| (2c_n)^{-1} \mathbb{1}_{\{|X_t - v_t(\boldsymbol{\theta}_0^v)| < c_n\}} M_2(\mathbf{Z}_t) V_1(\mathbf{Z}_t) = O_{\mathbb{P}}(1)$. Combining this with $\|\widehat{\boldsymbol{\theta}}_n^m - \boldsymbol{\theta}_0^m\| = o_{\mathbb{P}}(1)$ (from Proposition 1), $A_{12n} = O_{\mathbb{P}}(1) o_{\mathbb{P}}(1) = o_{\mathbb{P}}(1)$ follows.

To show $C_{12n} = o_{\mathbb{P}}(1)$, we use the inequality in (B.3) and (once again) the event $\mathbf{E}_{1n} = \{c_n^{-1} \|\widehat{\boldsymbol{\theta}}_n^v - \boldsymbol{\theta}_0^v\| \leq d\}$, which occurs w.p.a. 1, as $n \rightarrow \infty$. Doing so, we obtain that (similarly

as for (B.4))

$$\begin{aligned}
& \mathbb{P}\{C_{12n} > \varepsilon\} \\
& \leq \mathbb{P}\{C_{12n} > \varepsilon, \mathbf{E}_{1n}\} + \mathbb{P}\{\mathbf{E}_{1n}^C\} \\
& \leq \mathbb{P}\left\{\frac{1}{n} \sum_{t=1}^n |Y_t| (2c_n)^{-1} \left| \mathbb{1}_{\{|X_t - v_t(\hat{\theta}_n^v)| < c_n\}} - \mathbb{1}_{\{|X_t - v_t(\theta_0^v)| < c_n\}} \right| M_1(\mathbf{Z}_t) V_1(\mathbf{Z}_t) > \varepsilon, \mathbf{E}_{1n}\right\} + o(1) \\
& \leq \frac{1}{2\varepsilon c_n n} \sum_{t=1}^n \left\{ \mathbb{E} \left[|Y_t| \mathbb{1}_{\{|X_t - v_t(\theta_0^v) - c_n| < V_1(\mathbf{Z}_t) dc_n\}} M_1(\mathbf{Z}_t) V_1(\mathbf{Z}_t) \right] \right. \\
& \quad \left. + \mathbb{E} \left[|Y_t| \mathbb{1}_{\{|X_t - v_t(\theta_0^v) + c_n| < V_1(\mathbf{Z}_t) dc_n\}} M_1(\mathbf{Z}_t) V_1(\mathbf{Z}_t) \right] \right\} + o(1). \tag{B.11}
\end{aligned}$$

Use the LIE to derive that

$$\begin{aligned}
& \mathbb{E} \left[|Y_t| \mathbb{1}_{\{|X_t - v_t(\theta_0^v) - c_n| < V_1(\mathbf{Z}_t) dc_n\}} M_1(\mathbf{Z}_t) V_1(\mathbf{Z}_t) \right] \\
& = \mathbb{E} \left[M_1(\mathbf{Z}_t) V_1(\mathbf{Z}_t) \mathbb{E}_t \left\{ |Y_t| \mathbb{1}_{\{-V_1(\mathbf{Z}_t) dc_n < X_t - v_t(\theta_0^v) - c_n < V_1(\mathbf{Z}_t) dc_n\}} \right\} \right] \\
& = \mathbb{E} \left[M_1(\mathbf{Z}_t) V_1(\mathbf{Z}_t) \int_{v_t(\theta_0^v) + c_n - V_1(\mathbf{Z}_t) dc_n}^{v_t(\theta_0^v) + c_n + V_1(\mathbf{Z}_t) dc_n} \int_{-\infty}^{\infty} |y| f_t(x, y) dy dx \right] \\
& \leq \mathbb{E} \left[M_1(\mathbf{Z}_t) V_1(\mathbf{Z}_t) 2V_1(\mathbf{Z}_t) dc_n F_1(\mathcal{F}_t) \right] \\
& \leq 2dc_n \mathbb{E} \left[M_1(\mathbf{Z}_t) V_1^2(\mathbf{Z}_t) F_1(\mathcal{F}_t) \right] \\
& \leq 2dc_n \|M_1(\mathbf{Z}_t)\|_{4r} \|V_1^2(\mathbf{Z}_t)\|_{2r} \|F_1(\mathcal{F}_t)\|_{4r/(4r-3)} \\
& \leq Cdc_n,
\end{aligned}$$

where we used Assumption 3 (iv) for the first inequality. An identical bound obtains for the other expectation in (B.11). Therefore, from (B.11),

$$\mathbb{P}\{C_{12n} > \varepsilon\} \leq Cd + o(1).$$

Since $d > 0$ can be chosen arbitrarily small, $C_{12n} = o_{\mathbb{P}}(1)$ follows. This establishes (B.8).

It remains to prove (B.9). Write

$$\begin{aligned}
\tilde{\mathbf{A}}_{22n} - \mathbf{A}_{22} & = \frac{1}{n} \sum_{t=1}^n (2c_n)^{-1} \left\{ Y_t \mathbb{1}_{\{|X_t - v_t(\theta_0^v)| < c_n\}} - \mathbb{E}_t \left[Y_t \mathbb{1}_{\{|X_t - v_t(\theta_0^v)| < c_n\}} \right] \right\} \nabla m_t(\theta_0^m) \nabla' v_t(\theta_0^v) \\
& \quad + \frac{1}{n} \sum_{t=1}^n \left\{ (2c_n)^{-1} \mathbb{E}_t \left[Y_t \mathbb{1}_{\{|X_t - v_t(\theta_0^v)| < c_n\}} \right] - \int_{-\infty}^{\infty} y f_t(v_t(\theta_0^v), y) dy \right\} \nabla m_t(\theta_0^m) \nabla' v_t(\theta_0^v) \\
& \quad + \frac{1}{n} \sum_{t=1}^n \left\{ \int_{-\infty}^{\infty} y f_t(v_t(\theta_0^v), y) dy \nabla m_t(\theta_0^m) \nabla' v_t(\theta_0^v) \right.
\end{aligned}$$

$$\begin{aligned}
& - \mathbb{E} \left[\int_{-\infty}^{\infty} y f_t(v_t(\boldsymbol{\theta}_0^v), y) dy \nabla m_t(\boldsymbol{\theta}_0^v) \nabla' v_t(\boldsymbol{\theta}_0^v) \right] \Big\} \\
& =: A_{13n} + B_{13n} + C_{13n}.
\end{aligned}$$

We show that each of these terms is $o_{\mathbb{P}}(1)$.

By the LIE, $\mathbb{E}[A_{13n}] = \mathbf{0}$. Now, for any (i, j) -th element of A_{13n} , denoted by $A_{13n,ij}$, we have that

$$\begin{aligned}
\text{Var}(A_{13n,ij}) &= \mathbb{E}[A_{13n,ij}^2] \\
&= (2c_n n)^{-2} \mathbb{E} \left[\sum_{t=1}^n \nabla_i m_t(\boldsymbol{\theta}_0^m) \nabla_j v_t(\boldsymbol{\theta}_0^v) \left\{ Y_t \mathbf{1}_{\{|X_t - v_t(\boldsymbol{\theta}_0^v)| < c_n\}} - \mathbb{E}_t[Y_t \mathbf{1}_{\{|X_t - v_t(\boldsymbol{\theta}_0^v)| < c_n\}}] \right\} \right]^2 \\
&= (2c_n n)^{-2} \sum_{t=1}^n \mathbb{E} \left[\left\{ \nabla_i m_t(\boldsymbol{\theta}_0^m) \nabla_j v_t(\boldsymbol{\theta}_0^v) \right\}^2 \left\{ Y_t \mathbf{1}_{\{|X_t - v_t(\boldsymbol{\theta}_0^v)| < c_n\}} - \mathbb{E}_t[Y_t \mathbf{1}_{\{|X_t - v_t(\boldsymbol{\theta}_0^v)| < c_n\}}] \right\}^2 \right] \\
&= (2c_n n)^{-2} \sum_{t=1}^n \mathbb{E} \left[\left\{ \nabla_i m_t(\boldsymbol{\theta}_0^m) \nabla_j v_t(\boldsymbol{\theta}_0^v) \right\}^2 \mathbb{E}_t \left\{ Y_t \mathbf{1}_{\{|X_t - v_t(\boldsymbol{\theta}_0^v)| < c_n\}} - \mathbb{E}_t[Y_t \mathbf{1}_{\{|X_t - v_t(\boldsymbol{\theta}_0^v)| < c_n\}}] \right\}^2 \right] \\
&\leq (2c_n n)^{-2} \sum_{t=1}^n \mathbb{E} \left[M_1^2(\mathbf{Z}_t) V_1^2(\mathbf{Z}_t) \mathbb{E}_t[Y_t^2 \mathbf{1}_{\{|X_t - v_t(\boldsymbol{\theta}_0^v)| < c_n\}}] \right] \\
&= (2c_n n)^{-2} \sum_{t=1}^n \mathbb{E} \left[M_1^2(\mathbf{Z}_t) V_1^2(\mathbf{Z}_t) \int_{v_t(\boldsymbol{\theta}_0^v) - c_n}^{v_t(\boldsymbol{\theta}_0^v) + c_n} \int_{-\infty}^{\infty} y^2 f_t(x, y) dy dx \right] \\
&\leq (2c_n n)^{-2} \sum_{t=1}^n \mathbb{E} [M_1^2(\mathbf{Z}_t) V_1^2(\mathbf{Z}_t) F_2(\mathcal{F}_t)] 2c_n \\
&\leq C c_n^{-1} n^{-1} = o(1),
\end{aligned}$$

where we have used for the third equality that all covariance terms are zero by the LIE, the first inequality uses the c_r -inequality, the second inequality exploits Assumption 9, the third inequality uses Assumption 10, and the final equality follows from Assumption 11.

For B_{13n} , note that, similarly as in (B.10),

$$\mathbb{E}_t[Y_t \mathbf{1}_{\{|X_t - v_t(\boldsymbol{\theta}_0^v)| < c_n\}}] = \int_{-\infty}^{\infty} y f_t(v_t(\boldsymbol{\theta}_0^v) + c^*, y) 2c_n dy$$

for some $c^* \in [-c_n, c_n]$, such that (using Assumption 3 (iii))

$$\begin{aligned}
\mathbb{E} \|B_{13n}\| &\leq \frac{1}{n} \sum_{t=1}^n \mathbb{E} \left[M_1(\mathbf{Z}_t) V_1(\mathbf{Z}_t) \left| (2c_n)^{-1} \int_{-\infty}^{\infty} y f_t(v_t(\boldsymbol{\theta}_0^v) + c^*, y) 2c_n dy - \int_{-\infty}^{\infty} y f_t(v_t(\boldsymbol{\theta}_0^v), y) dy \right| \right] \\
&= \frac{1}{n} \sum_{t=1}^n \mathbb{E} \left[M_1(\mathbf{Z}_t) V_1(\mathbf{Z}_t) \left| \int_{-\infty}^{\infty} y f_t(v_t(\boldsymbol{\theta}_0^v) + c^*, y) dy - \int_{-\infty}^{\infty} y f_t(v_t(\boldsymbol{\theta}_0^v), y) dy \right| \right]
\end{aligned}$$

$$\begin{aligned}
&\leq \frac{1}{n} \sum_{t=1}^n \mathbb{E} \left[M_1(\mathbf{Z}_t) V_1(\mathbf{Z}_t) \sup_{x \in \mathbb{R}} \left| \int_{-\infty}^{\infty} y \partial_1 f_t(x, y) dy \right| \right] c_n \\
&\leq \frac{1}{n} \sum_{t=1}^n \mathbb{E} [M_1(\mathbf{Z}_t) V_1(\mathbf{Z}_t) F(\mathcal{F}_t)] c_n \\
&\leq \frac{c_n}{n} \sum_{t=1}^n \|M_1(\mathbf{Z}_t)\|_{4r} \|V_1(\mathbf{Z}_t)\|_{4r} \|F(\mathcal{F}_t)\|_{2r/(2r-1)} \\
&\leq C c_n = o(1).
\end{aligned}$$

Therefore, $B_{13n} = o_{\mathbb{P}}(1)$ follows by Markov's inequality

Finally, $C_{13n} = o_{\mathbb{P}}(1)$ is immediate from Assumption 8 (ii).

Overall, (B.9) follows, in turn establishing $\widehat{\mathbf{A}}_{n,(2)} \xrightarrow{\mathbb{P}} \mathbf{A}_{(2)}$. \square

C Verification of Assumptions 1–10 for a linear model

In this section, we verify Assumptions 1–10 for the linear model of Example 1. To do so, we have to impose some additional conditions beyond those introduced in Example 1. We do not verify Assumption 11 on the bandwidth choice here as this assumption is not related to a specific (linear or nonlinear) model.

Assumption LM.1. For all $t \in \mathbb{N}$, the matrices $\mathbb{E}[\mathbf{Z}_t^v \mathbf{Z}_t^{v'}]$ and $\mathbb{E}[\mathbf{Z}_t^m \mathbf{Z}_t^{m'}]$ are positive definite.

Assumption LM.2. $(\boldsymbol{\theta}_0^{v'}, \boldsymbol{\theta}_0^{m'})' \in \text{int}(\boldsymbol{\Theta})$, where $\boldsymbol{\Theta} = \boldsymbol{\Theta}^v \times \boldsymbol{\Theta}^m \subset \mathbb{R}^{p+q}$ is compact.

Assumption LM.3. $\{(X_t, Y_t, \mathbf{Z}_t^{v'}, \mathbf{Z}_t^{m'})'\}_{t \in \mathbb{N}}$ is strictly stationary and β -mixing with coefficients $\beta(\cdot)$ of size $-r/(r-1)$ for $r > 1$.

Assumption LM.4. $\mathbb{E}|X_t| \leq K$, $\mathbb{E}|Y_t|^{4r+\nu} \leq K$, $\mathbb{E}[\|\mathbf{Z}_t^v\|^2 \|\mathbf{Z}_t^m\|^4] \leq K$, $\mathbb{E}\|\mathbf{Z}_t^v\|^{4r} \leq K$ and $\mathbb{E}\|\mathbf{Z}_t^m\|^{4r+\nu} \leq K$ for some $\nu > 0$ and $r > 1$ from Assumption LM.3.

Assumption LM.5. The density $f_{\varepsilon_X, \varepsilon_Y}(\cdot, \cdot)$ of $(\varepsilon_{X,t}, \varepsilon_{Y,t})'$ is differentiable in the first argument, with derivative denoted by $\partial_1 f_{\varepsilon_X, \varepsilon_Y}(\cdot, \cdot)$. Moreover,

$$\begin{aligned}
&f_{\varepsilon_X, \varepsilon_Y}(x, y) > 0 \text{ for all } (x, y)' \in \mathbb{R}^2 \text{ such that } F_{\varepsilon_X, \varepsilon_Y}(x, y) \in (0, 1), \\
&|f_{\varepsilon_X}(x) - f_{\varepsilon_X}(x')| \leq K|x - x'|, \\
&\sup_{x \in \mathbb{R}} f_{\varepsilon_X}(x) \leq K, \quad f_{\varepsilon_X}(0) > 0, \\
&\sup_{x \in \mathbb{R}} \int_{-\infty}^{\infty} |y|^i f_{\varepsilon_X, \varepsilon_Y}(x, y) dy \leq K \text{ for } i = 0, 1, 2,
\end{aligned}$$

$$\sup_{x \in \mathbb{R}} \left| \int_{-\infty}^{\infty} y^i \partial_1 f_{\varepsilon_X, \varepsilon_Y}(x, y) dy \right| \leq K \text{ for } i = 0, 1.$$

Assumption LM.6. The distribution of $\varepsilon_{X,t} \mid \mathcal{F}_t$ possesses a continuous Lebesgue density.

The first Assumption LM.1 is the usual regression condition ruling out linearly dependent regressors. Assumption LM.2 ensures the validity of Assumption 1 (ii)–(iii). Assumption LM.3 restricts the serial dependence in the observables and imposes a weak regularity condition on their joint distribution, while Assumption LM.4 restricts their moments. Of all the conditions, Assumption LM.3 and LM.4 may be the hardest to check. Therefore, below we give an example and references to the literature, where mixing and moment properties have been verified for a range of time series models. Assumption LM.5 imposes certain smoothness conditions on the distribution of the errors $(\varepsilon_{X,t}, \varepsilon_{Y,t})'$. Finally, Assumption LM.6 also imposes a sufficiently regular conditional distribution of $\varepsilon_{X,t}$. Note that Assumption LM.6 is redundant if $\varepsilon_{X,t}$ is independent of \mathcal{F}_t , such that the conditional and unconditional distribution coincide and Assumption LM.6 already holds by virtue of the Lipschitz continuity of $f_{\varepsilon_X}(\cdot)$ from Assumption LM.5.

Proposition 2. *Suppose Assumptions LM.1–LM.6 hold for the linear model of Example 1. Then, Assumptions 1–10 are in force.*

Proof: We verify each assumption separately.

Assumption 1 (i): The existence of $\boldsymbol{\theta}_0^v$ and $\boldsymbol{\theta}_0^m$ follows from Example 1. To prove uniqueness of $\boldsymbol{\theta}_0^v$, suppose that $\mathbb{P}\{v_t(\boldsymbol{\theta}^v) = v_t(\boldsymbol{\theta}_0^v)\} = 1$ for some $t \in \mathbb{N}$. However, by definition of $v_t(\cdot)$, this is equivalent to

$$\begin{aligned} v_t(\boldsymbol{\theta}^v) \stackrel{\text{a.s.}}{=} v_t(\boldsymbol{\theta}_0^v) &\iff \mathbf{Z}_t^{v'} \boldsymbol{\theta}^v \stackrel{\text{a.s.}}{=} \mathbf{Z}_t^{v'} \boldsymbol{\theta}_0^v \\ &\iff \mathbf{Z}_t^{v'} (\boldsymbol{\theta}^v - \boldsymbol{\theta}_0^v) \stackrel{\text{a.s.}}{=} 0 \\ &\iff (\boldsymbol{\theta}^v - \boldsymbol{\theta}_0^v)' \mathbf{Z}_t^v \mathbf{Z}_t^{v'} (\boldsymbol{\theta}^v - \boldsymbol{\theta}_0^v) \stackrel{\text{a.s.}}{=} 0. \end{aligned}$$

The latter implies that

$$(\boldsymbol{\theta}^v - \boldsymbol{\theta}_0^v)' \mathbb{E}[\mathbf{Z}_t^v \mathbf{Z}_t^{v'}] (\boldsymbol{\theta}^v - \boldsymbol{\theta}_0^v) = 0.$$

Since the matrix $\mathbb{E}[\mathbf{Z}_t^v \mathbf{Z}_t^{v'}]$ is positive definite by Assumption LM.1, it must be the case that $\boldsymbol{\theta}^v = \boldsymbol{\theta}_0^v$.

The uniqueness of $\boldsymbol{\theta}_0^m$ may be shown similarly.

Assumption 1 (ii)–(iii): These follow directly from Assumption LM.2.

Assumption 2: Immediate from Assumption LM.3.

Assumption 3 (i): Write

$$\begin{aligned}
F_t(x, y) &= \mathbb{P}_t\{X_t \leq x, Y_t \leq y\} \\
&= \mathbb{P}_t\{\mathbf{Z}_t^{v'}\boldsymbol{\theta}_0^v + \varepsilon_{X,t} \leq x, \mathbf{Z}_t^{m'}\boldsymbol{\theta}_0^m + \varepsilon_{Y,t} \leq y\} \\
&= \mathbb{P}_t\{\varepsilon_{X,t} \leq x - \mathbf{Z}_t^{v'}\boldsymbol{\theta}_0^v, \varepsilon_{Y,t} \leq y - \mathbf{Z}_t^{m'}\boldsymbol{\theta}_0^m\} \\
&= F_{\varepsilon_X, \varepsilon_Y}(x - \mathbf{Z}_t^{v'}\boldsymbol{\theta}_0^v, y - \mathbf{Z}_t^{m'}\boldsymbol{\theta}_0^m).
\end{aligned}$$

Hence,

$$f_t(x, y) = f_{\varepsilon_X, \varepsilon_Y}(x - \mathbf{Z}_t^{v'}\boldsymbol{\theta}_0^v, y - \mathbf{Z}_t^{m'}\boldsymbol{\theta}_0^m), \quad (\text{C.1})$$

Therefore, if $F_t(x, y) = F_{\varepsilon_X, \varepsilon_Y}(x - \mathbf{Z}_t^{v'}\boldsymbol{\theta}_0^v, y - \mathbf{Z}_t^{m'}\boldsymbol{\theta}_0^m) \in (0, 1)$, then—by Assumption LM.5—it follows that $f_t(x, y) = f_{\varepsilon_X, \varepsilon_Y}(x - \mathbf{Z}_t^{v'}\boldsymbol{\theta}_0^v, y - \mathbf{Z}_t^{m'}\boldsymbol{\theta}_0^m) > 0$, as required.

Assumption 3 (ii): To show $\sup_{x \in \mathbb{R}} f_t^X(x) \leq K$, write

$$\begin{aligned}
F_t^X(x) &= \mathbb{P}_t\{X_t \leq x\} \\
&= \mathbb{P}_t\{\mathbf{Z}_t^{v'}\boldsymbol{\theta}_0^v + \varepsilon_{X,t} \leq x\} \\
&= \mathbb{P}_t\{\varepsilon_{X,t} \leq x - \mathbf{Z}_t^{v'}\boldsymbol{\theta}_0^v\} \\
&= F_{\varepsilon_X}(x - \mathbf{Z}_t^{v'}\boldsymbol{\theta}_0^v).
\end{aligned}$$

Therefore, for all $x \in \mathbb{R}$,

$$\begin{aligned}
f_t^X(x) &= f_{\varepsilon_X}(x - \mathbf{Z}_t^{v'}\boldsymbol{\theta}_0^v) \\
&\leq K
\end{aligned} \quad (\text{C.2})$$

by Assumption LM.5. From (C.2) and Assumption LM.5,

$$\begin{aligned}
|f_t^X(x) - f_t^X(x')| &= |f_{\varepsilon_X}(x - \mathbf{Z}_t^{v'}\boldsymbol{\theta}_0^v) - f_{\varepsilon_X}(x' - \mathbf{Z}_t^{v'}\boldsymbol{\theta}_0^v)| \\
&\leq K|(x - \mathbf{Z}_t^{v'}\boldsymbol{\theta}_0^v) - (x' - \mathbf{Z}_t^{v'}\boldsymbol{\theta}_0^v)| \\
&= K|x - x'|.
\end{aligned}$$

Assumption 3 (iii): The differentiability requirement is satisfied by (C.1) and Assumption LM.5.

Assumption 3 (iv): Relation (C.1) allows us to write (using an obvious substitution in the integral)

$$\begin{aligned}
\int_{-\infty}^{\infty} y \partial_1 f_t(x, y) dy &= \int_{-\infty}^{\infty} y \partial_1 f_{\varepsilon_X, \varepsilon_Y}(x - \mathbf{Z}_t^{v'}\boldsymbol{\theta}_0^v, y - \mathbf{Z}_t^{m'}\boldsymbol{\theta}_0^m) dy \\
&= \int_{-\infty}^{\infty} (y + \mathbf{Z}_t^{m'}\boldsymbol{\theta}_0^m) \partial_1 f_{\varepsilon_X, \varepsilon_Y}(x - \mathbf{Z}_t^{v'}\boldsymbol{\theta}_0^v, y) dy
\end{aligned}$$

$$\begin{aligned}
&= \int_{-\infty}^{\infty} y \partial_1 f_{\varepsilon_X, \varepsilon_Y}(x - \mathbf{Z}_t^{v'} \boldsymbol{\theta}_0^v, y) dy \\
&\quad + \int_{-\infty}^{\infty} \mathbf{Z}_t^{m'} \boldsymbol{\theta}_0^m \partial_1 f_{\varepsilon_X, \varepsilon_Y}(x - \mathbf{Z}_t^{v'} \boldsymbol{\theta}_0^v, y) dy.
\end{aligned}$$

Thus,

$$\begin{aligned}
\sup_{x \in \mathbb{R}} \left| \int_{-\infty}^{\infty} y \partial_1 f_t(x, y) dy \right| &\leq \sup_{x \in \mathbb{R}} \left| \int_{-\infty}^{\infty} y \partial_1 f_{\varepsilon_X, \varepsilon_Y}(x, y) dy \right| \\
&\quad + |\mathbf{Z}_t^{m'} \boldsymbol{\theta}_0^m| \cdot \sup_{x \in \mathbb{R}} \left| \int_{-\infty}^{\infty} \partial_1 f_{\varepsilon_X, \varepsilon_Y}(x, y) dy \right| \\
&=: F(\mathcal{F}_t). \tag{C.3}
\end{aligned}$$

The verification of the bound for $\int_{-\infty}^{\infty} |y| f_t(x, y) dy$ follows along similar lines. Write using (C.1) that

$$\begin{aligned}
\int_{-\infty}^{\infty} |y| f_t(x, y) dy &= \int_{-\infty}^{\infty} |y| f_{\varepsilon_X, \varepsilon_Y}(x - \mathbf{Z}_t^{v'} \boldsymbol{\theta}_0^v, y - \mathbf{Z}_t^{m'} \boldsymbol{\theta}_0^m) dy \\
&= \int_{-\infty}^{\infty} |y + \mathbf{Z}_t^{m'} \boldsymbol{\theta}_0^m| f_{\varepsilon_X, \varepsilon_Y}(x - \mathbf{Z}_t^{v'} \boldsymbol{\theta}_0^v, y) dy \\
&= \int_{-\infty}^{\infty} |y| f_{\varepsilon_X, \varepsilon_Y}(x - \mathbf{Z}_t^{v'} \boldsymbol{\theta}_0^v, y) dy \\
&\quad + \int_{-\infty}^{\infty} |\mathbf{Z}_t^{m'} \boldsymbol{\theta}_0^m| f_{\varepsilon_X, \varepsilon_Y}(x - \mathbf{Z}_t^{v'} \boldsymbol{\theta}_0^v, y) dy.
\end{aligned}$$

Therefore,

$$\begin{aligned}
\sup_{x \in \mathbb{R}} \int_{-\infty}^{\infty} |y| f_t(x, y) dy &\leq \sup_{x \in \mathbb{R}} \int_{-\infty}^{\infty} |y| f_{\varepsilon_X, \varepsilon_Y}(x, y) dy \\
&\quad + |\mathbf{Z}_t^{m'} \boldsymbol{\theta}_0^m| \cdot \sup_{x \in \mathbb{R}} \int_{-\infty}^{\infty} f_{\varepsilon_X, \varepsilon_Y}(x, y) dy \\
&=: F_1(\mathcal{F}_t). \tag{C.4}
\end{aligned}$$

Assumption 4 (i): The differentiability of $v_t(\boldsymbol{\theta}^v) = \mathbf{Z}_t^{v'} \boldsymbol{\theta}^v$ and $m_t(\boldsymbol{\theta}^m) = \mathbf{Z}_t^{m'} \boldsymbol{\theta}^m$ with gradients

$$\nabla v_t(\boldsymbol{\theta}^v) = \mathbf{Z}_t^v \quad \text{and} \quad \nabla m_t(\boldsymbol{\theta}^m) = \mathbf{Z}_t^m \tag{C.5}$$

and Hessians

$$\nabla^2 v_t(\boldsymbol{\theta}^v) = \mathbf{0} \quad \text{and} \quad \nabla^2 m_t(\boldsymbol{\theta}^m) = \mathbf{0} \tag{C.6}$$

is obvious.

Assumption 4 (ii): It holds that

$$\begin{aligned} \sup_{\boldsymbol{\theta}^v \in \Theta^v} |v_t(\boldsymbol{\theta}^v)| &= \sup_{\boldsymbol{\theta}^v \in \Theta^v} |\mathbf{Z}_t^{v'} \boldsymbol{\theta}^v| \\ &\leq \|\mathbf{Z}_t^v\| \sup_{\boldsymbol{\theta}^v \in \Theta^v} \|\boldsymbol{\theta}^v\| \\ &\leq C \|\mathbf{Z}_t^v\| =: V(\mathbf{Z}_t), \end{aligned}$$

since Θ^v is compact (by Assumption LM.2) and, hence, bounded.

That $\sup_{\boldsymbol{\theta}^m \in \Theta^m} |m_t(\boldsymbol{\theta}^m)| \leq C \|\mathbf{Z}_t^m\| =: M(\mathbf{Z}_t)$ follows similarly.

Assumption 4 (iii): From (C.5), we obtain that

$$\sup_{\boldsymbol{\theta}^v \in \Theta^v} \|\nabla v_t(\boldsymbol{\theta}^v)\| = \|\mathbf{Z}_t^v\| =: V_1(\mathbf{Z}_t), \quad (\text{C.7})$$

$$\sup_{\boldsymbol{\theta}^m \in \Theta^m} \|\nabla m_t(\boldsymbol{\theta}^m)\| = \|\mathbf{Z}_t^m\| =: M_1(\mathbf{Z}_t). \quad (\text{C.8})$$

Assumption 4 (iv)–(v): By (C.6), the assumptions are trivially satisfied for

$$V_2(\mathbf{Z}_t) = M_2(\mathbf{Z}_t) = 0, \quad (\text{C.9})$$

$$V_3(\mathbf{Z}_t) = M_3(\mathbf{Z}_t) = 0. \quad (\text{C.10})$$

Assumption 5: From (C.7)–(C.10) combined with Assumption LM.4,

$$\begin{aligned} \mathbb{E}|X_t| &\leq K, \\ \mathbb{E}|Y_t|^{4r+\iota} &\leq K, \\ \mathbb{E}[V(\mathbf{Z}_t)] &= C\mathbb{E}[\|\mathbf{Z}_t^v\|] \leq K, \\ \mathbb{E}[M^{4r+\iota}(\mathbf{Z}_t)] &= C\mathbb{E}[\|\mathbf{Z}_t^m\|^{4r+\iota}] \leq K, \\ \mathbb{E}[V_1^{4r}(\mathbf{Z}_t)] &= \mathbb{E}[\|\mathbf{Z}_t^v\|^{4r}] \leq K, \\ \mathbb{E}[M_1^{4r+\iota}(\mathbf{Z}_t)] &= \mathbb{E}[\|\mathbf{Z}_t^m\|^{4r+\iota}] \leq K, \\ \mathbb{E}[V_2^{2r}(\mathbf{Z}_t)] &= \mathbb{E}[V_3(\mathbf{Z}_t)] = 0 \leq K, \\ \mathbb{E}[M_2^{4r}(\mathbf{Z}_t)] &= \mathbb{E}[M_3^{4r/(4r-1)}(\mathbf{Z}_t)] = 0 \leq K. \end{aligned}$$

Finally, $\mathbb{E}[F^{4r/(4r-3)}(\mathcal{F}_t)] \leq K$ and $\mathbb{E}[F_1^{4r/(4r-3)}(\mathcal{F}_t)] \leq K$ follow from (C.3)–(C.4) and Assumption LM.4.

Assumption 6: From (C.2),

$$\begin{aligned} f_t^X(v_t(\boldsymbol{\theta}_0^v)) &= f_{\varepsilon_X}(v_t(\boldsymbol{\theta}_0^v) - \mathbf{Z}_t^{v'} \boldsymbol{\theta}_0^v) \\ &= f_{\varepsilon_X}(\mathbf{Z}_t^{v'} \boldsymbol{\theta}_0^v - \mathbf{Z}_t^{v'} \boldsymbol{\theta}_0^v) \end{aligned}$$

$$= f_{\varepsilon_X}(0). \quad (\text{C.11})$$

Using this and (C.5), we obtain that

$$\begin{aligned} \mathbf{A} &= \mathbb{E} \left[f_t^X(v_t(\boldsymbol{\theta}_0^v)) \nabla v_t(\boldsymbol{\theta}_0^v) \nabla' v_t(\boldsymbol{\theta}_0^v) \right] \\ &= f_{\varepsilon_X}(0) \mathbb{E} [\mathbf{Z}_t^v \mathbf{Z}_t^{v'}]. \end{aligned}$$

Since $f_{\varepsilon_X}(0) > 0$ (by Assumption LM.5) and $\mathbb{E}[\mathbf{Z}_t^v \mathbf{Z}_t^{v'}]$ is positive definite (by Assumption LM.1), it follows that \mathbf{A} is positive definite.

Again using (C.5), we get that

$$\mathbf{A}_{(1)} = (1 - \beta) \mathbb{E} [\nabla m_t(\boldsymbol{\theta}_0^m) \nabla' m_t(\boldsymbol{\theta}_0^m)] = (1 - \beta) \mathbb{E} [\mathbf{Z}_t^m \mathbf{Z}_t^{m'}],$$

which is once again positive definite by Assumption LM.1.

Assumption 7: We now show that $\sup_{\boldsymbol{\theta}^v \in \Theta^v} \sum_{t=1}^n \mathbb{1}_{\{X_t=v_t(\boldsymbol{\theta}^v)\}} \leq p$ a.s. for all $n \in \mathbb{N}$, where p is the dimension of Θ^v . To do so, we proceed by induction over n .

The induction hypothesis is satisfied because the statement is trivial for $n \in \{1, \dots, p\}$.

Now, for the induction step, we assume that the statement is true for some $n - 1 \geq p$, such that $\sup_{\boldsymbol{\theta}^v \in \Theta^v} \sum_{t=1}^{n-1} \mathbb{1}_{\{X_t=v_t(\boldsymbol{\theta}^v)\}} \leq p$ a.s.. Then, we need to show that a.s.,

$$\sup_{\boldsymbol{\theta}^v \in \Theta^v} \sum_{t=1}^n \mathbb{1}_{\{X_t=v_t(\boldsymbol{\theta}^v)\}} \leq p. \quad (\text{C.12})$$

If $\sup_{\boldsymbol{\theta}^v \in \Theta^v} \sum_{t=1}^{n-1} \mathbb{1}_{\{X_t=v_t(\boldsymbol{\theta}^v)\}} < p$ a.s., then

$$\sup_{\boldsymbol{\theta}^v \in \Theta^v} \sum_{t=1}^n \mathbb{1}_{\{X_t=v_t(\boldsymbol{\theta}^v)\}} \leq \sup_{\boldsymbol{\theta}^v \in \Theta^v} \sum_{t=1}^{n-1} \mathbb{1}_{\{X_t=v_t(\boldsymbol{\theta}^v)\}} + 1 \leq p,$$

such that (C.12) is immediate.

So suppose now that $\sup_{\boldsymbol{\theta}^v \in \Theta^v} \sum_{t=1}^{n-1} \mathbb{1}_{\{X_t=v_t(\boldsymbol{\theta}^v)\}} = p$ on some set $A \in \mathcal{F}$ with positive probability $\mathbb{P}(A) > 0$, while $\sup_{\boldsymbol{\theta}^v \in \Theta^v} \sum_{t=1}^{n-1} \mathbb{1}_{\{X_t=v_t(\boldsymbol{\theta}^v)\}} < p$ outside of A . Then, on A , there exist some \mathcal{F}_n -measurable random times $t_1 < \dots < t_p \leq n - 1$ and random variables $\boldsymbol{\theta}_*^v = \boldsymbol{\theta}_*^v(t_1, \dots, t_p) \in \Theta^v$ such that $X_{t_i} = \mathbf{Z}_{t_i}^{v'} \boldsymbol{\theta}_*^v$ for all $i = 1, \dots, p$. Here, we use the compactness of Θ^v to guarantee that $\boldsymbol{\theta}_*^v \in \Theta^v$. Further notice that at most $\binom{n-1}{p}$ combinations exist to choose p time points out of the set $\{1, \dots, n - 1\}$. (Intuitively, the $\boldsymbol{\theta}_*^v(t_1, \dots, t_p)$ are the regression coefficients that generate p -dimensional linear maps that pass through exactly p (random) data points, which have ordered indices $t_1 < \dots < t_p$.)

We now define $\bar{\mathbf{Z}}_{\mathbf{t}_{1:p}} := (\mathbf{Z}_{t_1}, \dots, \mathbf{Z}_{t_p})' \in \mathbb{R}^{p \times p}$, $\bar{X}_{\mathbf{t}_{1:p}} := (X_{t_1}, \dots, X_{t_p})' \in \mathbb{R}^{p \times 1}$ and $\bar{\varepsilon}_{\mathbf{t}_{1:p}} := (\varepsilon_{X, t_1}, \dots, \varepsilon_{X, t_p})' \in \mathbb{R}^{p \times 1}$ such that (given t_1, \dots, t_p), the random vector $\boldsymbol{\theta}_*^v =$

$\theta_*^v(t_1, \dots, t_p)$ satisfies the linear system (on the set A with positive probability $\mathbb{P}(A) > 0$)

$$\bar{X}_{\mathbf{t}_{1:p}} = \bar{\mathbf{Z}}_{\mathbf{t}_{1:p}} \theta_*^v. \quad (\text{C.13})$$

We now show by contradiction that equality in (C.13) implies that the matrix $\bar{\mathbf{Z}}_{\mathbf{t}_{1:p}}$ has full rank p . For this, assume that $\text{rank}(\bar{\mathbf{Z}}_{\mathbf{t}_{1:p}}) < p$ with positive probability (formally: on some $\tilde{A} \subseteq A$ with $\tilde{A} \in \mathcal{F}$ and $\mathbb{P}(\tilde{A}) > 0$). The Rouché–Capelli theorem and the existence of a solution θ_*^v of the linear system in (C.13) imply that $\text{rank}(\bar{\mathbf{Z}}_{\mathbf{t}_{1:p}}) = \text{rank}(\bar{\mathbf{Z}}_{\mathbf{t}_{1:p}} \mid \bar{X}_{\mathbf{t}_{1:p}})$, where the latter is the rank of the “augmented coefficient matrix”. Thus, there exists a linear map such that $\bar{X}_{\mathbf{t}_{1:p}} = \bar{\mathbf{Z}}_{\mathbf{t}_{1:p}} \beta$ for some $\beta \in \mathbb{R}^p$, as otherwise, $\bar{X}_{\mathbf{t}_{1:p}}$ would be linearly independent of the vectors in $\bar{\mathbf{Z}}_{\mathbf{t}_{1:p}}$, implying $\text{rank}(\bar{\mathbf{Z}}_{\mathbf{t}_{1:p}}) < \text{rank}(\bar{\mathbf{Z}}_{\mathbf{t}_{1:p}} \mid \bar{X}_{\mathbf{t}_{1:p}}) (\leq p)$. As $\bar{X}_{\mathbf{t}_{1:p}} = \bar{\mathbf{Z}}_{\mathbf{t}_{1:p}} \theta_0^v + \bar{\varepsilon}_{\mathbf{t}_{1:p}}$ however, and the unconditional distribution of $\bar{\varepsilon}_{\mathbf{t}_{1:p}}$ is absolutely continuous, such a linear map can only exist with probability zero such that on A (except on a null set within A), it holds that $\text{rank}(\bar{\mathbf{Z}}_{\mathbf{t}_{1:p}}) \neq \text{rank}(\bar{\mathbf{Z}}_{\mathbf{t}_{1:p}} \mid \bar{X}_{\mathbf{t}_{1:p}})$. This, however, contradicts the rank equality, and we can conclude that the matrix $\bar{\mathbf{Z}}_{\mathbf{t}_{1:p}}$ must have full rank on A (except on a null set within A). Hence, on A we can write

$$\theta_*^v = \theta_0^v + (\bar{\mathbf{Z}}_{\mathbf{t}_{1:p}})^{-1} \bar{\varepsilon}_{\mathbf{t}_{1:p}}.$$

As $(\bar{\mathbf{Z}}_{\mathbf{t}_{1:p}})^{-1}$ and $\bar{\varepsilon}_{\mathbf{t}_{1:p}}$ are \mathcal{F}_n -measurable, so is $\theta_*^v = \theta_*^v(t_1, \dots, t_p)$.

For each of these finitely many $\theta_*^v = \theta_*^v(t_1, \dots, t_p)$, it now holds that

$$\begin{aligned} \mathbb{P}\{X_n = \mathbf{Z}_n^{v'} \theta_*^v, A\} &= \mathbb{P}\{\mathbf{Z}_n^{v'} \theta_0^v + \varepsilon_{X,n} = \mathbf{Z}_n^{v'} \theta_*^v, A\} \\ &= \mathbb{P}\{\varepsilon_{X,n} = \mathbf{Z}_n^{v'} (\theta_*^v - \theta_0^v), A\} \\ &= \mathbb{E}\left[\mathbf{1}_{\{\varepsilon_{X,n} = \mathbf{Z}_n^{v'} (\theta_*^v - \theta_0^v), A\}}\right] \\ &= \mathbb{E}\left[\mathbb{E}_n\left\{\mathbf{1}_{\{\varepsilon_{X,n} = \mathbf{Z}_n^{v'} (\theta_*^v - \theta_0^v), A\}}\right\}\right] \\ &= \mathbb{E}\left[\mathbb{P}_n\{\varepsilon_{X,n} = \mathbf{Z}_n^{v'} (\theta_*^v - \theta_0^v), A\}\right] \\ &= 0 \end{aligned}$$

by Assumption LM.6, where we have used that \mathbf{Z}_n^v and θ_*^v are \mathcal{F}_n -measurable. As there are only finitely many $\theta_*^v(t_1, \dots, t_p)$, this also implies that

$$\begin{aligned} \mathbb{P}\left\{\bigcup_{t_1 < \dots < t_p} \{X_n = \mathbf{Z}_n^{v'} \theta_*^v(t_1, \dots, t_p)\}, A\right\} &= \mathbb{P}\left\{\bigcup_{t_1 < \dots < t_p} \{X_n = \mathbf{Z}_n^{v'} \theta_*^v(t_1, \dots, t_p), A\}\right\} \\ &\leq \sum_{t_1 < \dots < t_p} \mathbb{P}\{X_n = \mathbf{Z}_n^{v'} \theta_*^v(t_1, \dots, t_p), A\} = 0. \end{aligned}$$

Therefore,

$$\begin{aligned}
& \mathbb{P} \left\{ \sup_{\boldsymbol{\theta}^v \in \Theta^v} \sum_{t=1}^n \mathbb{1}_{\{X_t = v_t(\boldsymbol{\theta}^v)\}} > p \right\} \\
&= \mathbb{P} \left\{ \sup_{\boldsymbol{\theta}^v \in \Theta^v} \sum_{t=1}^n \mathbb{1}_{\{X_t = v_t(\boldsymbol{\theta}^v)\}} > p, A \right\} + \mathbb{P} \left\{ \sup_{\boldsymbol{\theta}^v \in \Theta^v} \sum_{t=1}^n \mathbb{1}_{\{X_t = v_t(\boldsymbol{\theta}^v)\}} > p, A^c \right\} \\
&= \mathbb{P} \left\{ \bigcup_{t_1 < \dots < t_p} \{X_n = \mathbf{Z}_n^{v'} \boldsymbol{\theta}_*^v(t_1, \dots, t_p)\}, A \right\} + 0 \\
&= 0
\end{aligned}$$

or, in other words,

$$\sup_{\boldsymbol{\theta}^v \in \Theta^v} \sum_{t=1}^n \mathbb{1}_{\{X_t = v_t(\boldsymbol{\theta}^v)\}} \leq p \quad \text{a.s.},$$

such that the induction step is complete and the desired result, $\sup_{\boldsymbol{\theta}^v \in \Theta^v} \sum_{t=1}^n \mathbb{1}_{\{X_t = v_t(\boldsymbol{\theta}^v)\}} \leq p$, follows.

Assumption 8 (i): From (C.5) and (C.11),

$$\frac{1}{n} \sum_{t=1}^n \nabla v_t(\boldsymbol{\theta}_0^v) \nabla' v_t(\boldsymbol{\theta}_0^v) f_t^X(v_t(\boldsymbol{\theta}_0^v)) = f_{\varepsilon_X}(0) \left(\frac{1}{n} \sum_{t=1}^n \mathbf{Z}_t^v \mathbf{Z}_t^{v'} \right).$$

By Assumptions LM.3–4, a standard mixing LLN applies for $\frac{1}{n} \sum_{t=1}^n \mathbf{Z}_t^v \mathbf{Z}_t^{v'}$ (e.g., [White, 2001](#), Corollary 3.48), such that Assumption 8 (i) is satisfied.

Assumption 8 (ii): Use (C.1) and the definition of $v_t(\boldsymbol{\theta}_0^v)$ to write

$$\begin{aligned}
f_t(v_t(\boldsymbol{\theta}_0^v), y) &= f_{\varepsilon_X, \varepsilon_Y}(v_t(\boldsymbol{\theta}_0^v) - \mathbf{Z}_t^{v'} \boldsymbol{\theta}_0^v, y - \mathbf{Z}_t^{m'} \boldsymbol{\theta}_0^m) \\
&= f_{\varepsilon_X, \varepsilon_Y}(0, y - \mathbf{Z}_t^{m'} \boldsymbol{\theta}_0^m).
\end{aligned}$$

Therefore, using an obvious substitution,

$$\begin{aligned}
\int_{-\infty}^{\infty} y f_t(v_t(\boldsymbol{\theta}_0^v), y) \, dy &= \int_{-\infty}^{\infty} y f_{\varepsilon_X, \varepsilon_Y}(0, y - \mathbf{Z}_t^{m'} \boldsymbol{\theta}_0^m) \, dy \\
&= \int_{-\infty}^{\infty} (y + \mathbf{Z}_t^{m'} \boldsymbol{\theta}_0^m) f_{\varepsilon_X, \varepsilon_Y}(0, y) \, dy \\
&= \int_{-\infty}^{\infty} y f_{\varepsilon_X, \varepsilon_Y}(0, y) \, dy + \mathbf{Z}_t^{m'} \boldsymbol{\theta}_0^m \int_{-\infty}^{\infty} f_{\varepsilon_X, \varepsilon_Y}(0, y) \, dy \\
&= \int_{-\infty}^{\infty} y f_{\varepsilon_X, \varepsilon_Y}(0, y) \, dy + \mathbf{Z}_t^{m'} \boldsymbol{\theta}_0^m f_{\varepsilon_X}(0).
\end{aligned}$$

With this, (C.5) and (C.11),

$$\begin{aligned}
& \frac{1}{n} \sum_{t=1}^n \nabla m_t(\boldsymbol{\theta}_0^m) \nabla' v_t(\boldsymbol{\theta}_0^v) \left\{ \int_{-\infty}^{\infty} y f_t(v_t(\boldsymbol{\theta}_0^v), y) dy - m_t(\boldsymbol{\theta}_0^m) f_t^X(v_t(\boldsymbol{\theta}_0^v)) \right\} \\
&= \frac{1}{n} \sum_{t=1}^n \mathbf{Z}_t^m \mathbf{Z}_t^{v'} \left\{ \int_{-\infty}^{\infty} y f_{\varepsilon_X, \varepsilon_Y}(0, y) dy + \mathbf{Z}_t^{m'} \boldsymbol{\theta}_0^m f_{\varepsilon_X}(0) - \mathbf{Z}_t^{m'} \boldsymbol{\theta}_0^m f_{\varepsilon_X}(0) \right\} \\
&= \left\{ \int_{-\infty}^{\infty} y f_{\varepsilon_X, \varepsilon_Y}(0, y) dy \right\} \frac{1}{n} \sum_{t=1}^n \mathbf{Z}_t^m \mathbf{Z}_t^{v'}.
\end{aligned}$$

By Assumption LM.3 and standard mixing inequalities (e.g., White, 2001, Theorem 3.49), the sequence $\{\mathbf{Z}_t^m \mathbf{Z}_t^{v'}\}_{t \in \mathbb{N}}$ is β -mixing of size $-r/(r-1)$ and, hence, in particular α -mixing of size $-r/(r-1)$. Since also

$$\mathbb{E}[\|\mathbf{Z}_t^m \mathbf{Z}_t^{v'}\|^{2r}] \leq \sqrt{\mathbb{E}\|\mathbf{Z}_t^m\|^{4r} \mathbb{E}\|\mathbf{Z}_t^{v'}\|^{4r}} < \infty$$

by Assumption LM.4 and the Cauchy–Schwarz inequality, the α -mixing LLN of White (2001, Corollary 3.48) applies for $\frac{1}{n} \sum_{t=1}^n \mathbf{Z}_t^m \mathbf{Z}_t^{v'}$. This easily establishes Assumption 8 (ii).

Assumption 9: The verification is similar to that of Assumption 3 (iv). It follows from (C.1) and the Cauchy–Schwarz inequality that

$$\begin{aligned}
\int_{-\infty}^{\infty} |y|^2 f_t(x, y) dy &= \int_{-\infty}^{\infty} |y|^2 f_{\varepsilon_X, \varepsilon_Y}(x - \mathbf{Z}_t^{v'} \boldsymbol{\theta}_0^v, y - \mathbf{Z}_t^{m'} \boldsymbol{\theta}_0^m) dy \\
&= \int_{-\infty}^{\infty} (y + \mathbf{Z}_t^{m'} \boldsymbol{\theta}_0^m)^2 f_{\varepsilon_X, \varepsilon_Y}(x - \mathbf{Z}_t^{v'} \boldsymbol{\theta}_0^v, y) dy \\
&\leq 2 \int_{-\infty}^{\infty} y^2 f_{\varepsilon_X, \varepsilon_Y}(x - \mathbf{Z}_t^{v'} \boldsymbol{\theta}_0^v, y) dy \\
&\quad + 2 |\mathbf{Z}_t^{m'} \boldsymbol{\theta}_0^m|^2 \int_{-\infty}^{\infty} f_{\varepsilon_X, \varepsilon_Y}(x - \mathbf{Z}_t^{v'} \boldsymbol{\theta}_0^v, y) dy \\
&\leq 2 \sup_{x \in \mathbb{R}} \int_{-\infty}^{\infty} y^2 f_{\varepsilon_X, \varepsilon_Y}(x, y) dy + 2 |\mathbf{Z}_t^{m'} \boldsymbol{\theta}_0^m|^2 \sup_{x \in \mathbb{R}} \int_{-\infty}^{\infty} f_{\varepsilon_X, \varepsilon_Y}(x, y) dy \\
&=: F_2(\mathcal{F}_t).
\end{aligned} \tag{C.14}$$

Assumption 10: From (C.7) and (C.8),

$$\mathbb{E}[V_1^2(\mathbf{Z}_t) M^2(\mathbf{Z}_t) M_1^2(\mathbf{Z}_t)] = C \mathbb{E}[\|\mathbf{Z}_t^v\|^2 \|\mathbf{Z}_t^m\|^4] \leq C$$

by Assumption LM.4. Similarly, from (C.7), (C.8) and (C.14),

$$\mathbb{E}[M_1^2(\mathbf{Z}_t) V_1^2(\mathbf{Z}_t) F_2(\mathcal{F}_t)] \leq \mathbb{E}[\|\mathbf{Z}_t^v\|^2 \|\mathbf{Z}_t^m\|^2 (C + C \|\mathbf{Z}_t^m\|^2)] \leq C.$$

We have now verified Assumptions 1–10, therefore ending the proof. \square

We now show that Assumptions LM.3–LM.4 hold for $\{X_t\}$ and $\{Y_t\}$ generated by an empirically relevant AR–GARCH model. In Example 2, we use the generic Z_t to denote either X_t or Y_t .

Example 2. For $t \in \mathbb{Z}$, consider the $\text{AR}(\bar{p})\text{-GARCH}(1,1)$ model

$$\begin{aligned} Z_t &= \mu_t + \sigma_t \varepsilon_t, \\ \mu_t &= \phi_0 + \phi_1 Z_{t-1} + \dots + \phi_{\bar{p}} Z_{t-\bar{p}}, \\ \sigma_t^2 &= \omega^\circ + \alpha^\circ u_{t-1}^2 + \beta^\circ \sigma_{t-1}^2, \end{aligned}$$

where $u_t = Z_t - \mu_t$ is the (conditionally) demeaned observation and ε_t is a sequence of i.i.d. random variables with $\mathbb{E}[\varepsilon_t] = 0$ and $\text{Var}(\varepsilon_t) = 1$, such that ε_t is independent of $\{Z_s\}_{s < t}$. By construction, μ_t and σ_t^2 are the conditional mean and conditional variance of Z_t , i.e., $\mathbb{E}[Z_t \mid Z_{t-1}, Z_{t-2}, \dots] = \mu_t$ and $\text{Var}(Z_t \mid Z_{t-1}, Z_{t-2}, \dots) = \sigma_t^2$. Now, impose the following conditions:

- (i) The ε_t have a Lebesgue density, which is positive and lower semicontinuous on \mathbb{R} . Furthermore, $\mathbb{E}[|\varepsilon_t|^{2s}] < \infty$ for some $s > 0$.
- (ii) The spectral radius $\rho(\mathbf{A})$ of

$$\mathbf{A} = \begin{pmatrix} \phi_1 & \phi_2 & \dots & \phi_{\bar{p}-1} & \phi_{\bar{p}} \\ 1 & 0 & \dots & 0 & 0 \\ 0 & 1 & \dots & 0 & 0 \\ \vdots & \vdots & \ddots & \vdots & \vdots \\ 0 & 0 & \dots & 1 & 0 \end{pmatrix}$$

satisfies that $\rho(\mathbf{A}) < 1$.

- (iii) $\mathbb{E}[(\beta^\circ + \alpha^\circ \varepsilon_t^2)^s] < 1$ for $s > 0$ from item (i).

Item (i) imposes assumptions on the innovations $\{\varepsilon_t\}$, item (ii) on the conditional mean function μ_t , and item (iii) on the conditional variance process σ_t^2 . Proposition 1 of Meitz and Saikkonen (2008b) shows that under assumptions (i)–(iii) the conditions of their Theorem 1 are satisfied for Z_t . By the discussion following that theorem, Z_t is strictly stationary and geometrically β -mixing, such that Assumption LM.3 holds for any mixing size. Moreover, $\mathbb{E}[|Z_t|^{2s}] < \infty$ for $s > 0$ from item (i). Therefore, by a suitable choice of $s > 0$, the existence of moments of any order can be ensured to satisfy Assumption LM.4.

Clearly, Proposition 1 of Meitz and Saikkonen (2008b) used in the above example also holds for nonlinear AR–GARCH models. However, to simplify the exposition, we have presented the conditions for the linear case in Example 2. There is a wealth of further results that can be used to verify mixing and moment conditions in time series models, such as Carrasco and Chen (2002), Liebscher (2005), Meitz and Saikkonen (2008a) and Fryzlewicz and Subba Rao (2011). The work of Liebscher (2005) may be particularly helpful to establish mixing conditions for multivariate time series models appropriate for \mathbf{Z}_t^v and \mathbf{Z}_t^m , such as certain vector-ARCH models; see in particular Section 4 in Liebscher (2005).

D Relation to Regressions Containing the Distress Variable as a Covariate

One might wonder how the linear special case of our MES regressions from Example 1 relates to OLS regressions of Y_t containing X_t as an additional explanatory variable,

$$Y_t = X_t\eta + \mathbf{Z}_t^{m'}\boldsymbol{\theta}_0^m + u_t, \tag{C.15}$$

where $\eta \in \mathbb{R}$, $\mathbb{E}[u_t | \mathcal{G}_t] = 0$, and \mathcal{G}_t is an information set containing X_t , \mathbf{Z}_t^m and possibly lagged values of X_t , \mathbf{Z}_t^m and Y_t . Instead of employing our MES regression, one could use (C.15) to predict the conditional mean of Y_t given that X_t is “extreme”. This would crucially differ from our MES regression in Example 1 as follows: First, (C.15) treats X_t as known at the time of prediction, whereas our MES regression treats $X_t \notin \mathcal{F}_t$ as an outcome variable. This is a critical difference when conditioning on future (extreme) outcomes of X_t , such as unfavorable economic conditions that are not observable at the time of prediction. Second, (C.15) only allows to condition on a fixed value $X_t = x \in \mathbb{R}$, as opposed to X_t exceeding its conditional quantile. Third, (C.15) imposes stricter assumptions: Besides the imposed linearity of the conditional expectation of Y_t given X_t , the linearity of Y_t in \mathbf{Z}_t^m must hold for all values of X_t , whereas the MES regression of Example 1 only imposes linearity of Y_t in \mathbf{Z}_t^m in the tail of X_t .

E Managing and Allocating Portfolio Risks Using MES Regressions

Here, we illustrate the usefulness of our regressions under adverse conditions in managing portfolio risks. Consider losses (i.e., negative gains) on a portfolio $X_t^w = \sum_{d=1}^D w_{t,d}Y_{t,d}$

consisting of $D \in \mathbb{N}$ individual assets with possibly time-varying and non-negative portfolio weights $\mathbf{w}_t = (w_{t,1}, \dots, w_{t,D})' \geq 0$ summing to one (i.e., $\|\mathbf{w}_t\|_1 = \sum_{d=1}^D w_{t,d} = 1$ for all $t = 1, \dots, n$). Of course, the weights \mathbf{w}_t have to be chosen in advance at time $t - 1$. For instance, we use equal weights (i.e., $w_{t,d} = 1/D$), weights for the global minimum variance portfolio (GMVP), and weights such that the forecasted risk contribution for each portfolio component is equalized.

Under the Basel framework of the [Basel Committee on Banking Supervision \(2019\)](#), market risks have to be measured by the conditional ES at level $\beta = 0.975$, i.e., $\text{ES}_{t,\beta} = \text{ES}_\beta(X_t^{\mathbf{w}} | \mathcal{F}_t) = \mathbb{E}_t[X_t^{\mathbf{w}} | X_t^{\mathbf{w}} \geq \text{VaR}_{t,\beta}]$. We analyze how the overall risk $\text{ES}_\beta(X_t^{\mathbf{w}} | \mathcal{F}_t) = \sum_{d=1}^D \text{RC}_{t,d}$ disaggregates into additive risk contributions $\text{RC}_{t,d}$, which are attributable to the different components $Y_{t,d}$ ([McNeil et al., 2015](#), Section 8.5). These risk contributions quantify the risk exposure of the portfolio with respect to its individual components. We show in Section [E.2](#) how the risk contributions can be used to construct a diversified portfolio where all components contribute equally to its overall riskiness.

The risk contribution of a single investment within a portfolio (i.e., $\text{RC}_{t,d}$) is not simply the stand-alone risk of that investment in isolation (i.e., $\text{ES}_\beta(Y_{t,d} | \mathcal{F}_t)$). This would neglect diversification benefits and give an inaccurate measure of the performance of an investment within the larger portfolio. Instead, the risk contribution for an investment should reflect the contribution of that investment to the overall riskiness of the portfolio. The *Euler allocation rule* (see [McNeil et al., 2015](#), Eq. (8.64)) states that for the risk measure ES, the risk contributions are

$$\text{RC}_{t,d} = \mathbb{E}_t[w_{t,d}Y_{t,d} | X_t^{\mathbf{w}} \geq \text{VaR}_{t,\beta}], \quad (\text{D.1})$$

which equals the β -MES of the relative value of investment d in the portfolio, $w_{t,d}Y_{t,d}$.¹ Notice that in contrast to [McNeil et al. \(2015\)](#) and much of the related literature, we consider *conditional* (on \mathcal{F}_t) risk contributions that we estimate based on covariates using our MES regression.

We now estimate the conditional risk contributions of the equally weighted portfolio in Section [E.1](#), and construct a portfolio with equal risk contributions in Section [E.2](#).

¹[McNeil et al. \(2015\)](#), Section 8.5) illustrate the advantages of the Euler allocation rule in (D.1). It is essentially the only allocation rule that guarantees diversification benefits and it is compatible with the RORAC (return on risk-adjusted capital) approach: Define the overall (conditional) $\text{RORAC}(X_t^{\mathbf{w}}) := \frac{\mathbb{E}_t[-X_t^{\mathbf{w}}]}{\text{ES}_\beta(X_t^{\mathbf{w}} | \mathcal{F}_t)}$ and the component-related (conditional) $\text{RORAC}(Y_{t,d} | X_t^{\mathbf{w}}) := \frac{\mathbb{E}_t[-Y_{t,d}]}{\text{RC}_{t,d}}$. Then, the Euler allocation rule guarantees diversification benefits by ensuring that if component d performs better than the portfolio in the RORAC metric, then the RORAC of the portfolio is increased (i.e., improved) if one slightly increases the weight of component d . Under weak conditions, this implication *only* holds for $\text{RC}_{t,d}$ chosen according to the Euler allocation rule, which—in this sense—is compatible with the RORAC approach.

E.1 The Equally Weighted Portfolio

We consider an equally weighted (EW) portfolio X_t^w (with $w_{t,d} = 1/5$) consisting of the five large cap assets Boeing (BA), JPMorgan Chase (JPM), Eli Lilly and Co. (LLY), Microsoft (MSFT), and Exxon Mobil (XOM). Each company represents a different economic sector. Their weekly log-losses between January 2nd, 1990 and May 29th, 2023 are denoted by $Y_{t,d}$ ($d = 1, \dots, 5$), resulting in a total of $T = 1744$ trading weeks. Despite its simplicity, the EW portfolio is known to perform well empirically, mainly due to its stability (DeMiguel *et al.*, 2009).

We model the risk contributions in (D.1) conditionally on an intercept and the lagged weekly average of the VIX index, $\mathbf{Z}_t^v = \mathbf{Z}_t^m = \mathbf{Z}_t = (1, \text{VIX}_{t-1})$. Specifically, we use the linear MES regression

$$\begin{aligned} \text{VaR}_{t,\beta} &= \text{VaR}_\beta(X_t^w \mid \mathcal{F}_t) = \theta_1^v + \theta_2^v \text{VIX}_{t-1}, \\ \text{RC}_{t,d} &= \mathbb{E}_t[w_{t,d} Y_{t,d} \mid X_t^w \geq \text{VaR}_{t,\beta}] = \theta_1^m + \theta_2^m \text{VIX}_{t-1}. \end{aligned} \quad (\text{D.2})$$

We forecast $\widehat{\text{RC}}_{t,d}$ for all weeks $t \in \mathfrak{T} := \{S, \dots, T\}$ in the out-of-sample window by using the model in (D.2), which we re-estimate every week with an expanding window approach, i.e., using all data with time index $s < t$. The first estimation window consists of data up to December 31, 2006, hence implying $S = 888$.

We display the resulting absolute and relative values of the forecasted MES contributions in Figure 7. Besides the absolute time-variation of the overall portfolio risk (measured in terms of ES) that can be seen in the upper panel of the figure, the relative risk contribution of the individual assets changes substantially over the sample period. While the EW portfolio is balanced in terms of the invested money (the weights), it is unbalanced with respect to the implied risk contributions. Not surprisingly, the forecasted risk contribution of JPMorgan Chase clearly increases during the financial crisis of 2007–08, whereas with the start of the COVID pandemic, the risk contribution of the aircraft manufacturer Boeing almost doubles, while the risk of Microsoft as a technology corporation decreases.

E.2 The Equal Risk Contribution Portfolio

The unequal and time-varying risk contributions to the overall portfolio risk observed in Figure 7 motivate the construction of a portfolio with balanced risk contributions. Maillard *et al.* (2010) introduce the so-called risk parity or equal risk contribution (ERC) portfolio. In the ERC portfolio, the weights are chosen such that each investment contributes equally to the overall portfolio risk. For example, the relative risk contributions of the five assets in Figure 7 would be 0.2 in the ERC portfolio, instead of being time-varying. Among many

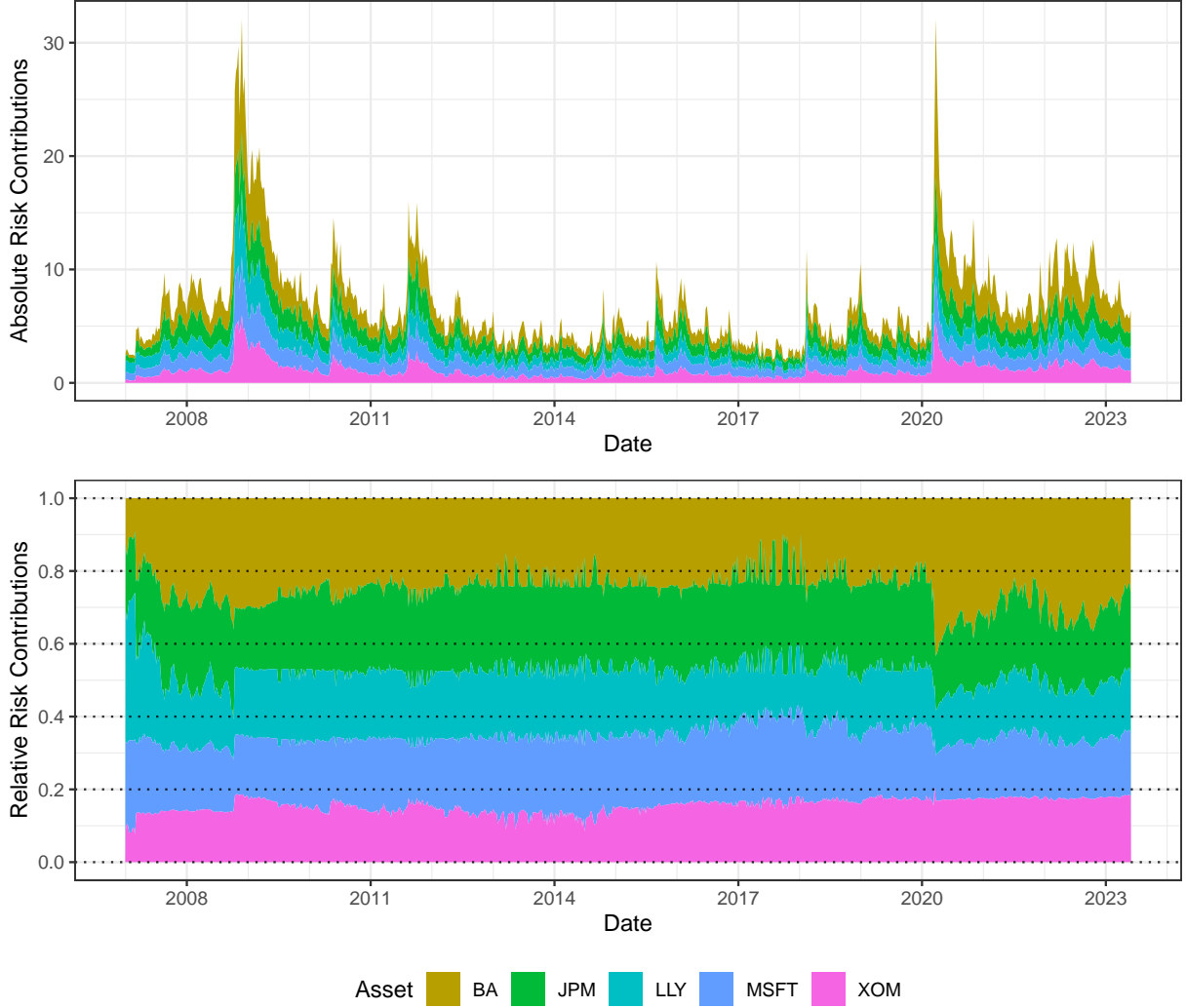


Figure 7: Absolute (upper panel) and relative (lower panel) weekly risk contributions (MES forecasts) for the equally weighted portfolio during the out-of-sample period \mathfrak{T} .

others, we refer to [Asness *et al.* \(2012\)](#), [Bruder and Roncalli \(2012\)](#), [Roncalli \(2013\)](#) and [Bollerslev *et al.* \(2018\)](#) for the ERC and risk parity portfolio. While the previously mentioned authors use the variance as the target risk measure, we follow the Basel framework of the [Basel Committee on Banking Supervision \(2019\)](#) and focus on the ES risk measure. For ES, very little work has been carried out in constructing ERC portfolios; see [Cesarone and Colucci \(2018\)](#) and [Mausser and Romanko \(2018\)](#) for some exceptions. We crucially deviate from these papers by considering MES *forecasts* issued from our covariate-based MES regressions.

In formulae, for all weeks in the out-of-sample window, $t \in \mathfrak{T}$, the weight vector $\mathbf{w}_t = (w_{t,1}, \dots, w_{t,D})' \geq 0$ with $\|\mathbf{w}_t\|_1 = 1$ of the ERC portfolio $X_t^{\mathbf{w}} = \sum_{d=1}^D w_{t,d} Y_{t,d}$ is chosen such that forecasts for the risk contributions $RC_{t,d}^{\mathbf{w}} = \mathbb{E}_t[w_{t,d} Y_{t,d} \mid X_t^{\mathbf{w}} \geq \text{VaR}_{t,\beta}]$ are equal for all

$d = 1, \dots, D$. As the portfolio weights must be allocated in advance, we forecast $\widehat{\text{RC}}_{t,d}^w$ for all $t \in \mathfrak{T}$ with the expanding window described above by estimating the MES regression in (D.2). We iterate over the possible weights \mathbf{w}_t until the forecasted risk contributions $\widehat{\text{RC}}_{t,d}^w$ are approximately equal by following Algorithm 1.²

Algorithm 1 ERC Portfolio Weights

```

1: for  $t \in \mathfrak{T}$  do
2:    $\mathbf{w}_t \leftarrow (1/D, \dots, 1/D)$ 
3:    $\widehat{\text{RC}}_{t,d}^w \leftarrow (1, 0, \dots, 0)$ 
4:   while  $\max_{d,e \in \{1, \dots, D\}} |\widehat{\text{RC}}_{t,d}^w - \widehat{\text{RC}}_{t,e}^w| > 0.01$  do
5:     Estimate the MES model in (D.2) based on all data  $s < t$  and forecast  $\widehat{\text{RC}}_{t,d}^w$ 
6:      $\tilde{w}_{t,d} \leftarrow w_{t,d}/(2\widehat{\text{RC}}_{t,d}^w) + w_{t,d}/2$  for all  $d$ 
7:      $w_{t,d} \leftarrow \tilde{w}_{t,d}/\|\tilde{\mathbf{w}}_t\|_1$  for all  $d$ 
8:   end while
9: end for
10: return  $(w_{t,d})_{t \in \mathfrak{T}}$ 

```

Besides the EW portfolio, we also use the GMVP for comparison, which is an attractive portfolio strategy that is still actively investigated (Shi *et al.*, 2023+; Reh *et al.*, 2023). The GMVP minimizes the overall (forecasted) risk—measured in terms of the variance—while ignoring expected returns entirely. As expected returns are inherently difficult to estimate (Jagannathan and Ma, 2003; Welch and Goyal, 2008), the latter can be interpreted as a robustness property of the GMVP, which it shares with the EW portfolio. However, the overall risk minimization of the GMVP often leads to a drastic concentration in portfolio weight (and also risk contribution) on certain assets (Maillard *et al.*, 2010). In our empirical analysis, we compute the GMVP weights based on the variance-covariance matrix forecasts from a state-of-the-art rolling window DCC–GARCH model of Engle (2002) with (estimated) Student’s t -distributed innovations.³

Figure 8 shows the evolution of the GMVP and ERC portfolio weights over the out-of-sample window \mathfrak{T} . Overall, the ERC portfolio contains relatively little shares in the risky stocks of Boeing and JPMorgan Chase, and more shares of the remaining three assets. We can clearly see the effects of the financial crisis of 2008 and the COVID crisis in 2020, especially on the particularly exposed firms such as Boeing, whose share is drastically reduced in the beginning of 2020. The ERC weights are however relatively stable over time, especially

²We update the weights by an average of the reciprocal of the forecasted MES and the previous weights in lines 6 and 7 to avoid an “overshooting” that was found to occur without the averaging.

³We normalize the GMVP weights to be non-negative by setting negative weights to zero and by rebalancing the remaining weights such that they add to one. The effect of this normalization on our results is almost negligible.

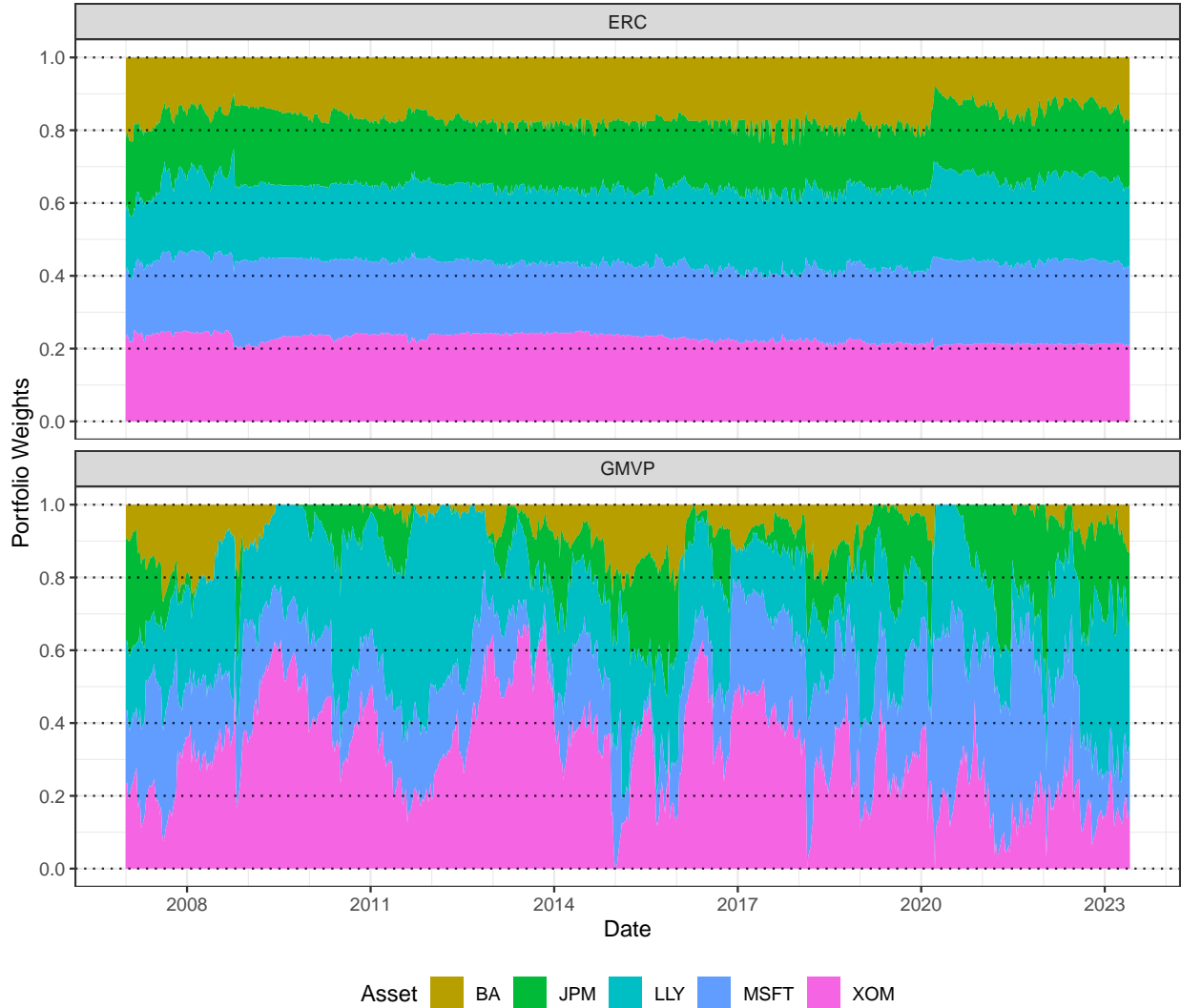


Figure 8: Portfolio weights of the ERC portfolio (upper panel) and GMVP (lower panel) during the out-of-sample period \mathfrak{T} .

in comparison with the GMVP that reacts very strongly to a changing covariance structure within the assets, and shows a severe concentration on particular firms such that—at certain times—over 60% of the money is invested in a single asset (Exxon Mobil). Besides generating substantial re-balancing costs, this leads to a risk concentration in very few assets, thus defeating possible diversification benefits. In contrast, the ERC portfolio weights are strikingly more stable (as opposed to the GMVP), while still being able to react to varying risks (as opposed to the EW portfolio). Hence, the ERC portfolio can be interpreted as a balanced middle ground between the GMVP and the EW portfolio.

Table 4 summarizes the overall performance of the GMVP, the EW and the ERC portfolios in terms of classical metrics that are computed as the respective functionals of the

Portfolio	Empirical Portfolio Return Measures					
	Avg return	Std	VaR	ES	Sharpe Ratio	RORAC
ERC	0.155	2.91	5.71	9.16	0.0532	0.0169
EW	0.158	3.06	5.86	9.42	0.0517	0.0168
GMVP	0.115	2.72	5.35	8.55	0.0424	0.0135

Table 4: Performance results of the ERC, EW, and GMVP portfolios. The performance measures are computed as the respective functionals of the empirical distributions over the out-of-sample period \mathfrak{T} .

empirical distributions over the out-of-sample period \mathfrak{T} . While the ERC and the EW portfolios achieve a comparable average return, the ERC portfolio is able to reduce its overall riskiness measured in terms of either standard deviation, the VaR or ES in comparison to the EW portfolio. The further reduction in risk achieved by the GMVP comes at the cost of a substantially smaller average return. Hence, the ERC portfolio achieves the highest Sharpe ratio and RORAC metric. These results reconfirm the ERC portfolio as a robust middle ground between the GMVP and the EW portfolio, which combines the properties of achieving high returns while reducing (and in particular balancing) risks. In this application, our regressions under adverse conditions prove to be a very valuable tool in assessing risk contributions and in constructing ERC portfolios.

F Additional Empirical Results

Here, we present additional details and results for the two applications in Section 5 of the main article.

In particular, Table 5 reports results of our systemic risk regression analogous to Table 2 in the main article, but for five additional systemically relevant US banks according to [Financial Stability Board \(2022\)](#). These results qualitatively match the ones in the main article: Most importantly, the apparent significance (in the ad hoc MES regression) of the boom and bust indicators cannot be verified by our MES regression model.

Figure 9 provides additional model diagnostics of the ad hoc MES regression. While both components of the generalized model residuals $V((v, m)', (x, y)') = (\mathbf{1}_{\{x \leq v\}} - \beta, \mathbf{1}_{\{x > v\}}(m - y))'$ (that coincide with the identification functions in [Fissler and Hoga \(2024\)](#)) necessarily require model predictions for the VaR, the ad hoc MES regression is unfortunately ambiguous about its VaR model. The left-hand side of Figure 9 shows the generalized MES residuals of the ad hoc MES regression as in Figure 4 of the main article, i.e., based on the rolling quantile $\widehat{Q}_\beta(X_{(t-S):t})$ for v (which is however not conditional on the covariates). The right-hand side

Bank	Covariate	VaR Model			MES Model			Ad Hoc MES Regression		
		Est.	SE	p -val	Est.	SE	p -val	Est.	SE	p -val
BK	Intercept	-1.734	0.185	0.000	-2.025	0.748	0.007	-0.388	0.064	0.000
	ChangeSpread	0.591	0.107	0.000	0.455	0.369	0.217	1.226	0.037	0.000
	TEDSpread	1.751	0.182	0.000	3.532	1.269	0.005	-1.013	0.051	0.000
	VIX	0.092	0.015	0.000	0.135	0.040	0.001	0.057	0.004	0.000
	ST_boom	-0.194	0.125	0.120	-0.411	0.409	0.315	0.402	0.054	0.000
	ST_bust	-0.571	0.169	0.001	-1.520	0.587	0.010	0.381	0.074	0.000
GS	Intercept	-1.711	0.212	0.000	-1.242	1.220	0.309	0.051	0.080	0.526
	ChangeSpread	0.433	0.144	0.003	0.326	0.544	0.549	1.138	0.046	0.000
	TEDSpread	1.796	0.403	0.000	2.114	0.638	0.001	-0.300	0.055	0.000
	VIX	0.115	0.018	0.000	0.148	0.041	0.000	0.021	0.004	0.000
	ST Boom	-0.411	0.333	0.218	-0.048	1.179	0.967	0.593	0.099	0.000
	ST Bust	-0.772	0.174	0.000	-1.133	0.794	0.154	0.336	0.079	0.000
MS	Intercept	-1.734	0.185	0.000	-2.486	0.893	0.005	-1.376	0.083	0.000
	ChangeSpread	0.591	0.107	0.000	0.838	0.468	0.073	1.839	0.048	0.000
	TEDSpread	1.751	0.182	0.000	2.657	1.358	0.050	-1.115	0.066	0.000
	VIX	0.092	0.015	0.000	0.170	0.050	0.001	0.075	0.005	0.000
	ST Boom	-0.194	0.125	0.120	-0.629	0.566	0.267	0.614	0.070	0.000
	ST Bust	-0.571	0.169	0.001	0.053	0.876	0.951	0.343	0.096	0.000
STT	Intercept	-1.734	0.185	0.000	-5.643	3.512	0.108	-0.647	0.125	0.000
	ChangeSpread	0.591	0.107	0.000	1.616	1.414	0.253	1.219	0.073	0.000
	TEDSpread	1.751	0.182	0.000	2.840	2.254	0.208	-1.951	0.100	0.000
	VIX	0.092	0.015	0.000	0.199	0.046	0.000	0.109	0.007	0.000
	ST Boom	-0.194	0.125	0.120	0.187	0.935	0.842	-0.360	0.105	0.001
	ST Bust	-0.571	0.169	0.001	-1.312	1.143	0.251	0.657	0.145	0.000
WFC	Intercept	-1.734	0.185	0.000	-4.271	1.053	0.000	-0.295	0.120	0.014
	ChangeSpread	0.591	0.107	0.000	1.706	0.460	0.000	1.105	0.069	0.000
	TEDSpread	1.751	0.182	0.000	2.714	1.096	0.013	-0.959	0.095	0.000
	VIX	0.092	0.015	0.000	0.106	0.039	0.007	0.062	0.007	0.000
	ST Boom	-0.194	0.125	0.120	0.157	0.461	0.734	-0.063	0.100	0.527
	ST Bust	-0.571	0.169	0.001	-0.799	0.704	0.256	0.286	0.138	0.039

Table 5: VaR and MES regression results for $\beta = 0.95$ for X_t being the log-losses of the S&P 500 Financials and Y_t being the log-losses of The Bank of New York Mellon Corporation (BK), Goldman Sachs (GS), Morgan Stanley (MS), State Street Corporation (STT) and Wells Fargo (WFC) in the respective panels. Notice that the underlying data for GS has a reduced sample span starting on May 5th, 1999 when GS was first listed on the NYSE. The vertical panel entitled “Ad Hoc MES Regression” reports the results of the method described around (5). The respective parameter estimates are given in the columns “Est.”, their standard errors in the columns “SE”, and associated t -test p -values in the columns “ p -val”.

of Figure 9 instead uses a quantile regression of X_t on the employed covariates (Koenker and Bassett, 1978), which coincides with the first stage quantile estimation of our MES regression. While the individual generalized residuals (shown as black points) of course differ between the two panels, the non-parametrically estimated conditional expectation functions are very similar for both variants in Figure 9, hence underpinning the finding of a substantial model misspecification of the ad hoc MES regression.

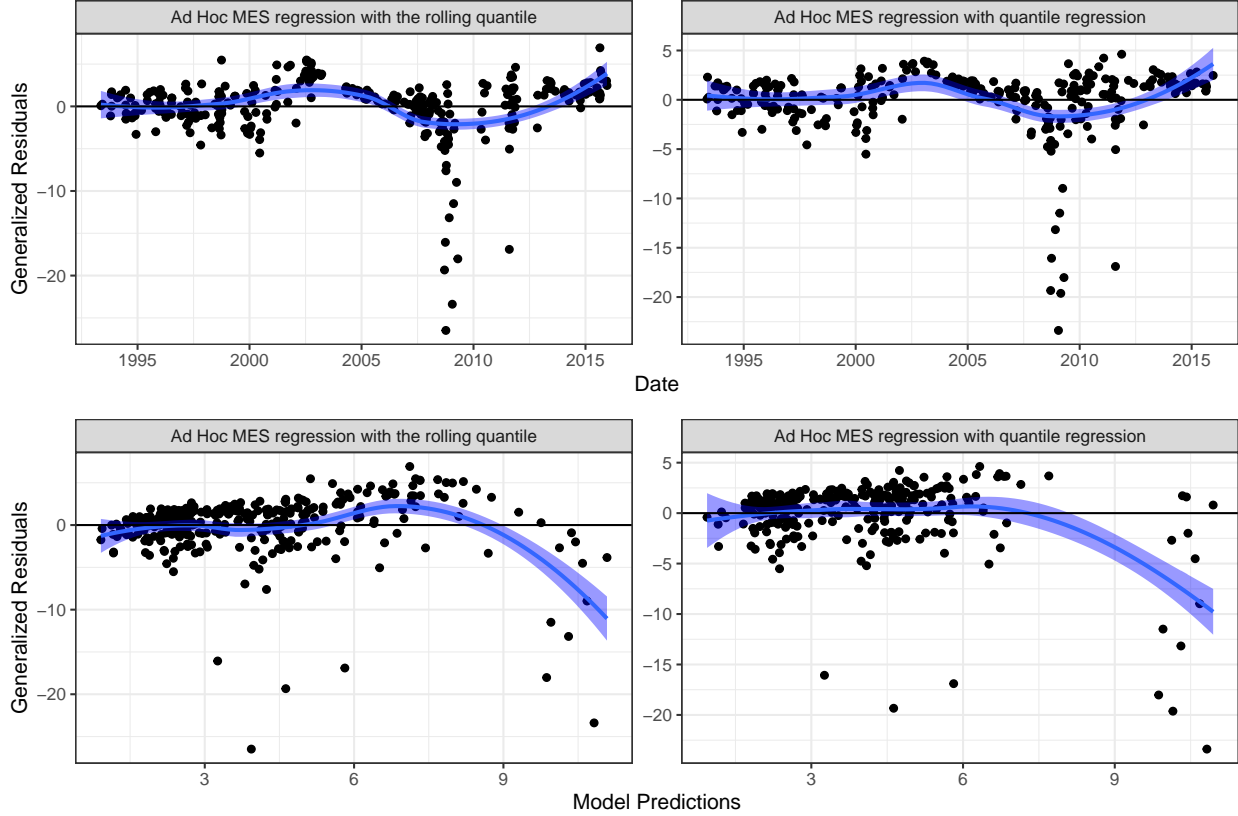


Figure 9: In-sample model diagnostics of the MES (and VaR) predictions of the “ad hoc MES regression” used in Brunnermeier *et al.* (2020a,b) for Y_t being negative returns of the Bank of America (BAC), X_t negative returns of the S&P 500 Financials and $\beta = 0.95$. The generalized MES residuals are plotted and non-parametrically regressed (in blue) against time (upper row) and the model predictions (lower row). The plots on the left-hand side use the rolling quantile $\hat{Q}_\beta(X_{(t-S):t})$ for v in the generalized model residuals $V((v, m)', (x, y)') = (\mathbf{1}_{\{x \leq v\}} - \beta, \mathbf{1}_{\{x > v\}}(m - y))'$, whereas the plots on the right-hand side use a standard quantile regression of X_t on the employed covariates.

Figure 10 visualizes VaR and MES model diagnostics in the vulnerable growth application for our regression and a DCC-GARCH model for the United Kingdom (upper two rows) and France (lower two rows), analogous to Figure 6 in the main article. Similar to the model diagnostics for Germany shown in the main article, there is no meaningful difference in model fit between our MES regression and the DCC-GARCH model.

We finally note that by definition, the generalized MES residuals follow a mixture distribution that consists of approximately $\beta \times 100\%$ zeros together with the remaining non-zero values $m - y$. In all figures in the main article as well as the supplementary material involving regression diagnostics for the generalized MES residuals, we model these non-zero values of the generalized residuals non-parametrically (with automated parameter choices in the `loess` function of the statistical software R).

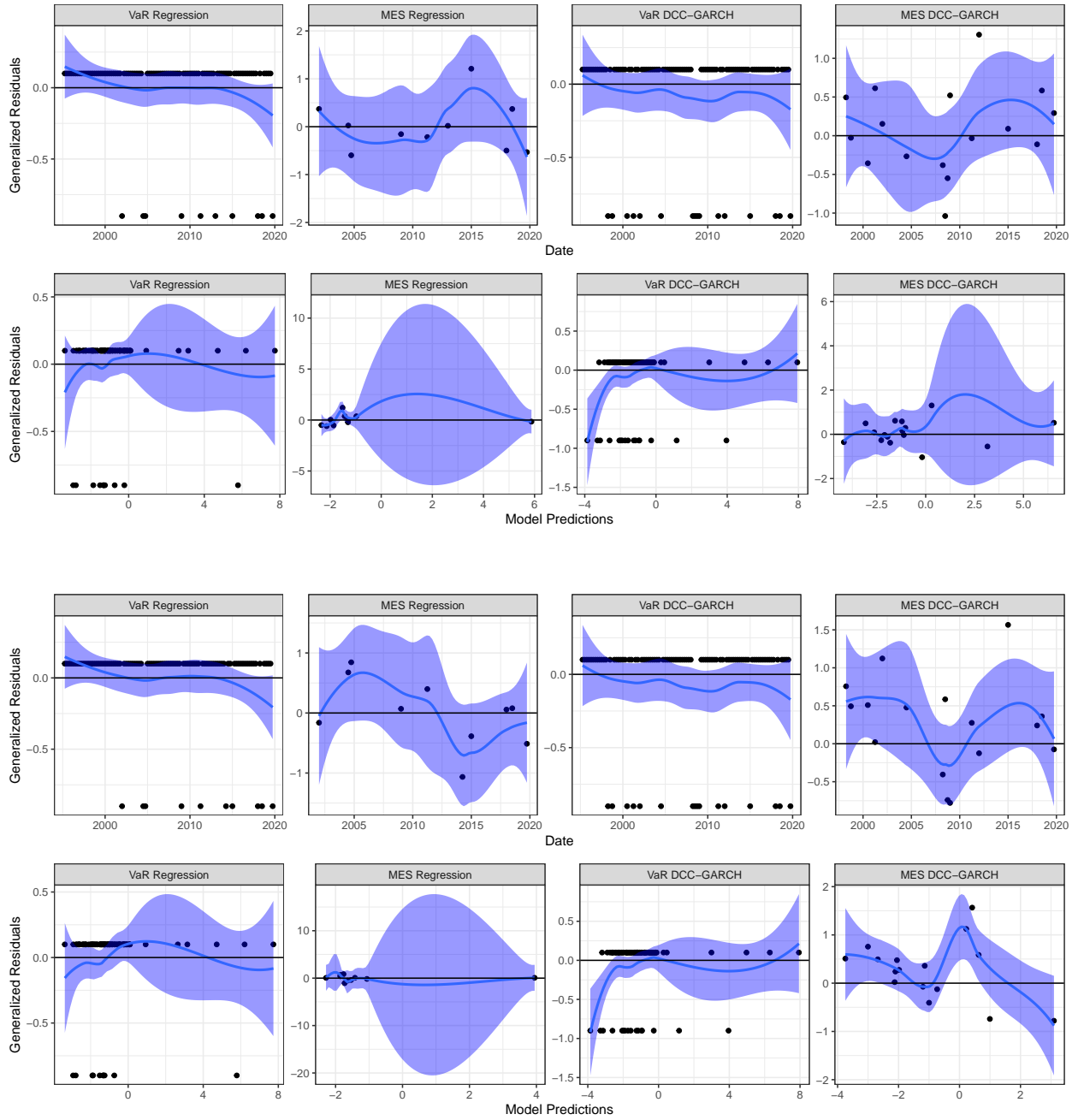


Figure 10: In-sample model diagnostics of the VaR and MES predictions of our regression and a DCC-GARCH model for Y_t being negative GDP growth of the United Kingdom (upper two rows) and France (lower two rows), X_t the joint economic region and $\beta = 0.9$. The generalized residuals are plotted and non-parametrically regressed (in blue) against time (upper row) and the model predictions (lower row).

References

- Acharya VV, Pedersen LH, Philippon T, Richardson M. 2017. Measuring systemic risk. *The Review of Financial Studies* **30**: 2–47.
- Adams PA, Adrian T, Boyarchenko N, Giannone D. 2021. Forecasting macroeconomic risks. *International Journal of Forecasting* **37**: 1173–1191.
- Adrian T, Boyarchenko N, Giannone D. 2019. Vulnerable growth. *American Economic Review* **109**: 1263–1289.
- Adrian T, Brunnermeier MK. 2016. CoVaR. *American Economic Review* **106**: 1705–1741.
- Adrian T, Grinberg F, Liang N, Malik S, Yu J. 2022. The term structure of Growth-at-Risk. *American Economic Journal: Macroeconomics* **14**: 283–323.
- Allen L, Bali TG, Tang Y. 2012. Does systemic risk in the financial sector predict future economic downturns? *The Review of Financial Studies* **25**: 3000–3036.
- Andrews DWK. 1992. Generic uniform convergence. *Econometric Theory* **8**: 241–257.
- Andrews DWK. 1994. Empirical process methods in econometrics. In Engle RF, McFadden D (eds.) *Handbook of Econometrics*, vol. 4, chap. 37, Elsevier, pages 2247–2294.
- Arrigoni S, Bobasu A, Venditti F. 2022. Measuring financial conditions using equal weights combination. *IMF Economic Review* **70**: 668–697.
- Asimit V, Peng L, Wang R, Yu A. 2019. An efficient approach to quantile capital allocation and sensitivity analysis. *Mathematical Finance* **29**: 1131–1156.
- Asness CS, Frazzini A, Pedersen LH. 2012. Leverage aversion and risk parity. *Financial Analysts Journal* **68**: 47–59.
- Barendse S. 2022. Efficiently weighted estimation of tail and interquantile expectations. *Preprint*. <https://dx.doi.org/10.2139/ssrn.2937665>.
- Basel Committee on Banking Supervision. 1996. Supervisory framework for the use of "backtesting" in conjunction with the internal models approach to market risk capital requirements. Tech. rep., Bank for International Settlements, <http://www.bis.org/publ/bcbs22.pdf>.
- Basel Committee on Banking Supervision. 2019. Minimum capital requirements for market risk. Tech. rep., Bank for International Settlements, <https://www.bis.org/bcbs/publ/d457.pdf>.
- Berger AN, Roman RA, Sedunov J. 2020. Did TARP reduce or increase systemic risk? The effects of government aid on financial system stability. *Journal of Financial Intermediation* **43**: 100810.
- Bollerslev T, Hood B, Huss J, Pedersen LH. 2018. Risk everywhere: Modeling and managing volatility. *The Review of Financial Studies* **31**: 2729–2773.
- Bradley RC. 2005. Basic properties of strong mixing conditions. A survey and some open questions. *Probability Surveys* **2**: 107–144.
- Brownlees C, Engle RF. 2017. SRISK: A conditional capital shortfall measure of systemic risk. *The Review of Financial Studies* **30**: 48–79.
- Brownlees C, Souza ABM. 2021. Backtesting global Growth-at-Risk. *Journal of Monetary Economics* **118**: 312–330.
- Bruder B, Roncalli T. 2012. Managing risk exposures using the risk budgeting approach. *Preprint* <https://dx.doi.org/10.2139/ssrn.2009778>.
- Brunnermeier M, Rother S, Schnabel I. 2020a. Asset price bubbles and systemic risk. *The Review*

- of *Financial Studies* **33**: 4272–4317.
- Brunnermeier MK, Dong GN, Palia D. 2020b. Banks’ noninterest income and systemic risk. *The Review of Corporate Finance Studies* **9**: 229–255.
- Caner M, Hansen BE. 2004. Instrumental variable estimation of a threshold model. *Econometric Theory* **20**: 813–843.
- Carrasco M, Chen X. 2002. Mixing and moment properties of various GARCH and stochastic volatility models. *Econometric Theory* **18**: 17–39.
- Catania L, Luati A. 2023. Semiparametric modeling of multiple quantiles. *Journal of Econometrics* **237**: 105365.
- Cesarone F, Colucci S. 2018. Minimum risk versus capital and risk diversification strategies for portfolio construction. *Journal of the Operational Research Society* **69**: 183–200.
- Chen C, Iyengar G, Moallemi CC. 2013. An axiomatic approach to systemic risk. *Management Science* **59**: 1373–1388.
- Davidson J. 1994. *Stochastic Limit Theory*. Oxford: Oxford University Press.
- Delle Monache D, De Polis A, Petrella I. 2024. Modeling and forecasting macroeconomic downside risk. *Journal of Business & Economic Statistics* **42**: 1010–1025.
- DeMiguel V, Garlappi L, Uppal R. 2009. Optimal versus naive diversification: How inefficient is the $1/n$ portfolio strategy? *The Review of Financial Studies* **22**: 1915–1953.
- Dimitriadis T, Bayer S. 2019. A joint quantile and expected shortfall regression framework. *Electronic Journal of Statistics* **13**: 1823–1871.
- Dimitriadis T, Fissler T, Ziegel J. 2024. Characterizing M -estimators. *Biometrika* **111**: 339–346.
- Dimitriadis T, Hoga Y. 2023. SystemicRisk. R package version 0.0.1.0, available at <https://github.com/TimoDimi/SystemicRisk>.
- Dimitriadis T, Hoga Y. 2025. Dynamic CoVaR modeling and estimation. *Preprint*. <https://arxiv.org/abs/2206.14275>.
- Dimitriadis T, Liu X, Schnaitmann J. 2023. Encompassing tests for value at risk and expected shortfall multistep forecasts based on inference on the boundary. *Journal of Financial Econometrics* **21**: 412–444.
- Doukhan P, Massart P, Rio E. 1995. Invariance principles for absolutely regular empirical processes. *Annales de l’Institut Henri Poincaré – Probabilités et statistiques* **31**: 393–427.
- Emmer S, Kratz M, Tasche D. 2015. What is the best risk measure in practice? A comparison of standard measures. *Journal of Risk* **18**: 31–60.
- Engle RF. 2002. Dynamic conditional correlation: A simple class of multivariate generalized autoregressive conditional heteroskedasticity models. *Journal of Business & Economic Statistics* **20**: 339–350.
- Engle RF, Manganelli S. 2004. CAViaR: Conditional autoregressive value at risk by regression quantiles. *Journal of Business & Economic Statistics* **22**: 367–381.
- Financial Stability Board. 2022. 2022 list of global systemically important banks (G-SIBs). Tech. rep., Bank for International Settlements, Basel, <https://www.fsb.org/wp-content/uploads/P211122.pdf>, accessed May 2023.
- Fissler T, Hoga Y. 2024. Backtesting systemic risk forecasts using multi-objective elicibility. *Journal of Business & Economic Statistics* **42**: 485–498.

- Fissler T, Merz M, Wüthrich MV. 2023. Deep quantile and deep composite triplet regression. *Insurance: Mathematics and Economics* **109**: 94–112.
- Fissler T, Ziegel JF. 2016. Higher order elicibility and Osband’s principle. *The Annals of Statistics* **44**: 1680–1707.
- Fryzlewicz P, Subba Rao S. 2011. Mixing properties of ARCH and time-varying ARCH processes. *Bernoulli* **17**: 320–346.
- Gneiting T. 2011. Making and evaluating point forecasts. *Journal of the American Statistical Association* **106**: 746–762.
- Guillen M, Bermúdez L, Pitarque A. 2021. Joint generalized quantile and conditional tail expectation regression for insurance risk analysis. *Insurance: Mathematics and Economics* **99**: 1–8.
- Hansen BE. 1999. Threshold effects in non-dynamic panels: Estimation, testing, and inference. *Journal of Econometrics* **93**: 345–368.
- Hansen BE. 2000. Sample splitting and threshold estimation. *Econometrica* **68**: 575–603.
- Hansen LP. 1982. Large sample properties of generalized methods of moments estimators. *Econometrica* **50**: 1029–1054.
- He X, Tan KM, Zhou WX. 2023. Robust estimation and inference for expected shortfall regression with many regressors. *Journal of the Royal Statistical Society Series B: Statistical Methodology* **85**: 1223–1246.
- Hoga Y. 2024+. The estimation risk in extreme systemic risk forecasts. Forthcoming in *Econometric Theory*. <https://doi.org/10.1017/S0266466623000233>.
- Jagannathan R, Ma T. 2003. Risk reduction in large portfolios: Why imposing the wrong constraints helps. *The Journal of Finance* **58**: 1651–1683.
- JP Morgan. 1996. *RiskMetrics – Technical Document*. New York: J.P. Morgan, 4th edn.
- Karolyi GA, Sedunov J, G Taboada A. 2023. Cross-border bank flows and systemic risk. *Review of Finance* **27**: 1563–1614.
- Koenker R. 2005. *Quantile Regression*. Econometric Society Monographs, Cambridge: Cambridge University Press.
- Koenker R, Bassett G. 1978. Regression quantiles. *Econometrica* **46**: 33–50.
- Liebscher E. 2005. Towards a unified approach for proving geometric ergodicity and mixing properties of nonlinear autoregressive processes. *Journal of Time Series Analysis* **26**: 669–689.
- López-Salido D, Loria F. 2024. Inflation at risk. *Journal of Monetary Economics* **145**: 103570.
- Machado J, Santos Silva J. 2013. Quantile regression and heteroskedasticity. *Preprint*. https://jmcss.som.surrey.ac.uk/JM_JSS.pdf.
- Maillard S, Roncalli T, Teïletche J. 2010. The properties of equally weighted risk contribution portfolios. *The Journal of Portfolio Management* **36**: 60–70.
- Mausser H, Romanko O. 2018. Long-only equal risk contribution portfolios for CVaR under discrete distributions. *Quantitative Finance* **18**: 1927–1945.
- McNeil AJ, Frey R, Embrechts P. 2015. *Quantitative Risk Management: Concepts, Techniques and Tools*. Princeton: Princeton University Press, revised edn.
- Meitz M, Saikkonen P. 2008a. Ergodicity, mixing, and existence of moments of a class of markov models with applications to GARCH and ACD models. *Econometric Theory* **24**: 1291–1320.

- Meitz M, Saikkonen P. 2008b. Stability of nonlinear AR-GARCH models. *Journal of Time Series Analysis* **29**: 453–475.
- Newey WK, McFadden D. 1994. Large sample estimation and hypothesis testing. In Engle RF, McFadden D (eds.) *Handbook of Econometrics*, vol. 4, chap. 36, Elsevier, pages 2111–2245.
- Oberhofer W, Haupt H. 2016. Asymptotic theory for nonlinear quantile regression under weak dependence. *Econometric Theory* **32**: 686–713.
- Patton AJ, Ziegel JF, Chen R. 2019. Dynamic semiparametric models for expected shortfall (and value-at-risk). *Journal of Econometrics* **211**: 388–413.
- Plagborg-Møller M, Reichlin L, Ricco G, Hasenzagl T. 2020. When is growth at risk? *Brookings Papers on Economic Activity* **2020**: 167–229.
- Pohle MO, Demetrescu M, Dimitriadis T, Wermuth JL. 2024. Generalised residual diagnostics *Mimeo*.
- R Core Team. 2022. *R: A language and environment for statistical computing*. R Foundation for Statistical Computing, Vienna, Austria.
- Reh L, Krüger F, Liesenfeld R. 2023. Predicting the global minimum variance portfolio. *Journal of Business & Economic Statistics* **41**: 440–452.
- Roncalli T. 2013. *Introduction to Risk Parity and Budgeting*. Boca Raton: Chapman & Hall/CRC Financial Mathematics Series.
- Ruppert D, Carroll RJ. 1980. Trimmed least squares estimation in the linear model. *Journal of the American Statistical Association* **75**: 828–838.
- Shi Z, Su L, Xie T. 2023+. ℓ_2 -relaxation: With applications to forecast combination and portfolio analysis. *The Review of Economics and Statistics* https://doi.org/10.1162/rest_a.01261.
- Wang R, Zitikis R. 2021. An axiomatic foundation for the expected shortfall. *Management Science* **67**: 1413–1429.
- Wei B, Tan KM, He X. 2024. Estimation of complier expected shortfall treatment effects with a binary instrumental variable. *Journal of Econometrics* **238**: 105572.
- Welch I, Goyal A. 2008. A comprehensive look at the empirical performance of equity premium prediction. *The Review of Financial Studies* **21**: 1455–1508.
- White H. 2001. *Asymptotic Theory for Econometricians*. San Diego: Academic Press, First edn.