

PELMS: Pre-training for Effective Low-Shot Multi-Document Summarization

Joseph J. Peper, Wenzhao Qiu, and Lu Wang

Computer Science and Engineering

University of Michigan

Ann Arbor, MI

{jpeper, qwzhao, wangluxy}@umich.edu

Abstract

We investigate pre-training techniques for abstractive multi-document summarization (MDS), which is much less studied than summarizing single documents. Though recent work has demonstrated the effectiveness of highlighting information salience for pre-training strategy design, it struggles to generate abstractive and reflective summaries, which are critical properties for MDS. To this end, we present **PELMS**, a pre-trained model that uses objectives based on semantic coherence heuristics and faithfulness constraints with unlabeled multi-document inputs, to promote the generation of concise, fluent, and faithful summaries. To support the training of PELMS, we compile **MultiPT**, a multi-document pre-training corpus containing over 93 million documents to form more than 3 million unlabeled topic-centric document clusters, covering diverse genres such as product reviews, news, and general knowledge. We perform extensive evaluation of PELMS in low-shot settings on a wide range of MDS datasets. Our approach consistently outperforms competitive comparisons with respect to overall informativeness, abstractiveness, coherence, and faithfulness.

1 Introduction

Abstractive multi-document summarization (MDS) aims to generate concise and coherent summaries that capture key information from a set of related documents. Advances in transformer-based language modeling have demonstrated the benefits of summarization-oriented language model pre-training, including strategic masking and denoising of the input (Zhang et al., 2019a), on a wide range of single-document summarization (SDS) tasks. However, the direct application of these SDS models to MDS tasks often results in poor cross-document salience detection and poor information aggregation across multiple sources.

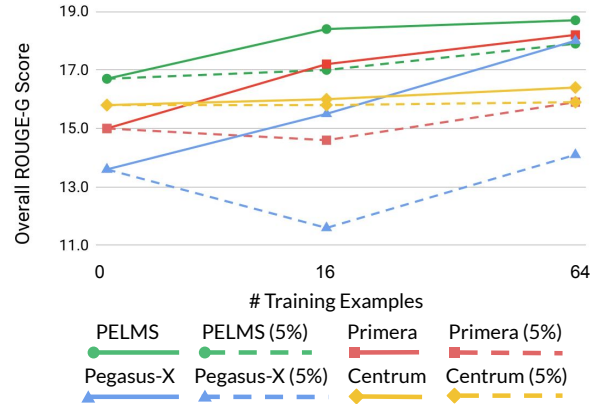


Figure 1: Low-shot pre-trained model performance on the multi-document summarization (MDS) task with ROUGE-G scores (geometric mean of ROUGE-1/2/L) aggregated over 6 MDS benchmarks. We compare with fully-supervised training (solid lines) and with adapter training (dashed lines) where only 5% of model parameters are tuned. PELMS achieves stronger overall performance at all data quantities and training methods when compared to competitive long-input summarization models.

MDS-specific solutions have been developed to address limitations apparent in existing work; for example, Xiao et al. (2022) introduce Primera, a novel MDS-specific pre-training objective using entity frequency as an approximation for information salience. However, the quality of such pre-training objectives is often reliant on brittle topic alignment methods (such as n-gram overlap, or cross-document entity linking) which struggle to generalize to an open set of domains, yielding outputs with with subpar summary *informativeness*.

Additionally, other critical MDS properties such as multi-document *faithfulness* have been overlooked by previous MDS pre-training, producing outputs that are inconsistent with their inputs. Similarly, summary *coherence* is inadequately addressed, with most gap-sentence generation (GSG) style objectives simply denoising masked phrases in their original ordering to form the training target;

these approaches may work well in conventional single-document settings, however they can introduce positional biases (DeYoung et al., 2023) in the multi-document setting due to the arbitrary ordering of documents within the input, impacting both *coherence* and *informativeness*.

The advent of large language models (LLMs) has accelerated progress on summarization tasks including MDS, producing summaries that better address the aforementioned characteristics. Unfortunately, there are still many real-world applications for which LLM-based summarization is impractical or impossible. For example, many practical summarization applications have niche target domains (necessitating domain-specific adaptation) or require compute-efficient local inference due to privacy concerns and/or regulatory compliance demands, motivating the continued need for conventional pre-trained language models that can *rapidly enable proficient MDS performance with minimal training data and/or compute*.

To address this problem, we propose **PELMS**, a method of Pre-training for Effective Low-Shot Multi-document Summarization that promotes informativeness over a diverse range of text genres, ranging from consumer and editorial opinion, to news articles, and to scientific papers, while also improving abstractiveness, faithfulness, and coherence of summaries.¹ We accomplish this by utilizing efficient semantic clustering to detect topic-aware salience at the sentence level, thus avoiding the drawbacks of relying solely on lexical similarity and brittle entity extraction methods employed by previous approaches. Our pre-training examples are constructed by selecting representative sentences from clusters that balance between topical salience and consistency to the source, for improved informativeness and faithfulness of summaries. Unlike the popular gap-sentence generation (GSG) objective, we remove input sentences instead of masking them to promote abstractiveness, and carefully select and order sentences to maintain coherence.

To support MDS pre-training, we further curate **MultiPT**, a new multi-document pre-training dataset with over 3 million topic-aligned document clusters, derived from over 93 million documents—an order of magnitude larger than existing MDS pre-training corpora. We then conduct an extensive

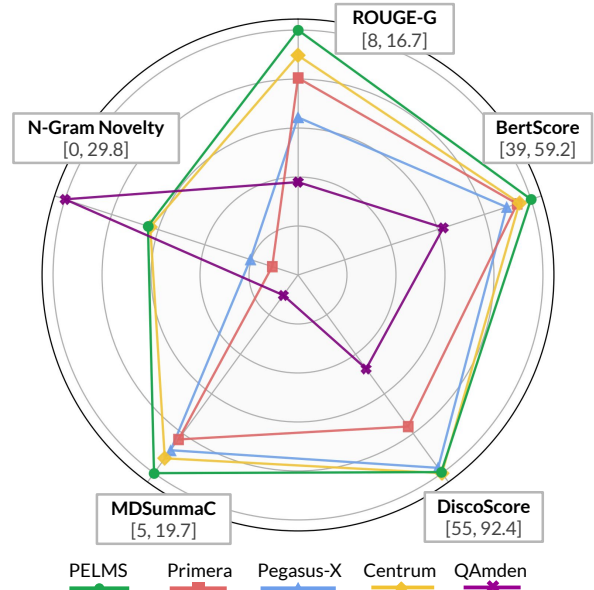


Figure 2: Overview of overall zero-shot performance across five metrics capturing **relevance** (ROUGE-G, BertScore), **abstractiveness** (N-gram Novelty), **coherence** (DiscoScore), and **faithfulness** (MDSummaC). For readability each metric is displayed on a unique scale, with $[a, b]$ respectively indicating the minimum and maximum values for each axis. PELMS achieves the best combination of performance over all key summary characteristics.

evaluation against various performant long-input transformer architectures on six MDS evaluation datasets spanning domains including news, science, consumer reviews, and media, including a newly introduced paragraph-length meta-summary generation dataset, **MetaTomatoes**. MetaTomatoes presents a challenging task of summarizing Rotten-Tomatoes critics’ movie reviews that necessitates strong cross-document knowledge aggregation capabilities to handle conflicting opinions. Our results demonstrate the strong MDS performance of PELMS, particularly in low-shot settings, highlighting the alignment between our pre-training strategy and multi-document summarization. Concretely,

- In the zero-shot setup, we achieve increased summary informativeness (ROUGE and BertScore) over the previous state-of-the-art pre-trained MDS models, while yielding *higher or comparable faithfulness, abstractiveness, and coherence scores*. In particular, we perform particularly well on review domains requiring significant cross-document synthesis. Human judges further validate that our method produces summaries with improved grammaticality, referential clarity, co-

¹Code and model are made available at <https://github.com/jpeper/pelms>.

herence, and faithfulness. Additionally, we incorporate length control during pre-training, and observe zero-shot gains when a desired length limit is specified.

- We perform experiments in supervised settings with both full-parameter and parameter-efficient training. PELMS *outperforms the comparisons in ROUGE and BertScore across the board*, while maintaining the best balance of faithfulness, abstractiveness, and coherence. Interestingly, we observe full-parameter training achieves higher informativeness and abstractiveness, while adapter-based training better maintains input faithfulness. Our findings validate the need for thorough summarization evaluation that yields insights into model behavior beyond the standard ROUGE measurement. Notably, we find PELMS *can match or exceed overall GPT-3.5 and GPT-4.0 performance on informativeness, coherence, and faithfulness with as few as 16 and 64 training examples*, respectively.
- We ablate our contributions, finding both our technique and pre-training data are valuable in improving MDS performance. Concretely, we find 1) our PELMS objective is performant with several different base long-input architectures, and 2) existing techniques benefit from pre-training on our MultiPT pre-training corpus.

2 Related Work

2.1 Multi-Document Summarization

Multi-document summarization (MDS) poses unique challenges since their inputs are often lengthy, consisting of tens or hundreds of related articles, which necessitates computationally-efficient methods (Otmakhova et al., 2022; Pasunuru et al., 2021; Brazinskas et al., 2022). More importantly, unlike single-document inputs, these multi-documents contain a mix of complementary, redundant, or sometimes contradictory information (Hendrickx et al., 2009; Radev, 2000). Existing systems struggle with effectively aggregating knowledge from multiple documents, often overly favoring information from one document or overfitting to positional biases within the input (Wolhandler et al., 2022). We also note the lack of existing large-scale pre-training datasets for the MDS tasks, with existing multi-document modeling approaches confined

to using relatively small or synthesized pre-training corpora (Caciularu et al., 2021; Xiao et al., 2022; Caciularu et al., 2023) or extends pre-trained models designed with SDS objective.

2.2 Summarization Pre-training

Pre-trained language models (PLMs) have become the dominant paradigm in natural language processing tasks, and there has been significant work in developing pre-training strategies tailored to specific NLP subtasks, such as summarization. For instance, the widely used Pegasus single-document summarization model (Zhang et al., 2019a) is pre-trained using *Gap Sentence Generation* (GSG), a custom denoising-style pre-training objective. In this approach, salience heuristics are used to identify and *mask* the most important sentences in the input document based on lexical similarity. These masked sentences are then used as targets for the pre-training task, with the model predicting them in a sequential manner. Pegasus use a “Principal” salience score, where sentences are selected based on ROUGE overlap with the remainder of the input. Unfortunately, this leads to repetition in the output, as redundant sentences will all score highly. To address this, Xiao et al. (2022) propose Primera, an extension of the Pegasus techniques that supports multi-document inputs and mitigates the problem of redundancy through entity-based sentence grouping. They introduce the “Entity Pyramid” strategy for target-sentence selection, running entity extraction and grouping sentences by entity. One sentence is selected from each prevalent entity grouping, using a sentence’s average ROUGE similarity with every other input document as the salience criteria. Unfortunately, the entity grouping step relies on brittle entity extraction, often failing to associate semantically-related terms and resulting in poor associations of related phrases. Another limitation of Pegasus and Primera is low abstractiveness due to their pre-training masking approach: First, GSG mask tokens enable the model to learn from mask token context during denoising in pre-training, de-emphasizing the need for synthesis capabilities. Second, both techniques intentionally leave a proportion of target sentences unmasked in the input to improve model copy capacity, further downplaying abstraction skills.

Puduppully et al. (2023) deviate from the conventional GSG approach with Centrum, a pre-training objective which selects the ROUGE-determined

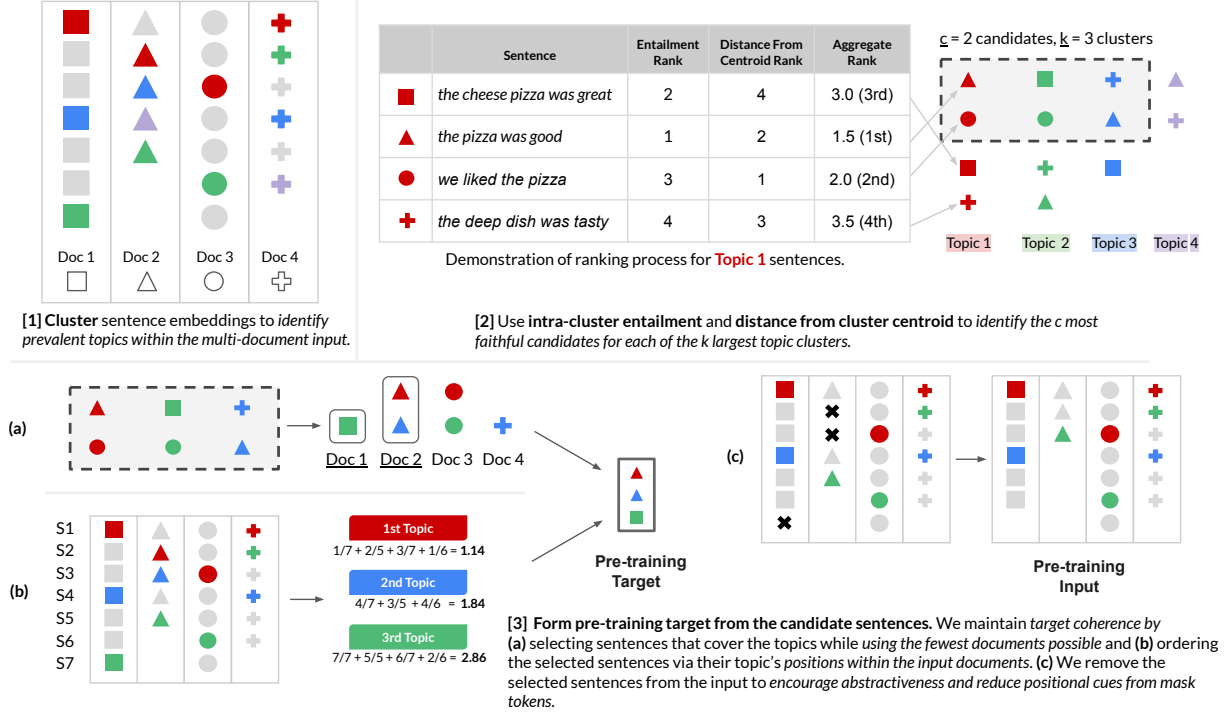


Figure 3: Overview of the PELMS pre-training approach. The pre-training target is formed by selecting a set of representative sentences covering frequently occurring topic clusters within the input. Target sentences are intentionally selected to enhance **faithfulness** and arranged to improve target **coherence**.

centroid document of each cluster as its target summary. While intuitive, this approach assumes the existence of a single reflective document, which may not hold in domains whose inputs are naturally diverse in topical content and opinion. Caciularu et al. (2023) combine cross-document information alignment and masking with question generation to perform multi-document pre-training via a question answering pre-training objective. They demonstrate strong performance in supervised settings for multi-document tasks including both question answering and summarization.

While the emphasis of these pre-training methods is on general-purpose summarization tasks (such as news summarization), similar work exists among several summarization subtasks, extending to areas such as dialog summarization (Li et al., 2022) and opinion summarization (Brazinskas et al., 2022), with pre-training methods that address unique challenges within their tasks. In this work, we focus on general pre-training techniques for MDS that apply to a broad range of domains and applications.

In addition to general summarization pre-training to increase informativeness, methods such as FactPEGASUS (Wan and Bansal, 2022) attempt to guide SDS model behavior by incorporating

factuality constraints during pre-training and fine-tuning. While effective, Ladhak et al. (2021) note that the underlying FactCC (Kryściński et al., 2019) factuality model exhibits poor generalization, requiring custom domain-specific fine-tuning. Our methods generalize effectively without domain-specific design.

3 PELMS Pre-training Technique

The PELMS pre-training strategy for multi-document summarization is outlined in Figure 3. Briefly, we rely on a cluster-then-select pre-training objective to generate data for training transformer models. We then follow previous work by using a Gap Sentence Generation-style objective to form pre-training targets, but instead of masking, we remove the sentences to improve abstractive generation. Our key contributions are: 1) improved ranking and selection of target sentence candidates to encourage summary informativeness and faithfulness, and 2) injecting coherence constraints during formulation of the GSG target. Our technique consists of the following three steps:

1. *Clustering sentences into topics (§3.1).* We encode and cluster the input sentences to identify prevalent topics within the input, considering the top k topics for inclusion in the summary.

MultiPT Datasets	Domain	#Clusters	#Docs / C	Doc_len	Input_len	Total #Tokens
Newshead	News	400,000	3.5	495.2	1732	1,733M
BigNews-Aligned	News	1,060,512	4.3	656.1	2820	2,821M
WikiSum-40	Wikipedia	1,000,000	40	70.1	2804	2,800M
AmazonPT	Product Reviews	1,000,000	40.3	72.8	2901	2,970M
YelpPT	Business Reviews	142,000	61.3	60.6	3714	528M

Table 1: Overview of the MultiPT pre-training corpus. MultiPT is comprised of 5 sources, each consisting of unlabeled topic-centric document clusters. Combined, they sum to over 3.6M clusters. We release MultiPT along with pre-computed sentence-level auxiliary information including entities and sentence embeddings.

2. *Ranking cluster sentences by summary-worthiness (§3.2).* We score each cluster element based on a) distance to the cluster centroid and b) entailment-based intra-cluster consistency. These rankings are used to determine which sentences are used within the pre-training target.
3. *Selecting and ordering target sentences to maintain summary coherence (§3.3).* Considering the c highest-scoring examples from each topic cluster, we select target sentences (one per topic), sourcing from the fewest number of documents possible. We use this, and a topic-position ordering heuristic, to specify the output ordering.

3.1 Topic Detection via Sentence Clustering

Information redundancy is a common phenomenon within multi-document inputs (Ma et al., 2022) and has been utilized to identify input salience, with the intuition being that topic frequency correlates with topic significance (Xiao et al., 2022; Nenkova et al., 2007). Methods like Primera use ROUGE similarity or align sentences using entity mentions. However, these are brittle and generalize poorly, motivating the need for a more refined selection mechanism. We propose to use **continuous semantic representations** when performing the sentence similarity comparison. Concretely, PELMS embeds and clusters the input sentences, with each cluster representing a set of topic-aligned sentences. We leverage the Sentence Transformers library (Reimers and Gurevych, 2019) which offers *lightweight* text embeddings and a fast local-community clustering method, which are required for processing large-scale pre-training data in a tractable fashion. Once we have identified semantic clusters, we use this structured cluster representation to identify salient topics. Similar to the Entity Pyramid method, we use frequency as a proxy for salience. Concretely, larger clusters represent topics that are more prominent within the input, and

are therefore more summary-worthy. We select from the k largest clusters. See Appendix A for details on the clustering method and parameters.

3.2 Entailment-aware Target Sentence Selection

As each top- k cluster represents a unique summary-worthy topic, we must choose a representative sentence from each cluster for inclusion within the pre-training target. **To improve the consistency of our selected sentence with the rest of the cluster**, we use a combination of cluster centrality and intra-cluster entailment to score the candidate sentences (Fig. 3-[2]). Pegasus and Primera leverage simple lexical overlap to identify the most significant sentence. Similarly, we could consider simply selecting the medoid element within each topic cluster. However, methods such as Wan and Bansal (2022) find it possible to improve the faithfulness of summarization systems by imposing additional selection constraints. We rank the candidate sentences in two ways: 1) by distance to the cluster centroid, to capture the average semantic meaning of the cluster, and 2) by average NLI entailment with the rest of the cluster elements, as a means of maintaining input-consistent summary examples. We aggregate these two rankings using a simple unweighted Borda count (Emerson, 2013) to generate a ranking of all cluster elements. We cap the NLI calculation to the 5 most central cluster elements due to the quadratic computational complexity of the intra-cluster entailment score.

3.3 Pre-training Formulation for Improved Coherence

Coherence is a key characteristic for summaries and has been extensively studied for summarization tasks including MDS (Christensen et al., 2013; Wang et al., 2016). However, GSG simply masks the highest-scoring sentences and de-noises in order of appearance within the input, which can result in incoherent outputs for arbitrarily-ordered

multi-document inputs. With our method, after identifying summary-worthy sentences, we then **select and order a set of sentences to comprise the pre-training target**.

Considering only the c highest-ranked sentences from each topic cluster, we select target sentences, one per topic, using minimum set cover to source from as few documents as possible to improve target coherence (Fig. 3-[3a]).

After selecting target sentences, we order them subject to the following constraints in this order of precedence: 1) sentences selected from the same document should maintain their original relative ordering, and 2) sentences should be ordered by average topic position – e.g., ‘lead’ topics should appear early within the target (Fig. 3-[3b]). Finally we remove the selected sentences from the pre-training input (Fig. 3-[3c]).

4 Pre-training Details

We pre-train a new MDS model using the PELMS technique. We form pre-training examples using our new MultiPT pre-training dataset as the source of document clusters. In this section we overview MultiPT and the pre-training architecture used for training PELMS. See Appx. A.2 for full pre-training details.

MultiPT Pre-training Dataset MDS is designed to support lengthy multi-document inputs, yet there are few available data sources for large-scale unlabeled multi-documents for pre-training. Notably, NewsHead (Gu et al., 2020) has been used, containing clusters of news articles. However, it is limited in magnitude for a pre-training dataset, containing only 370k document clusters.

Extending on this, we compile MultiPT, a new multi-document dataset comprised of over 3 million document clusters from public data sources. It contains a wide diversity of genres (including news, general knowledge, and opinionated content), and covers a broad range of inputs with respect to document lengths and cluster sizes. Table 1 outlines the pre-training dataset.

Base Model As done in Primera, we use the popular sparse-attention long-input Longformer Encoder Decoder (LED) (Beltagy et al., 2020) as our base architecture, initializing from the 464M LED-Large base model. We use the default configuration, and follow Primera in inserting a global `<doc-sep>` token after each input document as

this enables improved cross-document communication (Caciularu et al., 2021).

5 Evaluation Setup

5.1 Evaluation Datasets

We use five existing MDS datasets spanning news, opinion, and scientific domains in our evaluation, and additionally curate **MetaTomatoes**, a meta-summary generation dataset for critics’ film reviews. Table 6 overviews the evaluation dataset statistics. Appendix C.2 provides further dataset details.

5.2 Evaluation Metrics

Previous analysis of MDS techniques has largely focused on ROUGE evaluation, supplemented by expensive human evaluation. In this work, we are the first to systematically explore the behavior of pre-trained MDS models across a wide variety of summary evaluation metrics. We evaluate summary *informativeness* with **ROUGE** and **BertScore**, *coherence* with **DiscoScore**, *faithfulness* with our new **MDSummaC** metric, and *abstractiveness* with **N-gram Novelty**. Full evaluation metrics details are covered in Appendix E.

5.3 Baseline Models

We compare our PELMS technique against four performant long-input pre-trained summarization models to understand their behavior in both zero-shot and supervised settings:

Primera (Xiao et al., 2022) is a 464M model initialized from LED-large, and trained on NewsHead (Gu et al., 2020) with the previously described entity salience pre-training objective. It has achieved strong performance in multi-document summarization among existing pre-trained language models, and serves as a strong baseline.

Pegasus-X (Phang et al., 2022) is a 568M model with a long-input extension of the popular Pegasus model (Zhang et al., 2019a). It uses block-staggered local attention to enable efficient scaling to long inputs. Pegasus-X has demonstrated strong performance on long-input tasks, outperforming other similar-sized long-input models such as LongT5 (Guo et al., 2022) and LED.

Centrum (Caciularu et al., 2023) is a 464M model initialized from LED-large and trained on

Dataset	Model	R1	R2	RL	RG	BertS	DiscoS	MDSummaC	N-gram Novelty
MultiNews	Pegasus-X	39.1	11.2	17.8	19.8	59.2	91.5	37.8	4.6
	Primera	41.9	12.7	19.5	21.8	60.8	93.1	41.3	3.6
	QAMden	31.1	7.9	15.7	15.6	49.9	63.5	5.3	40.2
	Centrum	44.2	15.1	21.6	24.3	62.2	95.7	39.2	11.5
	PELMS	41.7	13.5	20.0	22.4	61.0	95.3	38.6	7.8
Multi-XScience	Pegasus-X	28.8	4.5	14.9	12.5	55.7	89.8	30.5	3.3
	Primera	29.6	4.6	15.2	12.8	55.5	81.7	27.0	1.6
	QAMden	25.4	3.5	14.3	10.9	51.9	71.9	9.6	22.8
	Centrum	29.2	4.6	15.3	12.7	55.2	90.8	31.5	7.2
	PELMS	30.0	4.8	15.4	13.0	56.0	90.9	31.1	3.0
Amazon	Pegasus-X	27.2	4.2	15.1	12.0	58.0	90.8	15.3	5.1
	Primera	28.1	5.1	16.4	13.3	59.0	84.1	8.1	2.5
	QAMden	24.1	3.3	14.5	10.5	54.9	77.2	6.2	16.2
	Centrum	28.9	4.8	16.8	13.3	58.5	90.4	12.3	25.3
	PELMS	31.3	7.1	18.7	16.1	62.0	90.6	12.8	30.8
Yelp	Pegasus-X	25.0	3.9	14.3	11.2	59.0	89.9	14.5	6.9
	Primera	27.4	4.9	15.7	12.8	59.8	85.2	10.7	2.7
	QAMden	21.2	3.3	13.2	9.7	54.8	75.7	6.9	17.5
	Centrum	27.4	5.4	16.7	13.5	58.8	89.9	9.8	39.1
	PELMS	31.7	8.0	19.0	16.9	62.4	91.6	14.2	24.9
DUC2004	Pegasus-X	31.5	5.0	15.5	13.5	56.4	92.8	4.6	4.1
	Primera	32.9	7.0	16.9	15.8	58.1	77.1	12.6	2.3
	QAMden	28.2	4.3	15.3	12.3	53.8	75.7	8.9	12.1
	Centrum	34.7	7.9	18.2	17.1	59.3	94.0	13.8	3.4
	PELMS	34.0	6.6	16.7	15.6	58.8	93.0	15.4	7.0
MetaTomatoes	Pegasus-X	31.1	4.6	13.8	12.5	54.4	93.4	5.4	12.5
	Primera	32.1	5.0	14.4	13.2	54.9	80.5	3.5	7.1
	QAMden	21.6	2.6	11.6	8.6	44.5	72.3	1.9	70.2
	Centrum	32.5	5.6	15.0	13.9	54.9	93.4	4.7	26.9
	PELMS	34.1	7.4	16.5	16.1	55.1	92.0	6.2	41.4
Overall	Pegasus-X	30.4	5.6	15.2	13.6	57.1	91.4	18.0	6.1
	Primera	32.0	6.6	16.3	15.0	58.0	83.6	17.2	3.3
	QAMden	25.3	4.1	14.1	11.3	51.6	72.7	6.5	29.8
	Centrum	32.8	7.2	17.3	15.8	58.2	92.4	18.6	18.9
	PELMS	33.8	7.9	17.7	16.7	59.2	92.2	19.7	19.2

Table 2: Results on zero-shot multi-document summarization. Values in blue indicate where PELMS outperforms all baselines for a given dataset. Green indicates the best performance when averaged over all six datasets. We see PELMS is able to achieve strong informativeness (ROUGE, BertScore) and coherence (DiscoScore) while achieving the best combination of faithfulness (MDSummaC) and abstractiveness (N-gram Novelty).

NewSHead, with the same sparse attention setup as Primera. It calculates a centroid document using ROUGE similarity and performs “leave-one-out” training, using this document as the target summary.

QAMDen (Puduppully et al., 2023) is a 464M model also initialized from LED-large using the Primera-style sparse attention. The pre-training task consists of multi-document question answering, using silver-labeled question-context-answer tuples that are automatically derived from unlabeled data using ROUGE salience calculation and question generation models. The training source is NewSHead document clusters, using the silver-labeling process to create 4.3M unique QA training instances.

5.4 Supervised Fine-tuning Methods

In our supervised experiments, we train the model using labeled summarization data. We perform standard training, updating all model parameters during training. Results are averaged over 5 runs with unique random seeds. Additionally, we explore using parameter-efficient fine-tuning (PEFT) to understand whether the evaluated methods are capable of converging when updating fewer model parameters; for the parameter-efficient method, we use the popular Adapter (Houlsby et al., 2019) PEFT method which freezes the original model weights and trains only a small percentage of parameters.

6 Results

We perform a rigorous comparison of PELMS and competitive baseline models in both **zero-shot** and

# Shots	Model	R1	R2	RL	RG	BertS	DiscoS	MDSummaC	N-gram Novelty
0	Pegasus-X	30.4	5.6	15.2	13.6	57.1	91.4	18.0	6.1
	Primera	32.0	6.6	16.3	15.0	58.0	83.6	17.2	3.3
	QAmden	25.3	4.1	14.1	11.3	51.6	72.7	6.5	29.8
	Centrum	32.8	7.2	17.3	15.8	58.2	92.4	18.6	18.9
	PELMS	33.8	7.9	17.7	16.7	59.2	92.2	19.7	19.2
16	Pegasus-X (5%)	26.0	4.5	14.0	11.6	56.8	83.9	18.0	5.1
	Primera (5%)	31.1	6.4	16.2	14.6	58.2	86.7	20.2	2.3
	QAmden (5%)	19.0	3.1	12.1	8.8	53.1	68.2	17.4	17.4
	Centrum (5%)	32.6	7.3	17.2	15.8	58.1	92.3	18.7	18.7
	PELMS (5%)	34.0	8.1	18.1	17.0	60.0	92.3	20.4	18.1
	Pegasus-X	31.9	6.9	17.4	15.5	60.5	89.1	13.0	34.1
	Primera	34.5	8.1	18.7	17.2	61.1	92.4	18.5	24.0
	QAmden	19.8	3.3	12.6	9.3	53.3	68.4	17.4	17.0
	Centrum	33.0	7.4	17.4	16.0	58.4	92.7	19.2	16.2
	PELMS	36.0	9.0	19.5	18.4	61.6	92.6	16.5	30.1
64	Pegasus-X (5%)	29.3	6.0	16.1	14.1	58.5	86.5	17.6	11.4
	Primera (5%)	32.7	7.4	17.3	15.9	59.5	90.2	21.0	7.6
	QAmden (5%)	19.5	3.2	12.4	9.2	53.3	68.4	17.3	17.0
	Centrum (5%)	32.7	7.4	17.3	15.9	58.4	92.6	19.1	16.7
	PELMS (5%)	35.0	8.8	19.0	17.9	60.9	92.5	20.9	18.4
	Pegasus-X	35.4	8.6	19.4	18.0	62.2	92.0	10.2	46.1
	Primera	35.8	8.8	19.3	18.2	61.8	93.0	16.2	31.0
	QAmden	29.6	7.1	17.3	15.3	59.0	83.2	17.6	20.4
	Centrum	33.5	7.7	17.8	16.4	59.3	92.7	20.0	12.2
	PELMS	36.2	9.3	19.8	18.7	62.5	92.3	15.5	34.4
Full	Pegasus-X (5%)	31.4	7.3	16.7	15.4	59.2	89	15.4	18.2
	Primera (5%)	32.2	7.5	17.2	15.9	59.5	88.2	18.9	12.5
	QAmden (5%)	27.6	6.2	15.6	13.6	57.4	80.8	16.9	17.3
	Centrum (5%)	33	7.8	17.7	16.4	59	92	18.4	21.5
	PELMS (5%)	34.5	8.4	18.4	17.4	60.3	92.1	19.8	19.4
	Pegasus-X	36.6	9.9	20.1	19.2	62.4	92.1	13.0	31.7
	Primera	37.1	10	20.4	19.4	62.6	93.3	16.6	30.7
	QAmden	36.6	9.9	20.2	19.2	62.2	91.9	16.1	28.4
	Centrum	35	9.0	19.0	18.0	60.7	92.8	16.7	23.4
	PELMS	37.6	10.5	20.8	20.0	63.3	93.0	17.0	31.0
LLM	GPT-3.5-Long	34.6	7.6	18.1	16.8	61.2	91.5	13.6	50.9
	GPT-4	35.2	7.9	18.4	17.1	61.8	92.0	11.6	52.1

Table 3: Overall summary of performance across zero-shot and supervised splits. For the supervised splits, we perform adapter-based fine-tuning (updating only 5% of model weights), and full-parameter fine-tuning. **Blue** indicates our model outperforms all baselines for a specific tuning method (i.e., when comparing just full-parameter or just adapter results). Values in **green** indicate our model achieves top performance *overall* for its data quantity split. Results are averaged over all 6 datasets. We see most metrics improve with more data, although often at the expense of faithfulness. Other than n-gram novelty, PELMS with 16 training examples outperforms GPT-3.5-Long, and with 64 examples outperforms GPT-4.0.

supervised settings (using both full parameter tuning and parameter-efficient fine-tuning). Tables 2 and 3 list the overall results in both zero-shot and supervised settings. Appendix B outlines the full details of our zero-shot and supervised evaluation configuration.

6.1 Zero-Shot Evaluation

Table 2 outlines the zero-shot results. We analyze the behavior of our method in the zero-shot case as this setting directly reflects alignment between our proposed pre-training objective and the downstream MDS task. Since some pre-training objectives naturally produce long outputs by

design, we enforce generation length constraints in the zero-shot setting to ensure a reasonable comparison of model outputs, as done in Xiao et al. (2022). Table 8 displays example zero-shot outputs from each model.

PELMS demonstrates strong zero-shot performance, consistently outperforming the baselines on most metrics. First, PELMS outperforms Primera and Pegasus-X on Rouge-G by an average of 1.7 and 3.1 points, and on BertScore by 1.2 and 2.1 points, respectively. We further observe improved coherence (DiscoScore) and faithfulness (MDSummaC), all while achieving significantly higher sum-

mary abtractiveness for all domains.

Of the baselines, QAMden struggles the most, especially in the zero-shot setting, largely due to its QA-centric pre-training objective which may imbue strong cross-document capabilities, but is not well-suited to summarization without fine-tuning. We observe the outputs are largely incoherent and somewhat in the format of answers to questions, which aligns with its pre-training.

Centrum is the strongest baseline, achieving solid performance, particularly on the news domains; we see improved Rouge and BertScore performance over PELMS from Centrum on Multi-News and DUC2004, however, results are mixed for Multi-XScience and noticeably worse on the opinion summarization datasets, with PELMS performing much better. We see coherence (DiscoScore) is comparable between Centrum and PELMS, indicating that our coherence heuristics achieve performance comparable with a technique whose leave-one-out whole-document target is naturally coherent.

Notably, PELMS achieves strong faithfulness (MDSummac) over all domains, speaking to the strength of our pre-training objective which enforces input-consistency selection constraints at the sentence granularity. In contrast, faithfulness is somewhat worse for Centrum, perhaps as its objective selects an entire document as the proxy summary, and it therefore becomes heavily reliant on whether the task contains standalone documents that are both informative and faithful to the rest of the input. Our sentence-granularity selection method is more flexible and can better adapt to tasks where these assumptions do not hold.

We note that Centrum was pre-trained (using the NewSHead dataset) and primarily evaluated on *news* data, a domain very suitable for their leave-one-out pre-training objective due to the large content overlap across news articles. Wolhandler et al. (2022) note that news datasets often require little to no cross-document synthesis for strong performance, thus our emphasis on expanding evaluation to other domains, where a single document cannot realistically represent the input.

6.2 Supervised Evaluation

In the supervised analysis, we explore both full parameter tuning and parameter-sparse updates using adapters (training only 5% of model parameters). We evaluate on 16-shot, 64-shot, and full-shot data

quantities. All experiments are averaged over 5 runs with unique seeds. Table 3 shows overall results averaged over the six datasets. Per-dataset results w/ statistical significance tests are provided in Appendix H.

Full-parameter tuning As expected, we see summary quality improves with further supervision. PELMS obtains the highest ROUGE-G improvements across the board, notably improving ROUGE-G by 1.2 points on the 16-shot split. For larger quantities, we see some convergence on both ROUGE and BertScore, with PELMS outperforming Primera by 0.5 points on ROUGE-G and 0.6 points on BertScore for both 64-shot and full-shot splits. With respect to summary characteristics, Pegasus-X achieves very high abtractiveness (N-gram Novelty) with full supervision, yet the lowest faithfulness.

Even with full-parameter updates, QAMden suffers in few-shot setups, with noticeably lower ROUGE, BertScore and DiscoScore. With full shot and full supervision, however, it nears the performance of the other methods.

Centrum fares worse than others on full supervision, with just 2.5 point BertScore improvement from zero-shot to full-shot, and fairly minimal improvements with few-shot training. In contrast, PELMS achieves a 4.1 point improvement with full supervision. *Full-parameter tuning with PELMS achieves the highest ROUGE and BertScore at all training data splits.*

Adapter fine-tuning We see PELMS *significantly outperforms all other methods when performing adapter fine-tuning*. In 16-shot, we see 2.4 points of ROUGE-G improvement over Primera, and 5.4 over Pegasus-X, with similar trends in 64-shot and full-shot splits with Centrum and QAMden as well. For all of the models, adapter training tends to converge to lower ROUGE and BertScore values, while maintaining a more moderate balance between abtractiveness and faithfulness. Discourse scores are fairly consistent accross most models, and generally correlated with informativeness.

Overall, we see that PELMS is strong in both fully-supervised and PEFT settings, achieving the highest summary quality, while maintaining strong informativeness across the secondary summary characteristics. In particular, the PEFT results highlight our method’s ability to adapt effectively to data and compute-scarce environments, validating

Architecture	Technique	w/ MultiPT	RG	BertScore	DiscoScore	MDSummaC	N-gram Novelty
LED	Primera	No	15.0	58.0	91.4	18.0	3.3
LED	Primera	Yes	15.4	58.4	91.5	20.7	4.6
LED	PELMS	Yes	16.7	59.2	92.2	19.7	19.2
Pegasus-X	Pegasus-X	No	13.6	57.1	91.4	18.0	6.1
Pegasus-X	PELMS	Yes	17.3	59.8	92.8	17.6	22.6

Table 4: We pre-train with the Primera technique using our MultiPT data, and pre-train our PELMS technique with the Pegasus-X long-input architecture (initializing our model with Pegasus-X weights). We report the overall zero-shots results.

	MetaTomatoes (25 Examples)			
	Gram. ↓	Ref. ↓	Str. & Coher ↓	Faithf. ↑
Pegasus-X	1.9	1.88	2.02	65.9
Primera	1.85	1.72	1.85	58.4
PELMS	1.8	1.63	1.58	78.3

Table 5: Human evaluation on MetaTomatoes dataset. For Grammaticality, Referential Clarity, and Structure & Coherence, we report the average ranking when comparing methods. Ties are allowed. For Faithfulness, we report the percentage of system-generated SCUs that are holistically entailed by human-verified input SCUs. We achieve statistically significant values in Referential Clarity, Structure & Coherence, and Faithfulness ($p < 0.05$).

the alignment between our pre-training objective and the task at hand.

7 Further Analyses

Comparison with LLMs We briefly compare performance between the pre-trained MDS models and state-of-the-art LLMs. We report the overall results using both GPT-3.5-Long (16k tokens) and GPT-4 (8k tokens) in a zero-shot setting. We use the 0613 versions for both. For a fair comparison, inputs are all truncated to the same 4,096 tokens as supported by the baseline models. We follow the MDS prompts used by Caciularu et al. (2023), with a simple instruction to generate a multi-document summary for following input. We report the overall results in Table 3 and the full results in Appendix G. We see strong performance, particularly in informativeness, coherence and abtractiveness. We note that PELMS achieves comparable or better overall performance in as few as 16 shots versus GPT-3.5-Long and in 64 shots versus GPT-4.0 for the ROUGE, BertScore and DiscoScore metrics. Additionally we observe abtractiveness (N-gram Novelty) is very high for the GPT models compared to the baselines, although this is contrasted with relatively low MDSummaC faithfulness.

Pre-training Ablation. We investigate the individual benefits of both our MultiPT data and PELMS pre-training objective on other models (Table 4). We find Primera benefits from pre-training on our diverse large-scale dataset (as opposed to NewsHead). Additionally, we see strong performance when initializing our method with Pegasus-X instead of LED; this variant outperforms the LED model on most metrics, although faithfulness is decreased. These differences in performance may be due to the architecture differences, or perhaps due to the differences in the existing pre-training the base models had already undergone.

Human Evaluation. We additionally evaluate the quality of our method with human judges, using three human judges for fluency evaluation and two for faithfulness evaluation. We follow Xiao et al. (2022) in evaluating both summary fluency and faithfulness, performing our evaluation on 25 examples from the MetaTomatoes dataset due to the time-consuming nature of the in-depth scoring process, especially for the faithfulness evaluation which requires extensive comparison of input and output. Our model showed improved grammaticality, referential clarity, structure, and coherence compared to the baseline GSG-style pre-training methods. We also find our model has highest input faithfulness, generating summaries that were the most reflective of their inputs. Appendix F contains further human evaluation details.

Length Control Experiment. We briefly explore length control during pre-training, varying the k value which sets the number of target sentences and training with a corresponding a length-prefix. We achieve an average ROUGE-G improvement of 0.6 points. Further details and results of this experiment can be found in Appendix D.

8 Conclusion

We introduce PELMS, a novel new multi-document summarization pre-training method. PELMS leverages semantic topic clustering to improve summary informativeness and uses coherence and faithfulness constraints during pre-training target formulation to produce concise, fluent, and faithful summaries. Both automatic evaluation and human evaluation demonstrate that PELMS achieves consistent improvements over competitive baseline pre-trained models, yielding especially strong performance in low-shot and parameter-efficient training settings.

Limitations

As our emphasis was on building a proficient pre-trained model, our technique is complementary to fine-tuning-specific methods that attempt to further inject specific summarization constraints during fine-tuning. For example, inference-time or train-time techniques such as FactPEGASUS (Wan and Bansal, 2022) and CLIFF (Cao and Wang, 2021) can still be used during supervised fine-tuning with our base model.

References

- Iz Beltagy, Matthew E. Peters, and Arman Cohan. 2020. [Longformer: The long-document transformer](#). *CoRR*, abs/2004.05150.
- Arthur Braziński, Mirella Lapata, and Ivan Titov. 2020. Few-shot learning for opinion summarization. *arXiv preprint arXiv:2004.14884*.
- Arthur Braziński, Ramesh Nallapati, Mohit Bansal, and Markus Dreyer. 2022. [Efficient few-shot fine-tuning for opinion summarization](#). In *Findings of the Association for Computational Linguistics: NAACL 2022*, pages 1509–1523, Seattle, United States. Association for Computational Linguistics.
- Avi Caciularu, Arman Cohan, Iz Beltagy, Matthew E. Peters, Arie Cattan, and Ido Dagan. 2021. [Cross-document language modeling](#). *CoRR*, abs/2101.00406.
- Avi Caciularu, Matthew Peters, Jacob Goldberger, Ido Dagan, and Arman Cohan. 2023. [Peek across: Improving multi-document modeling via cross-document question-answering](#). In *Proceedings of the 61st Annual Meeting of the Association for Computational Linguistics (Volume 1: Long Papers)*, pages 1970–1989, Toronto, Canada. Association for Computational Linguistics.
- Shuyang Cao and Lu Wang. 2021. [Cliff: Contrastive learning for improving faithfulness and factuality in abstractive summarization](#).
- Janara Christensen, Mausam, Stephen Soderland, and Oren Etzioni. 2013. [Towards coherent multi-document summarization](#). In *Proceedings of the 2013 Conference of the North American Chapter of the Association for Computational Linguistics: Human Language Technologies*, pages 1163–1173, Atlanta, Georgia. Association for Computational Linguistics.
- Hyung Won Chung, Le Hou, Shayne Longpre, Barret Zoph, Yi Tay, William Fedus, Eric Li, Xuezhi Wang, Mostafa Dehghani, Siddhartha Brahma, et al. 2022. Scaling instruction-finetuned language models. *arXiv preprint arXiv:2210.11416*.
- Hoa Trang Dang. 2005. Overview of duc 2005. In *Proceedings of the document understanding conference*, volume 2005, pages 1–12. Citeseer.
- Jay DeYoung, Stephanie C Martinez, Iain J Marshall, and Byron C Wallace. 2023. Do multi-document summarization models synthesize? *arXiv preprint arXiv:2301.13844*.
- Peter Emerson. 2013. The original borda count and partial voting. *Social Choice and Welfare*, 40(2):353–358.
- Alexander R Fabbri, Irene Li, Tianwei She, Suyi Li, and Dragomir R Radev. 2019. Multi-news: A large-scale multi-document summarization dataset and abstractive hierarchical model. *arXiv preprint arXiv:1906.01749*.
- Xiaotao Gu, Yuning Mao, Jiawei Han, Jialu Liu, Hongkun Yu, You Wu, Cong Yu, Daniel Finnie, Jiaqi Zhai, and Nicholas Zukoski. 2020. [Generating representative headlines for news stories](#).
- Mandy Guo, Joshua Ainslie, David Uthus, Santiago Ontanon, Jianmo Ni, Yun-Hsuan Sung, and Yinfei Yang. 2022. [Longt5: Efficient text-to-text transformer for long sequences](#).
- Iris Hendrickx, Walter Daelemans, Erwin Marsi, and Emiel Krahmer. 2009. Reducing redundancy in multi-document summarization using lexical semantic similarity. In *Proceedings of the 2009 Workshop on Language Generation and Summarisation (UCLNG+ Sum 2009)*, pages 63–66.
- Neil Houlsby, Andrei Giurgiu, Stanislaw Jastrzebski, Bruna Morrone, Quentin De Laroussilhe, Andrea Gesmundo, Mona Attariyan, and Sylvain Gelly. 2019. [Parameter-efficient transfer learning for NLP](#). In *Proceedings of the 36th International Conference on Machine Learning*, volume 97 of *Proceedings of Machine Learning Research*, pages 2790–2799. PMLR.

- Wojciech Kryściński, Bryan McCann, Caiming Xiong, and Richard Socher. 2019. Evaluating the factual consistency of abstractive text summarization. *arXiv preprint arXiv:1910.12840*.
- Philippe Laban, Tobias Schnabel, Paul N. Bennett, and Marti A. Hearst. 2021. [Summac: Re-visiting nli-based models for inconsistency detection in summarization](#).
- Faisal Ladhak, Esin Durmus, He He, Claire Cardie, and Kathleen McKeown. 2021. Faithful or extractive? on mitigating the faithfulness-abstractiveness trade-off in abstractive summarization. *arXiv preprint arXiv:2108.13684*.
- Mike Lewis, Yinhan Liu, Naman Goyal, Marjan Ghazvininejad, Abdelrahman Mohamed, Omer Levy, Ves Stoyanov, and Luke Zettlemoyer. 2019. Bart: Denoising sequence-to-sequence pre-training for natural language generation, translation, and comprehension. *arXiv preprint arXiv:1910.13461*.
- Yu Li, Baolin Peng, Pengcheng He, Michel Galley, Zhou Yu, and Jianfeng Gao. 2022. [Dionysus: A pre-trained model for low-resource dialogue summarization](#).
- Chin-Yew Lin. 2004. Rouge: A package for automatic evaluation of summaries. In *Text summarization branches out*, pages 74–81.
- Peter J. Liu, Mohammad Saleh, Etienne Pot, Ben Goodrich, Ryan Sepassi, Lukasz Kaiser, and Noam Shazeer. 2018. [Generating wikipedia by summarizing long sequences](#).
- Yang Liu and Mirella Lapata. 2019. [Hierarchical transformers for multi-document summarization](#). In *Proceedings of the 57th Annual Meeting of the Association for Computational Linguistics*, pages 5070–5081, Florence, Italy. Association for Computational Linguistics.
- Yujian Liu, Xinliang Frederick Zhang, David Wegsman, Nicholas Beauchamp, and Lu Wang. 2022. [POLITICS: Pretraining with same-story article comparison for ideology prediction and stance detection](#). In *Findings of the Association for Computational Linguistics: NAACL 2022*, pages 1354–1374, Seattle, United States. Association for Computational Linguistics.
- Yao Lu, Yue Dong, and Laurent Charlin. 2020. Multiscience: A large-scale dataset for extreme multi-document summarization of scientific articles. *arXiv preprint arXiv:2010.14235*.
- Congbo Ma, Wei Emma Zhang, Mingyu Guo, Hu Wang, and Quan Z Sheng. 2022. Multi-document summarization via deep learning techniques: A survey. *ACM Computing Surveys*, 55(5):1–37.
- Ani Nenkova, Rebecca Passonneau, and Kathleen McKeown. 2007. The pyramid method: Incorporating human content selection variation in summarization evaluation. *ACM Transactions on Speech and Language Processing (TSLP)*, 4(2):4–es.
- Jianmo Ni, Jiacheng Li, and Julian McAuley. 2019. [Justifying recommendations using distantly-labeled reviews and fine-grained aspects](#). In *Proceedings of the 2019 Conference on Empirical Methods in Natural Language Processing and the 9th International Joint Conference on Natural Language Processing (EMNLP-IJCNLP)*, pages 188–197, Hong Kong, China. Association for Computational Linguistics.
- Yulia Otmakhova, Tinh Hung Truong, Timothy Baldwin, Trevor Cohn, Karin Verspoor, and Jey Han Lau. 2022. [LED down the rabbit hole: exploring the potential of global attention for biomedical multi-document summarisation](#). In *Proceedings of the Third Workshop on Scholarly Document Processing*, pages 181–187, Gyeongju, Republic of Korea. Association for Computational Linguistics.
- Ramakanth Pasunuru, Mengwen Liu, Mohit Bansal, Sujith Ravi, and Markus Dreyer. 2021. [Efficiently summarizing text and graph encodings of multi-document clusters](#). In *Proceedings of the 2021 Conference of the North American Chapter of the Association for Computational Linguistics: Human Language Technologies*, pages 4768–4779, Online. Association for Computational Linguistics.
- Jason Phang, Yao Zhao, and Peter J. Liu. 2022. [Investigating efficiently extending transformers for long input summarization](#).
- Ratish Surendran Puduppully, Parag Jain, Nancy Chen, and Mark Steedman. 2023. [Multi-document summarization with centroid-based pretraining](#). In *Proceedings of the 61st Annual Meeting of the Association for Computational Linguistics (Volume 2: Short Papers)*, pages 128–138, Toronto, Canada. Association for Computational Linguistics.
- Dragomir Radev. 2000. [A common theory of information fusion from multiple text sources step one: Cross-document structure](#). In *1st SIGdial Workshop on Discourse and Dialogue*, pages 74–83, Hong Kong, China. Association for Computational Linguistics.
- Nils Reimers and Iryna Gurevych. 2019. [Sentence-bert: Sentence embeddings using siamese bert-networks](#). In *Proceedings of the 2019 Conference on Empirical Methods in Natural Language Processing*. Association for Computational Linguistics.
- Tal Schuster, Adam Fisch, and Regina Barzilay. 2021. [Get your vitamin C! robust fact verification with contrastive evidence](#). In *Proceedings of the 2021 Conference of the North American Chapter of the Association for Computational Linguistics: Human Language Technologies*, pages 624–643, Online. Association for Computational Linguistics.
- Kaitao Song, Xu Tan, Tao Qin, Jianfeng Lu, and Tie-Yan Liu. 2020. [Mpnet: Masked and permuted pre-training for language understanding](#).

David Wan and Mohit Bansal. 2022. [FactPEGASUS: Factuality-aware pre-training and fine-tuning for abstractive summarization](#). In *Proceedings of the 2022 Conference of the North American Chapter of the Association for Computational Linguistics: Human Language Technologies*, pages 1010–1028, Seattle, United States. Association for Computational Linguistics.

Lu Wang and Wang Ling. 2016. [Neural network-based abstract generation for opinions and arguments](#). In *Proceedings of the 2016 Conference of the North American Chapter of the Association for Computational Linguistics: Human Language Technologies*, pages 47–57, San Diego, California. Association for Computational Linguistics.

Xun Wang, Masaaki Nishino, Tsutomu Hirao, Katsuhito Sudoh, and Masaaki Nagata. 2016. Exploring text links for coherent multi-document summarization. In *Proceedings of COLING 2016, the 26th International Conference on Computational Linguistics: Technical Papers*, pages 213–223.

Ruben Wolhandler, Arie Cattan, Ori Ernst, and Ido Dagan. 2022. [How "multi" is multi-document summarization?](#)

Wen Xiao, Iz Beltagy, Giuseppe Carenini, and Arman Cohan. 2022. [PRIMERA: Pyramid-based masked sentence pre-training for multi-document summarization](#). In *Proceedings of the 60th Annual Meeting of the Association for Computational Linguistics (Volume 1: Long Papers)*, pages 5245–5263, Dublin, Ireland. Association for Computational Linguistics.

Jingqing Zhang, Yao Zhao, Mohammad Saleh, and Peter J. Liu. 2019a. [Pegasus: Pre-training with extracted gap-sentences for abstractive summarization](#).

Tianyi Zhang, Varsha Kishore, Felix Wu, Kilian Q Weinberger, and Yoav Artzi. 2019b. Bertscore: Evaluating text generation with bert. *arXiv preprint arXiv:1904.09675*.

Wei Zhao, Michael Strube, and Steffen Eger. 2022. [DiscoScore: Evaluating text generation with bert and discourse coherence](#).

A PELMS Pre-training Details

A.1 PELMS Technique Configuration

Topic Clustering For semantic topic clustering, we use the Sentence Transformers *all-mpnet-base-v2* embedding model, which is derived from Song et al. (2020). We cluster using the Sentence Transformers community-based ‘fast clustering’ algorithm, using cosine similarity as the distance metric. We specify a distance threshold of 0.6, and only consider clusters with at least 2 elements.

As described in section 3, PELMS topic selection is parameterized by k , enabling us to vary the

length per example. In half of the training examples, we set k to 8 for enabling general purpose summarization. For the remaining examples, we sample k to enable length-controlled summarization, as detailed in Appx. D.

Sentence Ranking + Selection For the NLI entailment step, we use the *albert-base-vitamins* (Schuster et al., 2021) model. We use only the positive entailment probability when calculating intra-cluster entailment. Additionally, the ranking and ordering steps are parametrized by c , which is the number of elements considered for selection from each topic cluster. We set this to 2 in our pre-training.

A.2 Additional Pre-training Details

We train PELMS from the 464M LED-large base model, using the default sliding-window local attention configuration supplemented by inserting `<doc-sep>` tokens with full attention added after each document. For all examples, we cap the input sizes at 4,096 tokens to enable tractable training. This cap affects approximately 10% of pre-training inputs. When truncating long inputs, we distribute the tokens equally among the documents.

We train on 16 GPUs with a total effective batch size of 1,024, learning rate of $5e-5$, and 1,250 warmup steps. Leveraging 16 NVIDIA A40 GPUs, this takes approximately 4 days. We train over the full pre-training dataset for one epoch. Pre-processing of the 3-million+ pre-training examples with the PELMS technique takes approximately 14 hours using the same computing environment.

We perform basic dataset pre-processing of MultiPT prior to pre-training target creation, removing extremely short and/or noisy documents containing HTML content.

B Evaluation Details

Input Preparation For fair comparison of all models, we pre-process the input documents similarly, with input sizes capped at 4,096 tokens during training and evaluation. If truncation is necessary, we distribute the tokens equally among the documents, truncating the end of each document.

Generation Settings Largely following the existing methods, for all experiments, we use beam search as the generation decoding strategy, with the number of beams set to 5. We enable tri-

gram blocking during decoding. Following [Xiao et al. \(2022\)](#), we set a maximum generation length per dataset to ensure reasonable and comparable output lengths. For Amazon and Yelp we use 96, DUC2004 and Multi-XScience we use 128, MetaTomatoes we use 192, and MultiNews we use 256.

Model Training We use a learning rate of $3e-4$ in our experiments, training for a maximum of 30 epochs. We base this off of hyperparameters from the the four baseline models which all leverage the same LED-large model. We apply early stopping based on validation Rouge-G score. For few-shot experiments, we scale down the validation set size to match the few-shot size (for example, in 16-shot training, we use a validation set of 16 examples). Results are averaged over 5 runs. For datasets with multiple ground-truth references, we unpack them and treat each reference as a separate example or “shot”.

Test Sets We cap test set size to 1,000 examples to ensure tractable evaluation as the neural DiscoScore and MDSummaC automated metrics used in our evaluation are GPU compute-intensive. This impacts only the Multi-XScience and Multi-News evaluation. MDSummaC takes approximately 45 minutes to evaluate 1,000 examples.

Model Selection Due to computational limitations, we evaluate only on recent strong baselines: Primera and Pegasus-X, Centrum, and QAMDen. These outperform other baselines like LED and BART ([Lewis et al., 2019](#)). We explored Flan-T5, a T5-based method pre-trained for multiple tasks ([Chung et al., 2022](#)), but it showed poor generalization to multi-document summarization in our pilot studies, likely due to lack of long-input pre-training.

C Dataset Information

C.1 Pre-training Datasets

The datasets used in our MultiPT corpus are described here.

- NewSHead ([Gu et al., 2020](#)) - A dataset of news stories published between 2018-2019, grouped together to form topic-centric document clusters.
- BigNews-Aligned ([Liu et al., 2022](#)) - A large-scale news dataset containing over 3 million

english political news articles which are clustered by event. These articles are gathered from 11 large US news sites.

- WikiSum-40 ([Liu and Lapata, 2019](#)) - Derived from WikiSum ([Liu et al., 2018](#)) a Wikipedia corpus containing wikipedia articles and their source articles. WikiSum-40 is a filtered variant containing only the 40 most-relevant documents for every wikipedia article.
- AmazonPT ([Ni et al., 2019](#)) - A subset of the massive dataset of Amazon product reviews. We use a 1,000,000 cluster subset of this, sampling uniformly from the available categories.
- YelpPT (<https://www.yelp.com/dataset>) - a reviews dataset containing consumer reviews of businesses.

C.2 Evaluation Datasets

We provide further details on the datasets used during evaluation, and introduce our new MetaTomatoes dataset.

- Multi-News ([Fabbri et al., 2019](#)) - A large-scale MDS news summarization dataset containing 56,216 articles-summary pairs.
- DUC2004 ([Dang, 2005](#)) - A small carefully-curated news summarization dataset containing 50, 10-document news article clusters and corresponding summaries.
- Multi-XScience ([Lu et al., 2020](#)) - A related-work generation task, with the goal of consolidating information from scientific article abstracts cited by a given paper.
- Amazon, Yelp ([Bražinskas et al., 2020](#)) - Two small crowdworker-curated opinion summarization datasets with focus on aggregating opinions expressed in consumer reviews of consumer products (Amazon), and businesses (Yelp).

C.2.1 MetaTomatoes Meta-review Dataset

[Wang and Ling \(2016\)](#) previously released RottenTomatoes, an MDS meta-review dataset in which inputs consisted of many short editorial summaries produced by RottenTomatoes contributors. The objective was to generate a brief sentence that captures the overall opinion towards the new film. In contrast, we identify and scrape longer-form meta-reviews produced by the RottenTomatoes editorial

Evaluation Datasets	Domain	#Clusters	#Docs / C	Doc_len	Input_len	Summ. Length
MultiNews	News	56,000	2.8	640.4	1793	217
Multi-XScience	Academic Literature	40,000	4.4	160	700	105
Amazon	Product Reviews	180	8	49.7	397	50.3
Yelp	Business Reviews	300	8	49.8	398.4	52.3
DUC2004	News	50	10	588.2	5882	115
MetaTomatoes	Movie Meta-Reviews	1,497	84.3	23.2	1956	142

Table 6: Overview of the six datasets used in our MDS evaluation.

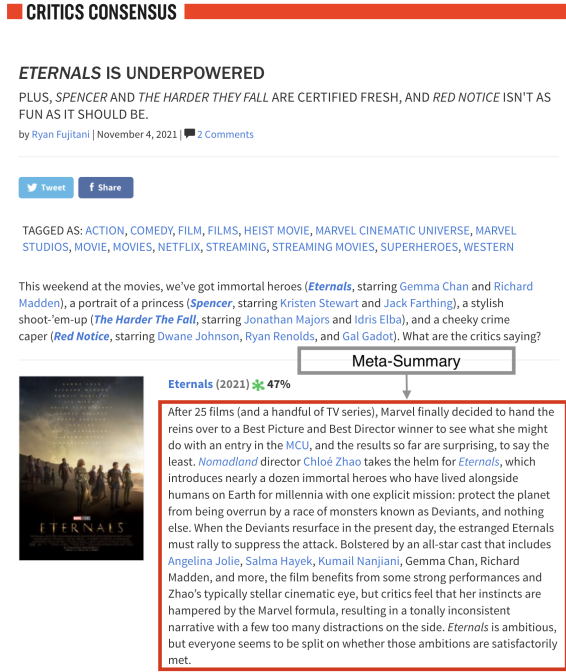


Figure 4: Example Rotten Tomatoes Critics Consensus Meta-Summary

team using similar inputs. Figure 4 displays an example meta-summary. These meta-reviews are significantly longer than any one input ‘contributor review summary’, with the input posing a unique challenge due to the large number of documents, necessitating cross-document information aggregation and understanding.

D Length-Controlled Summarization

As mentioned in Section 7, we perform length-controlled summarization experimentation in the zero-shot setting. During pre-training we train with a fixed k of 8 for half of the examples. For the remainder, we randomly sample k from a normal distribution (mean=7, std_dev=5) to encourage flexibility within the model output; in these cases, we prepend the input with a corresponding length prefix, corresponding to one of five length bins. We bound k within the range [1,14]. Table 7 overviews the results and best prefixes for each dataset.

The five length prefixes and corresponding bins are as follows:

- ‘short’: [1,2]
- ‘short-medium’: [3,5]
- ‘medium’: [6,8]
- ‘medium-long’: [9,11]
- ‘long’: [12, 14]

E Additional Evaluation Metrics Details

We provide additional information on the 5 metrics used in our evaluation. All metrics report values in range [0,1] with displayed results multiplied by 100 for presentation purposes. For all, higher scores are better.

Summary Informativeness

- ROUGE (Lin, 2004), an n-gram overlap metric commonly used for summarization evaluation.
- BertScore (Zhang et al., 2019b), a BERT-based text similarity metric, also popular for text generation evaluation.

Coherence

- DiscoScore (Zhao et al., 2022), a recent BERT-based method for evaluating discourse coherence. In particular, we use the DS-SENT (NN) variant—which is shown to correlate well with human judgment, particularly in the news domain—to measure the discourse similarities between system and reference summaries.

Faithfulness

- MDSummaC - To better measure consistency between multiple-document inputs and a system summary, we introduce MDSummaC,

Dataset	Best Prefix	R1	R2	RL	RG	BertS	DiscoS	MDSumC	N-gram Novelty
MultiNews	long	43.4	14.1	20.6	23.3	61.4	95.2	38.1	9.7
Multi-X-Science	none	29.7	5.1	15.6	13.3	56.4	90.8	30.9	5.5
Amazon	medium-long	35.4	8.7	21.2	18.7	63.2	90.9	15.3	32.4
Yelp	short-medium	30.8	6.6	18.1	15.4	61.3	91.2	10.2	38.2
Duc2004	medium	36.1	8.4	18.0	17.6	58.3	93.7	14.8	7.3
MetaTomatoes	medium-long	33.8	7.1	16.3	15.7	55.0	92.0	6.8	43.6
Controlled Avg.		34.9	8.3	18.3	17.3	59.3	92.3	19.4	22.8
Uncontrolled Avg.		33.8	7.9	17.7	16.7	59.2	92.2	19.7	19.2

Table 7: Comparison of uncontrolled vs length-controlled zero-shot performance. The controlled setting varies only in the prefix supplied during inference. We report the best prefix per dataset, noting that the best prefixes aligned well with the expected best (i.e., longer prefixes for datasets with longer summaries). Our selection metric is RG score.

an entailment-based consistency metric that we extend from the SummaC (Laban et al., 2021) consistency metric. SummaC uses entailment to identify whether a text is consistent with another. In particular, we repurpose the *SummaC_{ZS}* variant, which uses sentence-wise comparison of the input text and generated summary, calculating consistency as the maximum entailment score between a given summary sentence and any input sentence, then reporting the average of this over all of the summary sentences. Unfortunately, this formulation struggles to fit the multi-document case, as SummaC will return a high score even if a summary is maximally consistent with sentences from just one document. To ensure the summary is independently consistent with each document, we instead report the average *SummaC_{ZS}* score over each individual input document Doc_i in the input I as follows:

$$MDSummaC(I, S) = \frac{1}{n} \sum_{i=1}^n SummaC_{ZS}(Doc_i, S) \quad (1)$$

Abstractiveness

- N-gram novelty - Calculates the abstractiveness of a summary as the proportion of novel n-grams within the summary. For example, unigram novelty captures the proportion of summary unigrams not seen in the input. To simplify our reporting, we report the arithmetic mean of 1-gram, 2-gram and 3-gram novelty as our proxy for summary abstractiveness.

F Human Evaluation Details

We hire 3 native English speakers to act as human evaluators of generated summaries. We use (Xiao

et al., 2022)’s guidelines for fluency evaluation, measuring grammaticality, referential clarity, and structure & coherence. As their instructions confusingly mixed both absolute scoring with suggestions to perform comparative scoring, we simplified the task to a comparative ranking of the system outputs from our three evaluated models, with ties allowed.

Summaries were presented to annotators in random order. We performed the faithfulness evaluation in two phases. First, in the filtering phase, annotators were asked to identify all Summary Content Units (SCUs) within the inputs. We used majority vote to merge these annotations. Next, once SCUs had been selected, the annotators were provided the system summaries and asked to score each each summary sentence as either 1 or 0, with 1 meaning the sentence was holistically entailed by the input SCUs. To produce an overall score, we report the average percentage of summary sentences that were entailed by the input SCUs.

Figures 5 and 6 contain the guidelines provided during the human evaluation. Our inter-annotator agreement scores were 0.43 for Grammaticality, 0.53 for Referential Clarity, 0.28 for Structure & Coherence, and 0.47 for Faithfulness.

G Full LLM Results

Table 9 outlines the results of GPT-3.5-Long and GPT-4 on each of the six evaluation datasets.

H Full Supervised Results

We provide the full results for all datasets with our supervised setups (all combinations of 16/64/full-shot splits and full-parameter/adaptor training) in Tables 10, 11, 12, 13, 14, and 15.

Ground Truth	Pegasus-X	Primera	PELMS
<p>What do you do with an ex-pope? If you happen to know, call Rome, because the Church isn't sure yet. Many fear Benedict will become an implicit rival to the new pope, despite his apparent desire to keep a low profile. He told Roman diocese priests yesterday that he would be "withdrawing into prayer," Reuters reports. "I will always be close to all of you," he said, "even if I remain hidden from the world." The "close to you" bit is somewhat literal; Benedict has announced he'll be living in the Vatican. That's caused some controversy, the Wall Street Journal reports, but one senior papal adviser says it's "better to have him here than somewhere else, where he could become another center of power." Benedict is likely to exert influence over the next pope by picking a new head of the embattled Vatican Bank, and he'll keep writing as a respected theologian. The Church also hasn't decided what vestments he'll wear, whether he'll give audiences, or even what to address him 'a decision that has "juridical" ramifications', a spokesman said. One thing's for sure: He won't be infallible anymore.</p>	<p>VATICAN CITY - The looming retirement of Pope Benedict XVI, who will soon become the first living ex-pontiff in some six centuries, has created a quandary for the Roman Catholic Church: What to make of a former pope who will continue to live under the roof of a new one? Speaking unscripted to thousands of priests from the diocese of Rome, in what turned out to be a farewell address in his capacity as bishop of the Italian capital, Benedict outlined a cloistered life ahead, once he steps down in two weeks time: "Even if I am withdrawing into prayer, I will always been close to all of you and I am sure that you will be close to me, even if I remain hidden to the world," he said. After February 28, when he becomes the first pontiff to resign instead of ruling for life, Benedict will first go to the papal summer retreat at Castel Gandolfo, south of Rome and then move permanently into the four-storey Mater Ecclesiae convent.</p>	<p>VATICAN CITY - The looming retirement of Pope Benedict XVI, who will soon become the first living ex-pontiff in some six centuries, has created a quandary for the Roman Catholic Church: What to make of a former pope who will continue to live under the roof of a new one? Wednesday provided two examples of how the former officeholder could cast a shadow over his successor's work. Pope Benedict was likely to take the sensitive step of appointing a new chief of the Vatican bank, Vatican spokesman Rev. Federico Lombardi said - a move that would leave the next pontiff with a just-picked custodian to a secretive bank that, under Pope Benedict, has denied allegations of money-laundering. The pope underscored that Wednesday. "I have done this in full freedom for the good of the church," he told a general audience, one of his last. Later at Mass, the pontiff received a long and emotional ovation from the hundreds of rank-and-file faithful who packed the pews, including dozens of cardinals who removed their miters in a sign of respect to the outgoing pontiff. One cleric wiped away tears.</p>	<p>Pope Benedict XVI's decision to resign is fueling an unusual discussion within the Vatican: What status he'll hold once he retires? The Vatican, which is navigating uncharted waters since his shock announcement, said experts have still not decided what his title will be or whether he will wear the white of a pope, the red of a cardinal or the black of an ordinary priest. Pope Benedict also made his first public appearances in the wake of his resignation announcement, issuing a strong warning to the cardinals who will elect his successor, decrying the internal rivalries among senior churchmen that have plagued his eight-year papacy. The rivalries burst into public view a year ago when the Vatican confirmed the authenticity of letters to the pope, leaked to the Italian media, detailing the ouster of a top Vatican official who tried to blow the whistle on wasteful spending in the world's smallest state. Father Lombardi said he didn't think the pope consulted the College of Cardinals on his decision to stay inside the Vatican. Added a senior papal adviser: "It's better to have him here than somewhere else, where he could become another center of power."</p>
Centrum	QAMDen	GPT-3.5-Long	GPT-4
<p>VATICAN CITY (Reuters) - Pope Benedict XVI's decision to resign is fueling an unusual discussion within the Vatican: What status he'll hold once he retires? FILE PHOTO: Pope Benedict Benedict XVI attends Ash Wednesday mass at the Vatican February 13, 2013. Thousands of people are expected to gather in the Vatican for Pope Benedict's Ash Wednesday Mass, which is expected to be his last before leaving office at the end of February. VATICAN CITY - Pope Benedict will see out his life in prayer, 'hidden from the world', he said on Thursday in his first personal comment on his plans since he stunned Roman Catholics by announcing his retirement. His remarks, in a voice that was hoarse at times, followed Monday's resignation notice which spoke of 'a life dedicated to prayer'. The Vatican has said the 85-year-old German will live within its walls. His seclusion may allay concern that the first living former pope in centuries might trouble Church unity. Speaking unscripted to thousands of priests from the diocese of Rome, in what turned out to be a farewell address in his capacity as bishop of the Italian capital, Benedict outlined a cloistered life ahead, once he steps down in two weeks time.</p>	<p>a cloistered life ahead, because speaking unscripted to thousands of priests from the diocese of Rome, in what turned out to be a farewell address in his capacity as bishop of the Italian capital, Benedict outlined a close relationship with his flock, once he steps down in two weeks time - - Advertisement - The face of the church is at times disfigured by the sins against the unity of the Church, who will never stop guiding it and I am sure that you will be close to all of you, even if I remain hidden to the world, he said, Even if I am withdrawing into prayer, I will always be close, and I'm sure that I, myself, will always, I'm very sorry that I remain, I hope that I'll always be very close to you, I'll see you, but I'll be very very, very close, very very very close and I hope you'll be close. .</p>	<p>Pope Benedict XVI's decision to resign has sparked discussion about his status once he retires. There are concerns about whether he will become a rival to his successor, as he plans to live inside the Vatican. Pope Benedict has made it clear that he will not interfere with his successor's work and will give up all formal powers of his office. However, there are still questions about what title to use for him and whether he will hold audiences with potential admirers. After his resignation, Pope Benedict will live a secluded life of prayer and will move into the Mater Ecclesiae convent within the Vatican. The Vatican has not yet decided on his title or what he will wear. The election of the new pope will take place in a secret conclave between March 15 and 20.</p>	<p>Pope Benedict XVI's decision to resign has sparked discussions within the Vatican about his status post-retirement. This is the first time in six centuries that a living ex-pontiff will coexist with a new Pope, raising questions about potential conflicts. Pope Benedict has made plans to live inside the Vatican after his resignation, which some analysts believe could unwittingly make him a rival to his successor. However, he has stated that he has no intention of interfering with his successor's work and will give up all formal powers of his office. The Pope will continue to live inside Vatican City, where he will write and pray. His future home will be a renovated convent within Vatican walls. The Vatican has stated that he will not influence the election of his successor. However, his title post-resignation and his attire are still under consideration. The Pope has stated that he will spend his time in prayer, "hidden from the world".</p>

Table 8: Zero-shot MultiNews Summary Output Example

Dataset	Model	R1	R2	RL	RG	BertS	DiscoS	MDSummaC	N-gram Novelty
MultiNews	GPT-3.5-Long	40.6	12.2	20.2	21.6	63.0	94.0	27.4	38.9
	GPT-4	41.3	12.5	20.3	21.9	63.4	94.5	26.3	37.5
Multi-XScience	GPT-3.5-Long	30.7	5.2	15.8	13.7	56.5	91.1	20.6	40.6
	GPT-4	30.8	5.1	15.9	13.6	56.7	91.4	16.9	42.9
Amazon	GPT-3.5-Long	31.3	5.7	17.9	14.7	62.4	90.6	6.6	70.1
	GPT-4	33.2	6.9	19.1	16.3	64.6	91.9	5.2	71.3
Yelp	GPT-3.5-Long	33.6	6.6	19.3	16.2	64.0	91.9	6.9	65.2
	GPT-4	32.7	6.0	18.5	15.4	64.3	91.5	4.6	70.2
DUC2004	GPT-3.5-Long	40.0	10.4	20.2	20.3	63.3	95.4	14.3	34.4
	GPT-4	40.8	11.2	21.2	21.3	64.0	95.4	12.1	34.2
MetaTomatoes	GPT-3.5-Long	31.2	5.7	15.2	14.0	57.9	85.9	6.0	55.9
	GPT-4	32.2	5.7	15.4	14.1	57.8	87.5	4.5	56.2
Overall	GPT-3.5-Long	35.4	7.8	18.1	17.0	61.5	91.1	8.3	50.2
	GPT-4	35.7	8.0	18.9	17.4	62.7	92.0	8.8	52.0

Table 9: Results of LLMs on the multi-document summarization task. We see GPT-4 achieves consistently higher results compared to GPT-3.5-Long. In particular, GPT-4 is 1.2 points better than GPT-3.5 for BertScore informativeness. Coherence, faithfulness, and abstractiveness are also moderately improved.

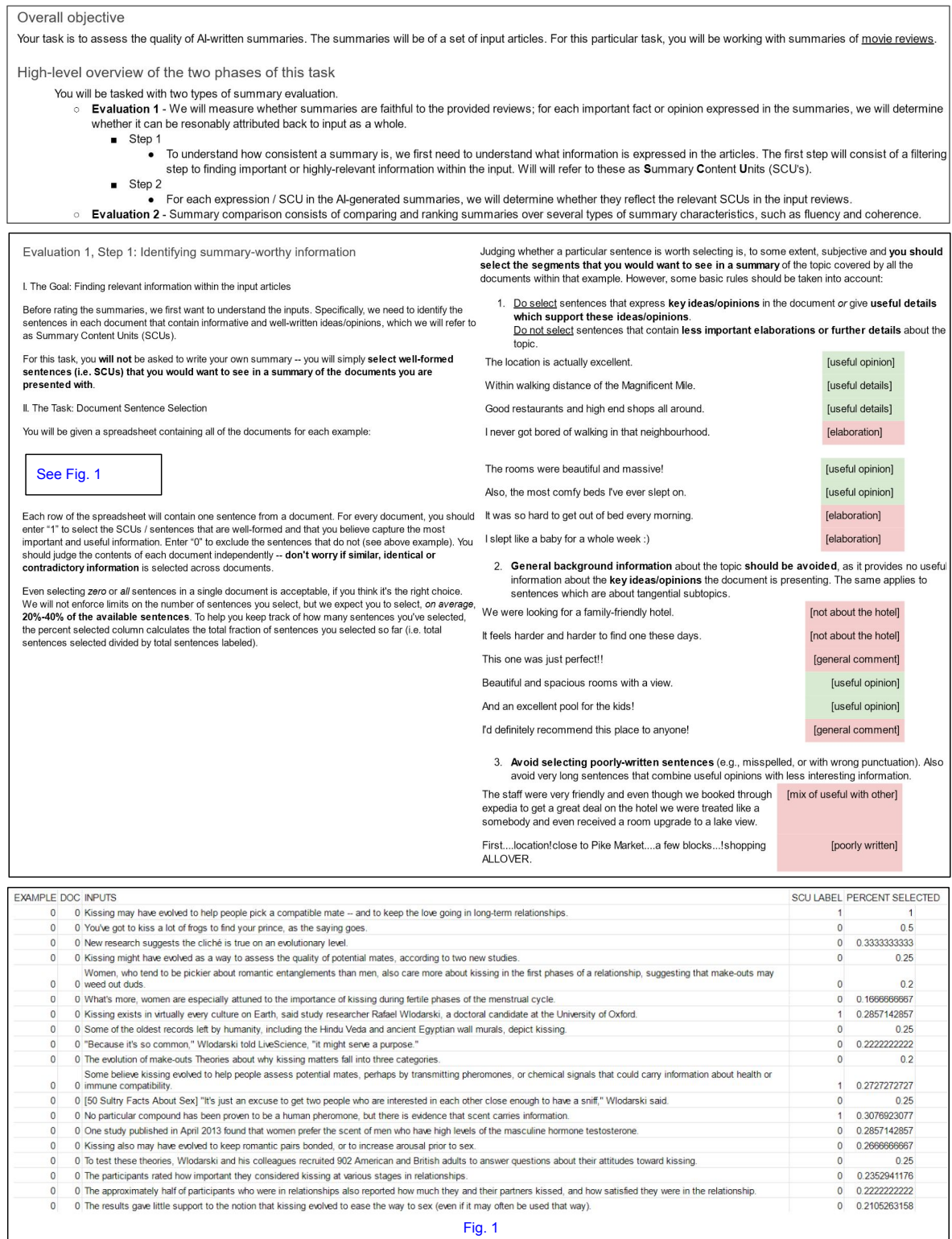
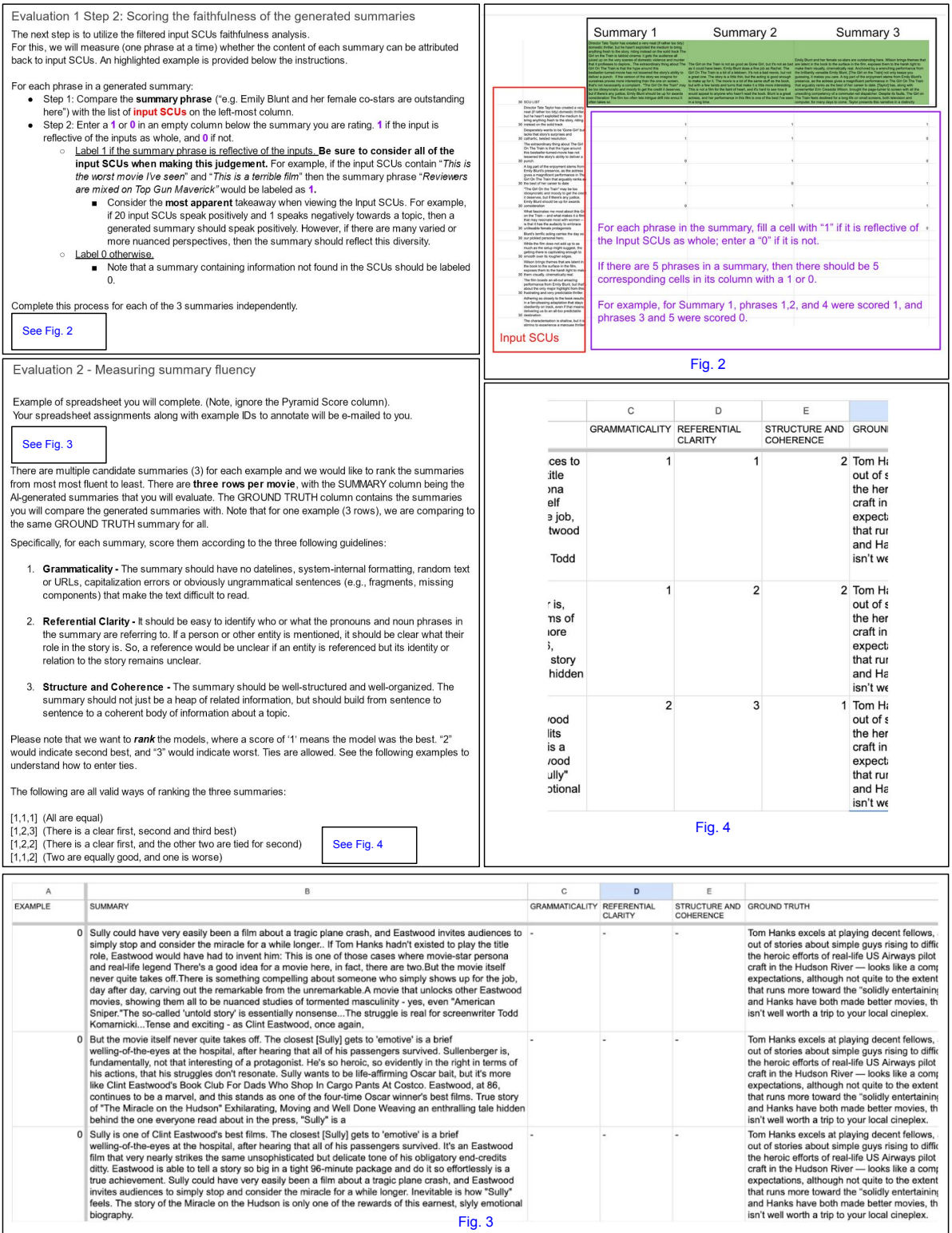


Figure 5: Human Evaluation Guidelines Pt. 1



Dataset	Model	R1	R2	RL	RG	BertS	DiscoS	MDSummaC	N-gram Novelty
MultiNews	Pegasus-X	35.5 (0.2)	11.3 (0.5)	18.0 (0.4)	19.3 (0.5)	60.6 (0.5)	85.0 (0.8)	28.0 (2.8)	17.3 (4.1)
	Primera	44.2 (0.3)	15.1 (0.4)	21.8 (0.4)	24.4 (0.4)	63.0 (0.3)	95.6 (0.2)	36.1 (3.7)	11.4 (3.7)
	QAmnden	18.4 (0.2)	5.2 (0.1)	11.7 (0.1)	10.4 (0.1)	53.1 (0.1)	57.8 (0.2)	37.5 (0.2)	10.7 (0.2)
	Centrum	44.4 (0.3)	15.6 (0.4)	22.1 (0.4)	24.8 (0.4)	62.5 (0.3)	95.9 (0.0)	39.8 (0.5)	10.8 (0.5)
	PELMS	43.8 (0.9)	14.6 (0.6)	21.3 (0.5)	23.9 (0.6)	62.7 (0.6)	95.9 (0.2)^	34.6 (3.3)	15.0 (4.1)
Multi-XScience	Pegasus-X	24.7 (1.3)	3.7 (0.2)	13.9 (0.4)	10.8 (0.4)	55.2 (0.2)	82.4 (1.9)	21.8 (6.3)	18.1 (12.8)
	Primera	29.1 (0.4)	4.6 (0.2)	15.3 (0.2)	12.6 (0.3)	55.7 (0.2)	89.8 (1.2)	30.0 (3.0)	6.9 (7.0)
	QAmnden	20.6 (0.2)	2.9 (0.1)	12.8 (0.1)	9.2 (0.1)	52.7 (0.1)	70.1 (0.1)	27.3 (0.3)	10.9 (0.1)
	Centrum	29.3 (0.2)	4.7 (0.1)	15.3 (0.1)	12.8 (0.1)	55.3 (0.1)	91.1 (0.1)	31.4 (0.4)	6.9 (0.5)
	PELMS	30.6 (0.8)^*	5.1 (0.3)^*	16.0 (0.3)^*	13.6 (0.4)^*	56.0 (0.3)^*	90.1 (1.0)	18.4 (2.6)	27.9 (6.6)^
Amazon	Pegasus-X	33.4 (1.5)	6.6 (0.9)	20.6 (1.0)	16.5 (1.3)	64.9 (0.9)	91.9 (0.4)	9.3 (1.3)	54.0 (5.9)
	Primera	34.2 (1.4)	7.3 (0.5)	21.4 (0.4)	17.5 (0.6)	65.3 (0.4)	91.8 (1.1)	11.7 (1.6)	39.3 (11.4)
	QAmnden	21.7 (0.2)	2.7 (0.1)	14.0 (0.1)	9.4 (0.0)	56.0 (0.0)	75.3 (0.0)	12.2 (0.2)	8.8 (0.2)
	Centrum	28.7 (0.3)	4.8 (0.3)	16.6 (0.3)	13.1 (0.4)	58.6 (0.3)	90.7 (0.1)	12.3 (0.3)	22.9 (1.7)
	PELMS	35.8 (0.8)^*	8.8 (0.5)^*	22.6 (0.3)^*	19.2 (0.5)^*	66.6 (0.2)^*	92.2 (0.5)^	11.0 (2.1)	46.5 (5.6)
Yelp	Pegasus-X	31.5 (1.8)	6.6 (0.7)	19.8 (1.3)	16.0 (1.2)	65.3 (0.9)	90.0 (1.1)	11.5 (1.9)	46.6 (8.6)
	Primera	32.8 (1.6)	7.4 (0.8)	20.8 (1.2)	17.1 (1.2)	64.9 (1.2)	91.8 (0.3)	12.6 (2.0)	38.0 (13.7)
	QAmnden	17.5 (0.3)	2.9 (0.1)	12.3 (0.2)	8.5 (0.1)	55.3 (0.3)	70.4 (0.2)	11.3 (0.2)	10.5 (0.2)
	Centrum	28.4 (0.2)	5.6 (0.1)	17.0 (0.1)	13.9 (0.2)	59.9 (0.3)	90.5 (0.2)	12.2 (0.3)	29.3 (1.6)
	PELMS	35.5 (1.1)^*	9.3 (0.4)^*	22.1 (0.5)^*	19.4 (0.5)^*	66.2 (0.4)^*	91.3 (1.8)	12.8 (1.8)^	32.7 (5.1)
DUC2004	Pegasus-X	34.8 (1.6)	7.2 (0.7)	17.4 (0.4)	16.3 (0.9)	59.4 (0.9)	92.3 (0.5)	4.5 (0.4)	13.5 (3.6)
	Primera	35.6 (0.8)	8.2 (0.6)	18.1 (0.7)	17.4 (0.7)	59.8 (0.9)	93.6 (1.0)	15.9 (0.8)	5.8 (2.6)
	QAmnden	22.6 (0.3)	3.6 (0.1)	13.7 (0.2)	10.3 (0.2)	54.7 (0.2)	68.6 (0.6)	12.8 (0.5)	6.0 (0.2)
	Centrum	34.5 (0.1)	8.2 (0.0)	18.2 (0.1)	17.3 (0.1)	59.2 (0.0)	94.1 (0.0)	14.8 (0.3)	4.4 (0.2)
	PELMS	37.7 (1.4)^*	9.3 (1.1)^*	19.2 (0.7)^*	18.8 (1.2)^*	61.8 (0.7)^*	93.9 (1.7)	15.7 (2.2)	21.7 (4.8)^*
MetaTomatoes	Pegasus-X	31.7 (0.8)	6.0 (0.3)	15.0 (0.3)	14.1 (0.4)	57.5 (0.6)	93.0 (0.9)	2.6 (0.6)	55.3 (10.0)
	Primera	31.3 (1.4)	6.2 (0.5)	15.0 (0.4)	14.3 (0.7)	58.0 (0.7)	92.1 (1.1)	4.5 (0.7)	42.9 (8.9)
	QAmnden	18.1 (0.5)	2.5 (0.2)	11.1 (0.2)	8.0 (0.3)	48.2 (0.1)	68.0 (0.2)	3.6 (0.0)	55.4 (0.7)
	Centrum	32.5 (0.1)	5.6 (0.1)	14.9 (0.1)	14.0 (0.1)	55.1 (0.1)	93.6 (0.3)	4.8 (0.1)	23.2 (2.0)
	PELMS	32.8 (0.2)^*	7.0 (0.1)^*	15.8 (0.1)^*	15.4 (0.1)^*	56.3 (1.5)	91.9 (0.7)	6.4 (1.7)^*	36.6 (13.7)

Table 10: 16-shot results with full-parameter training. In our experiments, we average over 5 runs, each with unique random seeds. We report the mean and (std) values. **Green** and ^ indicate PELMS outperforms all baselines. **Bold** and * indicate improvement is statistically significant (one-tailed paired t-test with each baseline, $p < 0.05$).

Dataset	Model	R1	R2	RL	RG	BertS	DiscoS	MDSummaC	N-gram Novelty
MultiNews	Pegasus-X	25.1 (0.4)	7.2 (0.2)	13.6 (0.2)	13.5 (0.3)	56.9 (0.1)	71.0 (0.5)	40.0 (0.3)	1.7 (0.3)
	Primera	41.1 (0.6)	12.8 (0.4)	19.7 (0.4)	21.8 (0.5)	61.0 (0.3)	93.5 (1.1)	43.3 (0.4)	1.8 (0.2)
	QAmnden	18.5 (0.2)	5.3 (0.1)	11.7 (0.1)	10.4 (0.1)	53.1 (0.1)	57.9 (0.2)	37.3 (0.2)	10.7 (0.1)
	Centrum	44.4 (0.2)	15.6 (0.3)	22.1 (0.3)	24.8 (0.3)	62.5 (0.3)	95.8 (0.1)	39.7 (0.4)	11.1 (0.3)
	PELMS	41.9 (0.5)	13.8 (0.3)	20.4 (0.3)	22.7 (0.3)	61.2 (0.2)	95.2 (0.3)	39.7 (0.3)	6.5 (0.3)
Multi-XScience	Pegasus-X	23.7 (0.3)	3.6 (0.1)	13.4 (0.2)	10.4 (0.2)	55.1 (0.1)	81.9 (0.4)	30.0 (0.4)	3.2 (0.3)
	Primera	28.7 (0.4)	4.4 (0.1)	15.1 (0.2)	12.4 (0.2)	55.5 (0.1)	87.7 (1.5)	31.8 (0.7)	1.2 (0.1)
	QAmnden	20.6 (0.2)	2.9 (0.1)	12.8 (0.1)	9.2 (0.1)	52.6 (0.1)	70.1 (0.2)	27.4 (0.3)	10.9 (0.2)
	Centrum	29.1 (0.2)	4.6 (0.1)	15.2 (0.1)	12.7 (0.1)	55.2 (0.0)	91.0 (0.1)	31.3 (0.4)	7.4 (0.2)
	PELMS	29.8 (0.2)^*	4.8 (0.1)^*	15.3 (0.1)^	13.0 (0.1)^*	55.9 (0.1)^*	91.0 (0.2)^	31.5 (0.4)	3.1 (0.3)
Amazon	Pegasus-X	24.9 (0.3)	3.0 (0.1)	14.8 (0.2)	10.4 (0.2)	58.6 (0.1)	85.5 (0.2)	14.9 (0.1)	3.9 (0.1)
	Primera	27.1 (0.3)	4.3 (0.1)	15.9 (0.1)	12.3 (0.1)	59.2 (0.2)	86.8 (0.7)	11.3 (0.8)	2.0 (0.2)
	QAmnden	21.7 (0.0)	2.8 (0.0)	14.0 (0.0)	9.5 (0.0)	56.0 (0.0)	75.3 (0.0)	12.0 (0.0)	8.6 (0.0)
	Centrum	28.7 (0.1)	4.7 (0.1)	16.7 (0.1)	13.1 (0.1)	58.6 (0.1)	90.4 (0.1)	12.6 (0.1)	23.9 (0.9)
	PELMS	32.0 (0.5)^*	6.9 (0.3)^*	19.5 (0.5)^*	16.2 (0.4)^*	63.3 (0.5)^*	91.2 (0.2)^*	13.8 (0.3)	28.8 (2.4)^*
Yelp	Pegasus-X	21.1 (0.4)	3.2 (0.3)	13.0 (0.4)	9.6 (0.4)	58.3 (0.3)	82.0 (0.6)	13.9 (0.1)	5.6 (0.1)
	Primera	26.7 (0.3)	4.7 (0.2)	16.2 (0.3)	12.7 (0.3)	60.3 (0.3)	87.7 (3.3)	13.5 (2.2)	1.6 (0.4)
	QAmnden	17.2 (0.0)	2.8 (0.0)	12.2 (0.0)	8.3 (0.0)	54.8 (0.1)	70.2 (0.0)	11.5 (0.0)	10.5 (0.0)
	Centrum	26.7 (0.1)	5.1 (0.0)	16.4 (0.1)	13.1 (0.0)	58.5 (0.1)	89.3 (0.0)	9.7 (0.2)	39.4 (0.4)
	PELMS	32.5 (0.5)^*	8.6 (0.4)^*	20.2 (0.5)^*	17.8 (0.5)^*	64.6 (0.5)^*	91.6 (0.2)^*	14.2 (0.4)^	27.2 (5.2)
DUC2004	Pegasus-X	31.5 (0.5)	5.6 (0.4)	16.0 (0.3)	14.1 (0.5)	57.6 (0.3)	90.6 (0.5)	4.5 (0.1)	3.4 (0.2)
	Primera	32.8 (0.1)	7.0 (0.1)	16.6 (0.1)	15.6 (0.1)	58.4 (0.0)	80.8 (0.4)	15.5 (0.5)	1.5 (0.2)
	QAmnden	21.9 (0.0)	3.2 (0.0)	13.3 (0.0)	9.8 (0.0)	54.5 (0.0)	69.2 (0.1)	11.8 (0.0)	5.8 (0.0)
	Centrum	34.2 (0.0)	8.0 (0.0)	18.0 (0.0)	17.0 (0.0)	59.0 (0.0)	94.0 (0.0)	14.3 (0.3)	4.1 (0.1)
	PELMS	34.7 (1.0)^	7.3 (0.5)	17.1 (0.5)	16.3 (0.7)	59.5 (0.5)^*	93.5 (0.5)	15.6 (0.4)^	6.5 (0.8)^*
MetaTomatoes	Pegasus-X	29.4 (0.1)	4.2 (0.1)	13.4 (0.1)	11.9 (0.1)	54.2 (0.2)	92.5 (0.2)	5.0 (0.3)	12.5 (0.8)
	Primera	30.5 (0.3)	4.9 (0.1)	14.0 (0.1)	12.8 (0.1)	55.1 (0.1)	83.6 (1.8)	5.9 (0.2)	5.6 (0.6)
	QAmnden	14.1 (0.1)	1.7 (0.0)	8.8 (0.1)	5.9 (0.1)	47.5 (0.1)	66.7 (0.0)	4.2 (0.1)	58.0 (0.2)
	Centrum	32.5 (0.1)	5.6 (0.0)	14.9 (0.0)	13.9 (0.0)	55.0 (0.1)	93.3 (0.0)	4.8 (0.0)	26.0 (0.5)
	PELMS	32.9 (0.1)^*	7.3 (0.1)^*	16.2 (0.1)^*	15.7 (0.1)^*	55.3 (0.2)^*	91.4 (0.1)	7.6 (0.1)^*	36.7 (1.6)

Table 11: 16-shot results with adapter (5%) training. In our experiments, we average over 5 runs, each with unique random seeds. We report the mean and (std) values. **Green** and ^ indicate PELMS outperforms all baselines. **Bold** and * indicate improvement is statistically significant (one-tailed paired t-test with each baseline, $p < 0.05$).

Dataset	Model	R1	R2	RL	RG	BertS	DiscoS	MDSummaC	N-gram Novelty
MultiNews	Pegasus-X	42.0 (0.5)	14.1 (0.2)	20.8 (0.3)	23.1 (0.3)	62.8 (0.3)	93.5 (0.5)	23.2 (3.5)	26.5 (4.6)
	Primera	45.0 (0.4)	15.9 (0.5)	22.3 (0.5)	25.2 (0.4)	63.7 (0.3)	96.0 (0.2)	33.2 (3.8)	17.0 (3.9)
	QAmnden	29.2 (1.0)	9.2 (0.4)	16.0 (0.4)	16.3 (0.5)	57.2 (0.4)	76.1 (1.4)	36.3 (0.4)	8.6 (0.2)
	Centrum	44.4 (0.2)	15.5 (0.3)	22.1 (0.3)	24.8 (0.3)	62.6 (0.3)	96.0 (0.1)	40.6 (0.9)	9.4 (1.5)
	PELMS	45.0 (0.2)^	15.5 (0.1)	21.9 (0.1)	24.8 (0.1)	63.4 (0.3)	96.2 (0.2)^	30.6 (1.7)	20.5 (1.9)
Multi-XScience	Pegasus-X	27.9 (1.1)	4.6 (0.2)	15.4 (0.3)	12.6 (0.5)	56.0 (0.2)	86.1 (1.6)	11.9 (1.4)	41.4 (4.9)
	Primera	29.8 (0.3)	4.9 (0.1)	15.8 (0.1)	13.2 (0.1)	56.1 (0.1)	90.3 (0.4)	20.7 (4.5)	26.6 (10.1)
	QAmnden	26.1 (1.0)	4.2 (0.3)	14.7 (0.3)	11.7 (0.5)	54.8 (0.3)	82.4 (2.2)	26.4 (0.7)	9.8 (0.9)
	Centrum	29.3 (0.2)	4.7 (0.1)	15.4 (0.2)	12.8 (0.2)	55.5 (0.1)	91.0 (0.1)	31.7 (0.6)	5.9 (0.7)
	PELMS	29.9 (0.7)^	5.0 (0.2)^	15.8 (0.2)^	13.3 (0.3)^	56.2 (0.1)^	89.1 (1.1)	20.0 (2.2)	25.1 (5.3)
Amazon	Pegasus-X	36.4 (1.5)	8.3 (1.1)	22.9 (1.2)	19.0 (1.4)	66.9 (0.6)	92.9 (0.2)	9.4 (1.1)	57.9 (3.5)
	Primera	35.3 (0.8)	7.9 (0.5)	21.4 (0.7)	18.1 (0.6)	65.2 (0.8)	92.3 (0.4)	10.8 (1.7)	38.8 (8.8)
	QAmnden	32.9 (0.4)	7.4 (0.4)	21.4 (0.4)	17.3 (0.5)	63.3 (0.4)	90.4 (1.2)	11.7 (0.7)	21.4 (2.9)
	Centrum	29.9 (0.9)	5.8 (0.4)	18.0 (0.4)	14.6 (0.5)	61.0 (0.6)	90.4 (0.4)	13.9 (0.8)	11.7 (1.7)
	PELMS	36.8 (1.0)^	9.2 (0.5)^	23.4 (0.6)^	19.9 (0.6)^	67.1 (0.6)^	92.2 (0.7)	11.4 (1.7)	43.5 (9.0)
Yelp	Pegasus-X	35.4 (0.4)	8.6 (0.5)	22.4 (0.5)	19.0 (0.5)	66.9 (0.4)	92.3 (0.3)	11.5 (1.0)	54.8 (6.4)
	Primera	35.1 (0.8)	8.7 (0.4)	22.1 (0.7)	18.9 (0.5)	66.6 (0.4)	91.9 (0.6)	12.4 (2.2)	42.4 (4.4)
	QAmnden	33.2 (0.8)	8.4 (0.3)	21.2 (0.7)	18.1 (0.5)	65.2 (0.7)	90.2 (0.5)	14.2 (0.3)	26.2 (4.5)
	Centrum	30.5 (0.5)	6.7 (0.1)	18.0 (0.4)	15.5 (0.3)	61.9 (0.3)	91.2 (0.3)	14.4 (0.2)	15.1 (1.4)
	PELMS	36.0 (0.6)^*	9.8 (0.7)^*	22.8 (0.7)^	20.0 (0.8)^*	67.3 (0.6)^	91.0 (1.2)	13.5 (2.4)	40.3 (7.5)
DUC2004	Pegasus-X	37.5 (0.9)	8.7 (0.5)	19.0 (0.6)	18.4 (0.6)	61.4 (0.6)	94.1 (1.3)	3.6 (0.7)	32.9 (4.7)
	Primera	37.9 (0.3)	9.3 (0.3)	19.3 (0.3)	19.0 (0.3)	60.9 (0.5)	94.7 (0.1)	15.5 (1.6)	13.9 (7.1)
	QAmnden	34.1 (0.5)	7.6 (0.3)	18.0 (0.1)	16.7 (0.3)	58.6 (0.2)	84.0 (1.5)	13.5 (0.5)	5.9 (0.8)
	Centrum	34.2 (0.5)	7.8 (0.2)	18.0 (0.2)	16.8 (0.2)	59.1 (0.3)	93.8 (0.4)	15.0 (0.4)	3.7 (0.5)
	PELMS	37.7 (0.5)	9.3 (0.8)^	19.3 (0.7)^	18.9 (0.8)	61.4 (0.7)^	93.3 (0.8)	14.6 (0.9)	21.1 (3.0)
MetaTomatoes	Pegasus-X	33.5 (0.6)	7.3 (0.5)	16.1 (0.3)	15.8 (0.5)	59.0 (0.4)	93.2 (0.5)	1.7 (0.3)	63.1 (4.2)
	Primera	31.6 (0.7)	6.4 (0.3)	15.2 (0.3)	14.5 (0.4)	58.6 (0.5)	92.5 (0.2)	4.4 (0.6)	47.0 (6.3)
	QAmnden	22.0 (1.0)	5.6 (0.3)	12.6 (0.4)	11.6 (0.5)	54.8 (0.2)	75.8 (1.5)	3.4 (0.1)	50.8 (1.8)
	Centrum	32.5 (0.2)	5.9 (0.2)	15.0 (0.2)	14.2 (0.2)	55.6 (0.3)	93.6 (0.1)	4.2 (0.3)	27.3 (3.5)
	PELMS	31.6 (0.8)	7.0 (0.3)	15.5 (0.3)	15.1 (0.2)	59.4 (0.3)^	91.8 (1.0)	3.1 (0.3)	55.6 (3.0)

Table 12: 64-shot results with full-parameter training. In our experiments, we average over 5 runs, each with unique random seeds. We report the mean and (std) values. **Green** and ^ indicate PELMS outperforms all baselines. **Bold** and * indicate improvement is statistically significant (one-tailed paired t-test with each baseline, $p < 0.05$).

Dataset	Model	R1	R2	RL	RG	BertS	DiscoS	MDSummaC	N-gram Novelty
MultiNews	Pegasus-X	26.2 (0.6)	7.6 (0.4)	14.1 (0.4)	14.1 (0.5)	57.1 (0.2)	73.1 (0.8)	39.1 (0.5)	2.6 (0.3)
	Primera	42.2 (0.5)	13.8 (0.5)	20.6 (0.5)	22.9 (0.5)	61.8 (0.5)	94.8 (0.1)	43.9 (0.2)	2.2 (0.3)
	QAmnden	18.4 (0.2)	5.3 (0.1)	11.7 (0.1)	10.4 (0.1)	53.1 (0.1)	57.8 (0.1)	37.5 (0.2)	10.7 (0.2)
	Centrum	44.4 (0.2)	15.6 (0.3)	22.1 (0.3)	24.8 (0.3)	62.5 (0.3)	95.9 (0.1)	39.8 (0.4)	10.8 (0.4)
	PELMS	43.4 (0.5)	14.8 (0.4)	21.2 (0.5)	23.9 (0.5)	62.1 (0.5)	95.8 (0.1)	40.3 (0.6)	6.8 (0.3)
Multi-XScience	Pegasus-X	24.5 (0.8)	3.8 (0.2)	13.8 (0.4)	10.9 (0.4)	55.2 (0.2)	82.6 (0.9)	29.5 (0.4)	3.4 (0.3)
	Primera	28.9 (0.3)	4.4 (0.0)	15.1 (0.1)	12.5 (0.1)	55.6 (0.1)	89.0 (1.4)	32.3 (0.7)	1.0 (0.2)
	QAmnden	20.6 (0.2)	2.9 (0.1)	12.8 (0.1)	9.2 (0.1)	52.7 (0.1)	70.1 (0.1)	27.3 (0.3)	10.8 (0.1)
	Centrum	29.1 (0.2)	4.6 (0.1)	15.2 (0.1)	12.7 (0.1)	55.3 (0.0)	91.0 (0.1)	31.3 (0.4)	7.4 (0.3)
	PELMS	29.8 (0.2)^*	4.8 (0.1)^*	15.4 (0.1)^*	13.0 (0.1)^*	55.9 (0.1)^*	91.0 (0.3)^	31.4 (0.4)	3.2 (0.3)
Amazon	Pegasus-X	33.0 (1.0)	7.4 (0.5)	19.9 (0.8)	17.0 (0.8)	63.6 (1.0)	90.8 (0.4)	13.2 (0.8)	20.9 (3.5)
	Primera	31.3 (0.4)	6.3 (0.5)	18.2 (0.5)	15.3 (0.6)	62.5 (0.5)	91.2 (0.2)	13.4 (0.4)	12.5 (2.0)
	QAmnden	21.8 (0.0)	2.8 (0.0)	14.0 (0.0)	9.5 (0.0)	56.0 (0.0)	75.3 (0.0)	12.0 (0.0)	8.6 (0.0)
	Centrum	28.1 (0.4)	4.8 (0.1)	16.4 (0.1)	13.1 (0.2)	59.0 (0.1)	90.7 (0.1)	12.3 (0.2)	20.5 (1.1)
	PELMS	34.9 (0.6)^*	8.8 (0.3)^*	22.4 (0.2)^*	19.0 (0.4)^*	65.9 (0.3)^*	91.2 (0.2)^	14.7 (0.6)^*	36.7 (2.0)^*
Yelp	Pegasus-X	31.3 (0.9)	7.3 (0.6)	19.8 (0.8)	16.5 (0.8)	63.7 (0.6)	89.3 (0.2)	14.1 (0.4)	24.3 (2.9)
	Primera	29.8 (0.9)	6.2 (0.5)	18.0 (0.5)	14.9 (0.7)	62.4 (0.5)	91.0 (0.2)	14.9 (0.5)	10.5 (1.9)
	QAmnden	17.5 (0.4)	2.9 (0.1)	12.2 (0.3)	8.5 (0.2)	55.4 (0.3)	70.4 (0.2)	11.1 (0.5)	10.6 (0.2)
	Centrum	28.1 (0.8)	5.6 (0.3)	16.8 (0.2)	13.8 (0.5)	59.5 (0.5)	90.2 (0.6)	11.6 (1.2)	33.6 (4.2)
	PELMS	34.2 (0.3)^*	9.3 (0.2)^*	21.5 (0.5)^*	19.0 (0.3)^*	65.8 (0.3)^*	91.7 (0.3)^*	15.5 (0.6)^	24.2 (1.7)
DUC2004	Pegasus-X	31.7 (0.1)	5.6 (0.1)	15.9 (0.0)	14.1 (0.1)	57.6 (0.1)	91.1 (0.5)	4.7 (0.1)	3.4 (0.1)
	Primera	33.4 (1.1)	7.7 (0.6)	17.2 (0.8)	16.4 (0.9)	58.6 (0.4)	86.6 (5.8)	16.0 (1.1)	1.4 (0.8)
	QAmnden	22.5 (0.0)	3.5 (0.0)	13.6 (0.0)	10.3 (0.0)	54.5 (0.0)	68.9 (0.0)	11.9 (0.0)	5.9 (0.0)
	Centrum	34.3 (0.1)	8.1 (0.1)	18.2 (0.1)	17.2 (0.1)	59.1 (0.1)	94.1 (0.0)	14.9 (0.1)	4.2 (0.2)
	PELMS	34.8 (0.5)^*	7.7 (0.2)	17.6 (0.4)	16.8 (0.3)	60.0 (0.2)^*	93.8 (0.2)	15.8 (0.6)	4.5 (0.6)
MetaTomatoes	Pegasus-X	29.1 (0.4)	4.2 (0.0)	13.3 (0.1)	11.8 (0.1)	54.0 (0.3)	92.1 (0.7)	4.8 (0.3)	13.8 (2.3)
	Primera	30.6 (0.4)	5.7 (0.4)	14.5 (0.2)	13.6 (0.4)	56.1 (0.5)	88.7 (1.8)	5.8 (0.3)	18.2 (7.5)
	QAmnden	16.3 (0.2)	2.1 (0.1)	10.2 (0.2)	7.1 (0.1)	48.0 (0.1)	67.7 (0.2)	4.1 (0.1)	55.5 (0.4)
	Centrum	32.4 (0.0)	5.6 (0.1)	14.9 (0.0)	13.9 (0.1)	55.1 (0.1)	93.5 (0.1)	4.7 (0.1)	23.5 (1.6)
	PELMS	32.7 (0.2)^*	7.1 (0.1)^*	16.0 (0.1)^*	15.5 (0.1)^*	55.5 (0.1)	91.3 (0.1)	7.5 (0.1)^*	34.8 (0.3)

Table 13: 64-shot results with adapter (5%) training. In our experiments, we average over 5 runs, each with unique random seeds. We report the mean and (std) values. **Green** and ^ indicate PELMS outperforms all baselines. **Bold** and * indicate improvement is statistically significant (one-tailed paired t-test with each baseline, $p < 0.05$).

Dataset	Model	R1	R2	RL	RG	BertS	DiscoS	MDSummaC	N-gram Novelty
MultiNews	Pegasus-X	47.4 (0.4)	18.8 (0.4)	24.3 (0.2)	27.9 (0.3)	65.4 (0.4)	95.9 (0.4)	26.8 (1.4)	18.4 (1.4)
	Primera	47.6 (0.3)	18.4 (0.6)	24.2 (0.2)	27.7 (0.4)	65.2 (0.4)	96.5 (0.7)	34.6 (1.1)	16.6 (0.8)
	QAmDen	48.2 (0.1)	19.5 (0.2)	24.5 (0.0)	28.4 (0.2)	65.5 (0.2)	96.6 (0.0)	31.9 (1.4)	19.3 (1.7)
	Centrum	46.5 (0.7)	18.0 (0.6)	23.8 (0.4)	27.1 (0.5)	64.5 (0.5)	96.4 (0.2)	35.0 (2.0)	14.6 (1.6)
	PELMS	47.7 (0.3)	18.7 (0.3)	24.1 (0.4)	27.8 (0.3)	65.2 (0.2)	96.6 (0.4)^	33.5 (0.8)	17.2 (1.2)
Multi-XScience	Pegasus-X	32.5 (0.6)	7.1 (0.3)	18.0 (0.4)	16.1 (0.5)	57.9 (0.3)	89.2 (0.6)	19.5 (0.7)	30.2 (1.4)
	Primera	32.5 (0.3)	6.8 (0.3)	17.6 (0.3)	15.7 (0.3)	57.6 (0.1)	90.6 (0.2)	21.4 (1.0)	26.8 (1.3)
	QAmDen	33.2 (0.4)	7.1 (0.2)	18.0 (0.1)	16.2 (0.1)	57.8 (0.2)	90.4 (0.3)	21.8 (0.7)	25.7 (0.9)
	Centrum	32.4 (0.3)	6.6 (0.1)	17.4 (0.1)	15.5 (0.1)	57.3 (0.1)	90.7 (0.2)	23.1 (0.9)	22.3 (1.4)
	PELMS	32.8 (0.2)	7.1 (0.3)^	18.0 (0.4)^	16.1 (0.3)	57.9 (0.3)^	90.1 (0.4)	23.2 (0.8)^	23.0 (1.2)
Amazon	Pegasus-X	34.8 (0.5)	8.2 (0.4)	22.0 (0.2)	18.4 (0.4)	65.1 (0.6)	91.0 (0.4)	11.9 (0.8)	32.0 (2.0)
	Primera	35.4 (0.8)	8.2 (0.4)	21.6 (0.6)	18.4 (0.6)	64.9 (0.6)	92.0 (0.4)	10.8 (1.1)	34.1 (7.3)
	QAmDen	34.1 (0.5)	7.7 (0.2)	21.3 (0.2)	17.8 (0.1)	64.0 (0.2)	91.8 (0.3)	12.2 (0.1)	24.4 (2.6)
	Centrum	30.6 (0.6)	6.1 (0.3)	18.7 (0.3)	15.1 (0.4)	61.0 (0.3)	90.6 (0.3)	13.0 (0.8)	16.5 (4.0)
	PELMS	36.9 (0.5)^*	9.2 (0.5)^*	23.8 (0.3)^*	20.1 (0.5)^*	67.4 (0.4)^*	92.5 (0.3)^*	13.6 (1.0)^	38.6 (4.4)^
Yelp	Pegasus-X	34.9 (0.4)	9.5 (0.2)	22.1 (0.3)	19.4 (0.3)	66.2 (0.3)	91.3 (0.3)	13.7 (0.3)	33.4 (1.5)
	Primera	36.3 (0.6)	9.8 (0.5)	23.2 (0.7)	20.2 (0.7)	67.2 (0.4)	92.4 (0.2)	12.8 (0.5)	40.0 (2.8)
	QAmDen	34.7 (0.4)	9.5 (0.3)	22.8 (0.3)	19.6 (0.3)	66.3 (0.2)	91.2 (0.3)	15.1 (0.6)	30.0 (0.9)
	Centrum	31.7 (0.6)	7.4 (0.3)	19.3 (0.4)	16.5 (0.4)	62.8 (0.4)	91.3 (0.1)	13.8 (0.3)	19.7 (1.2)
	PELMS	36.3 (0.4)^	10.3 (0.3)^*	23.0 (0.3)	20.5 (0.3)^	67.2 (0.3)^	91.3 (0.3)	14.4 (0.4)	28.5 (4.6)
DUC2004	Pegasus-X	33.2 (0.5)	6.6 (0.5)	16.8 (0.3)	15.4 (0.6)	58.4 (0.4)	91.2 (0.2)	4.7 (0.2)	6.4 (2.0)
	Primera	36.0 (0.5)	8.1 (0.3)	18.7 (0.3)	17.6 (0.3)	60.1 (0.3)	94.3 (0.4)	17.5 (0.6)	3.1 (0.5)
	QAmDen	35.1 (1.2)	7.8 (0.3)	18.2 (0.2)	17.1 (0.4)	59.4 (0.5)	88.3 (2.0)	13.9 (0.8)	5.9 (0.5)
	Centrum	34.5 (0.1)	7.8 (0.1)	18.2 (0.2)	17.0 (0.2)	59.4 (0.3)	93.8 (0.2)	14.3 (0.3)	3.6 (0.2)
	PELMS	37.7 (1.0)^*	9.5 (0.5)^*	19.3 (0.5)^*	19.1 (0.6)^*	61.4 (0.5)^*	94.5 (0.6)^	15.7 (0.6)	10.6 (1.2)^*
MetaTomatoes	Pegasus-X	36.5 (0.3)	9.3 (0.1)	17.6 (0.1)	18.2 (0.1)	61.1 (0.3)	94.2 (0.1)	1.1 (0.1)	69.6 (0.9)
	Primera	34.7 (0.4)	8.5 (0.4)	17.1 (0.2)	17.1 (0.3)	60.7 (0.2)	93.8 (0.4)	2.7 (0.8)	63.7 (2.9)
	QAmDen	34.1 (0.3)	7.8 (0.3)	16.5 (0.2)	16.3 (0.3)	60.0 (0.2)	93.2 (0.4)	1.6 (0.2)	65.1 (1.9)
	Centrum	34.4 (0.3)	8.1 (0.3)	16.8 (0.2)	16.7 (0.3)	59.3 (0.2)	93.7 (0.4)	1.2 (0.1)	63.9 (0.8)
	PELMS	34.1 (0.5)	8.1 (0.5)	16.7 (0.1)	16.7 (0.3)	60.6 (0.1)	92.9 (0.5)	1.7 (0.4)	68.4 (4.8)

Table 14: Full-shot results with full-parameter training. In our experiments, we average over 5 runs, each with unique random seeds. We report the mean and (std) values. **Green** and ^ indicate PELMS outperforms all baselines. **Bold** and * indicate improvement is statistically significant (one-tailed paired t-test with each baseline, $p < 0.05$).

Dataset	Model	R1	R2	RL	RG	BertS	DiscoS	MDSummaC	N-gram Novelty
MultiNews	Pegasus-X	44.6 (0.4)	16.3 (0.4)	22.6 (0.3)	25.4 (0.3)	63.8 (0.5)	95.8 (0.3)	35.6 (0.4)	10.4 (2.1)
	Primera	44.4 (0.4)	15.4 (0.3)	22.0 (0.5)	24.7 (0.4)	63.1 (0.3)	96.1 (0.2)	42.2 (0.6)	6.0 (0.9)
	QAmDen	44.1 (0.2)	15.7 (0.1)	22.1 (0.3)	24.9 (0.2)	63.3 (0.2)	95.6 (0.1)	38.8 (0.1)	9.4 (0.0)
	Centrum	44.2 (0.5)	15.7 (0.8)	22.2 (0.7)	24.9 (0.8)	62.9 (0.6)	95.9 (0.0)	41.0 (0.3)	7.9 (0.3)
	PELMS	44.6 (0.2)^	15.4 (0.5)	21.9 (0.3)	24.7 (0.2)	63.1 (0.2)	96.2 (0.4)^	41.4 (0.6)	8.5 (0.6)
Multi-XScience	Pegasus-X	30.4 (0.2)	6.1 (0.3)	16.8 (0.3)	14.6 (0.3)	57.1 (0.2)	87.6 (0.3)	21.9 (0.3)	20.8 (0.8)
	Primera	30.9 (0.1)	5.8 (0.1)	16.4 (0.3)	14.3 (0.2)	56.5 (0.4)	90.8 (0.4)	28.2 (0.1)	11.0 (0.4)
	QAmDen	29.4 (0.4)	5.2 (0.1)	16.1 (0.1)	13.5 (0.2)	56.2 (0.2)	88.3 (0.1)	26.2 (0.1)	12.2 (0.3)
	Centrum	30.6 (0.2)	5.3 (0.2)	16.2 (0.1)	13.8 (0.2)	56.0 (0.1)	90.7 (0.3)	27.6 (0.3)	12.6 (0.3)
	PELMS	30.7 (0.2)	5.7 (0.4)	16.4 (0.4)	14.2 (0.2)	56.5 (0.4)	89.0 (0.2)	27.2 (0.2)	11.0 (0.9)
Amazon	Pegasus-X	25.4 (0.1)	3.3 (0.0)	14.9 (0.0)	10.8 (0.0)	58.6 (0.0)	85.5 (0.0)	14.8 (0.1)	3.9 (0.1)
	Primera	26.8 (0.7)	4.2 (0.0)	15.6 (0.5)	12.1 (0.2)	59.2 (0.2)	86.9 (0.1)	12.5 (0.1)	2.5 (1.7)
	QAmDen	21.7 (0.0)	2.7 (0.1)	13.9 (0.1)	9.4 (0.2)	56.0 (0.2)	75.3 (0.1)	12.0 (0.0)	8.7 (0.1)
	Centrum	27.9 (0.1)	4.8 (0.0)	16.3 (0.1)	13.0 (0.0)	58.9 (0.0)	90.5 (0.1)	12.5 (0.4)	20.5 (1.0)
	PELMS	32.0 (0.2)^*	7.0 (0.3)^*	19.4 (0.1)^*	16.3 (0.2)^*	63.1 (0.2)^*	91.2 (0.1)^*	13.3 (0.5)	27.6 (0.7)^*
Yelp	Pegasus-X	21.0 (0.2)	3.1 (0.1)	12.8 (0.2)	9.5 (0.2)	58.2 (0.1)	81.4 (0.3)	13.9 (0.1)	5.5 (0.3)
	Primera	27.1 (0.0)	4.9 (0.0)	16.6 (0.1)	13.0 (0.0)	60.5 (0.0)	84.3 (0.1)	11.3 (0.1)	2.0 (0.0)
	QAmDen	17.4 (0.2)	2.5 (0.1)	12.0 (0.1)	8.1 (0.2)	55.2 (0.1)	70.5 (0.1)	11.2 (0.1)	10.4 (0.1)
	Centrum	28.5 (0.2)	5.6 (0.2)	16.9 (0.2)	13.9 (0.2)	59.9 (0.3)	90.8 (0.2)	12.9 (0.3)	24.6 (3.0)
	PELMS	32.5 (0.2)^*	8.4 (0.1)^*	20.1 (0.1)^*	17.7 (0.1)^*	64.3 (0.1)^*	91.6 (0.2)^*	14.4 (0.2)^*	27.9 (0.5)^*
DUC2004	Pegasus-X	31.7 (0.1)	5.8 (0.1)	15.9 (0.1)	14.3 (0.2)	57.7 (0.0)	91.1 (0.3)	4.6 (0.2)	3.3 (0.1)
	Primera	32.1 (0.3)	6.8 (0.2)	16.3 (0.4)	15.2 (0.3)	58.1 (0.2)	79.7 (0.2)	14.6 (1.5)	2.9 (2.6)
	QAmDen	22.9 (0.0)	3.5 (0.0)	13.5 (0.0)	10.3 (0.0)	54.7 (0.0)	68.2 (0.0)	11.6 (0.0)	5.8 (0.0)
	Centrum	34.3 (0.3)	8.1 (0.2)	18.1 (0.2)	17.1 (0.2)	59.1 (0.2)	94.1 (0.0)	14.6 (0.3)	4.2 (0.1)
	PELMS	34.1 (0.1)	6.9 (0.1)	16.7 (0.1)	15.8 (0.1)	59.3 (0.1)^*	93.1 (0.1)	15.1 (0.2)^	7.3 (0.3)^*
MetaTomatoes	Pegasus-X	35.3 (0.2)	9.0 (0.2)	17.3 (0.2)	17.6 (0.2)	60.0 (0.2)	92.6 (0.2)	1.3 (0.1)	65.4 (0.6)
	Primera	32.0 (0.1)	7.9 (0.2)	16.2 (0.1)	16.0 (0.2)	59.7 (0.3)	91.4 (0.3)	4.4 (0.2)	50.8 (2.5)
	QAmDen	30.0 (0.5)	7.8 (0.1)	15.7 (0.3)	15.4 (0.2)	58.7 (0.1)	87.0 (0.7)	1.8 (0.2)	57.6 (0.4)
	Centrum	32.4 (0.1)	7.5 (0.1)	16.2 (0.1)	15.8 (0.1)	57.1 (0.1)	90.1 (0.5)	1.6 (0.1)	59.4 (0.8)
	PELMS	32.9 (0.2)	7.0 (0.1)	16.0 (0.2)	15.5 (0.2)	55.5 (0.1)	91.6 (0.1)	7.5 (0.1)^*	34.3 (2.2)

Table 15: Full-shot results with adapter (5%) training. In our experiments, we average over 5 runs, each with unique random seeds. We report the mean and (std) values. **Green** and ^ indicate PELMS outperforms all baselines. **Bold** and * indicate improvement is statistically significant (one-tailed paired t-test with each baseline, $p < 0.05$).