

Photoproduction of fully charmed tetraquark at electron-ion colliders

Feng Feng ^{*,1,2} Yingsheng Huang ^{†,3,4} Yu Jia ^{‡,2,5} Wen-Long Sang ^{§,6} De-Shan Yang ^{¶,5,2} and Jia-Yue Zhang ^{**7,2}

¹*China University of Mining and Technology, Beijing 100083, China*

²*Institute of High Energy Physics, Chinese Academy of Sciences, Beijing 100049, China*

³*High Energy Physics Division, Argonne National Laboratory, Argonne, IL 60439, USA*

⁴*Department of Physics & Astronomy,
Northwestern University, Evanston, IL 60208, USA*

⁵*School of Physical Sciences, University of Chinese
Academy of Sciences, Beijing 100049, China*

⁶*School of Physical Science and Technology,
Southwest University, Chongqing 400700, P.R. China*

⁷*Theory Center, Jefferson Lab, Newport News, Virginia 23606, USA*

(Dated: September 23, 2024)

Abstract

In this work, we investigate the inclusive photoproduction of the C -odd, S -wave fully charmed tetraquark at electron-ion colliders within the nonrelativistic QCD (NRQCD) factorization framework, at the lowest order in velocity and α_s . The value of the NRQCD long-distance matrix element is estimated from two phenomenological potential models. Our studies reveal that the photoproduction of the 1^{+-} fully charmed tetraquark may be difficult to observe at HERA and the EicC; nevertheless, its observation prospect at the EIC appears to be bright.

* F.Feng@outlook.com

† yingsheng.huang@northwestern.edu

‡ jiay@ihep.ac.cn

§ wlsang@swu.edu.cn

¶ yangds@ucas.ac.cn

** jzhang@jlab.org

I. INTRODUCTION

Quarkonium photoproduction at the electron-proton collider has been an interesting topic, which provides an ideal platform to test the quarkonium production mechanism and extract the gluon content of the proton [1, 2]. With an almost on-shell photon emitted from the incident electron beam, the ep collider provides a much cleaner environment to study the quarkonium production than the hadron colliders. During the past few decades a number of experimental and theoretical efforts have been devoted to studying the J/ψ photoproduction at HERA [3–24]. Moreover, studies of quarkonium photoproduction are also of high priority in the upcoming next-generation electron-ion collider programs, exemplified by the US Electron-Ion Collider (EIC) [25, 26] and the Electron-ion collider in China (EicC) [27]. For example, the near-threshold J/ψ photoproduction at the EIC and EicC has been advocated as the gold-plated process to infer the QCD trace anomaly contribution to the nucleon mass and extract the nucleon’s generalized parton distribution functions [25–32].

In addition to helping us study the quarkonium production, the electron-ion colliders also serve a fruitful platform to study the production of exotic hadrons such as charmonium-like XYZ exotic states [25, 26]. The goal of this work is to study the inclusive photoproduction of a special class of exotic hadrons, *i.e.*, the fully charmed tetraquark (dubbed T_{4c} henceforth) and assess its observation prospects at various electron-ion colliders.

An unexpected discovery of the $X(6900)$ resonance in the di- J/ψ invariant mass spectrum by the LHCb collaboration in 2020 [33], later confirmed by both the ATLAS and CMS Collaborations [34, 35], has triggered a flurry of intensive theoretical investigation on the properties of the close relatives of quarkonium which are composed of four heavy quarks. Although there are several alternative interpretations such as charmonia molecules or hybrids, it is most natural to regard the $X(6900)$ resonance as a strong candidate for the compact T_{4c} state. As a matter of fact, investigations of the fully heavy tetraquark states date back to the 1970s [36–38], long before the discovery of the $X(6900)$. The predictions of mass spectra and decay properties of fully heavy tetraquarks have been pursued through various phenomenological models, including quark potential models [39–50], QCD sum rules [51–55] and effective field theories [56, 57]. In contrast, the investigation on the production mechanism of fully heavy tetraquarks is mainly based on color evaporation models and duality relations [39, 58–64].

From the theoretical perspective, fully heavy tetraquarks are among the simplest exotic hadrons to analyze. Due to the heavy quark mass being much greater than Λ_{QCD} , the T_{4c} may be viewed as a composite system made of four nonrelativistic charm and anticharm quarks. The leading Fock state of the T_{4c} is simply $|cc\bar{c}\bar{c}\rangle$, without the contamination from the light quarks and gluons. This is quite analogous to the ordinary charmonia, whose leading Fock component is simply $|c\bar{c}\rangle$. The similarity between the fully heavy tetraquarks and heavy quarkonia strongly indicates that the theoretical tools developed in the past to tackle quarkonium may also be transplanted to describe the fully heavy tetraquarks.

Recently, several groups have attempted to investigate the T_{4c} production in the spirit of the nonrelativistic QCD (NRQCD) factorization approach [65–70]. As an effective-field-theory-based modern method, NRQCD factorization has been extensively employed to describe various quarkonium production and decay processes [71]. Ma and Zhang studied the inclusive production of T_{4c} at the LHC and conducted a numerical study of the dependence of the ratio $\sigma(2^{++})/\sigma(0^{++})$ on p_T [65]. Zhu considered the $gg \rightarrow T_{4c}$ channel and predicted the low- p_T spectrum of the T_{4c} at the LHC, taking small- p_T resummation into account [69]. Feng

et al. explicitly constructed the NRQCD operators relevant to the S -wave T_{4c} production, and established the connection between the long-distance matrix elements (LDMEs) and the tetraquark wave functions at the origin [66]. The authors predicted the T_{4c} hadroproduction rates via both the fragmentation mechanism [66] and fixed-order NRQCD calculation [70], as well as the exclusive radiative production and inclusive production of T_{4c} at B factories [67, 68]. They demonstrated that, compared with the e^+e^- collider, the hadron colliders have much brighter potential for observing the fully charmed tetraquarks. The goal of this work is to further investigate the photoproduction of the T_{4c} at electron-proton colliders such as HERA, EIC, and EicC. In particular, we are interested in the large- p_T regime where NRQCD factorization can be safely applied and the resolved-photon contribution gets heavily suppressed.

The rest of this paper is organized as follows. In Sec. II, with the aid of the equivalent photon approximation (EPA), we express the inclusive T_{4c} production at the electron-ion colliders in NRQCD factorization [70]. In Sec. III, we compute the NRQCD short-distance coefficient (SDC) at leading order (LO) in α_s and v via perturbative matching procedure. In Sec. IV, we estimate the NRQCD long-distance matrix element (LDME) through two phenomenological potential models. We then make concrete predictions about the p_T distributions, integrated cross sections, and event yields for T_{4c} photoproduction at HERA, EIC, and EicC. Finally, we summarize our findings in Sec. V.

II. NRQCD FACTORIZATION FOR PHOTOPRODUCTION OF T_{4c}

The photoproduction process at electron-ion colliders can be well approximated by the EPA, also known as the Weizsäcker-Williams approximation [72–74]. In this approximation, the low-virtuality photon entering the hard-scattering process is treated as a quasireal particle, thus reducing the $2 \rightarrow 3$ process to a $2 \rightarrow 2$ one with the on-shell photon in the initial state. Such an approximation has been routinely used to predict the inclusive photoproduction rate of an identified hadron, such as the large- p_T photoproduction of J/ψ [22] and $D^{*\pm}$ [75].

We use the symbol \sqrt{s} to signify the center-of-mass energy of the ep , and we use the symbol W to signify the center-of-mass energy of the γp subsystem. x_γ is defined to be the momentum fraction carried by the photon relative to the incident electron, similar to the momentum fraction of a parton inside the proton. As such, we have $W = \sqrt{x_\gamma s}$. It is also convenient to define the elasticity parameter $z \equiv P_{T_{4c}} \cdot P_p / P_\gamma \cdot P_p$, which can be interpreted as the fraction of the photon energy taken up by the tetraquark in the proton rest frame. As z approaches unity, one usually is concerned with the contamination from the diffractive contributions. To be cautious, one may also need to include the resolved photon contribution, where the photon also entails nontrivial partonic distributions. Nevertheless, the focus of this work is on the T_{4c} production in the large- p_T region, where the diffractive and resolved photon contributions can be largely removed by imposing the cuts on the z parameter.

Utilizing the EPA [72–74], one can express the inclusive production rate of the T_{4c} at the ep collision as [22]

$$\frac{d\sigma}{dz dp_T} = \sum_i \int_{x_\gamma^{\min}}^1 dx_\gamma \frac{2x_i p_T}{z(1-z)} f_{\gamma/e}(x_\gamma) f_{i/p}(x_i, \mu) \frac{d\hat{\sigma}(\gamma + i \rightarrow T_{4c} + j; \mu)}{d\hat{t}}, \quad (1)$$

where $i, j = g, q$ represent the partons in QCD, and p_T denotes the transverse momentum of the T_{4c} . $f_{\gamma/e}$ represents the electron's parton distribution function (PDF) to find a photon with definite momentum fraction, and $f_{i/p}$ denotes the standard proton PDF for finding a parton i with a certain momentum fraction. $\hat{\sigma}$ refers to the partonic cross section, with \hat{s} and \hat{t} denoting the partonic Mandelstam variables. μ represents the QCD factorization scale. The momentum fraction of the parton i inside the proton is a function of x_γ , z , s , and $M_{T_{4c}}$, $x_i = \frac{M_T^2 - z M_{T_{4c}}^2}{x_\gamma z (1-z) s}$, where the transverse mass $M_T \equiv \sqrt{M_{T_{4c}}^2 + p_T^2}$. The minimal momentum fraction of the photon is given by $x_\gamma^{\min} = \frac{M_T^2 - M_{T_{4c}}^2 z}{s z (1-z)}$. The photon flux $f_{\gamma/e}$ is determined by the EPA [22, 75]:

$$f_{\gamma/e}(x_\gamma) = \frac{\alpha}{2\pi} \left[\frac{1 + (1 - x_\gamma)^2}{x_\gamma} \ln \frac{Q_{\max}^2}{Q_{\min}^2(x_\gamma)} + 2m_e^2 x_\gamma \left(\frac{1}{Q_{\max}^2} - \frac{1}{Q_{\min}^2(x_\gamma)} \right) \right], \quad (2)$$

where $Q_{\min}^2(x_\gamma) = m_e^2 x_\gamma^2 / (1 - x_\gamma)$ and m_e is the electron mass. The value of Q_{\max}^2 varies with experiments, with a typical magnitude of around a few GeV^2 .

Since the T_{4c} photoproduction induced by the light quark is suppressed by extra powers of α_s , in this work we only consider the dominant partonic channel $\gamma + g \rightarrow T_{4c} + g$. Due to C -parity conservation, such a partonic process can only produce a vector S -wave tetraquark state 1^{+-} (denoted as $T_{4c}^{(1)}$ below) at the lowest order in α_s .¹

The partonic cross section $d\hat{\sigma}/d\hat{t}$ in (1) still encapsulates nonperturbative effects related to the hadronization into the tetraquark. Owing to the asymptotic freedom of QCD, $d\hat{\sigma}/d\hat{t}$ can be further factorized into the product of the perturbatively calculable SDC and the NRQCD LDME. The former encodes the creation of four heavy quarks above the scale of Λ_{QCD} , while the latter entails the formation of the tetraquark at the length scale of $1/\Lambda_{\text{QCD}}$. According to the NRQCD factorization, the partonic cross section in (1) at LO in the velocity expansion can be expressed as [66–68, 76]:

$$\frac{d\hat{\sigma}(\gamma g \rightarrow T_{4c}^{(1)} + X)}{d\hat{t}} = \frac{2M_{T_{4c}}}{m_c^{14}} F_{3,3}^{(1)}(\hat{s}, \hat{t}) \langle O_{3,3}^{(1)} \rangle, \quad (3)$$

where $O_{3,3}^{(1)}$ denotes the NRQCD production operator associated with the $\bar{\mathbf{3}} \otimes \mathbf{3}$ color channel in the diquark-antidiquark basis, and $F_{3,3}^{(1)}$ is the respective SDC function. As we have restricted ourselves to focus only on the S -wave 1^{+-} tetraquark, the $\mathbf{6} \otimes \bar{\mathbf{6}}$ channel does not contribute due to Fermi statistics. The NRQCD production operator $O_{3,3}^{(1)}$ can be explicitly written as [66, 68]:

$$O_{3,3}^{(1)} = \mathcal{O}_{\bar{\mathbf{3}} \otimes \mathbf{3}}^{i;(1)} \sum_X |T_{4c}^{(1)} + X\rangle \langle T_{4c}^{(1)} + X| \mathcal{O}_{\bar{\mathbf{3}} \otimes \mathbf{3}}^{i;(1)\dagger}, \quad (4)$$

with

$$\mathcal{O}_{\bar{\mathbf{3}} \otimes \mathbf{3}}^{i;(1)} = -\frac{i}{\sqrt{2}} [\psi_a^T(i\sigma^2)\sigma^j\psi_b] [\chi_c^\dagger\sigma^k(i\sigma^2)\chi_d^*] \epsilon^{ijk} \mathcal{C}_{\bar{\mathbf{3}} \otimes \mathbf{3}}^{ab;cd}. \quad (5)$$

¹ Note that the S -wave T_{4c} family also includes the 0^{++} and 2^{++} states, which can be produced at the LHC via the partonic channel $gg \rightarrow T_{4c} + g$, but are not permissible in the photoproduction channel $\gamma g \rightarrow T_{4c} + g$.

The color indices a, b, c, d in Eq. (5) run from 1 to 3, and the Cartesian indices i, j, k run from 1 to 3. The rank-4 color tensor \mathcal{C} is defined as

$$\mathcal{C}_{\mathbf{3}\otimes\mathbf{3}}^{ab;cd} \equiv \frac{1}{2}\epsilon^{abm}\epsilon^{cdn}\frac{\delta^{mn}}{\sqrt{N_c}} = \frac{1}{2\sqrt{3}}(\delta^{ac}\delta^{bd} - \delta^{ad}\delta^{bc}). \quad (6)$$

III. CALCULATION OF NRQCD SHORT-DISTANCE COEFFICIENT

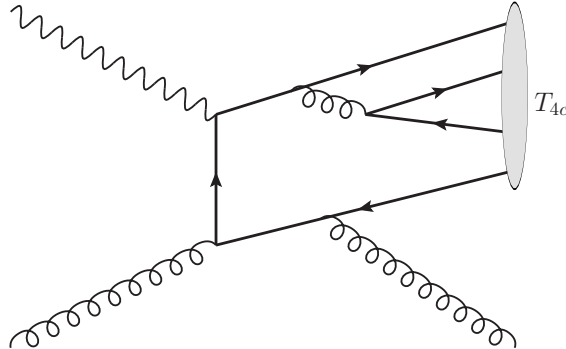


FIG. 1: A typical Feynman diagram for $\gamma g \rightarrow T_{4c}^{(1)} + g$ at lowest order in α_s . The blob represents the fully charmed tetraquark.

Next we proceed to deduce the SDC $F_{3,3}^{(1)}$ in (3) through the tree-level matching procedure. Since the SDC is insensitive to the long-distance dynamics, one can replace a physical $T_{4c}^{(1)}$ with a free four-quark state carrying the quantum number 1^{+-} , dubbed $\mathcal{T}_{4c}^{(1)}$. By computing both sides of (3) in perturbative QCD and perturbative NRQCD, respectively, one can readily solve the SDC.

The calculation of the perturbative NRQCD side is straightforward. We normalize the fictitious $\mathcal{T}_{4c}^{(1)}$ state such that the vacuum-to- \mathcal{T}_{4c} matrix element reads

$$\langle \mathcal{T}_{\mathbf{\bar{3}}\otimes\mathbf{3}}^{(1)} | \boldsymbol{\varepsilon} \cdot \mathcal{O}_{\mathbf{\bar{3}}\otimes\mathbf{3}}^{(1)} | 0 \rangle = 4, \quad (7)$$

where $\boldsymbol{\varepsilon}$ represents the polarization vector of the fictitious tetraquark.

In the perturbative QCD side, there are more than 300 tree-level Feynman diagrams for $\gamma g \rightarrow \mathcal{T}_{4c}^{(1)} + g$, one of which is displayed in Fig. 1. Since we are interested in the lowest order in v , we assume that all four c quarks inside $\mathcal{T}_{4c}^{(1)}$ carry equal momentum and $M_{T_{4c}} \approx 4m_c$. We employ the covariant projection technique to facilitate the calculation [67, 70]. Feynman diagrams and amplitudes are generated by the package **FeynArts** [77], the Lorentz contraction and trace algebra are handled by **FeynCalc** [77, 78] and **HepLib** [79]. Upon squaring the amplitude, we only sum over two transverse polarizations for the photon and gluons. The gauge invariance has been verified by showing that the final expression of the unpolarized squared amplitude does not depend on the arbitrary auxiliary four-vector introduced in the polarization sum formula.

We end up with the following expression of the SDC:

$$F_{3,3}^{(1)}(\hat{s}, \hat{t}) = \pi^3 e_c^2 \alpha_s^4 r_s^2 \left[72 r_t^8 (5445 - 5298 r_t + 1462 r_t^2 - 184 r_t^3 + 49 r_t^4) - 432 r_t^7 (-5445 \right.$$

$$\begin{aligned}
& +9879r_t - 5524r_t^2 + 1030r_t^3 - 112r_t^4 + 42r_t^5) r_s + 2r_t^6 (3332340 - 8427078r_t + 8454303r_t^2 \\
& - 4101132r_t^3 + 1115650r_t^4 - 253810r_t^5 + 43627r_t^6) r_s^2 + 2r_t^5 (5880600 - 17892198r_t \\
& + 25180533r_t^2 - 22035111r_t^3 + 12807704r_t^4 - 4945126r_t^5 + 1195291r_t^6 - 138533r_t^7) r_s^3 \\
& + r_t^4 (14113440 - 49523400r_t + 83600442r_t^2 - 101112318r_t^3 + 94409051r_t^4 \\
& - 60657225r_t^5 + 24055510r_t^6 - 5305354r_t^7 + 505879r_t^8) r_s^4 + r_t^3 (11761200 - 49523400r_t \\
& + 95733756r_t^2 - 135804348r_t^3 + 164472260r_t^4 - 151209848r_t^5 + 91395217r_t^6 \\
& - 33278237r_t^7 + 6611864r_t^8 - 555538r_t^9) r_s^5 + r_t^2 (6664680 - 35784396r_t + 83600442r_t^2 \\
& - 135804348r_t^3 + 186897370r_t^4 - 206629419r_t^5 + 164091573r_t^6 - 86266517r_t^7 \\
& + 27956171r_t^8 - 5016861r_t^9 + 381715r_t^{10}) r_s^6 + r_t (2352240 - 16854156r_t + 50361066r_t^2 \\
& - 101112318r_t^3 + 164472260r_t^4 - 206629419r_t^5 + 187216756r_t^6 - 119518674r_t^7 \\
& + 52323094r_t^8 - 14762980r_t^9 + 2381419r_t^{10} - 165406r_t^{11}) r_s^7 + (392040 - 4267728r_t \\
& + 16908606r_t^2 - 44070222r_t^3 + 94409051r_t^4 - 151209848r_t^5 + 164091573r_t^6 \\
& - 119518674r_t^7 + 59925804r_t^8 - 20969265r_t^9 + 4946107r_t^{10} - 698919r_t^{11} + 43850r_t^{12}) r_s^8 \\
& + (-381456 + 2386368r_t - 8202264r_t^2 + 25615408r_t^3 - 60657225r_t^4 + 91395217r_t^5 \\
& - 86266517r_t^6 + 52323094r_t^7 - 20969265r_t^8 + 5682942r_t^9 - 1042547r_t^{10} + 119941r_t^{11} \\
& - 6480r_t^{12}) r_s^9 + (105264 - 444960r_t + 2231300r_t^2 - 9890252r_t^3 + 24055510r_t^4 \\
& - 33278237r_t^5 + 27956171r_t^6 - 14762980r_t^7 + 4946107r_t^8 - 1042547r_t^9 + 135646r_t^{10} \\
& - 10512r_t^{11} + 408r_t^{12}) r_s^{10} + (-13248 + 48384r_t - 507620r_t^2 + 2390582r_t^3 - 5305354r_t^4 \\
& + 6611864r_t^5 - 5016861r_t^6 + 2381419r_t^7 - 698919r_t^8 + 119941r_t^9 - 10512r_t^{10} + 324r_t^{11}) r_s^{11} \\
& + (2 - 3r_t + r_t^2)^2 (882 - 1890r_t + 13277r_t^2 - 21970r_t^3 + 14354r_t^4 - 4032r_t^5 + 408r_t^6) r_s^{12} \Big] \\
& \times \{1327104 (3 - r_s)^2 (2 - r_s)^2 (1 - r_s)^2 (r_s (2 - r_t) - 2r_t)^2 (3 - r_t)^2 (2 - r_t)^2 (1 - r_t)^2 \\
& \times (r_s + r_t)^2 (r_s (3 - 2r_t) - 3r_t)^2\}^{-1}, \tag{8}
\end{aligned}$$

where $e_c = \frac{2}{3}e$, $r_s = 16m_c^2/\hat{s}$ and $r_t = 16m_c^2/\hat{t}$. Although the full expression is somewhat lengthy, its asymptotic form of the SDC in large p_T is exceedingly simple:

$$F_{3,3}^{(1)}(\hat{s}, \hat{t}) = \frac{605\pi^3 \alpha_s^4 e_c^2 m_c^8 (\hat{s}^2 + \hat{s}\hat{t} + \hat{t}^2)^2}{1458\hat{s}^4 \hat{t}^2 (\hat{s} + \hat{t})^2} + \mathcal{O}\left(\frac{m_c^9}{p_T^9}\right). \tag{9}$$

In the exceedingly large- p_T limit, this $1/p_T^8$ falloff is much more suppressed with respect to the $1/p_T^4$ scaling from the fragmentation mechanism. Since we are working with the LO accuracy in α_s , we are unable to incorporate the fragmentation contribution. However, it is the moderate p_T regime where the bulk of cross section lies and fragmentation approximation ceases to be applicable, our fixed-order NRQCD prediction is expected to yield a reliable order-of-magnitude estimate.

IV. PHENOMENOLOGY

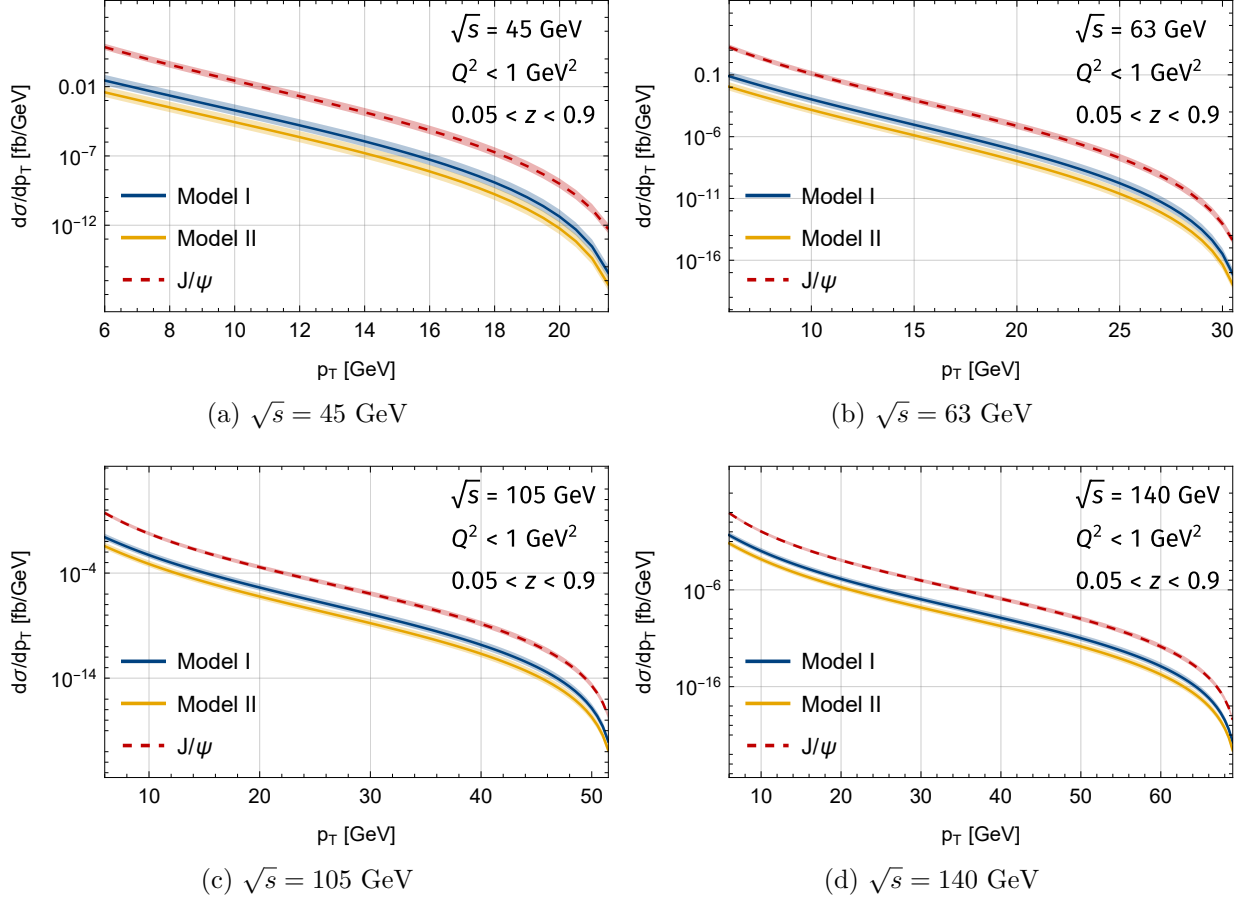
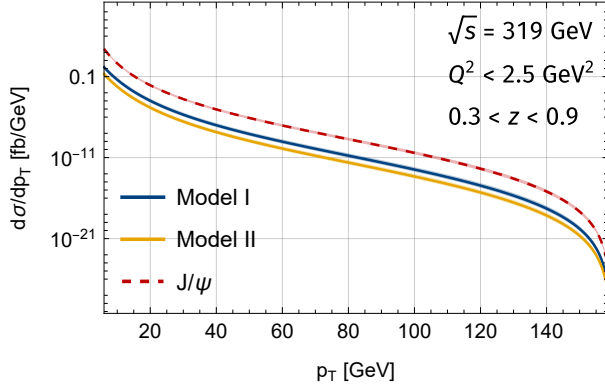
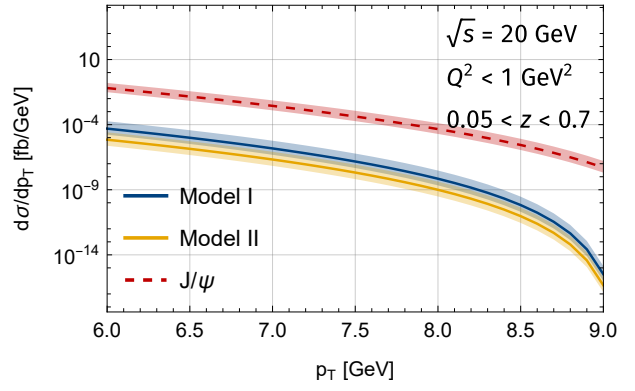


FIG. 2: Comparison of p_T distributions of the vector T_{4c} with LDMEs estimated from two phenomenological models, as well as with several beam-energy configurations of the proposed EIC as detailed in Table I. We also show the LO p_T distribution of J/ψ for comparison.

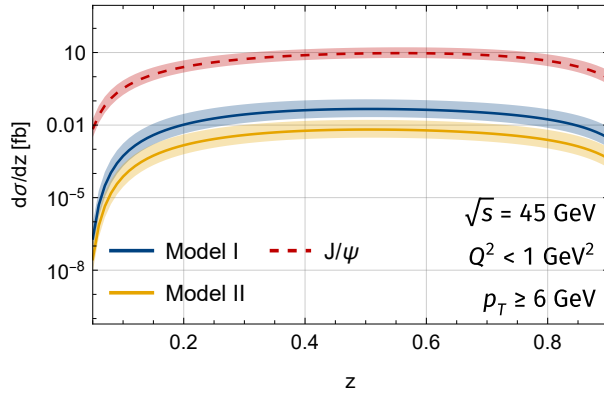


(a) HERA: $\sqrt{s} = 319$ GeV

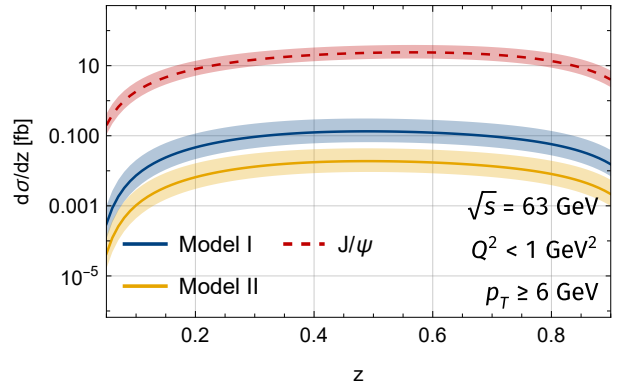


(b) EicC: $\sqrt{s} = 20$ GeV

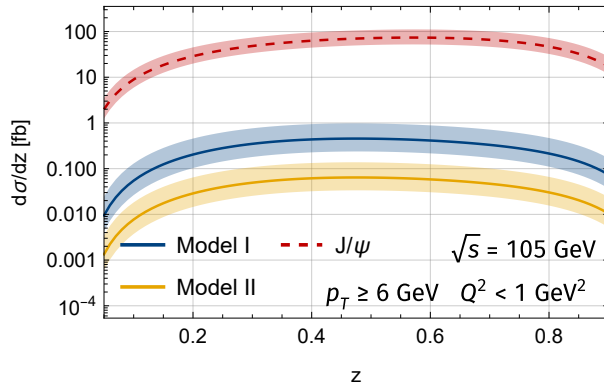
FIG. 3: Comparison of p_T distributions of T_{4c} with LDMEs estimated from two phenomenological models at HERA and the future EicC.



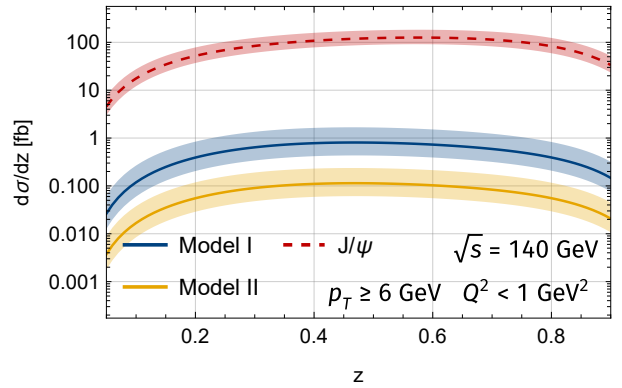
(a) $\sqrt{s} = 45$ GeV



(b) $\sqrt{s} = 63$ GeV



(c) $\sqrt{s} = 105$ GeV



(d) $\sqrt{s} = 140$ GeV

FIG. 4: Comparison of z distributions of the vector T_{4c} with LDMEs estimated from two phenomenological models, as well as with several beam-energy configurations of the proposed EIC as detailed in Table I.

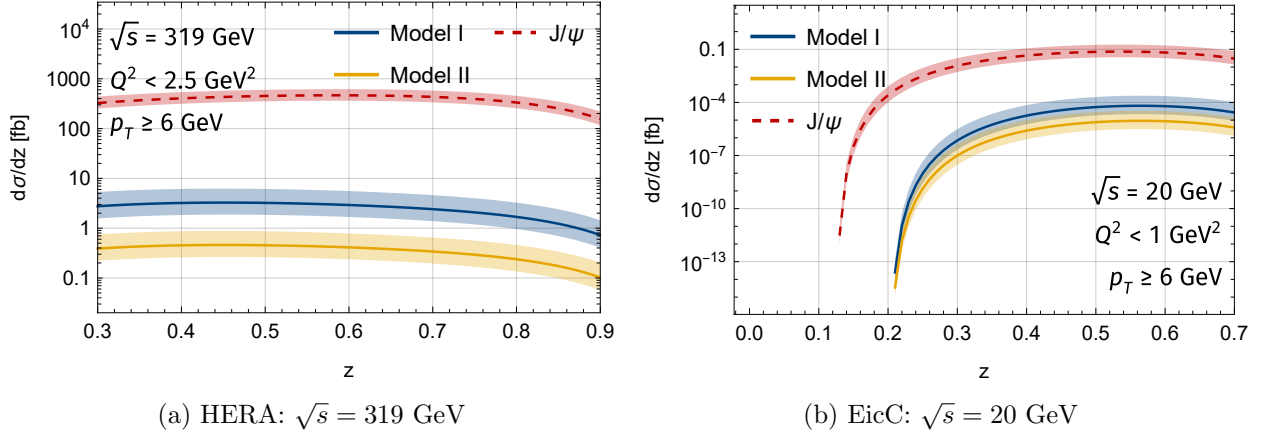


FIG. 5: Comparison of z distributions of T_{4c} with LDMEs estimated from two phenomenological models at HERA and the future EicC.

In order to make concrete predictions for photoproduction rates of the vector T_{4c} , we still need to know the concrete value of the LDME that appears in the factorization formula (3). Since the LDME is a genuinely nonperturbative object, its value has to be ascertained through nonperturbative means. The most reliable first-principle method to infer this matrix element is through the lattice NRQCD simulation. Unfortunately, such a lattice study is absent thus far. As a temporary workaround, we appeal to the phenomenological potential models to estimate this LDME. After applying the vacuum saturation approximation, we express the LDME in terms of the T_{4c} wave function at the origin [66–68]:

$$\langle O_{3,3}^{(1)} \rangle \approx 48 |\psi_{\bar{\mathbf{3}}\otimes\mathbf{3}}(\mathbf{0})|^2, \quad (10)$$

where $\psi(\mathbf{0})$ denotes the value of the Schrödinger wave function where all the c quarks coincide in the same position.

In our numerical study, we resort to two types of potential models, referred to as model I [40] and model II [41]. With the aid of (10), these two models yield the following estimates for the LDME:

$$\text{Model I : } \langle O_{3,3}^{(1)} \rangle = 0.078 \text{ GeV}^9, \quad \text{Model II : } \langle O_{3,3}^{(1)} \rangle = 0.011 \text{ GeV}^9. \quad (11)$$

We then employ (3) to calculate the p_T spectrum of the vector T_{4c} in the ep collision, at several electron-proton beam energy values, as indicated in Table I. We take the charm quark mass $m_c = 1.5 \text{ GeV}$, $\alpha_s(M_Z) = 0.1180$, and the default value of the renormalization and factorization scales $\mu = M_T$. A rapidity cut $|y| \leq 5$ is also imposed. We utilize the CT14lo PDF set for the proton PDF [80]. To account for the uncertainties arising from the higher-order QCD corrections, we slide the renormalization and factorization scales within the range $M_T/2 < \mu < 2M_T$.

In Figs. 2 and 3, we present the p_T distributions of the vector T_{4c} at the EIC, HERA and EicC. We have considered four energy configurations of EIC, as detailed in Table I. To guarantee the events of the photoproduction type, we impose the cuts on the photon virtuality analogous to the case of the photoproduction of charmonia [22]: $Q_{\text{max}}^2 = 2.5 \text{ GeV}^2$ for HERA and $Q_{\text{max}}^2 = 1 \text{ GeV}^2$ for the EIC and EicC. We also impose the cuts on the elasticity

parameter to eliminate both the diffractive and resolved-photon contributions: $0.3 < z < 0.9$ for HERA, $0.05 < z < 0.9$ for the EIC, and $0.05 < z < 0.7$ for the EicC. We also compare the cross sections of T_{4c} with J/ψ . The photoproduction of J/ψ at ep colliders has been computed up to NLO in α_s [18]. For simplicity, we only include J/ψ production at LO in NRQCD, which is approximately 3 orders of magnitude larger than those of T_{4c} .

In Figs. 4 and 5, we present the z distributions of the vector T_{4c} at the EIC, HERA and EicC. The p_T ranges are set to be larger than 6 GeV.

	\sqrt{s} [GeV]	Beam Energy [GeV]		p_T range [GeV]	Model I		Model II	
		p	e		σ [fb]	N	σ [fb]	N
EIC	44.7	100	5	6-20	0.022	2.2	0.0031	0.31
	63.2	100	10	6-20	0.069	6.9	0.0098	0.98
	104.9	275	10	6-20	0.25	25.	0.035	3.5
	140.7	275	18	6-20	0.45	45.	0.064	6.4
HERA	319	920	27.5	6-20	1.5	0.72	0.22	0.10
EicC	20	19.08	5	6-9	0.000015	0.00076	2.1×10^{-6}	0.00011

TABLE I: The p_T -integrated cross section for T_{4c} inclusive production at the EIC. The integrated luminosity of the EIC is assumed to be 100 fb^{-1} for one year of data taking, as opposed to 50.5 fb^{-1} for the EicC. The integrated luminosity of HERA is 468 pb^{-1} . The estimated event yields for the EIC and EicC only account for numbers per year.

Finally in Table I we enumerate the integrated cross sections and event yields of the vector T_{4c} at the EIC, HERA, and EicC. The integrated luminosity of HERA is 468 pb^{-1} , while that of the EIC is assumed to be 100 fb^{-1} for one year of data taking, as opposed to 50.5 fb^{-1} for the EicC. The p_T is integrated over the range $6 \text{ GeV} \leq p_T \leq 20 \text{ GeV}$ for the EIC and HERA. Due to the small beam energy, we set the p_T range to be $6 \text{ GeV} \leq p_T \leq 9 \text{ GeV}$ for the EicC. From Table I we see that the event yields per year appear to be considerable at the the EIC, which implies that the observation potential of the vector T_{4c} at future EIC experiment may be promising. However, the observation prospects at both HERA and the EicC look gloomy, which may be largely attributed to the low luminosity of HERA and the small beam energy of the EicC.

V. SUMMARY

In this paper, within the NRQCD factorization framework, we predict the p_T distributions for the inclusive photoproduction of the fully charmed tetraquark at electron-proton collisions with different beam energies, at lowest α_s and v . Due to the C -parity conservation, only the $1^{+-} T_{4c}$ can be produced through the photon-gluon fusion process. With the LDME estimated through phenomenological potential models, we also predict the integrated production rates and event yields of the vector T_{4c} at the EIC, HERA, and EicC. Our study suggests that the EIC is the most promising ep collider for detecting the vector T_{4c} events.

Acknowledgments

The work of F. F. is supported by the National Natural Science Foundation of China under Grants No. 12275353 and No. 11875318. The work of Y.-S. H. is supported by DOE Grants No. DE-FG02-91ER40684 and No. DE-AC02-06CH11357. The work of Y. J. and J.-Y. Z. is supported in part by NNSFC Grants No. 11925506 and No. 12070131001 (CRC110 by DFG and NSFC). The work of W.-L. S. is supported in part by the National Natural Science Foundation of China under Grants No. 12375079 and No. 11975187, and the Natural Science Foundation of ChongQing under Grant No. CSTB2023NSCQ-MSX0132. The work of D.-S. Y. is supported by the National Natural Science Foundation of China under Grants No. 12235008, and by the Ministry of Science and Technology of China under Grants No. 2022YFA1601900. The work of J.-Y. Z. is also supported in part by U.S. Department of Energy (DOE) Contract No. DE-AC05-06OR23177, under which Jefferson Science Associates, LLC, operates Jefferson Lab.

-
- [1] N. Brambilla, S. Eidelman, B. K. Heltsley, R. Vogt, G. T. Bodwin, E. Eichten, A. D. Frawley, A. B. Meyer, R. E. Mitchell and V. Papadimitriou, *et al.* Eur. Phys. J. C **71**, 1534 (2011) doi:10.1140/epjc/s10052-010-1534-9 [arXiv:1010.5827 [hep-ph]].
 - [2] N. Brambilla, S. Eidelman, P. Foka, S. Gardner, A. S. Kronfeld, M. G. Alford, R. Alkofer, M. Butenschoen, T. D. Cohen and J. Erdmenger, *et al.* Eur. Phys. J. C **74**, no.10, 2981 (2014) doi:10.1140/epjc/s10052-014-2981-5 [arXiv:1404.3723 [hep-ph]].
 - [3] S. Aid *et al.* [H1], Nucl. Phys. B **472**, 3-31 (1996) doi:10.1016/0550-3213(96)00274-X [arXiv:hep-ex/9603005 [hep-ex]].
 - [4] J. Breitweg *et al.* [ZEUS], Z. Phys. C **76**, 599-612 (1997) doi:10.1007/s002880050583 [arXiv:hep-ex/9708010 [hep-ex]].
 - [5] S. Chekanov *et al.* [ZEUS], Eur. Phys. J. C **27**, 173-188 (2003) doi:10.1140/epjc/s2002-01130-2 [arXiv:hep-ex/0211011 [hep-ex]].
 - [6] C. Adloff *et al.* [H1], Eur. Phys. J. C **25**, 25-39 (2002) doi:10.1007/s10052-002-1009-8 [arXiv:hep-ex/0205064 [hep-ex]].
 - [7] S. Chekanov *et al.* [ZEUS], JHEP **12**, 007 (2009) doi:10.1088/1126-6708/2009/12/007 [arXiv:0906.1424 [hep-ex]].
 - [8] F. D. Aaron *et al.* [H1], Eur. Phys. J. C **68**, 401-420 (2010) doi:10.1140/epjc/s10052-010-1376-5 [arXiv:1002.0234 [hep-ex]].
 - [9] H. Abramowicz *et al.* [ZEUS], JHEP **02**, 071 (2013) doi:10.1007/JHEP02(2013)071 [arXiv:1211.6946 [hep-ex]].
 - [10] R. M. Godbole, D. P. Roy and K. Sridhar, Phys. Lett. B **373**, 328-333 (1996) doi:10.1016/0370-2693(96)00144-X [arXiv:hep-ph/9511433 [hep-ph]].
 - [11] M. Krämer, Nucl. Phys. B **459**, 3-50 (1996) doi:10.1016/0550-3213(95)00568-4 [arXiv:hep-ph/9508409 [hep-ph]].
 - [12] M. Cacciari and M. Krämer, Phys. Rev. Lett. **76**, 4128-4131 (1996) doi:10.1103/PhysRevLett.76.4128 [arXiv:hep-ph/9601276 [hep-ph]].
 - [13] P. Ko, J. Lee and H. S. Song, Phys. Rev. D **54**, 4312-4325 (1996) [erratum: Phys. Rev. D **60**, 119902 (1999)] doi:10.1103/PhysRevD.60.119902 [arXiv:hep-ph/9602223 [hep-ph]].
 - [14] S. Fleming, A. K. Leibovich and T. Mehen, doi:10.1142/9789812773524_0022 [arXiv:hep-

- ph/0512194 [hep-ph]].
- [15] J. P. Lansberg, *Int. J. Mod. Phys. A* **21**, 3857-3916 (2006) doi:10.1142/S0217751X06033180 [arXiv:hep-ph/0602091 [hep-ph]].
 - [16] P. Artoisenet, J. M. Campbell, F. Maltoni and F. Tramontano, *Phys. Rev. Lett.* **102**, 142001 (2009) doi:10.1103/PhysRevLett.102.142001 [arXiv:0901.4352 [hep-ph]].
 - [17] C. H. Chang, R. Li and J. X. Wang, *Phys. Rev. D* **80**, 034020 (2009) doi:10.1103/PhysRevD.80.034020 [arXiv:0901.4749 [hep-ph]].
 - [18] M. Butenschoen and B. A. Kniehl, *Phys. Rev. Lett.* **104**, 072001 (2010) doi:10.1103/PhysRevLett.104.072001 [arXiv:0909.2798 [hep-ph]].
 - [19] M. Butenschoen and B. A. Kniehl, *Phys. Rev. Lett.* **106**, 022003 (2011) doi:10.1103/PhysRevLett.106.022003 [arXiv:1009.5662 [hep-ph]].
 - [20] M. Butenschoen and B. A. Kniehl, *Phys. Rev. D* **84**, 051501 (2011) doi:10.1103/PhysRevD.84.051501 [arXiv:1105.0820 [hep-ph]].
 - [21] J. P. Lansberg, *Phys. Rept.* **889**, 1-106 (2020) doi:10.1016/j.physrep.2020.08.007 [arXiv:1903.09185 [hep-ph]].
 - [22] C. Flore, J. P. Lansberg, H. S. Shao and Y. Yedelkina, *Phys. Lett. B* **811**, 135926 (2020) doi:10.1016/j.physletb.2020.135926 [arXiv:2009.08264 [hep-ph]].
 - [23] J. W. Qiu, X. P. Wang and H. Xing, *Chin. Phys. Lett.* **38**, no.4, 041201 (2021) doi:10.1088/0256-307X/38/4/041201 [arXiv:2005.10832 [hep-ph]].
 - [24] A. Colpani Serri, Y. Feng, C. Flore, J. P. Lansberg, M. A. Ozcelik, H. S. Shao and Y. Yedelkina, *Phys. Lett. B* **835**, 137556 (2022) doi:10.1016/j.physletb.2022.137556 [arXiv:2112.05060 [hep-ph]].
 - [25] A. Accardi, J. L. Albacete, M. Anselmino, N. Armesto, E. C. Aschenauer, A. Bacchetta, D. Boer, W. K. Brooks, T. Burton and N. B. Chang, *et al.* *Eur. Phys. J. A* **52**, no.9, 268 (2016) doi:10.1140/epja/i2016-16268-9 [arXiv:1212.1701 [nucl-ex]].
 - [26] R. Abdul Khalek, A. Accardi, J. Adam, D. Adamiak, W. Akers, M. Albaladejo, A. Albataineh, M. G. Alexeev, F. Ameli and P. Antonioli, *et al.* *Nucl. Phys. A* **1026**, 122447 (2022) doi:10.1016/j.nuclphysa.2022.122447 [arXiv:2103.05419 [physics.ins-det]].
 - [27] D. P. Anderle, V. Bertone, X. Cao, L. Chang, N. Chang, G. Chen, X. Chen, Z. Chen, Z. Cui and L. Dai, *et al.* *Front. Phys. (Beijing)* **16**, no.6, 64701 (2021) doi:10.1007/s11467-021-1062-0 [arXiv:2102.09222 [nucl-ex]].
 - [28] D. Kharzeev, *Proc. Int. Sch. Phys. Fermi* **130**, 105-131 (1996) doi:10.3254/978-1-61499-215-8-105 [arXiv:nucl-th/9601029 [nucl-th]].
 - [29] D. Kharzeev, H. Satz, A. Syamtomov and G. Zinovjev, *Eur. Phys. J. C* **9**, 459-462 (1999) doi:10.1007/s100529900047 [arXiv:hep-ph/9901375 [hep-ph]].
 - [30] P. Sun, X. B. Tong and F. Yuan, *Phys. Rev. D* **105**, no.5, 054032 (2022) doi:10.1103/PhysRevD.105.054032 [arXiv:2111.07034 [hep-ph]].
 - [31] Y. Guo, X. Ji and Y. Liu, *Phys. Rev. D* **103**, no.9, 096010 (2021) doi:10.1103/PhysRevD.103.096010 [arXiv:2103.11506 [hep-ph]].
 - [32] Y. Guo, X. Ji, Y. Liu and J. Yang, *Phys. Rev. D* **108**, no.3, 034003 (2023) doi:10.1103/PhysRevD.108.034003 [arXiv:2305.06992 [hep-ph]].
 - [33] R. Aaij *et al.* [LHCb], *Sci. Bull.* **65**, no.23, 1983-1993 (2020) doi:10.1016/j.scib.2020.08.032 [arXiv:2006.16957 [hep-ex]].
 - [34] G. Aad *et al.* [ATLAS], *Phys. Rev. Lett.* **131**, no.15, 151902 (2023) doi:10.1103/PhysRevLett.131.151902 [arXiv:2304.08962 [hep-ex]].
 - [35] A. Hayrapetyan *et al.* [CMS], *Phys. Rev. Lett.* **132**, no.11, 111901 (2024)

- doi:10.1103/PhysRevLett.132.111901 [arXiv:2306.07164 [hep-ex]].
- [36] Y. Iwasaki, Phys. Rev. Lett. **36**, 1266 (1976) doi:10.1103/PhysRevLett.36.1266
 - [37] K. T. Chao, Z. Phys. C **7**, 317 (1981) doi:10.1007/BF01431564
 - [38] J. P. Ader, J. M. Richard and P. Taxil, Phys. Rev. D **25**, 2370 (1982) doi:10.1103/PhysRevD.25.2370
 - [39] C. Becchi, J. Ferretti, A. Giachino, L. Maiani and E. Santopinto, Phys. Lett. B **811**, 135952 (2020) doi:10.1016/j.physletb.2020.135952 [arXiv:2006.14388 [hep-ph]].
 - [40] Q. F. Lü, D. Y. Chen and Y. B. Dong, Eur. Phys. J. C **80**, no.9, 871 (2020) doi:10.1140/epjc/s10052-020-08454-1 [arXiv:2006.14445 [hep-ph]].
 - [41] M. S. Liu, F. X. Liu, X. H. Zhong and Q. Zhao, Phys. Rev. D **109**, no.7, 076017 (2024) doi:10.1103/PhysRevD.109.076017 [arXiv:2006.11952 [hep-ph]].
 - [42] M. Karliner and J. L. Rosner, Phys. Rev. D **102**, no.11, 114039 (2020) doi:10.1103/PhysRevD.102.114039 [arXiv:2009.04429 [hep-ph]].
 - [43] J. Zhao, S. Shi and P. Zhuang, Phys. Rev. D **102**, no.11, 114001 (2020) doi:10.1103/PhysRevD.102.114001 [arXiv:2009.10319 [hep-ph]].
 - [44] Z. Zhao, K. Xu, A. Kaewsnod, X. Liu, A. Limphirat and Y. Yan, Phys. Rev. D **103**, no.11, 116027 (2021) doi:10.1103/PhysRevD.103.116027 [arXiv:2012.15554 [hep-ph]].
 - [45] J. F. Giron and R. F. Lebed, Phys. Rev. D **102**, no.7, 074003 (2020) doi:10.1103/PhysRevD.102.074003 [arXiv:2008.01631 [hep-ph]].
 - [46] H. W. Ke, X. Han, X. H. Liu and Y. L. Shi, Eur. Phys. J. C **81**, no.5, 427 (2021) doi:10.1140/epjc/s10052-021-09229-y [arXiv:2103.13140 [hep-ph]].
 - [47] M. C. Gordillo, F. De Soto and J. Segovia, Phys. Rev. D **102**, no.11, 114007 (2020) doi:10.1103/PhysRevD.102.114007 [arXiv:2009.11889 [hep-ph]].
 - [48] X. Jin, Y. Xue, H. Huang and J. Ping, Eur. Phys. J. C **80**, no.11, 1083 (2020) doi:10.1140/epjc/s10052-020-08650-z [arXiv:2006.13745 [hep-ph]].
 - [49] H. Mutuk, Phys. Lett. B **834**, 137404 (2022) doi:10.1016/j.physletb.2022.137404 [arXiv:2208.11048 [hep-ph]].
 - [50] G. J. Wang, Q. Meng and M. Oka, Phys. Rev. D **106**, no.9, 096005 (2022) doi:10.1103/PhysRevD.106.096005 [arXiv:2208.07292 [hep-ph]].
 - [51] H. X. Chen, W. Chen, X. Liu and S. L. Zhu, Sci. Bull. **65**, 1994-2000 (2020) doi:10.1016/j.scib.2020.08.038 [arXiv:2006.16027 [hep-ph]].
 - [52] Z. G. Wang, Chin. Phys. C **44**, no.11, 113106 (2020) doi:10.1088/1674-1137/abb080 [arXiv:2006.13028 [hep-ph]].
 - [53] B. C. Yang, L. Tang and C. F. Qiao, Eur. Phys. J. C **81**, no.4, 324 (2021) doi:10.1140/epjc/s10052-021-09096-7 [arXiv:2012.04463 [hep-ph]].
 - [54] B. D. Wan and C. F. Qiao, Phys. Lett. B **817**, 136339 (2021) doi:10.1016/j.physletb.2021.136339 [arXiv:2012.00454 [hep-ph]].
 - [55] J. R. Zhang, Phys. Rev. D **103**, no.1, 014018 (2021) doi:10.1103/PhysRevD.103.014018 [arXiv:2010.07719 [hep-ph]].
 - [56] W. L. Sang, T. Wang, Y. D. Zhang and F. Feng, Phys. Rev. D **109**, no.5, 056016 (2024) doi:10.1103/PhysRevD.109.056016 [arXiv:2307.16150 [hep-ph]].
 - [57] B. Assi and M. L. Wagman, [arXiv:2311.01498 [hep-ph]].
 - [58] M. Karliner, S. Nussinov and J. L. Rosner, Phys. Rev. D **95**, no.3, 034011 (2017) doi:10.1103/PhysRevD.95.034011 [arXiv:1611.00348 [hep-ph]].
 - [59] A. V. Berezhnoy, A. K. Likhoded, A. V. Luchinsky and A. A. Novoselov, Phys. Rev. D **84**, 094023 (2011) doi:10.1103/PhysRevD.84.094023 [arXiv:1101.5881 [hep-ph]].

- [60] A. V. Berezhnoy, A. V. Luchinsky and A. A. Novoselov, Phys. Rev. D **86**, 034004 (2012) doi:10.1103/PhysRevD.86.034004 [arXiv:1111.1867 [hep-ph]].
- [61] C. Becchi, A. Giachino, L. Maiani and E. Santopinto, Phys. Lett. B **806**, 135495 (2020) doi:10.1016/j.physletb.2020.135495 [arXiv:2002.11077 [hep-ph]].
- [62] R. Maciula, W. Schäfer and A. Szczurek, Phys. Lett. B **812**, 136010 (2021) doi:10.1016/j.physletb.2020.136010 [arXiv:2009.02100 [hep-ph]].
- [63] F. Carvalho, E. R. Cazaroto, V. P. Gonçalves and F. S. Navarra, Phys. Rev. D **93**, no.3, 034004 (2016) doi:10.1103/PhysRevD.93.034004 [arXiv:1511.05209 [hep-ph]].
- [64] V. P. Gonçalves and B. D. Moreira, Phys. Lett. B **816**, 136249 (2021) doi:10.1016/j.physletb.2021.136249 [arXiv:2101.03798 [hep-ph]].
- [65] H. F. Zhang and Y. Q. Ma, [arXiv:2009.08376 [hep-ph]].
- [66] F. Feng, Y. Huang, Y. Jia, W. L. Sang, X. Xiong and J. Y. Zhang, Phys. Rev. D **106**, no.11, 114029 (2022) doi:10.1103/PhysRevD.106.114029 [arXiv:2009.08450 [hep-ph]].
- [67] F. Feng, Y. Huang, Y. Jia, W. L. Sang and J. Y. Zhang, Phys. Lett. B **818**, 136368 (2021) doi:10.1016/j.physletb.2021.136368 [arXiv:2011.03039 [hep-ph]].
- [68] Y. Huang, F. Feng, Y. Jia, W. L. Sang, D. S. Yang and J. Y. Zhang, Chin. Phys. C **45**, no.9, 093101 (2021) doi:10.1088/1674-1137/ac0b38 [arXiv:2104.03887 [hep-ph]].
- [69] R. Zhu, Nucl. Phys. B **966**, 115393 (2021) doi:10.1016/j.nuclphysb.2021.115393 [arXiv:2010.09082 [hep-ph]].
- [70] F. Feng, Y. Huang, Y. Jia, W. L. Sang, D. S. Yang and J. Y. Zhang, Phys. Rev. D **108**, no.5, L051501 (2023) doi:10.1103/PhysRevD.108.L051501 [arXiv:2304.11142 [hep-ph]].
- [71] G. T. Bodwin, E. Braaten and G. P. Lepage, Phys. Rev. D **51**, 1125-1171 (1995) [erratum: Phys. Rev. D **55**, 5853 (1997)] doi:10.1103/PhysRevD.55.5853 [arXiv:hep-ph/9407339 [hep-ph]].
- [72] C. F. von Weizsacker, Z. Phys. **88**, 612-625 (1934) doi:10.1007/BF01333110
- [73] E. J. Williams, Phys. Rev. **45**, 729-730 (1934) doi:10.1103/PhysRev.45.729
- [74] V. M. Budnev, I. F. Ginzburg, G. V. Meledin and V. G. Serbo, Phys. Rept. **15**, 181-281 (1975) doi:10.1016/0370-1573(75)90009-5
- [75] B. A. Kniehl, G. Kramer and M. Spira, Z. Phys. C **76**, 689-700 (1997) doi:10.1007/s002880050591 [arXiv:hep-ph/9610267 [hep-ph]].
- [76] F. Feng, Y. Huang, Y. Jia, W. L. Sang, D. S. Yang and J. Y. Zhang, Phys. Rev. D **108**, no.5, L051501 (2023) doi:10.1103/PhysRevD.108.L051501 [arXiv:2304.11142 [hep-ph]].
- [77] T. Hahn, Comput. Phys. Commun. **140**, 418-431 (2001) doi:10.1016/S0010-4655(01)00290-9 [arXiv:hep-ph/0012260 [hep-ph]].
- [78] V. Shtabovenko, R. Mertig and F. Orellana, Comput. Phys. Commun. **207**, 432-444 (2016) doi:10.1016/j.cpc.2016.06.008 [arXiv:1601.01167 [hep-ph]].
- [79] F. Feng, Y. F. Xie, Q. C. Zhou and S. R. Tang, Comput. Phys. Commun. **265**, 107982 (2021) doi:10.1016/j.cpc.2021.107982 [arXiv:2103.08507 [hep-ph]].
- [80] S. Dulat, T. J. Hou, J. Gao, M. Guzzi, J. Huston, P. Nadolsky, J. Pumplin, C. Schmidt, D. Stump and C. P. Yuan, Phys. Rev. D **93**, no.3, 033006 (2016) doi:10.1103/PhysRevD.93.033006 [arXiv:1506.07443 [hep-ph]].