

LETTER TO THE EDITOR

On the hypothesis of an inverted Z-gradient inside Jupiter

S. Howard¹, T. Guillot¹, S. Markham¹, R. Helled², S. Müller², D. J. Stevenson³, J. I. Lunine^{4,5}, Y. Miguel^{6,7}, and N. Nettelmann²

¹ Université Côte d'Azur, Observatoire de la Côte d'Azur, CNRS, Laboratoire Lagrange, France
e-mail: saburo.howard@oca.eu

² Institute for Computational Science, Center for Theoretical Astrophysics & Cosmology, University of Zurich, Winterthurerstr. 190, CH8057 Zurich, Switzerland,

³ Division of Geological and Planetary Sciences, California Institute of Technology, Pasadena, California 91125, USA

⁴ Department of Astronomy, Cornell University, 122 Sciences Drive, Ithaca, NY 14853, USA

⁵ Carl Sagan Institute, Cornell University, 122 Sciences Drive, Ithaca, NY 14853, USA

⁶ SRON Netherlands Institute for Space Research, Niels Bohrweg 4, 2333 CA Leiden, The Netherlands

⁷ Leiden Observatory, University of Leiden, Niels Bohrweg 2, 2333 CA Leiden, The Netherlands

Submitted Oct 2, 2023, Accepted Nov 3, 2023

ABSTRACT

Context. Models of Jupiter's interior struggle to agree with measurements of the atmospheric composition. Interior models favour a subsolar or solar abundance of heavy elements Z while atmospheric measurements suggest a supersolar abundance. One potential solution may be the presence of an inverted Z -gradient, namely an inward decrease of Z , which implies a larger heavy element abundance in the atmosphere than in the outer envelope.

Aims. We investigate two scenarios in which the inverted Z gradient is located either where helium rain occurs (\sim Mbar level) or at upper levels (\sim kbar level) where a radiative region could exist. We aim to assess how plausible these scenarios are.

Methods. We calculate interior and evolution models of Jupiter with such inverted Z -gradient and use constraints on the stability and the formation of an inverted Z -gradient.

Results. We find that an inverted Z -gradient at the location of helium rain cannot work as it requires a late accretion and of too much material. We find interior models with an inverted Z -gradient at upper levels, due to a radiative zone preventing downward mixing, that could satisfy the present gravity field of the planet. However, our evolution models suggest that this second scenario might not be in place.

Conclusions. An inverted Z -gradient in Jupiter could be stable. Yet, its presence either at the Mbar level or kbar level is rather unlikely.

Key words. planets and satellites: interiors – planets and satellites: gaseous planets

1. Introduction

Models of Jupiter's interior, based on Juno gravity data (Durante et al. 2020), struggle to agree with measurements of the atmospheric composition (Li et al. 2020; Wong et al. 2004; Mahaffy et al. 2000). So far, interior models succeeded to bridge the gap, not without difficulty, by relying on different assumptions: by assuming, not comfortably, a higher entropy in the interior or by modifying the equation of state (EOS) (Nettelmann et al. 2021; Miguel et al. 2022; Howard et al. 2023), by optimising the wind profile (Militzer et al. 2022) or by including a decrease of the heavy element abundance Z with depth (Debras & Chabrier 2019). The last scenario is described by a so-called inverted Z -gradient. Interior models actually favour a low metallicity in the outer envelope (subsolar or solar) while atmospheric measurements from Galileo and Juno suggest a supersolar abundance of heavy elements (around three times the protosolar value, see e.g. Guillot et al. (2023); Howard et al. (2023)). This raises the question if the composition measured in the atmosphere is representative of the entire molecular envelope of Jupiter (Helled et al. 2022).

We discuss in Sect. 2 the concept of an inverted Z -gradient and the constraints it brings in terms of stability and external accretion. We then present two scenarios. First, we assess in Sect. 3

the hypothesis of an inverted Z -gradient located where helium phase separates, as already proposed by Debras & Chabrier (2019). Second, in Sect. 4, we present a scenario with a similar inverted Z -gradient but at upper regions, due to a radiative zone.

2. Inverted Z-gradient : stability, formation

Interior models of Jupiter aim to match the measured gravitational moments, that depend on the density distribution of the planet (see, e.g., Zharkov & Trubitsyn (1978)). However, the difficulty of these models to satisfy the gravitational moments indicates that they seem too dense, especially in outer regions of the envelope (0.1 – 1 Mbar) which have a significant contribution to the gravitational moments. Therefore, an inward-decrease of the heavy element content, in agreement with the supersolar atmospheric measurements but then reduced to solar or subsolar at depth, appears as a promising idea. Such inverted Z -gradient was proposed by Debras & Chabrier (2019), the latter will be discussed in the next section.

Nevertheless, an inverted Z -gradient requires to be stable against convection to be sustained. It can be balanced either by an increase in the helium mass fraction Y or a decrease in temperature, to make sure that the density ρ still increases

with depth. We estimate, for Jupiter, the maximum increase in heavy elements that can be afforded by increasing Y or by decreasing temperature. To do so, (i) we calculate $\Delta Z/\Delta Y$ by equating $\rho(Z_j, Y_j)$ and $\rho(Z_{j+1}, Y_{j+1})$ where $\Delta Z = Z_j - Z_{j+1}$ and $\Delta Y = Y_{j+1} - Y_j$ (so that both ΔZ and ΔY have positive values) and (ii) we calculate $\Delta Z/(\Delta T/T)$ by equating $\rho(Z_j, T_j)$ and $\rho(Z_{j+1}, T_{j+1})$ where $\Delta T = T_j - T_{j+1}$ is the temperature difference relative to an isentrope. Here, j refers to the layer where the inverted Z gradient takes place. Densities are calculated using the additive volume law and including non-ideal mixing effects (Howard & Guillot 2023):

$$\frac{1}{\rho(P, T)} = \frac{X}{\rho_{\text{H}}(P, T)} + \frac{Y}{\rho_{\text{He}}(P, T)} + XYV_{\text{mix}} + \frac{Z}{\rho_{\text{Z}}(P, T)}, \quad (1)$$

where ρ_{H} , ρ_{He} , ρ_{Z} are the densities of hydrogen, helium and heavy elements respectively, X , Y , Z their respective mass fractions and V_{mix} is the volume of mixing due to hydrogen-helium interactions. Figure 1 shows the results. In the ideal gas regime in Jupiter, we expect $\Delta Z/\Delta Y \sim 0.5$, meaning that the increase in He is required to be at least twice larger than the change in Z . We also expect $\Delta Z/(\Delta T/T) \sim 0.9$. It is not exactly 1 because we here assumed a mixture of hydrogen and helium consistent with Galileo's measurement of Y (von Zahn et al. 1998). Using ideal gas relationship $\Delta\mu/\mu = \Delta T/T$ and the definition of the mean molecular weight $\frac{1}{\mu} = \frac{X}{\mu_{\text{H}}} + \frac{Y}{\mu_{\text{He}}} + \frac{Z}{\mu_{\text{Z}}}$, we indeed obtain:

$$\Delta Z = \frac{\Delta\mu}{\mu} \times \left(\frac{\mu_{\text{Z}}\mu_{\text{H}}}{\mu_{\text{Z}} - \mu_{\text{H}}} \left(\frac{X}{\mu_{\text{H}}} + \frac{Y}{\mu_{\text{He}}} \right) \right) \sim \frac{\Delta T}{T} \times 0.9, \quad (2)$$

where μ_{H} , μ_{He} , μ_{Z} are the molecular weights of hydrogen, helium and heavy elements respectively. The ideal gas regime extends down to the \sim kbar level. Deeper, non-ideal effects kick in and for instance a bigger decrease in temperature is required to allow an inverted Z -gradient at deeper regions. One can hence know how much Z can be balanced by an increase in Y or a decrease in temperature, at different levels in Jupiter.

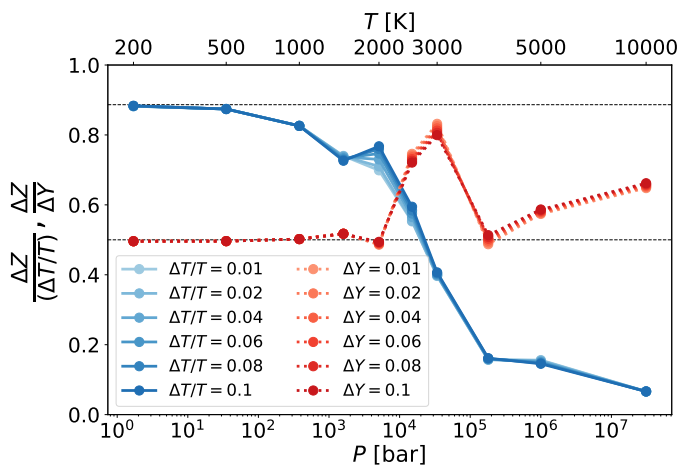


Fig. 1. $\Delta Z/\Delta Y$ and $\Delta Z/(\Delta T/T)$ as a function of pressure and temperature in Jupiter. This shows the maximum increase in heavy elements allowed by increasing Y or by lowering the temperature to ensure stability where the inverted Z -gradient takes place. The horizontal dashed lines show the values of $\Delta Z/\Delta Y$ (bottom) and $\Delta Z/(\Delta T/T)$ (top) for an ideal gas. We stress that the calculation of ΔZ has here been done using the HG23+CMS19 EOS (Chabrier et al. 2019; Howard & Guillot 2023) for H-He and the SESAME-drysand EOS (Lyon & Johnson 1992) for heavy elements. The 1 bar temperature was taken at 170 K.

An inverted Z -gradient can be stabilised, but vertical transport of heavy material through the stable region may still occur

during the lifetime of Jupiter. We know, for example, that breaking gravity waves (Dörnbrack 1998) and Kelvin-Helmholtz instabilities in the Earth's stratosphere produce an eddy diffusion coefficient of $10^3 \text{ cm}^2\text{s}^{-1}$ (Massie & Hunten 1981). We assume an eddy diffusion coefficient K_{zz} of $1 \text{ cm}^2\text{s}^{-1}$ which is three orders of magnitude smaller, but two orders of magnitude larger than the lower bound, molecular diffusivity. In the case of the presence of a radiative zone (discussed in Sect. 4), we consider a thickness L of 1000 km for the stable layer. We obtain a diffusion timescale of

$$\tau_{\text{mix}} \sim 320 \text{ Myr} \left(\frac{1 \text{ cm}^2\text{s}^{-1}}{K_{\text{zz}}} \right) \left(\frac{L}{1000 \text{ km}} \right)^2. \quad (3)$$

A large uncertainty exists on the eddy diffusion coefficient as well as on the thickness of the stable layer, but maintaining this inverted Z -gradient on a billion year timescale is rather challenging. In the case of an inverted Z -gradient located where He phase separates (discussed in Sect. 3), the thickness of the stable region may be larger, increasing the diffusion timescale to the order of one to ten billion years.

Furthermore, this inverted Z -gradient implies some constraints on its origin. First, an enrichment from below is ruled out as internal mixing will tend to homogenise the envelope (Vazan et al. 2018; Müller et al. 2020; Müller & Helled 2023). The enrichment hence needs to be external in order to establish an inverted Z -gradient. We discuss two important aspects of this external enrichment: the amount and the properties of the accreted material. We show on Fig. 2 how much material can be accreted on Jupiter, through impacts from the destabilised population of the primordial Kuiper belt (Bottke et al. 2023). The estimate of the collisional history was based on constraints derived from the craters found on giant planet satellites and the size-frequency distribution of the Jupiter Trojans. The figure also shows the pressure level in Jupiter at which the accretion of such amount of material would lead to a region above this level where Z is three times solar. For instance, in the first 500 Myr after Jupiter's formation, about $2 \times 10^{-3} M_{\oplus}$ can be accreted, which can lead to a threefold enhancement relative to solar from the top of the atmosphere down to 1 kbar. The two scenarios presented in the following sections will have to satisfy this constraint on the possible amount of accreted material. The occurrence of impacts (large impact or cumulative small impacts) to form an inverted Z -gradient and an investigation of the stability of this region over billions of years is presented in Müller & Helled (2023).

Finally, we show in Fig. 3 the isotopic ratios of $^{15}\text{N}/^{14}\text{N}$ and D/H for objects of the solar system. Only Jupiter (and Saturn) exhibits a protosolar composition of $^{15}\text{N}/^{14}\text{N}$ (Guillot et al. 2023) and D/H while all other present objects have supersolar isotopic ratios. Hence, without an early establishment of the inverted Z -gradient, Jupiter's enrichment in heavy elements would have resulted from objects with significantly different isotopic compositions. We would expect the characteristics of a late accretion of heavy elements to match those of objects still present in the solar system today. This constitutes an additional constraint, on the accreted material properties. The argument about isotopes is however valid only if we consider that the formed inverted Z -gradient involves nitrogen. There is a possibility where the accreted material mostly brought carbon and not nitrogen. In fact, the C/N ratio in comet 67P/Churyumov-Gerasimenko is about 29 (Fray et al. 2017) on average from dust particles, implying a deficit in nitrogen. Combining this value to gas phase measurements, Rubin et al. (2019) found a C/N ratio of 22 and 26 in 67P considering a dust-to-ice ratio of 1 or 3. The representativity of

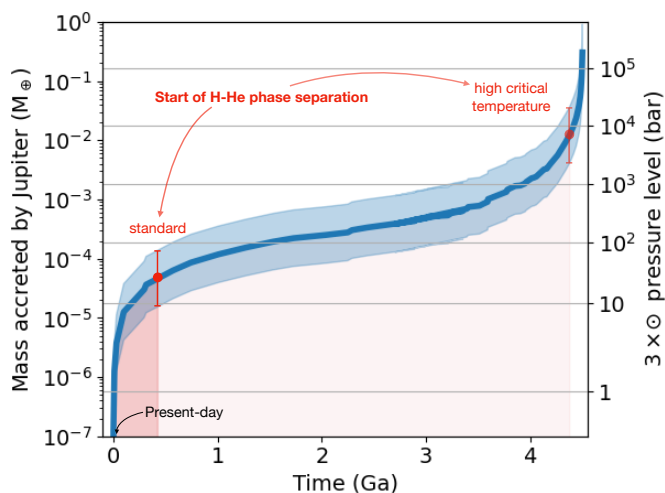


Fig. 2. Accretion of material on Jupiter as a function of time from the present (0) to Jupiter’s formation 4.5 Ga ago, based on Bottke et al. (2023). In the last one billion years, Jupiter accreted only about $10^{-4} M_{\oplus}$ of material. The right-hand y axis indicates the pressure levels within Jupiter at which the accretion of material would result in a region above this pressure threshold where Z is three times solar. The time at which H-He phase separation started according either to standard models (e.g., Schöttler & Redmer 2018) or to experiments indicating a high critical temperature (Brygoo et al. 2021) are shown in red. The corresponding error bars correspond to the mass accreted since that time.

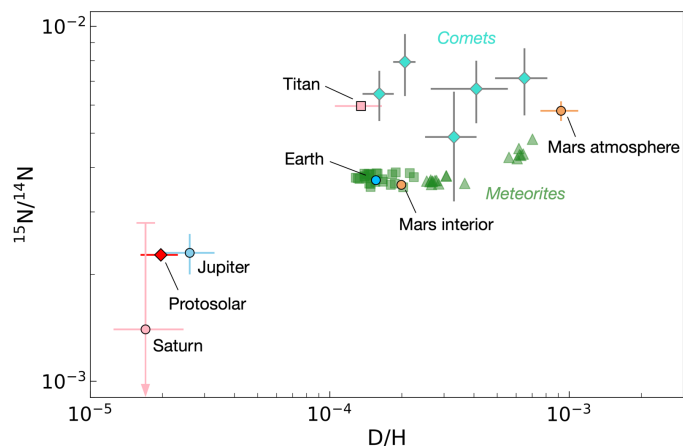


Fig. 3. Isotopic ratios of $^{15}\text{N}/^{14}\text{N}$ and D/H among objects from the solar system. Adapted and updated from Marty (2012) and Füri & Marty (2015). The D/H of the interior of Mars is a lower limit. The $^{15}\text{N}/^{14}\text{N}$ value of Saturn is only an upper limit, the central point has been chosen at half that value for illustration purposes. Additional details and used references can be found in Appendix B.

this C/N ratio value among other comets is an ongoing research area. The C/N ratio of 67P is in line with 1P/Halley (Jessberger et al. 1988) and the lower range of 81P/Wild 2 (de Gregorio et al. 2011). It is also compatible with the chondritic value but large variations are observed in ultracarbonaceous Antarctic micrometeorites (see Engrand et al. (2023)). We also stress that the N_2 content of comets may have been lost over time. Yet, if the accreted material was depleted in nitrogen, explaining the formation of an inverted Z -gradient would then require to invoke different processes for different components and lead to a C/N value in Jupiter’s atmosphere that is close to protosolar (~ 4.3 , see Table 2 in Guillot et al. (2023)). However, we note that uncertainties remain on the composition of the accreted material

in both the gaseous and solid phase as well as on the accretion rates.

3. An inverted Z -gradient at the helium rain location

One of the only attempts that succeeded to yield a supersolar abundance of heavy elements in the atmosphere ($Z = 0.02$) was from Debras & Chabrier (2019). They included a decrease of heavy elements with depth near He phase separation. It helped reconciling Juno’s measurements as it led to lower values of $|J_4|$ and $|J_6|$. To ensure that denser material does not lie on top of lighter material, the decrease in Z was balanced by an increase in Y . Debras & Chabrier (2019) set the phase separation around 0.1 Mbar in their models, where $\Delta Z \sim 0.015$ and ΔY is between $\sim [0.02 - 0.05]$. Those models hence have ΔZ between $\sim [0.3 - 0.75] \times \Delta Y$, ensuring fairly well stability as Fig. 1 shows that ΔZ needs to be smaller than $\sim 0.6 \times \Delta Y$ at this pressure level.

However, one of the main explanations of this inverted Z -gradient is a late accretion of heavy material. This scenario requires such accretion to happen after He demixing occurred in Jupiter, so that the accreted material remains above the location of helium rain. Fig. 2 shows that to obtain $Z = 3 \times \odot$ above 0.1 Mbar, an accretion of $\sim 0.15 M_{\oplus}$ of heavy elements is required. Accreting this amount of material is more likely to occur during the early phases of the solar system evolution. More realistic values of the pressure at which He phase separates (a few Mbar (Morales et al. 2013; Schöttler & Redmer 2018)) indicate that a few M_{\oplus} of heavy elements are needed to be accreted, which could not be explained. But the timing of the scenario put forward by Debras & Chabrier (2019) is challenging. We ran simple evolutionary models of Jupiter (with $M_{\text{core}} = 10 M_{\oplus}$ and a homogeneous envelope of solar composition). The results are shown in Fig. 4. We find that He phase separation is expected to occur late in the evolution of Jupiter, i.e. at 4 Gyr (consistent with Mankovich & Fortney (2020)) according to the immiscibility curve of Schöttler & Redmer (2018). But it could occur after 100 Myr at the earliest, if we consider the experimental immiscibility curve from Brygoo et al. (2021). In any case, He demixing is happening relatively late. Such late accretion could not bring more than about $0.01 M_{\oplus}$ of heavy material (see Fig. 2) and would lead to an enrichment with the wrong isotopic composition as discussed in Sect. 2.

To salvage this scenario, a giant impact between Jupiter and a Mars-mass object could be envisioned. Such objects are not found in the current Kuiper belt population. Evaluating the likelihood of such an impact at different ages is crucial. Based on conventional H-He phase diagrams, this impact should have occurred very late, in the last 500 Myr, making it an extremely low-probability event. It might also have occurred earlier, as suggested by the high critical demixing temperature of Brygoo et al. (2021). In both cases, however, the impactor should have brought little nitrogen or had a different composition from the observed small objects in the solar system.

4. An inverted Z -gradient at uppermost regions, due to a radiative zone

We now envision an inverted Z -gradient located at upper regions ($\sim \text{kbar}$) and established early (less than 10 Myr). Our hypothesis is that the presence of a radiative zone prevents downward mixing. A radiative region could exist in the upper envelope, as suggested by Guillot et al. (1994) (between 1200 and 2900 K) and by Cavalié et al. (2023) (between 1400 and 2200 K). A depletion of alkali metals would bring support to the existence of

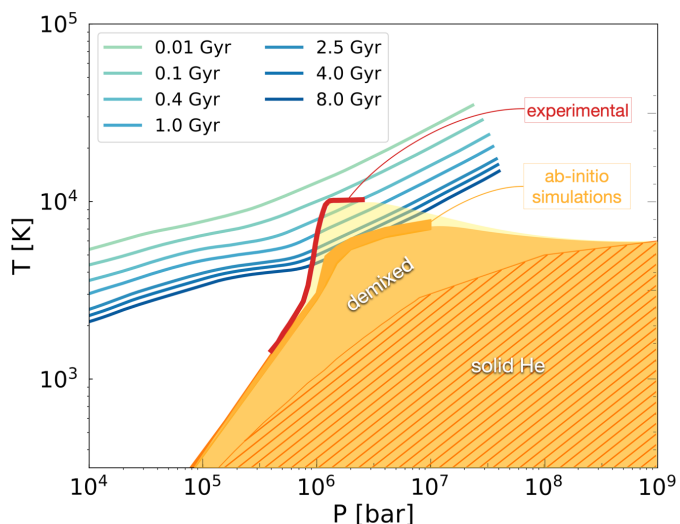


Fig. 4. A sequence in evolutionary time of Jupiter interior profiles (from 10 Myr to 8 Gyr) superimposed with a miscibility diagram of H-He. We show the immiscibility curve of experiments from Brygoo et al. (2021) (red) and of ab-initio simulations from Schöttler & Redmer (2018) (orange). The hashed region is where He becomes solid.

a radiative layer (Bhattacharya et al. 2023). Accreted heavy material on top of this radiative zone may thus be prevented from mixing with the rest of the envelope below this radiative zone. We note that the presence of a radiative zone is a separate question of getting a higher Z value above this radiative layer, which is what we focus on here.

First we ask: Can we find interior models with such radiative zone that satisfy the present gravity field measured by Juno? To answer this question, we use the opacities from Guillot et al. (1994) (including absorption by H_2 , He, H_2O , CH_4 , NH_3) to set a radiative region and implement an inverted Z -gradient. Fig. 1 shows that an inverted Z -gradient can be stabilised by a sub-adiabatic temperature gradient. Around the \sim kbar level, ΔZ needs to be smaller than about $0.7 \times \Delta T/T$. Here, our models have $\Delta T/T$ of about 10%, allowing an increase of Z of three times the protosolar value ($Z \sim 5\%$, (Asplund et al. 2021)) and hence ensuring stability. We ran Markov chain Monte Carlo (MCMC) calculations (as in Miguel et al. (2022); Howard et al. (2023)). At first, we could not find models fitting the equatorial radius and the gravitational moments of Jupiter. In this case, the radiative zone was extending from 1200 to 2100 K. We then parameterised (arbitrarily multiplying by 5) the opacities and could obtain solutions, with a radiative region extending from about 1600 to 2100 K. Thus, the possible location and extent of the radiative zone may be constrained by the gravity data. Fig. 5 shows the gravitational moments J_4 and J_6 of these models, for two EOSs (the full posterior distributions are given in Appendix A for one EOS). We find that interior models including such radiative zone can satisfy the observed gravitational moments from Juno (at 3σ in J_6) as well as the compositional constraints on the atmosphere.

To get $Z = 3 \times \odot$ above 1 kbar, an accretion of $\sim 2 \times 10^{-3} M_{\oplus}$ of heavy elements is required, which can be done in the first few hundred million years (see Fig. 2). The isotopic constraints mentioned in Sect. 2 imply that a late delivery of heavy material can hardly be possible. Hence, we examine whether the inverted Z -gradient could have been formed early and maintained in Jupiter. To this end, we use again our evolutionary models presented in Sect. 3 and include now a radiative zone using the parameterised

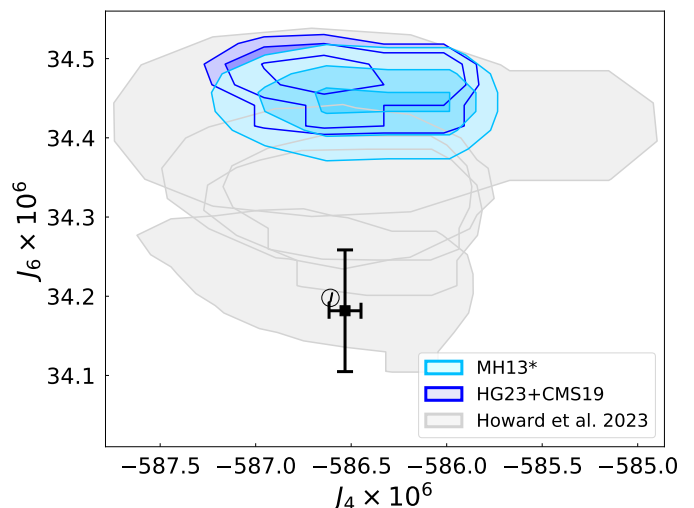


Fig. 5. J_6 vs. J_4 of models including a radiative zone (Z being $3 \times$ protosolar above), using the MH13* (Militzer & Hubbard 2013) or HG23+CMS19 (Chabrier et al. 2019; Howard & Guillot 2023) EOS. These models are compared to results by Howard et al. (2023) with no radiative zone nor inverted Z -gradient (Z being only $1.3 \times$ protosolar in the atmosphere). The full co-variations of the MCMC calculation using MH13* are given in Appendix A. The circled J shows the Juno measurements (Durante et al. 2020) and the error bar accounts for differential rotation, as in Miguel et al. (2022).

opacities. Figure 6 compares the radiative and adiabatic temperature gradients, from 1 Myr to 4 Gyr. The radiative zone is located roughly where the radiative gradient is lower than the adiabatic gradient. The radiative region appears around 10 Myr and is progressively shifted to deeper regions. Thus, the initially enriched material above the radiative zone will progressively mix with material of protosolar composition as the radiative zone is shifted to deeper levels. Such behaviour of the radiative zone was already predicted by Guillot (1999). Considering that the mass above the radiative region at 10 Myr is $\sim 10^{-5} M_J$ and increases to $\sim 3.10^{-4} M_J$ at 4 Gyr, the Z -gradient at 10 Myr must be high enough so that the abundance of heavy elements becomes approximately three times the protosolar value nowadays. If the disk phase does not exceed 10 Myr, a Z value of 60 times the protosolar value ($\Delta Z \sim 0.9$) is required above the radiative zone, at 10 Myr. Keeping such a ΔZ and ensuring stability may be hard since a significant $\Delta T/T$ would be required to prevent mixing (the factor of 0.9 in Eq. 2 would even be lower given the increased molecular weight due to a much higher Z value), making the scenario rather unlikely. Furthermore, diffusion through the radiative zone is expected after a few hundred million years (see Sect. 2), making the scenario even more challenging. However, this behaviour of the radiative zone as the planet evolves is one case corresponding to the use of a specific opacity table and the details of the evolution code. Further investigation of this scenario is therefore required.

5. Conclusion

The inverted Z -gradient is an appealing idea for interior models to explain both the gravity field and the atmospheric composition of Jupiter. It may also be of interest to Saturn as reconciling interiors models with the measured metallicity is challenging too (Mankovich & Fuller 2021), noting that helium rain is expected to start earlier. An inverted Z -gradient can be stabilised by either an increase in the helium mass fraction or a decrease

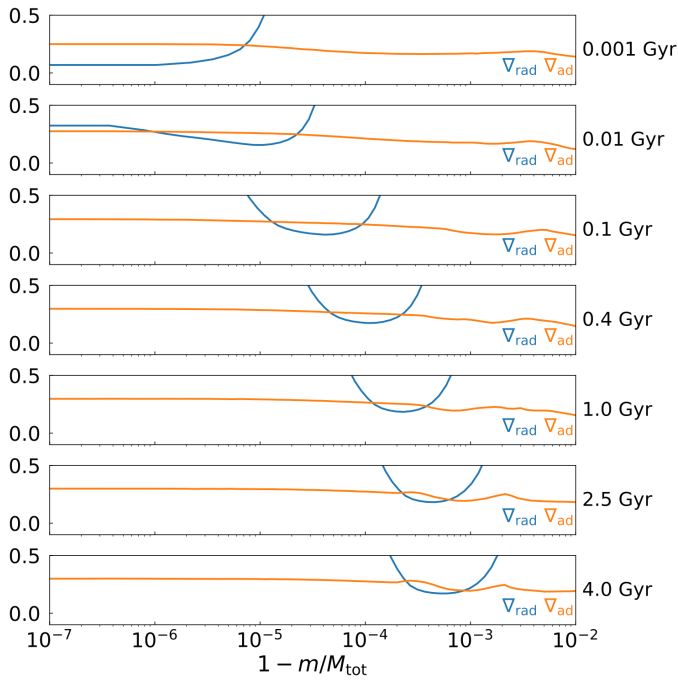


Fig. 6. Comparison of the radiative and adiabatic temperature gradients in Jupiter, at ages ranging from 1 Myr to 4 Gyr. We estimate the minimum value of ∇_{rad} as the approximate upper limit of the radiative region. The evolution models consist of a central core of $10 M_{\oplus}$ and a homogeneous envelope of solar composition.

in temperature. However, as we show here, such Z-gradient in Jupiter at the location of helium rain, as proposed by Debras & Chabrier (2019), is rather unlikely as it requires to accrete an excessive amount of material, that cannot be justified from collisional evolution models of the solar system. It also requires a late accretion, that isotopic constraints do not allow. An inverted Z-gradient, established early and at upper regions (\sim kbar), due to a radiative zone, might be a solution. We show that such a scenario works from the point of view of the present gravity data and enough material may be accreted. Nevertheless, this radiative zone appears around 10 Myr and is shifted to deeper regions with time. Such inward-shift of the radiative zone requires at \sim 10 Myr a significant Z-gradient ($\Delta Z \sim 0.9$ in our case), that is hard to be stabilised. However, our calculations rely on a specific (and parameterised) opacity table used here. Updated opacity data (see, e.g. Tennyson & Yurchenko (2012); Freedman et al. (2014)) could produce a radiative region at a different location and with a different evolution, changing the required mass that needs to be accreted to enrich the outer envelope. Furthermore, despite this work being based on the latest considerations regarding the quantity and properties of the materials enriching the atmosphere, our knowledge of Jupiter’s potential accreted material is still incomplete. Yet, in our setup, the hypothesis of a radiative zone that prevents downward mixing is rather unlikely. Alternative scenarios such as an inverted gradient of helium instead of heavy elements as well as further investigation of the topic are required to resolve Jupiter’s metallicity puzzle.

Acknowledgements. We thank A. Morbidelli for his precious input on constraints on Jupiter’s accreted mass and D. Bockelée-Morvan for sharing valuable references about comet composition. We thank the Juno Interior Working Group for useful discussions. This research was carried out at the Observatoire de la Côte d’Azur under the sponsorship of the Centre National d’Etudes Spatiales.

References

- Abbas, M. M., Kandadi, H., LeClair, A., et al. 2010, *ApJ*, 708, 342
Aléon, J. 2010, *ApJ*, 722, 1342
Anders, E. & Grevesse, N. 1989, *Geochim. Cosmochim. Acta*, 53, 197
Asplund, M., Amarsi, A. M., & Grevesse, N. 2021, *A&A*, 653, A141
Bhattacharya, A., Li, C., Atreya, S. K., et al. 2023, *ApJ*, 952, L27
Biver, N., Moreno, R., Bockelée-Morvan, D., et al. 2016, *A&A*, 589, A78
Bockelée-Morvan, D., Calmonte, U., Charnley, S., et al. 2015, *Space Sci. Rev.*, 197, 47
Bottke, W. F., Vokrouhlický, D., Marshall, R., et al. 2023, *PSJ*, 4, 168
Brygoo, S., Loubeyre, P., Millot, M., et al. 2021, *Nature*, 593, 517
Cavalié, T., Lunine, J., & Mousis, O. 2023, *Nature Astronomy*
Chabrier, G., Mazevet, S., & Soubiran, F. 2019, *ApJ*, 872, 51
de Gregorio, B. T., Stroud, R. M., Cody, G. D., et al. 2011, *Meteorit. Planet. Sci.*, 46, 1376
Debras, F. & Chabrier, G. 2019, *ApJ*, 872, 100
Durante, D., Parisi, M., Serra, D., et al. 2020, *Geophys. Res. Lett.*, 47, e86572
Dörnbrack, A. 1998, *Journal of Fluid Mechanics*, 375, 113–141
Engrand, C., Lasue, J., Wooden, D. H., & Zolensky, M. E. 2023, arXiv e-prints, arXiv:2305.03417
Fletcher, L. N., Greathouse, T. K., Orton, G. S., et al. 2014, *Icarus*, 238, 170
Fray, N., Bardyn, A., Cottin, H., et al. 2017, *MNRAS*, 469, S506
Freedman, R. S., Lustig-Yaeger, J., Fortney, J. J., et al. 2014, *ApJS*, 214, 25
Füri, E. & Marty, B. 2015, *Nature Geoscience*, 8, 515
Geiss, J. & Gloeckler, G. 2003, *Space Sci. Rev.*, 106, 3
Guillot, T. 1999, *Planet. Space Sci.*, 47, 1183
Guillot, T., Fletcher, L. N., Helled, R., et al. 2023, in *Astronomical Society of the Pacific Conference Series*, Vol. 534, *Astronomical Society of the Pacific Conference Series*, ed. S. Inutsuka, Y. Aikawa, T. Muto, K. Tomida, & M. Tamura, 947
Guillot, T., Gautier, D., Chabrier, G., & Mosser, B. 1994, *Icarus*, 112, 337
Helled, R., Stevenson, D. J., Lunine, J. I., et al. 2022, *Icarus*, 378, 114937
Howard, S. & Guillot, T. 2023, *A&A*, 672, L1
Howard, S., Guillot, T., Bazot, M., et al. 2023, *A&A*, 672, A33
Jessberger, E. K., Christoforidis, A., & Kissel, J. 1988, *Nature*, 332, 691
Kerridge, J. F. 1985, *Geochim. Cosmochim. Acta*, 49, 1707
Lellouch, E., Bézard, B., Fouchet, T., et al. 2001, *A&A*, 370, 610
Li, C., Ingersoll, A., Bolton, S., et al. 2020, *Nature Astronomy*, 4, 609
Lis, D. C., Bockelée-Morvan, D., Güsten, R., et al. 2019, *A&A*, 625, L5
Lyon, S. P. & Johnson, J. D. 1992, LANL Report, LA-UR-92-3407
Mahaffy, P. R., Donahue, T. M., Atreya, S. K., Owen, T. C., & Niemann, H. B. 1998, *Space Sci. Rev.*, 84, 251
Mahaffy, P. R., Niemann, H. B., Alpert, A., et al. 2000, *J. Geophys. Res.*, 105, 15061
Manfroid, J., Jehin, E., Hutsemékers, D., et al. 2009, *A&A*, 503, 613
Mankovich, C. R. & Fortney, J. J. 2020, *ApJ*, 889, 51
Mankovich, C. R. & Fuller, J. 2021, *Nature Astronomy*, 5, 1103
Marty, B. 2012, *Earth and Planetary Science Letters*, 313, 56
Marty, B., Chaussidon, M., Wiens, R. C., Jurewicz, A. J. G., & Burnett, D. S. 2011, *Science*, 332, 1533
Massie, S. T. & Hunten, D. M. 1981, *Journal of Geophysical Research: Oceans*, 86, 9859
Mathew, K. J. & Marti, K. 2001, *J. Geophys. Res.*, 106, 1401
Michael, P. J. 1988, *Geochim. Cosmochim. Acta*, 52, 555
Miguel, Y., Bazot, M., Guillot, T., et al. 2022, *A&A*, 662, A18
Militzer, B. & Hubbard, W. B. 2013, *ApJ*, 774, 148
Militzer, B., Hubbard, W. B., Wahl, S., et al. 2022, *PSJ*, 3, 185
Morales, M. A., Hamel, S., Caspersen, K., & Schwegler, E. 2013, *Phys. Rev. B*, 87, 174105
Müller, S. & Helled, R. 2023, *ApJ*, submitted
Müller, S., Helled, R., & Cumming, A. 2020, *A&A*, 638, A121
Nettelmann, N., Movshovitz, N., Ni, D., et al. 2021, *PSJ*, 2, 241
Niemann, H. B., Atreya, S. K., Demick, J. E., et al. 2010, *Journal of Geophysical Research (Planets)*, 115, E12006
Owen, T., Mahaffy, P. R., Niemann, H. B., Atreya, S., & Wong, M. 2001, *ApJ*, 553, L77
Rubin, M., Altwegg, K., Balsiger, H., et al. 2019, *MNRAS*, 489, 594
Saito, H. & Kuramoto, K. 2020, *ApJ*, 889, 40
Schöttler, M. & Redmer, R. 2018, *Phys. Rev. Lett.*, 120, 115703
Shinnaka, Y., Kawakita, H., Jehin, E., et al. 2016, *MNRAS*, 462, S195
Tennyson, J. & Yurchenko, S. N. 2012, *MNRAS*, 425, 21
Vazan, A., Helled, R., & Guillot, T. 2018, *A&A*, 610, L14
von Zahn, U., Hunten, D. M., & Lehmacher, G. 1998, *J. Geophys. Res.*, 103, 22815
Webster, C. R., Mahaffy, P. R., Flesch, G. J., et al. 2013, *Science*, 341, 260
Wong, M. H., Atreya, S. K., Mahaffy, P. N., et al. 2013, *Geophys. Res. Lett.*, 40, 6033
Wong, M. H., Mahaffy, P. R., Atreya, S. K., Niemann, H. B., & Owen, T. C. 2004, *Icarus*, 171, 153
Zarkov, V. N. & Trubitsyn, V. P. 1978, *Physics of planetary interiors*

Appendix A: Corner plot of models using MH13* and including a radiative zone

Figure A.1 shows the posterior distributions of the MCMC simulations using the MH13* EOS (Militzer & Hubbard 2013), including a radiative zone and an inverted Z-gradient .

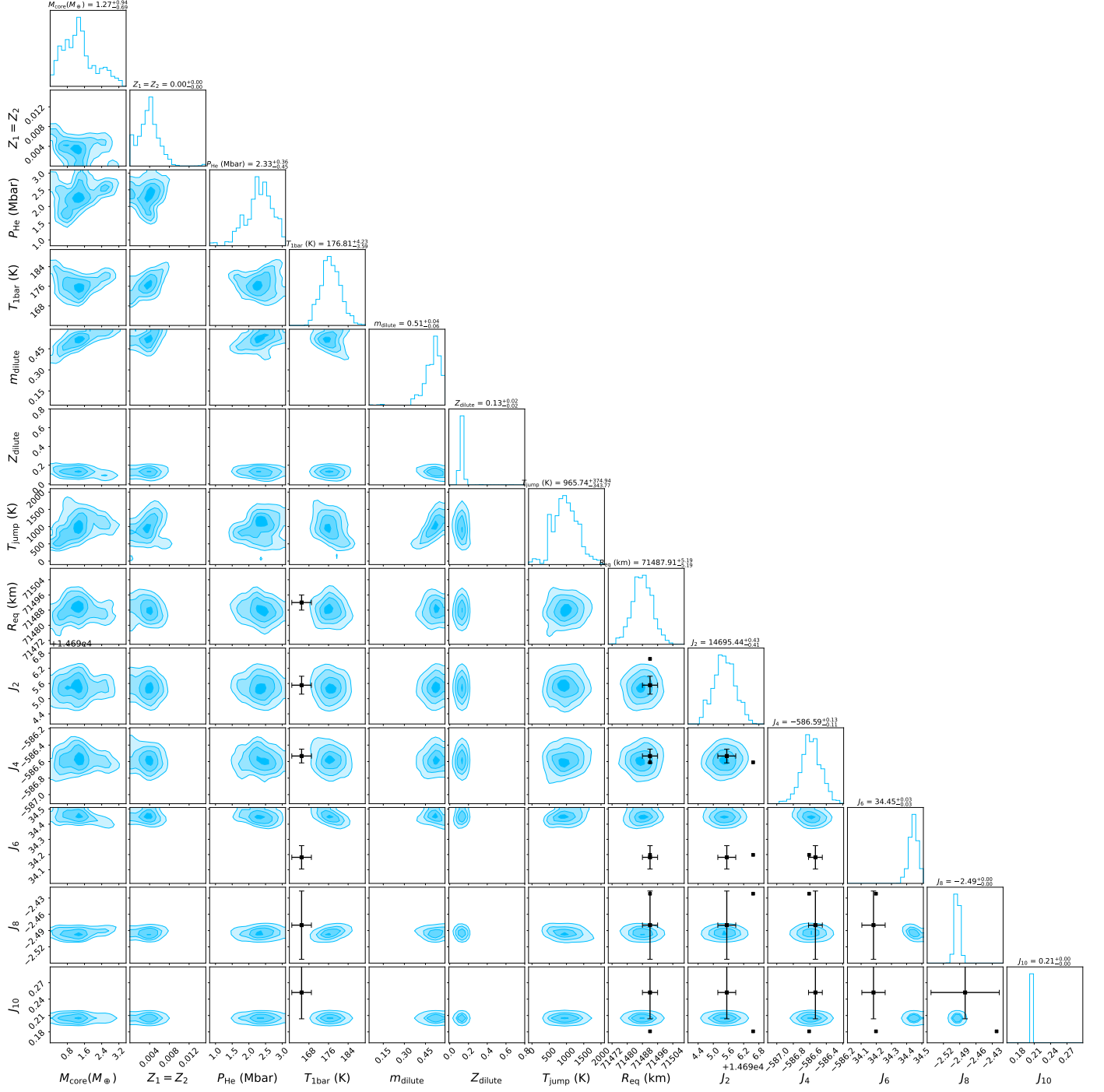


Fig. A.1. Posterior distributions obtained with the MH13* EOS (Militzer & Hubbard 2013), including a radiative zone (opacities multiplied by 5). The black points correspond to the measured J_{2n} by Juno. The black error bars correspond to Juno’s measurements accounting for differential rotation for the J_{2n} and Galileo’s measurement for $T_{1\text{bar}}$.

Appendix B: Additional details and references for isotopic ratios of $^{15}\text{N}/^{14}\text{N}$ and D/H, used in Fig. 3

This appendix lists the references used to plot the isotopic ratios shown on Fig. 3. Jupiter's data are coming from Galileo (Mahaffy et al. 1998; Owen et al. 2001): $\text{D}/\text{H} = (2.6 \pm 0.7) \times 10^{-5}$ and $^{15}\text{N}/^{14}\text{N} = (2.3 \pm 0.3) \times 10^{-3}$. Protosolar values are from Marty et al. (2011); Geiss & Gloeckler (2003). Earth's data are from Anders & Grevesse (1989); Michael (1988). Mars' data are from Mathew & Marti (2001) and Wong et al. (2013); Webster et al. (2013) respectively for its interior and its atmosphere. The D/H of the interior is a lower limit as large variations are measured in martian meteorites (Saito & Kuramoto 2020). Saturn's data are from Lellouch et al. (2001); Fletcher et al. (2014): $\text{D}/\text{H} = 1.7^{+0.75}_{-0.45} \times 10^{-5}$ and $^{15}\text{N}/^{14}\text{N} = 2.8 \times 10^{-3}$. The $^{15}\text{N}/^{14}\text{N}$ value is an upper limit. Titan's data are from Niemann et al. (2010); Abbas et al. (2010). For meteorites, bulk isotopic ratios (*squares*) and values in insoluble organic matter (IOM) (*triangles*) are displayed. Here are shown data for various types of chondrites (CI, CM, CO, CR, CV) from Kerridge (1985); Aléon (2010). Data for 5 comets (103P/Hartly, C/2009 P1 Garradd, C/1995 O1 Hale-Bopp, 8P/Tuttle and C/2012 F6 Lemmon, from left to right) are displayed, taken from Manfroid et al. (2009); Biver et al. (2016); Shinnaka et al. (2016); Lis et al. (2019) and Bockelée-Morvan et al. (2015) and references therein. We mention that the average $^{15}\text{N}/^{14}\text{N}$ value for 21 comets has been found to be 0.007 ± 0.001 (Manfroid et al. 2009).