

Training A Multi-stage Deep Classifier with Feedback Signals

Chao Xu^{♣*} Yu Yang^{♣*} Rongzhao Wang[♣] Guan Wang[♣] Bojia Lin[♣]

[♣]Microsoft, Suzhou, China

[♣]Microsoft, Beijing, China

{xuchao, yanyu, rongzhao.wang, guwang, bojial}@microsoft.com

Abstract

Multi-Stage Classifier (MSC) - several classifiers working sequentially in an arranged order and classification decision is partially made at each step - is widely used in industrial applications for various resource limitation reasons. The classifiers of a multi-stage process are usually Neural Network (NN) models trained independently or in their inference order without considering the signals from the latter stages. Aimed at two-stage binary classification process, the most common type of MSC, we propose a novel training framework, named Feedback Training. The classifiers are trained in an order reverse to their actual working order, and the classifier at the later stage is used to guide the training of initial-stage classifier via a sample weighting method. We experimentally show the efficacy of our proposed approach, and its great superiority under the scenario of few-shot training.

1 Introduction

The state-of-the-art deep neural networks have equipped a various of applications with much better quality, especially the emergence of Bert, a Transformer(Vaswani et al., 2017)-based pre-training language model, and a series of its derivatives (Brown et al., 2020; Lan et al., 2019). Their great success is mainly due to its scalability to encode large-scale data and to maneuver billions of model parameters. However, it is rather difficult to deploy them to real-time products such as Fraud Detection (Sena-tor et al., 1995; Kirkland et al., 1999), Search and Recommendation systems (Covington et al., 2016; Ren et al., 2021), and many mobile applications, not only because of the high computational complexity but also the large memory requirements.

Several techniques are developed to make the trade-off between performance and model scale. Knowledge Distillation (KD) (Hinton et al., 2015;

Sanh et al., 2019) is the most empirically successful approach used to transfer the knowledge learnt from a heavy Teacher to a more light-weight and faster Student. Besides, Pruning (Han et al., 2015; Frankle and Carbin, 2018) and Quantization (Han et al., 2015; Chen et al., 2020) further compress deep models even smaller. In many practical situations, however, we need super tiny models to meet the demanding memory and latency requirements, which would inevitably suffer serious performance degradation.

From another perspective, multi-stage classification system (Trapeznikov et al., 2012) is widely used to reduce the opportunity of calling the deep and cumbersome models by filtering out some or even most of the input samples using simpler and faster models trained with limited data and easier features. In a multi-stage system, light-weight models such as SVM, Logistic Regression or k-Nearest Neighbors are used as earlier stage classifiers, classifying the samples (usually relatively easier negative ones) based on simple or easily accessible features, and leaving indeterminate ones for later. Models of later stages need to be heavier to deal with harder samples as well as more complex and costly features. A two-stage working mechanism is simply shown in Figure 1(a).

In several practical multi-stage applications, as shown in Figure 1(b) and (c), classifiers in different stages are trained independently or sequentially without considering the relationships among them (Isler et al., 2019; Kruthika et al., 2019).

To build tighter connections between classifiers in a multi-stage system for better collaboration, most exist methods (Mendes et al., 2020; Qi et al., 2019; Sabokrou et al., 2017; Zeng et al., 2013) jointly optimize the multi-stage classifiers in a way like cascade, allowing the contextual information to be transferred from earlier stages to later. However, most of them primarily consider classification accuracy rather than latency, and therefore would

*Both authors contributed equally in the paper.

not make the classification decisions until the final stage.

In this paper, we consider to further explore how to forge closer connections between classifiers in a two-stage classification problem. We propose a novel training framework, called Feedback Training, where the whole decision-making pipeline is consisted of two classifiers, a extremely lightweight Pre-classifier followed by a relatively heavier Main-classifier. Different from existing methods, these two models are trained in the reverse order of inference, that is, the first-stage model would be trained under the guidance of the second-stage one through a sample weighting method. The capacity of Pre-classifier is more effectively explored by considering the learning results of Main-classifier.

Our contributions can be summarized threefold:

- 1) We propose a novel training framework for two-stage classification applications.
- 2) We discuss a sample weighting method that assists Pre-classifier learn according to its preference.
- 3) We verify our approach on two data sets that it outperforms baseline models significantly and shows greater superiority under few-shot scenario.

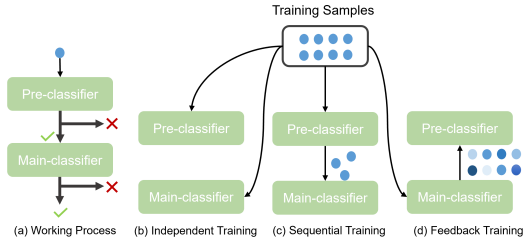


Figure 1: Working process and different training strategies for two-stage classifiers. We use the terms Pre-classifier and Main-classifier to denote the classifiers working at 1st and 2nd stages. (a) The two classifiers work sequentially: only samples passed Pre-classifier would be fed into heavier Main-classifier for final decision, otherwise would be judged as negative without calling Main-classifier. (b) Independent Training: all classifiers are trained independently without. (c) Sequential Training: Classifiers are trained in their working order. Only samples passed Pre-classifier would be fed into Main-classifier for training. (d) Feedback Training: Classifiers are trained in their reverse order of inference. Pre-classifier assigns different attention to different samples through the proposed sample weighting approach.

2 Preliminaries

We consider a binary classification problem with the training set $\mathcal{D} = \{(x_1, y_1), \dots, (x_n, y_n)\}$, where x_i denotes i^{th} observed training sample paired with its label $y_i \in \{0, 1\}$. In a m-stage process, there are a series of predictive functions, $\mathcal{F} = \{f_{\theta_j}(\cdot) | j = 1, 2, \dots, m\}$ working in the given order. The j^{th} predictive function is parameterized by θ_j . The classification decision is partially made in each step. One popular design is to filter out negative samples as many as possible in earlier stages and leaving the positive ones to the end for final decision. If classifiers are trained independently without considering the others, each one is trained by optimizing the basic Cross-Entropy loss as in Eq.1:

$$\mathcal{L}(f_{\theta_j}(\cdot)) = -\frac{1}{n} \sum_{i=1}^n \mathcal{L}_{CE}(y_i, f_{\theta_j}(x_i)) \quad (1)$$

$$\mathcal{L}_{CE}(y, \hat{y}) = y \cdot \log \hat{y} + (1 - y) \cdot \log(1 - \hat{y}) \quad (2)$$

We also define a set of thresholds $\mathcal{T} = \{th_j | j = 1, 2, \dots, m\}$ for each classifier. During inference, samples whose predictive scores are lower than corresponding thresholds would be judged as negative, and would not be sent to the next stage.

In sequential training, only the samples that pass all the previous classifiers are fed into the next stage for training. We formally define an indicator function $\mathbb{I}_i^j = \mathbb{1}\{\forall_{k < j} \text{Score}_i^k > th_k\}$ to denote whether x_i would be used to train the j^{th} classifier. Score_i^k is the predictive score of k^{th} classifier for x_i . Hence the total samples used to train $f_{\theta_j}(\cdot)$ is $\tilde{n}_j = \sum_{i=1}^n \mathbb{I}_i^j$. Then we optimize Eq.3:

$$\mathcal{L}(f_{\theta_j}(\cdot)) = -\frac{1}{\tilde{n}_j} \sum_{i=1}^n \mathbb{I}_i^j \cdot \mathcal{L}_{CE}(y_i, f_{\theta_j}(x_i)) \quad (3)$$

3 Feedback learning

3.1 Background and Motivation

Nowadays, classification problems are becoming easier, achieving high performance simply by fine-tuning those pre-made large-scale language models with enough high quality observed samples. However, serving those heavy models in practical applications is quite challenging due to their demanding requirements for memory and latency. Therefore, we design a multi-stage classifier for faster inference.

Aimed at binary classification problems, our decision system consists of two networks combined,

as demonstrated in Figure 1(d). Pre-classifier is a light-weight Logistic Regression model running on all input and tries its best to identify positive samples and meanwhile filter out as many negative ones as possible. The Main-classifier is a Transformer-base heavier network. Samples passed first-stage are potentially positive or ambiguous ones and would be fed into Main-classifier for final judgement. Similar workflows are widely used practically. One common learning strategy is to straightforwardly train the Main-classifier only with samples passed Pre-classifier. However, this method arises a dual funnel (Mendes et al., 2020) issue where a great number of samples are filtered out by the initial stage and the Main-classifier trained on this bias data set would lose its generalization ability.

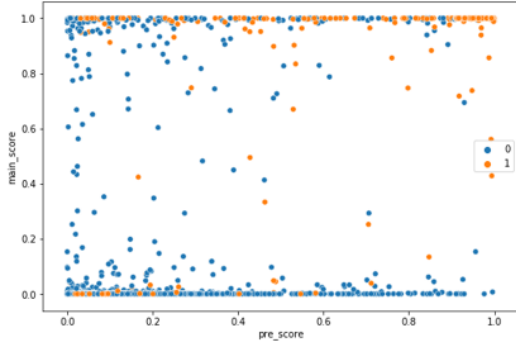


Figure 2: Scores predicted by Main-classifier and Pre-classifier.

If classifiers are trained independently, there would be an inconsistency problem as shown in Figure 2. Some positive cases passed Pre-classifier may be rejected by Main-classifier (useless recall), while some other positive cases rejected by Pre-classifier are highly scored by Main-classifier (potentially valuable recall). If Pre-classifier rotates the scoring preference of these two kinds of cases, the overall performance would be improved. The same is true for negative samples. Therefore, modeling this preference is undoubtedly useful for the overall performance, even without improving the accuracy of the classifiers. To this end, we propose the Feedback Training, a reversed order training framework, as described in the next section.

3.2 Feedback Training Framework

Main-classifier In order to maintain the generalization performance of the Main-classifier, we train it independently in the first place on full training dataset with Cross-Entropy loss as shown in Eq.1.

Pre-classifier To better collaborate with the Main-classifier in a combined pipeline with its limited capacity, the Pre-classifier is trained with the following learning preferences:

- Pass positive samples and pay more attention to the samples could be identified by Main-classifier.
- Filter out negative samples and those could not be identified by Main-classifier (whether they are positive or negative).

Modeling the above-mentioned learning preferences of Pre-classifier is not easy as it doesn't have a formal mathematical definition, but Machine Learning is essentially an optimization process that requires a definite objective. To address this problem, we use a sample weighted loss function as Eq.4.

$$\mathcal{L}(y_i, f_{\theta_j}(x)) = -\frac{1}{n} \sum w(s_i) \cdot \mathcal{L}_{CE}(y_i, f_{\theta_j}(x_i)) \quad (4)$$

where $w(s_i)$ is the sample weight of x_i based on the prediction $Score_i^{main}$ (s_i for simplification in the formula) of Main-classifier.

3.3 Weighted Sampling

To embody the above-mentioned learning preferences, following points are considered for the design of our sample weighting approach:

- For Positive samples, Pre-classifier is expected to focus more on the samples with high $Score^{main}$, for the reason that samples with low $Score^{main}$ are supposed to be rejected by Main-Classifier even they pass the Pre-classifier.
- For negative samples, it's more important for the ones with high $Score^{main}$ as it might also be accepted by Main-classifier.
- If one sample's $Score^{main}$ is hugely high, they are important, but it should not be weighted unlimited high.
- The weights for negative samples should have a lower bound in case too many of them are weighted near 0 as most of them are supposed to be scored very low by Main-classifier.

These principles can be formulated as in Eq.5 and the curves are shown in Figure 3.

$$w(s) = \begin{cases} \min(\sigma(s - 0.5, t_{pos}, a_{pos}), w_{max}) & y = 1 \\ \min(w_{neg_min} + \sigma(s - 0.5, t_{neg}, a_{neg}), w_{max}) & y = 0 \end{cases} \quad (5)$$

$$\sigma(z, t, a) = \frac{a}{1 + \exp(-\frac{z}{t})} \quad (6)$$

where t is the temperature parameter, controlling the steep degree of the weighting function, w_{max} and w_{neg_min} denote the upper bound of all samples and the lower bound of negative samples. Besides, a is the attention intensity, controlling the theoretic fluctuation range of our weighting method. We force the model to pay more attention to the positive samples by setting $a_{pos} = 2$ and $a_{neg} = 1$.

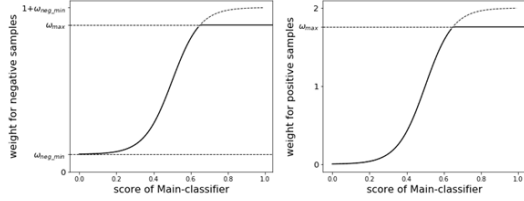


Figure 3: Sample weighting curves for negative and positive samples.

4 Experiments and Results

4.1 Experimental Setup

In this section, we describe the settings of our experiments.

Datasets The proposed approach is empirically verified on two data sets.

1) Task Extraction is to judge whether one input sentence is a Commitment you made or a Request from others. We have training samples in 4 languages (PT, IT, FR, DE), each consists of 50K sentences machine translated from English. Evaluation samples are organic sentences from Enron (Klimt and Yang, 2004) emails and bad cases from user feedback, both annotated manually, 20K per language.

2) Yahoo! Answers (Xiang Zhang and Lecun, 2015) topic classification dataset has 10 main categories, each class contains 140,000 training samples and 6,000 testing samples. To take use of it in our binary classification scenario, we only consider class "Society & Culture" as positive while all others as negative. Only the "Answer" column is retained as the input of models. Besides, samples less than 5 tokens are filtered out. There are 1,460,000 (146,000 X 10) samples in total and they are split into 8:1:1 for training, validation and evaluation.

Experiment Setup

Baselines: we consider the Independent and Sequential Training as our baseline. Both frameworks

share the same model architectures and settings with Feedback Training.

Comparison Method: Generally, the direct output of a binary classification model is a score, and we choose a threshold to decide whether it is positive or negative. In our two-stage Classifier, We define the term PassRate to denote the proportion of test samples passing through the Pre-classifier. For the sake of fairness, the PassRate for Pre-classifiers in Baseline and Treatments are set to be the same. In other words, they call the same times of Main-classifier and consumed the same computation resource.

Implementation

- **Pre-classifier:** a Logistic Regression model trained by scikit-learn(0.24.1), using 30k token and Bi-gram features. The 30k features are selected using chi2-score from all tokens and Bi-gram features. Besides, balanced class weighting method(King and Zeng, 2001) is adopted to compare unbalance distribution of class labels. Other hyper-parameters keep default.

- **Main-classifier:** a 12-layer Transformer-based model plus a softmax classification head, which has been pre-trained based on InfoXLM (Chi et al., 2021), an XLM-Roberta (Conneau et al., 2020) equivalent multi-lingual models. The fine-tuning is conducted by minimizing Cross-Entropy loss with Adam (Kingma and Ba, 2014) (lr = 0.00005) and batch size of 64. It is a multi-lingual model which is shared by all languages when multiple languages are involved. The threshold of Main-classifier is 0.5.

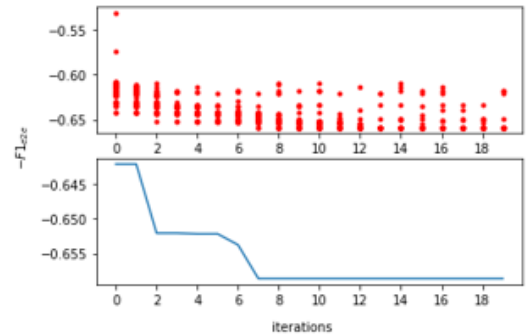


Figure 4: Optimization process of Feedback learning on Task Extraction Italian dataset.

- **Genetic Algorithm (GA):** As the numerical optimization method is highly dependent on initialization and the underivable objective function is easy to be caught in abnormal solution. The t_{pos} , t_{neg} , w_{neg_min} , w_{max} are searched by Genetic Al-

Lang.	R_{pre}	P_{main}	R_{main}	$F1_{e2e}$
DE	0.6720	0.6988	0.8909	0.6449
	0.6720	0.7010	0.9004	0.6495
	0.6943	0.7214	0.9266	0.6801
FR	0.5946	0.5830	0.8977	0.5573
	0.5946	0.5681	0.8920	0.5292
	0.6047	0.5962	0.8994	0.5789
IT	0.6154	0.6538	0.9296	0.6102
	0.6154	0.6609	0.8984	0.6021
	0.6971	0.6585	0.9310	0.6537
PT	0.7168	0.6976	0.9259	0.6802
	0.7168	0.6958	0.9320	0.6817
	0.7301	0.7218	0.9272	0.7143

Table 1: Results on Task Extraction for different languages. In each group, the three lines denote the results of Independent, Sequential and Feedback Training. P and R denote precision and recall Metrics footnoted with 'pre', 'main' and 'e2e' denote the performance of Pre-classifier, Main-classifier and the whole workflow.

gorithm (using scikit-opt library) with the objective to maximize the $F1_{e2e}$ on validation set. Figure 4 shows an example of this optimization process for language Italian on Task Extraction dataset.

Evaluation Metrics we compare the performance of the multi-stage Classifiers in terms of F1, the geometric average of Precision(P) and Recall(R), which are independent of the distribution of class labels. The precision of the whole pipeline equals that of the Main-classifier in the final stage while the pipeline recall equals the production of that of all classifiers.

4.2 Results and Analysis

Task Extraction We summarize the experimental results on the test set in 4 languages in Table 1, comparing the proposed Feedback Training framework with Independent and Sequential Training. For each language, the PassRate of Pre-classifier is the same for the control and treatment models. With Feedback Training, the e2e performances are consistently better than these of baseline in all 4 languages, demonstrating the proposed training strategy allows the whole pipeline to collaborate better than other training strategies. Sequential Training performs even worse than Independent Training for the reason that most of training samples are filtered out by Pre-classifier and the Main-model tends to overfit over the small number of the survived samples.

PassRate	R_{pre}	P_{main}	R_{main}	$F1_{e2e}$
0.2	0.6161	0.7059	0.5159	0.4383
	0.6194	0.7244	0.5477	0.4462
0.3	0.7242	0.7009	0.4487	0.4440
	0.7393	0.7167	0.4543	0.4574
0.4	0.8034	0.6987	0.4095	0.4473
	0.7914	0.6923	0.4210	0.4499
0.5	0.8706	0.6952	0.3823	0.4502
	0.8857	0.6932	0.3825	0.4551

Table 2: Experiments on Yahoo! Answer with different PassRates of Pre-classifier. In each group, the two lines denote the results of Independent and Feedback Training. The same goes for all the tables below.

Yahoo! Answer We further compare the proposed approach with Independent Training on this open-source dataset. Table 2 shows Feedback Training outperforms baseline in case of all PassRate of Pre-classifier. More notably, the smaller the PassRate, the greater the advantage. Examining the experiments with PassRate equals to 0.2 or 0.4, although the recall of Pre-classifier remains unchanged under Feedback framework, the Main-classifier gets significant improvement. This demonstrates that Feedback method indeed learns to pass more samples that the Main-classifier can better deal with.

Experimental results under fewshot scenario are summarized in Table 3. Pre-classifiers are trained with 1% to 10% training data while Main-classifiers are trained with full training set. The Feedback Training shows superiority over the baseline, especially when less than 5% data is used to train Pre-classifier. The e2e gain of Feedback Training mainly derives from the much higher recall of Pre-classifier. Instead of focusing on the classification accuracy, the Pre-classifier is forced to pay more attention to recall more positive samples and meanwhile to avoid opposite forces from some hard negative samples that even can not be distinguished by Main-classifier.

More thorough fewshot experiments are conducted by using different proportion of data to train both Pre-classifier and Main-classifier, the results are shown in Table 4. The proposed approach still shows its advantages for the following reasons: (1) Main-classifier trained with fewer samples tends to score higher to the test data (experimentally, as the input samples for Main-classifier are those passed Pre-classifier, and the Main-classifier here is worse than the one trained with full dataset. Hence it can

DataPortion	P_{pre}	R_{pre}	P_{Main}	R_{Main}	R_{e2e}	$F1_{e2e}$
1%	0.1604	0.4797	0.7128	0.4549	0.2182	0.3342
1%	0.1666	0.6416	0.7174	0.4742	0.3042	0.4272 (+27.84%)
2%	0.1731	0.5158	0.7355	0.4742	0.2446	0.3671
2%	0.1771	0.6668	0.7117	0.4856	0.3237	0.4450 (+21.23%)
5%	0.1904	0.5675	0.7210	0.4686	0.2661	0.3886
5%	0.2244	0.6686	0.7075	0.4693	0.3138	0.4348 (+11.89%)
10%	0.2017	0.6011	0.7191	0.4607	0.2861	0.4094
10%	0.2088	0.7179	0.7019	0.4665	0.3349	0.4535 (+10.77%)

Table 3: Results of using different proportion of data to train Pre-classifier on Yahoo Answer dataset. The Pre-classifiers are trained with 1% to 10% training data while Main-classifiers is trained with full training set. PassRate of Pre-classifier is 0.3.

DataPortion	P_{pre}	R_{pre}	P_{Main}	R_{Main}	R_{e2e}	$F1_{e2e}$
5%	0.1904	0.5676	0.6676	0.4990	0.2832	0.3977
5%	0.2007	0.7032	0.6560	0.5065	0.3562	0.4617 (+16.10%)
10%	0.2017	0.6011	0.6721	0.4854	0.2918	0.4069
10%	0.2110	0.7148	0.6574	0.5011	0.3582	0.4637 (+13.96%)
25%	0.2191	0.6530	0.7290	0.4476	0.2923	0.4173
25%	0.2162	0.7352	0.7175	0.4433	0.3259	0.4482 (+7.41%)
50%	0.2173	0.7180	0.7627	0.3984	0.2861	0.4161
50%	0.2165	0.7348	0.760	0.3959	0.2909	0.4208 (+1.13%)

Table 4: Results of using different proportion of data to train both Pre-classifier and Main-classifier on Yahoo Answer dataset.

not detect negative samples well and tend to give higher scores overall), thus acquires higher recall; (2) As the Main-classifier has higher recall, and the target of GA is to maximize the $F1_{e2e}$, therefore the learned Pre-classifier also prefers to acquire higher recall with the sacrifice of precision more intensively. With the combined effects of these two reasons, the power of Feedback Training is amplified. This result indicates that Feedback Training is very useful when the training data is scarce.

5 Conclusions

This paper proposes a novel learning framework, Feedback Training, to improve the end-to-end performance of two-stage Classifier, the most common type of MSC. Experiments on both Task Extraction and Yahoo! Answer demonstrate the superior performance of the proposed approach and it becomes more advantageous when it comes to few-shot training scenario, reducing the requirements on the number of training samples for Pre-classifier in a great extent when a Main-classifier is given. The proposed Feedback Training method works only on two-stage binary-classification system, further work should be carried out to extend this ap-

proach to multi-stage multi-classification scenario.

References

- Tom Brown, Benjamin Mann, Nick Ryder, Melanie Subbiah, Jared D Kaplan, Prafulla Dhariwal, Arvind Neelakantan, Pranav Shyam, Girish Sastry, Amanda Askell, et al. 2020. Language models are few-shot learners. *Advances in neural information processing systems*, 33:1877–1901.
- Ting Chen, Lala Li, and Yizhou Sun. 2020. Differentiable product quantization for end-to-end embedding compression. In *International Conference on Machine Learning*, pages 1617–1626. PMLR.
- Zewen Chi, Li Dong, Furu Wei, Nan Yang, Saksham Singhal, Wenhui Wang, Xia Song, Xian-Ling Mao, Heyan Huang, and Ming Zhou. 2021. [InfoXLM: An information-theoretic framework for cross-lingual language model pre-training](#). In *Proceedings of the 2021 Conference of the North American Chapter of the Association for Computational Linguistics: Human Language Technologies*, pages 3576–3588, Online. Association for Computational Linguistics.
- Alexis Conneau, Kartikay Khandelwal, Naman Goyal, Vishrav Chaudhary, Guillaume Wenzek, Francisco Guzmán, Edouard Grave, Myle Ott, Luke Zettlemoyer, and Veselin Stoyanov. 2020. [Unsupervised](#)

- cross-lingual representation learning at scale. In *Proceedings of the 58th Annual Meeting of the Association for Computational Linguistics*, pages 8440–8451, Online. Association for Computational Linguistics.
- Paul Covington, Jay Adams, and Emre Sargin. 2016. Deep neural networks for youtube recommendations. In *Proceedings of the 10th ACM conference on recommender systems*, pages 191–198.
- Jonathan Frankle and Michael Carbin. 2018. The lottery ticket hypothesis: Finding sparse, trainable neural networks. *arXiv preprint arXiv:1803.03635*.
- Song Han, Huizi Mao, and William J Dally. 2015. Deep compression: Compressing deep neural networks with pruning, trained quantization and huffman coding. *arXiv preprint arXiv:1510.00149*.
- Geoffrey Hinton, Oriol Vinyals, and Jeff Dean. 2015. Distilling the knowledge in a neural network. *arXiv preprint arXiv:1503.02531*.
- Yalcin Isler, Ali Narin, Mahmut Ozer, and Matjaž Perc. 2019. Multi-stage classification of congestive heart failure based on short-term heart rate variability. *Chaos, Solitons & Fractals*, 118:145–151.
- Gary King and Langche Zeng. 2001. Logistic regression in rare events data. *Political Analysis*, 9:137–163.
- Diederik Kingma and Jimmy Ba. 2014. Adam: A method for stochastic optimization. *International Conference on Learning Representations*.
- J Dale Kirkland, Ted E Senator, James J Hayden, Tomasz Dybala, Henry G Goldberg, and Ping Shyr. 1999. The nasd regulation advanced-detection system (ads). *AI Magazine*, 20(1):55–55.
- Bryan Klimt and Yiming Yang. 2004. The enron corpus: A new dataset for email classification research. In *Machine Learning: ECML 2004*, pages 217–226, Berlin, Heidelberg. Springer Berlin Heidelberg.
- KR Kruthika, HD Maheshappa, Alzheimer’s Disease Neuroimaging Initiative, et al. 2019. Multistage classifier-based approach for alzheimer’s disease prediction and retrieval. *Informatics in Medicine Unlocked*, 14:34–42.
- Zhenzhong Lan, Mingda Chen, Sebastian Goodman, Kevin Gimpel, Piyush Sharma, and Radu Soricut. 2019. Albert: A lite bert for self-supervised learning of language representations. *arXiv preprint arXiv:1909.11942*.
- Andre Mendes, Julian Togelius, and Leandro dos Santos Coelho. 2020. Multi-stage transfer learning with an application to selection process. *arXiv preprint arXiv:2006.01276*.
- Tangquan Qi, Yong Xu, and Haibin Ling. 2019. Tourism scene classification based on multi-stage transfer learning model. *Neural computing and applications*, 31(8):4341–4352.
- Ruiyang Ren, Yingqi Qu, Jing Liu, Wayne Xin Zhao, Qiaoqiao She, Hua Wu, Haifeng Wang, and Ji-Rong Wen. 2021. Rocketqav2: A joint training method for dense passage retrieval and passage re-ranking. *arXiv preprint arXiv:2110.07367*.
- Mohammad Sabokrou, Mohsen Fayyaz, Mahmood Fathy, and Reinhard Klette. 2017. Deep-cascade: Cascading 3d deep neural networks for fast anomaly detection and localization in crowded scenes. *IEEE Transactions on Image Processing*, 26(4):1992–2004.
- Victor Sanh, Lysandre Debut, Julien Chaumond, and Thomas Wolf. 2019. Distilbert, a distilled version of bert: smaller, faster, cheaper and lighter. *arXiv preprint arXiv:1910.01108*.
- Ted E Senator, Henry G Goldberg, Jerry Wooton, Matthew A Cottini, AF Umar Khan, Christina D Klinger, Winston M Llamas, Michael P Marrone, Raphael WH Wong, et al. 1995. The fincen artificial intelligence system: Identifying potential money laundering from reports of large cash transactions. In *IAAI*, pages 156–170.
- Kirill Trapeznikov, Venkatesh Saligrama, and David Castañón. 2012. Multi-stage classifier design. In *Asian conference on machine learning*, pages 459–474. PMLR.
- Ashish Vaswani, Noam Shazeer, Niki Parmar, Jakob Uszkoreit, Llion Jones, Aidan N Gomez, Łukasz Kaiser, and Illia Polosukhin. 2017. Attention is all you need. In *Advances in neural information processing systems*, pages 5998–6008.
- Junbo Zhao Xiang Zhang and Yann Lecun. 2015. Character-level convolutional networks for text classification. *Advances in Neural Information Processing Systems*, 2015-January:649–657.
- Xingyu Zeng, Wanli Ouyang, and Xiaogang Wang. 2013. Multi-stage contextual deep learning for pedestrian detection. In *Proceedings of the IEEE International Conference on Computer Vision*, pages 121–128.