

Slow-rolling scalar dynamics and as solution for the Hubble tension

G. Montani,^{a,b} N. Carlevaro,^a M.G. Dainotti^{c,d,e}

^aENEA, Fusion and Nuclear Safety Department, C.R. Frascati,
Via E. Fermi 45, 00044 Frascati (Roma), Italy

^bPhysics Department, “Sapienza” University of Rome,
P.le Aldo Moro 5, 00185 Roma, Italy

^cDivision of Science, National Astronomical Observatory of Japan,
2-21-1 Osawa, Mitaka, Tokyo 181-8588, Japan

^dThe Graduate University for Advanced Studies (SOKENDAI),
Shonankokusaimura, Hayama, Miura District, Kanagawa 240-0115

^eSpace Science Institute, Boulder, CO, USA

E-mail: giovanni.montani@enea.it

Abstract. We construct a theoretical framework to interpret the Hubble tension by means of a slow-rolling dynamics of a self-interacting scalar field. In particular, we split the Friedmann equation in order to construct a system for the three unknowns, corresponding to the Hubble parameter H , the scalar field ϕ and its self-interaction potential V , as functions of the redshift. In the resulting picture, the vacuum energy density is provided by a constant term in the potential $V(\phi)$, while the corresponding small kinetic term is responsible for reproducing the apparent variation of the Hubble constant H_0 with the redshift. The emerging solution depends on two free parameters, one of which is fixed to account for the discrepancy between the values of H_0 as measured by the Super Nova Ia Pantheon sample and the Planck satellite data, respectively. The other parameter is instead determined by a fitting procedure of the apparent Hubble constant variation across the data corresponding to a 40 bin analysis of the Super Nova Pantheon sample, in each of which H_0 has been independently determined. The fundamental result of the present analysis is the emerging Hubble parameter as function of the redshift, which correctly takes the Super Nova Ia prediction at $z = 0$ and naturally approaches the profile predicted by a flat Λ CDM model corresponding to the cosmological parameters detected by Planck. It is remarkable that this achievement is reached without reducing the Super Nova Ia data to a single point for determining $H(z = 0)$, but accounting for the distribution over their redshift interval of observation, via the binned analysis.

Contents

1	Introduction	1
2	Slow-rolling dynamics	2
3	Paradigm for the Hubble tension	3
4	The Data sample and the fitting	5
5	Concluding remarks	9

1 Introduction

The most relevant puzzle emerged in recent years in Precision Cosmology is the ($4.9\ \sigma$) inconsistency between the detection of the value of the Hubble constant H_0 from near sources, like the Pantheon and the Pantheon+ samples of the Type Ia Supernovae (SNe Ia) [1–3], and from the Cosmic Microwave Background (CMB) data, taken by the Planck Satellite [4]: this discrepancy is commonly dubbed *Hubble tension* [5]. In this respect, for a data analysis which reduces the error bars for the Pantheon+ sample, so enforcing the tension, see [6, 7].

An important issue in the understanding of the Hubble tension came out in [8], where it was shown that, for the SN Ia Pantheon sample, the value of H_0 does not remain constant within 2σ confidence level. The obtained effective profile $H_0 \rightarrow \mathcal{H}_0(z)$ emerged from a binned analysis, which separated the total sample into equipopulated redshift (dubbed z) intervals. For an extension of this analysis, which makes allowance for varying the cosmological parameters, see [9]. Furthermore, correlated analyses providing information about the non-constant character of H_0 over the SN Ia samples can be found in [10–13]. The specific behavior determined in [8] was of the form $\mathcal{H}_0(z) = H_0(1+z)^{-\alpha}$, where α is a parameter of the order of magnitude 10^{-2} . A model to provide a theoretical explanation to such a decaying behavior has been developed in [14]. This implements a metric $f(R)$ -gravity in the Jordan frame [15, 16], using the emerging non-minimally coupled scalar field to account for the H_0 variation with the redshift. A similar study, which however includes dynamical dark energy in the system evolution [17], can be found in [18] (there, \mathcal{H}_0 rapidly decays and the Hubble tension disappears already at redshift $\simeq 5$ - up to $z \simeq 2$ when accounting for the errors). For other approaches to provide an explanation for the Hubble tension in $f(R)$ -gravity see [19, 20] and studies of the role that the local Universe inhomogeneities could play in the tension solution can be found in [8].

Here, we propose a different theoretical scenario, based on an external minimally coupled scalar field which, performing a slow-rolling dynamics, is responsible, on one hand for reproducing a Λ CDM model and, on the other hand for rescaling the value of the Planck Hubble constant by a slow varying function with the redshift. More specifically, the scalar field potential has a dominant constant component, which is the source of the present day vacuum energy density, while the corresponding kinetic term induces the requested variation \mathcal{H}_0 . The final output of the model is a rescaling of the Planck H_0 value, which is reconciled with the SN Ia measurement at present days. Such \mathcal{H}_0 is different with respect to the profile predicted in [8], but it possesses the same essential features and phenomenological implications.

Using data associated to the binned analysis of the SN Ia Pantheon sample, we perform a fitting procedure to determine one of the two free parameter of the model, while the other one is determined by reproducing the required ratio between the H_0 values measured by SN Ia and by Planck. We also provide a comparison of the present model with the behavior $(1+z)^{-\alpha}$. The comparison of the two models is rather immediate and it turns out a statistic equivalence. However, the slow-rolling model here proposed appears a simpler solution to the Hubble tension than the $f(R)$ paradigm developed in [8, 14], and comparable in its capability to fit data with respect to the profile $(1+z)^{-\alpha}$.

Finally, having fixed both the free parameters of the model, we plot the Hubble parameter $H(z)$, which correctly takes in $z=0$ the value of the Hubble constant detected via SNe Ia and it also overlaps for larger redshift (already for $z \gtrsim 5$) the profile that is associated to a flat Λ CDM model specified for the Planck Satellite measured parameters. The remarkable feature of the comparison of our model with the data is that the information coming from the SN Ia sample is not compressed in providing only the value H_0 , but their distribution over the redshift is taken into account via the 40 bin data set we use in constraining one free parameter. In this respect, we stress that, by construction, $H(z)$ properly fits all the 40 points of the bin redshift distribution. We conclude by underlining how the proposed scenario combines together two valuable and novel aspects, i.e. the natural (phantom free) scalar matter proposal and a more detail comparison of the information contained in SN Ia Pantheon sample and the Planck data.

The paper is organized as follows. In Sec. 2, we address the Friedmann equation for a flat geometry by including in the dynamics a self interacting scalar field requiring its slow rolling behavior. In Sec. 3, the obtained dynamical system is solved by means of specific assumptions. We determine an expression of the Hubble function depending on two free parameter. One of them is directly set by assuming that the present day Hubble parameter $H(z=0)$ corresponds to H_0 measured by the SN Ia sample. Finally, we express H in terms of a flat Λ CDM model but with an effective Hubble constant which is now a function of the redshift. In Sec. 4, using the 40 bin data set we perform a fit procedure for the remaining free parameter and we compare the obtained behaviour with a power law scenario. Then we plot the Hubble parameter $H(z)$ to elucidate how our model is a reliable candidate to solve the Hubble tension. Concluding remarks follow.

2 Slow-rolling dynamics

We consider a flat Robertson-Walker geometry (accordingly to experimental constraints [21]), having the line element

$$ds^2 = -dt^2 + a^2(t)\delta_{ij}dx^i dx^j, \quad (2.1)$$

where $(i, j) = 1, 2, 3$, t denotes the synchronous time (we are in $c = 1$ units) and $a(t)$ is the cosmic scale factor, regulating the Universe expansion. We include into the dynamics a self-interacting scalar field $\phi(t)$, characterized by the potential $V(\phi)$ and a standard matter contribution $\rho_m = \rho_{0m}(a_0/a)^3$, where ρ_{0m} and a_0 denote the present day value (here and in the following denoted by the suffix 0) of the matter energy density and of the scale factor, respectively. The Friedmann equation (00-component of the Einstein equations) thus takes the following form:

$$H^2(t) \equiv \left(\frac{\dot{a}}{a(t)} \right)^2 = \frac{\chi}{3} \left[\frac{\rho_{0m} a_0^3}{a^3} + \frac{1}{2} \dot{\phi}^2 + V(\phi) \right], \quad (2.2)$$

where the dot indicates time differentiation, $H(t)$ is the Hubble parameter and χ denotes the Einstein constant. On the space-time described by the line element in Eq.(2.1), the scalar field dynamics is provided by the Klein-Gordon-like equation

$$\ddot{\phi} + 3H\dot{\phi} + \frac{dV}{d\phi} = 0. \quad (2.3)$$

The Universe dynamics is summarized by the two degrees of freedom $a(t)$ and $\phi(t)$ and we now implement in Eqs.(2.2) and (2.3) the requests to deal with a “slow-rolling behavior” of the scalar field, i.e. for ϕ in a given interval, we assume the following conditions:

$$V(\phi) = \rho_\Lambda + G(\phi), \quad \dot{\phi}^2/2 \ll V(\phi), \quad \ddot{\phi} \ll 3H\dot{\phi}, \quad (2.4)$$

where ρ_Λ denotes a constant energy density. Here $G(\phi)$ is a generic correction to a flat self-interaction potential to be determined via the model details. It is useful to stress that, in what follows, independently of their smallness, in Eq.(2.2) we retain both this potential corrections, as well as, the kinetic term, while in Eq.(2.3) we neglect the second time derivative of the scalar field. We thus rewrite Eqs.(2.2) and (2.3) as

$$H^2 = \frac{\chi}{3} \left(\frac{\rho_{0m} a_0^3}{a^3} + \rho_\Lambda \right) + \frac{\chi}{3} \left(\frac{1}{2} \dot{\phi}^2 + G(\phi) \right), \quad (2.5)$$

$$3H\dot{\phi} + \frac{dG}{d\phi} = 0, \quad (2.6)$$

respectively.

In the following, we analyze the two equations above having in mind the construction of a Λ CDM model, allowing for an explanation of the Hubble tension.

3 Paradigm for the Hubble tension

Let us describe the dynamics of the system in terms of the time variable $x \equiv \ln(1+z)$, where $z(t)$ is the redshift defined as $1+z(t) = a_0/a(t)$. We thus obtain the relation $(\dots)' = -H(\dots)'$, where the prime indicates derivative with respect to x .

In order to construct three equations for the three unknowns $H(x)$, $\phi(x)$, $G(x)$ (from the latter two, we can calculate $G(\phi)$), we require that the following condition holds:

$$H^2 \phi'^2 = -\beta G(\phi(x)), \quad (3.1)$$

where β is a free parameter of the model. In this framework, the dynamical equation for the scalar field, i.e. Eq.(2.6), can be restated as

$$3H^2 \phi'^2 = G', \quad (3.2)$$

and the system of Eqs.(3.1) and (3.2) can be solved obtaining the functional form of $G(x)$:

$$G(x) = G_0 e^{-3\beta x}, \quad G_0 = -\frac{1}{\beta} H_0^2 \phi_0'^2, \quad (3.3)$$

where we emphasize that H_0 here is a constant value of the present day ($x = z = t = 0$) Hubble parameter $H(0)$. This solution formally complete the model dynamics once substituted into the Friedman equation, i.e. Eq.(2.5), providing the evolution equation for $H(x)$.

Let introduce a normalizing fiduciary constant H_* . Using the expressions above, Eq.(2.5) can be finally recast as

$$H(x) = H_* \sqrt{\Omega_m^* e^{3x} + \Omega_\Lambda^* + \Omega_\phi^* e^{-3\beta x}}, \quad (3.4)$$

where we have defined the dimensionless constants

$$\Omega_m^* \equiv \frac{\chi \rho_{0m}}{3H_*^2}, \quad \Omega_\Lambda^* \equiv \frac{\chi \rho_\Lambda}{3H_*^2}, \quad \Omega_\phi^* \equiv \frac{\chi G_0}{3H_*^2} (1 - \beta/2). \quad (3.5)$$

Here Ω_m^* and Ω_Λ^* denote the matter and vacuum energy critical parameters, respectively. Ω_ϕ^* represents instead the corresponding contribution associated to the scalar field. We also stress that the consistency of the model requires the following relation: $\text{sign}(\Omega_\phi^*) = \text{sign}(1/2 - 1/\beta)$. In fact, the form of the scalar field $\phi(x)$ can be derived from its evolution equation: by using Eqs.(3.2), (3.3) and the expression of Ω_ϕ^* in Eq.(3.5), we obtain

$$\bar{\phi}' = \sqrt{\frac{H_*^2 \Omega_\phi^* e^{-3\beta x}}{(1/2 - 1/\beta) H(x)^2}}, \quad (3.6)$$

where we have defined the dimensionless potential $\bar{\phi} = \phi \sqrt{\chi/3}$.

The Hubble parameter evolution in Eq.(3.4) can be now specified for measured quantities having in mind a flat Λ CDM model. We introduce the following notation concerning the values of the Hubble constant H_0 via different sources: we denote by H_{0P} the measurement from the CMB by the Planck Satellite, while H_{0SN} indicates the value detected from the SNe Ia. Here, such quantities are taken as derived from a flat Λ CDM model with Ω_{0m}^P and Ω_{0m}^{SN} , respectively. In order to overcome the discrepancy between the detected values of the present day Hubble constant, let now impose that H_0 is obtained by the SNe Ia sample, and, at the same time, that the appropriate early time Universe behaviour is recovered, i.e. we set

$$H_0 = H_{0SN}, \quad H_* = H_{0P}. \quad (3.7)$$

Clearly, the early Universe evolution can be obtained only if $\beta > -1$, thus neglecting the contribution of Ω_ϕ^* at large x . In this scheme, we obtain

$$\Omega_m^* = \Omega_{0m}^P, \quad \Omega_\Lambda^* = (1 - \Omega_{0m}^P), \quad \Omega_\phi^* = \Omega_{0\phi} \equiv \chi G_0 (1 - \beta/2) / (3H_{0P}^2). \quad (3.8)$$

Moreover, following the consideration above, at $x = 0$ we require the relation

$$\Omega_{0m}^P + (1 - \Omega_{0m}^P) + \Omega_{0\phi} = H_{0SN}^2 / H_{0P}^2, \quad (3.9)$$

which formally defines $\Omega_{0\phi}$ and we recall that $H_{0SN} > H_{0P}$ (for a similar approach, see the discussion in [22]). In order to get a direct comparison with respect to a flat Λ CDM model, we now recast Eq.(3.4) as (from now on, we re-introduce the standard redshift z variable)

$$H(z) = \mathcal{H}_0(z) \sqrt{\Omega_{0m}^{SN} (1+z)^3 + (1 - \Omega_{0m}^{SN})}, \quad (3.10)$$

where the slow-rolling paradigm induces an effective time dependent Hubble constant having the form

$$\mathcal{H}_0(z) = H_{0P} \sqrt{\frac{\Omega_{0m}^P (1+z)^3 + (1 - \Omega_{0m}^P) + \Omega_{0\phi} (1+z)^{-3\beta}}{\Omega_{0m}^{SN} (1+z)^3 + (1 - \Omega_{0m}^{SN})}}. \quad (3.11)$$

This function may decays (depending on the model parameter β) as the redshift increases and, in what follows, we use this profile to account for the Hubble tension. The equation above is indeed the physical signature for the considered model, which has to be compared with other theoretical formulations and with data sets. We remark that, we have constructed a consistent picture in which the potential term of the scalar field is compatible with a slow-rolling phase (see below), providing the vacuum energy contribution to the present Universe. Furthermore, the deviation of the potential term from an exact constant energy density ensures that its kinetic contribution can rescale the value of the apparent Einstein constant, so that a varying Hubble constant with the redshift emerges.

4 The Data sample and the fitting

To determine the model parameter β , let us now follow the data comparison described in [8, 9]. For the sake of clarity (here and in the following H is in units: $\text{km s}^{-1} \text{Mpc}^{-1}$), we specify that we set $H_{\text{OP}} = 67.4$ [4], while $H_{\text{0SN}} = 73.5$ [1, 8] (with $\Omega_{0m}^{\text{P}} = 0.315$ and $\Omega_{0m}^{\text{SN}} = 0.298$, for a flat Λ CDM model). Specifically, we use the Pantheon sample data release [4], which is a compilation of 1048 SNe Ia taken from different surveys. In this analysis, we bin the data in redshifts so that the sample is equi-populated and we choose to divide the sample in 40 bins. We use the observed distance modulus, $\mu_{\text{obs}} = m_B - M$, taken as tabulated from Pantheon sample which contains the apparent magnitude in the B-band corrected for statistical and systematic effects (m_B) and the absolute in the B-band for a fiducial SN Ia with the stretch and color corrections (M). Considering the color and stretch population models for SNe Ia, in this approach, similarly to the previous ones, we average the distance moduli given by the [23] (G2010) and [24] (C2011) models. We then compare the μ_{obs} and the theoretical distance modulus that reads as follows:

$$\mu_{\text{th}} = 5 \log_{10} d_L(z, H_0, \dots) + 25. \quad (4.1)$$

The distance is usually expressed in Mpc. Furthermore, we also consider the correction of the luminosity distance keeping into account the peculiar velocities of the host galaxies which contain the SNe Ia. To perform our analysis, we define the χ^2 for SNe:

$$\chi_{\text{SN}}^2 = \Delta\mu^T \cdot \mathcal{C}^{-1} \cdot \Delta\mu. \quad (4.2)$$

Here $\Delta\mu = \mu_{\text{obs}} - \mu_{\text{th}}$, and \mathcal{C} denotes the 1048×1048 *covariance matrix*, given by [25]. From the analysis of these bins, we obtain the values of H_0 in each bin by varying H_0 only and using Ω_{0m}^{SN} . The choice of using 40 bins is dictated by two factors: the first is that we need enough number of data points to fit the model. The second is that although it would be beneficial to have a larger number of data points for fitting the theoretical model, however increasing the bins would result in a less precise fitting and thus a larger values of uncertainties on H_0 . This would, hence, again result in less constraining and predictive power for the theoretical model. Indeed, this choice of binning allows us to have roughly 50 SNe Ia in each bin. We also note that the trend found is independent from the initial choice of H_0 . This is due to the fact that we use the distance moduli in the Pantheon sample but subtracted of the value of the absolute magnitude, M , which corresponds to a given value of H_0 . For example, we here consider the value of $M = -19.245$ as discussed in [8]. Thus, for different values of the starting H_0 we should change the values of M correspondingly and this will allow a mere translation in the initial intercept and not a change of the slope itself. In fact the data of the

Pantheon sample have a predefined M fixed at -19.35 , which we have changed to consider the starting point of $H_0 = 73.5$.

Our model contains actually two free parameters, but the quantity $\Omega_{0\phi}$ is fixed in Eq.(3.9) when requiring $H_0 = H_{0\text{SN}}$. Using the values introduced above, we obtain

$$\Omega_{0\phi} = 0.189 . \quad (4.3)$$

Concerning the parameter β , we perform a fitting procedure of the expression \mathcal{H}_0 in Eq.(3.11) by means of the 40 bin distribution of the H_0 values described above. The best fit is found for

$$\beta = -0.258 \pm 0.026 . \quad (4.4)$$

We have also computed the probability that this value of the fit is drawn by chance and we have obtained a p-value $= \mathcal{O}(10^{-12})$. As usual, the threshold value is put as 0.05, so any p-value $< 5\%$ can guarantee us that the results are not drawn by chance. This clearly show that our model has the predictive power on the data in relation to the β parameter.

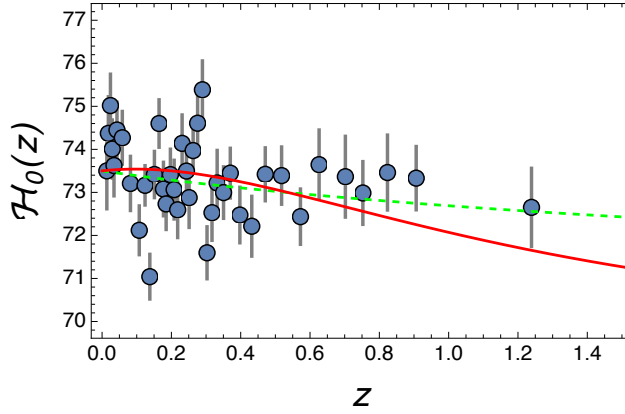


Figure 1. Plot of $\mathcal{H}_0(z)$ from Eq.(3.11 with $\beta = -0.258$ (red line) and of the behavior $H_{0\text{SN}}(1+z)^{-0.016}$ (green dashed line). Bullets represents H_0 data from [8] with the corresponding error bars. (color online)

In [8], it has been addressed a power-law profile as $\mathcal{H}_0 = H_{0\text{SN}}(1+z)^{-\alpha}$ with the following best fit: $\alpha = 0.016 \pm 0.009$, and in Fig.1 we show the data points and the fit of our slow-rolling model in red, together with the power-law behaviour (green dashed line). Although, the p-value of our fit is much smaller than the corresponding one for the power-law, i.e. our β parameter appears better constrained by the data, however the global fit morphology does not allow to prefer one model to the other one in its capability to reproduce data.

Moreover, in Fig.2 we plot, outlining the scaled data points from Fig.1, $H(z)$ from Eq.(3.10) of our slow-rolling model (red line) together with the profiles obtained by adopting the power law model in [8] and also the two flat Λ CDM models implementing the parameter values obtained from the distinct data sets (as indicated in the figure). It is evident how the contribution of the scalar field has a basic role at low z values, allowing that $H_{0\text{SN}}$ is recovered for $z \rightarrow 0$. Furthermore, for $z \gtrsim 5$, $H(z)$ clearly overlap the flat Λ CDM model associated to the Planck data (a similar behavior is obtained by the power-law model).

The essential equivalence of the model here proposed and the power-law one can be interpreted by observing that the modified gravity model adopted to account for the second

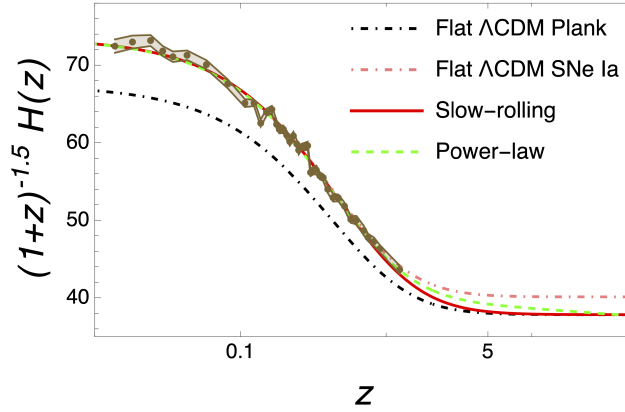


Figure 2. Linear log-plot of normalized $H(z)$ in Eqs.(3.11) with $\beta = -0.258$ (red line). Green-dashed line: $H(z) = H_{0\text{SN}}(1+z)^{-0.016}(\Omega_{0m}^{\text{SN}}(1+z)^3 + (1 - \Omega_{0m}^{\text{SN}}))^{0.5}$. Dotted-dashed lines represent: $H(z) = H_{0\text{SN}}(\Omega_{0m}^{\text{SN}}(1+z)^3 + (1 - \Omega_{0m}^{\text{SN}}))^{0.5}$ (pink) and $H(z) = H_{0\text{P}}(\Omega_{0m}^{\text{P}}(1+z)^3 + (1 - \Omega_{0m}^{\text{P}}))^{0.5}$ (black). Data points are properly scaled from Fig.1. (color online)

case [8, 9, 14] can also be reduced to a scalar-tensor formulation. In fact, in the so-called “Einstein framework”, the metric $f(R)$ -gravity can be stated as standard General Relativity minimally coupled to a scalar field, which self-interaction potential is fixed by the specific modified model of gravity. In [14], the dynamics has been described in the so-called “Jordan frame” in order to avoid the conformal rescaling of the metric (necessary to pass to the Einstein framework) but, overall, to interpret the Hubble tension via an effective Einstein constant due to the non-minimally coupled scalar field. Anyway, both in the present dynamical scheme and in the idea proposed in [14], the underlying mechanism is a slow-rolling phase of a scalar component of the Universe. Clearly, modifying the Einstein gravity has a number of additional predicted effects, with respect to the solution of the Hubble tension, which the present model certainly avoids: the energy density of the scalar matter, here adopted, only affects the dynamics on the cosmological scales without other significant implications on the early or shorter scale physics of the Universe.

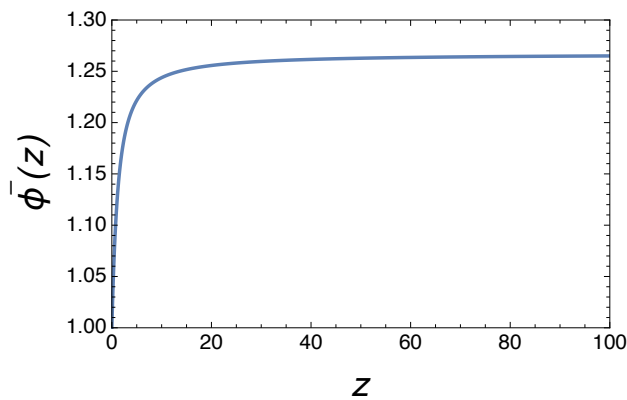


Figure 3. Profile of $\bar{\phi}(z)$ evolved using Eq.(3.6) by assuming $\bar{\phi}_0 = 1$. We have set $H_* = H_{0\text{P}}$, $\Omega_{0\phi} = 0.189$, $\beta = -0.258$ and the corresponding $H(z)$ expression in Eq.(3.10).

We complete our analysis by showing, in Fig.3, the behavior of the normalized scalar

field $\bar{\phi}$ evolved using Eq.(3.6). The obtained profile starts at the arbitrarily set initial value $\bar{\phi}_0 = 1$ and frozen into an asymptote for $z \gtrsim 60$. In Fig.4, we also plot the normalized potential $\bar{V}(\phi) = V_\chi/3H_{\text{0p}}^2$ from Eq.(2.4) and it is important to stress that the slow rolling conditions expressed again in Eq.(2.4) are properly satisfied for such a profile. In particular, we obtain $\text{Max}(|\dot{\phi}/2V(\phi)|) = 0.125$ and $\text{Max}(|\ddot{\phi}/3H\dot{\phi}|) = 0.13$.

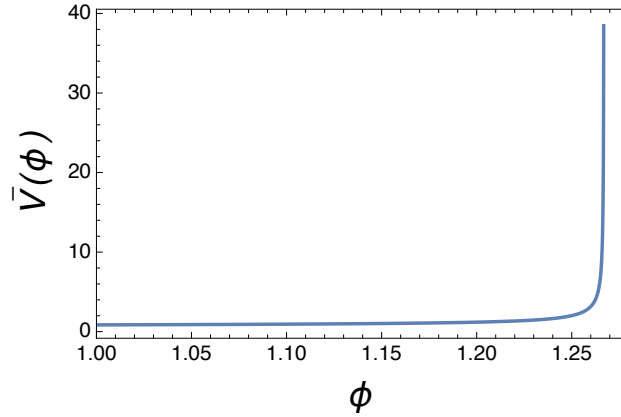


Figure 4. Plot of $\bar{V}(\phi)$ from Eq.(2.4).

Finally, it is well-known that a self-interacting scalar field is always interpretable as a non-constant w -parameter of the equation of state, namely

$$w = \frac{\dot{\phi}^2/2 - V}{\dot{\phi}^2/2 + V}, \quad (4.5)$$

which can be evaluated using Eq.(3.1) and the potential profile discussed above. It is evident from the the figure that this effective equation of state parameter is always associated to a dark energy contribution (it never becomes a phantom matter contribution). For $z \rightarrow 0$, it correctly approaches a value very close to -1 ($w(0) = -0.95$), which is in agreement with all the experimental determination.

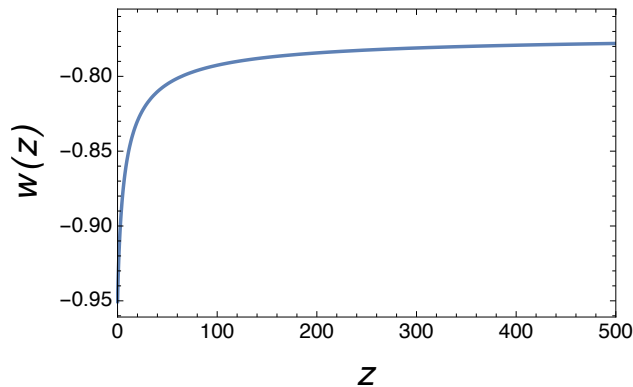


Figure 5. Profile of $w(z)$ from Eq.(4.5).

5 Concluding remarks

We constructed a cosmological model with the aim to provide an explanation for the Hubble tension problem, based on the introduction of scalar matter in a slow-rolling configuration. The merit of the scenario we proposed consists in the possibility to account for the Universe vacuum energy via a constant term in the self-interaction potential, while the scalar field kinetic energy is responsible for a slow apparent variation of the Hubble constant, due to a suitable rescaling of the Einstein constant, when a specific dynamical scheme is set up. In fact, we added to the Friedmann equation a specific relation between the kinetic and potential term of the scalar field. Together with the Klein-Gordon equation, we then obtain three dynamical equations, in terms of the three unknowns $H(z)$, $\phi(z)$ and $V(z)$ (from the latter two quantities, we calculated the functional form of $V(\phi)$).

The Hubble function is then restated in terms of an effective varying Hubble constant $\mathcal{H}_0(z)$, which contains two free parameters. One of these has been fixed to reproduce the ratio between $H_{0\text{SN}}$ and $H_{0\text{P}}$, while the other free parameter was determined by a fitting analysis, via the 40 bin data of the SN Ia Pantheon sample [8]. We also compared the quality of our fit with the one yielding the power-law behavior $H_{0\text{SN}}(1+z)^{-\alpha}$ and, although the p-value of our fit is much smaller than the one discussed in [8], the profile of the emerging best fit is essentially comparable in the two cases.

Then, we used the obtained values of the two free parameters to plot the function $H(z)$, which, for $z \rightarrow 0$ approaches the SN Ia data predictions for the Hubble constant while, for higher z -values, it correctly matches the behavior of the corresponding curve specified by the Planck detected parameters in the flat Λ CDM scenario. Actually, our $H(z)$ curve overlaps the proper profile already for $z \gtrsim 5$, so offering an intriguing marker to discriminate between low-redshift and high-redshift sources, when the Hubble constant is determined according to a similar feature discussed in [18].

The very significant novelty of the present study is, on the one hand, the possibility to solve the Hubble tension problem via a simple scalar matter model in a slow-rolling configuration and, on the other hand, that our function $H(z)$ has been determined by using the whole information contained in the SN Ia data (the 40 bins analysis of the Pantheon sample, as depicted in Fig.2) and so avoiding the compression of the SN Ia set up to the determination of the single value of $H(z=0)$, see the discussion in [22].

References

- [1] PAN-STARRS1 collaboration, *The Complete Light-curve Sample of Spectroscopically Confirmed SNe Ia from Pan-STARRS1 and Cosmological Constraints from the Combined Pantheon Sample*, *ApJ* **859** (2018) 101 [[1710.00845](#)].
- [2] D. Scolnic, D. Brout, A. Carr, A.G. Riess, T.M. Davis, A. Dwomoh et al., *The pantheon+ analysis: The full data set and light-curve release*, *ApJ* **938** (2022) 113.
- [3] D. Brout et al., *The Pantheon+ Analysis: Cosmological Constraints*, *ApJ* **938** (2022) 110 [[2202.04077](#)].
- [4] PLANCK collaboration, *Planck 2018 results. VI. Cosmological parameters*, *A&A* **641** (2020) A6 [[1807.06209](#)].
- [5] E. Di Valentino, O. Mena, S. Pan, L. Visinelli, W. Yang, A. Melchiorri et al., *In the realm of the Hubble tension—a review of solutions*, *Class. Quant. Grav.* **38** (2021) 153001 [[2103.01183](#)].

- [6] M.G. Dainotti, G. Bargiacchi, M. Bogdan, S. Capozziello and S. Nagataki, *Reduced uncertainties up to 43% on the Hubble constant and the matter density with the SNe Ia with a new statistical analysis*, [2303.06974](#).
- [7] A.G. Riess, L. Breuval, W. Yuan, S. Casertano, L.M. Macri, J.B. Bowers et al., *Cluster Cepheids with High Precision Gaia Parallaxes, Low Zero-point Uncertainties, and Hubble Space Telescope Photometry*, *ApJ* **938** (2022) 36 [[2208.01045](#)].
- [8] M.G. Dainotti, B. De Simone, T. Schiavone, G. Montani, E. Rinaldi and G. Lambiase, *On the Hubble constant tension in the SNe Ia Pantheon sample*, *ApJ* **912** (2021) 150 [[2103.02117](#)].
- [9] M.G. Dainotti, B. De Simone, T. Schiavone, G. Montani, E. Rinaldi, G. Lambiase et al., *On the evolution of the hubble constant with the sne ia pantheon sample and baryon acoustic oscillations: A feasibility study for grb-cosmology in 2030*, *Galaxies* **10** (2022) .
- [10] C. Krishnan, E.O. Colgáin, M.M. Sheikh-Jabbari and T. Yang, *Running Hubble Tension and a H_0 Diagnostic*, *Phys. Rev. D* **103** (2021) 103509 [[2011.02858](#)].
- [11] C. Krishnan, E.O. Colgáin, Ruchika, A.A. Sen, M.M. Sheikh-Jabbari and T. Yang, *Is there an early Universe solution to Hubble tension?*, *Phys. Rev. D* **102** (2020) 103525 [[2002.06044](#)].
- [12] M. Malekjani, R.M. Conville, E.O. Colgáin, S. Pourojaghi and M.M. Sheikh-Jabbari, *Negative Dark Energy Density from High Redshift Pantheon+ Supernovae*, [2301.12725](#).
- [13] L. Kazantzidis and L. Perivolaropoulos, *Hints of a Local Matter Underdensity or Modified Gravity in the Low z Pantheon data*, *Phys. Rev. D* **102** (2020) 023520 [[2004.02155](#)].
- [14] T. Schiavone, G. Montani and F. Bombacigno, *$f(R)$ gravity in the Jordan frame as a paradigm for the Hubble tension*, *Mon. Not. RAS* **522** (2023) L72 [<https://academic.oup.com/mnras/article-pdf/522/1/L72/49797831/slاد041.pdf>].
- [15] T.P. Sotiriou and V. Faraoni, *$f(r)$ theories of gravity*, *Rev. Mod. Phys.* **82** (2010) 451.
- [16] S. Nojiri and S.D. Odintsov, *Unified cosmic history in modified gravity: From $f(r)$ theory to lorentz non-invariant models*, *Physics Reports* **505** (2011) 59.
- [17] E. Di Valentino, A. Mukherjee and A.A. Sen, *Dark Energy with Phantom Crossing and the H_0 Tension*, *Entropy* **23** (2021) 404 [[2005.12587](#)].
- [18] G. Montani, M. De Angelis, F. Bombacigno and N. Carlevaro, *Metric $f(R)$ gravity with dynamical dark energy as a scenario for the Hubble tension*, *Mon. Not. RAS* **527** (2024) L156–L161 [[2306.11101](#)].
- [19] S. Nojiri, S.D. Odintsov and V.K. Oikonomou, *Integral $F(R)$ gravity and saddle point condition as a remedy for the H_0 -tension*, *Nucl. Phys. B* **980** (2022) 115850 [[2205.11681](#)].
- [20] S.D. Odintsov, D. Sáez-Chillón Gómez and G.S. Sharov, *Analyzing the H_0 tension in $F(R)$ gravity models*, *Nucl. Phys. B* **966** (2021) 115377 [[2011.03957](#)].
- [21] G. Efstathiou and S. Gratton, *The evidence for a spatially flat Universe*, *Mon. Not. RAS* **496** (2020) L91 [[2002.06892](#)].
- [22] G. Efstathiou, *To H_0 or not to H_0 ?*, *Mon. Not. RAS* **505** (2021) 3866 [[2103.08723](#)].
- [23] J. Guy, M. Sullivan, A. Conley, N. Regnault, P. Astier, C. Balland et al., *The Supernova Legacy Survey 3-year sample: Type Ia supernovae photometric distances and cosmological constraints*, *A&A* **523** (2010) A7 [[1010.4743](#)].
- [24] N. Chotard, E. Gangler, G. Aldering, P. Antilogus, C. Aragon, S. Bailey et al., *The reddening law of type Ia supernovae: separating intrinsic variability from dust using equivalent widths*, *A&A* **529** (2011) L4 [[1103.5300](#)].
- [25] D.M. Scolnic, D.O. Jones, A. Rest, Y.C. Pan, R. Chornock, R.J. Foley et al., *The Complete Light-curve Sample of Spectroscopically Confirmed SNe Ia from Pan-STARRS1 and*

Cosmological Constraints from the Combined Pantheon Sample, [ApJ](#) **859** (2018) 101 [[1710.00845](#)].